



B. AmeriCorps



AmeriCorps* State

Terms and Definitions for AmeriCorps*State

The terms used specifically within this section profiling performance in the AmeriCorps*State program are defined below.

AmeriCorps*State. Three-fourths of AmeriCorps*State and National funds go to the states, where governor-appointed state service commissions manage their use. A population-based formula allotment determines the distribution of approximately one-half of these Federal funds going to the states. A national competitive process for proposals submitted by the State Commissions governs how to distribute the balance. AmeriCorps*State grantees include local offices of Habitat for Humanity, the American Red Cross, and the National Association for Community Health Centers, as well as many small faith-based and community organizations. AmeriCorps*State members engage in direct service, capacity building, and volunteer mobilization activities in the communities in which they serve. These activities include tutoring and mentoring youth, building affordable housing, cleaning parks and streams, operating after-school programs, and helping communities respond to disasters. Members serve either full- or part-time for terms typically lasting between 10 and 12 months.

Competitive Funding. Competitive funds are awarded to state service commissions on a competitive basis to fund local non-profit and public entities operating local community service projects. Competitive funding makes up approximately 40% of AmeriCorps*State and National Funding.¹

Completion Rates. The number of members who complete their term of service during a given fiscal year.

Education Award. After successfully completing a term of service, AmeriCorps members who are enrolled in the National Service Trust are eligible to receive an education award. The education award can be used to pay education costs at qualified institutions of higher education or training, or to repay qualified student loans. The award currently is \$4,725 for a year of full-time service, with correspondingly lesser awards for half-time and reduced half-time service. A member has up to seven years after his or her term of service has ended to use the award.

Education Award Usage. Education award usage is generated from the National Service Trust and represents, for members in a state, the total amount of awards used within the seven-year eligibility period divided by the total amount of awards earned.

Enrollment. Enrollment data were taken from the National Service Trust and represent the number of enrolled AmeriCorps members who began their term of service during a given fiscal year. Enrollment refers to the number of actual enrolled AmeriCorps members—in past years, the Corporation has reported on the number of budgeted slots for members, not actual enrollments. Programs thus may have additional, unfilled slots not reflected in these data.

Enrollment Pause. During fiscal year 2002, the Corporation approved national service positions in excess of the number of budgeted slots. In November 2002 the Corporation temporarily suspended the ability of its grantees to enroll members into national service positions until final Congressional action on the Corporation's appropriations for fiscal 2003. This suspension is referred to as the "enrollment pause," and it prevented AmeriCorps-sponsored projects and programs from enrolling any members for a period of four months.

Fill Rate. The fill rate reflects the grantees' ability to fill their awarded "slots" with AmeriCorps members. Administrative records keep track of every member who enrolled in a program, regardless whether these members leave prior to completing their term of service. Since the system does not un-enroll members, and may refill a slot if a member leaves during his or her term of service, a fill rate can eventually go above 100%. For example, Program X is allocated 100 slots, and fills them. Its fill rate is currently 100%. Two months later, 10 members leave Program X. The program refills their slots with

10 new members. Program X's fill rate is now 110%. Prior to 2003, programs had considerable latitude (up to 20%) in filling vacated slots; however, the Trust is not obligated to pay the education award of members who leave prior to the end of their term of service without cause. During the enrollment pause of 2003, the Corporation instituted a new policy in which programs could not refill program slots. The Corporation is currently considering several methods to calculate fill rates.

Formula Funding. Formula funds are distributed based on a population-based formula to governor-appointed state service commissions, which in turn make grants to local and public agencies. Formula funding makes up approximately one third of AmeriCorps*State and National grant funds. Award information in this report has been taken from Grantsbase and eGrants and is continually updated to reflect the most current award status.

Grantee Progress Report (GPR). Accomplishment data are submitted by individual programs to State Commissions and National Parent Organizations in Annual Progress Reports (APRs). State Commissions and National Parent Organizations analyze the APR data and prepare a GPR, which is submitted to the Corporation annually.²

Matching Funds. By statute all AmeriCorps*State and National dollars must be matched by grantees.³ Grantees are required to raise a minimum of a 15% non-federal cash match for the AmeriCorps member living allowances and other member support costs, and at least 33% for all other operating costs. The match for operating costs can be either cash or in-kind and can be from private, local, state, or other non-Corporation federal resources (if the rules governing those other federal funds permit it). For purposes of reporting in this document, the matching funds have been combined to reflect an overall match.

Member. "Member" is a term used to describe AmeriCorps participants. Most members receive a living allowance or other benefits as part of their enrollment in AmeriCorps. Upon successful completion of a term of service, members are eligible to receive an education award.⁴ In AmeriCorps, *members* are distinct from *volunteers*, the latter of whom do not receive financial compensation for participating in service programs.⁵

National Service Trust (The Trust). Established by the National and Community Service Trust Act of 1993 (42 USC 12601, et. seq.), the National Service Trust provides funds for education awards for eligible participants who complete service under AmeriCorps. The Trust consists of amounts appropriated to the Corporation, interest earned, and the proceeds for the sale or redemption of Trust investments. Under the Trust Act, funds are available to:

Repay qualified student loans

Pay educational expenses at an institution of higher education

Pay expenses incurred through an approved school-to-work program

Repay eligible interest expense

The value of any education award depends upon the length of service performed by an AmeriCorps member. A full term of service constitutes at least 1,700 hours of service per program year and entitles the member to the full education award of \$4,725. Completion of a half-time term, requiring a minimum of 900 hours of service, entitles the member to exactly half of the full education award. Reduced half-time, minimum-time, and quarter-time terms are also offered. Education awards earned by AmeriCorps members are available to be used for seven years from the end of the term of service.

Number of Volunteers Generated by AmeriCorps*State and National Members. In each state, AmeriCorps programs recruit community volunteers to work with enrolled members or the sponsoring organization in conjunction with their program. Community volunteers in AmeriCorps receive no financial compensation for their volunteering.

Performance Highlights. Performance highlight data for AmeriCorps*State were reported by State Commissions on their Grantee Progress Reports (GPR) via the Corporation's Web Based Reporting System (WBRS). Accomplishment data are submitted by individual programs to State Commissions in Annual Progress Reports (APR). State Commissions analyze the APR data and prepare a GPR, which is submitted to the Corporation annually. The performance data in this report highlight only a few of the efforts by each State Commission to meet local community needs, and reflect accomplishments as of September 30, 2003.

Program Year. In AmeriCorps*State and National, programs generally begin in the fall and end during the following summer. Thus, the program year generally corresponds to the fiscal year. For this report, program year 2002-2003 spans October 1, 2002 through September 30, 2003, and reflects fiscal year 2003.

State Administrative Standards. The State Administrative Standards (SAS) Review assures that commissions are carrying out their functions, and that adequate systems are in place for accountability. There are eleven standards with 127 elements. Six of these elements are considered critical because they are essential to commission operations. Failure to meet one or more of these elements indicates an inadequate program or financial management system. The six core elements are:

- Does the commission have adequate site visit tools to monitor its Corporation-funded programs?
- Does the commission have a financial management system for its direct award expenditures that adequately segregates the costs and documents the match?
- Does the commission have or follow written policies and procedures that relate to time and effort distribution of personnel to commission direct grants?
- Do the Financial Status Reports (FSRs) correspond to the commission's internal accounting?
- Does the commission have adequate documentation to support its administrative match expenditures?
- By the end of the commission's last fiscal year, did the commission meet the required administrative match on the amount of funds expensed to the Corporation?

Because the evaluation of these core elements is distinct, a state may pass the six Core Elements ("yes") component of the SAS, but not pass all of the remaining 121 items. The percentage for Passing State Administrative Standards equals the percentage of the 127 items for which the state met the standards. That is, if a state receives 100%, then it met the standard for all 127 items. In this report, the SAS passing rates reflect the most up-to-date pass-fail rates available at the time of publication.

Trust Service Award Liability. The Trust service award liability represents unpaid earned, and expected to be earned, education awards and eligible interest forbearance costs, which are expected to be used. These amounts relate to participants who have completed service or are currently enrolled in the program and are expected to earn an award.

Web Based Reporting System (WBRS). An online data system that is used to report member enrollment and end-of-term data for the majority of State Service Commissions and all National Direct grantees. Both grantees and their sub-grantees have access to WBRS for reporting on their performance. The performance data from WBRS used in this report are self-reported to AmeriCorps by State Commissions.

Data Sources for AmeriCorps*State

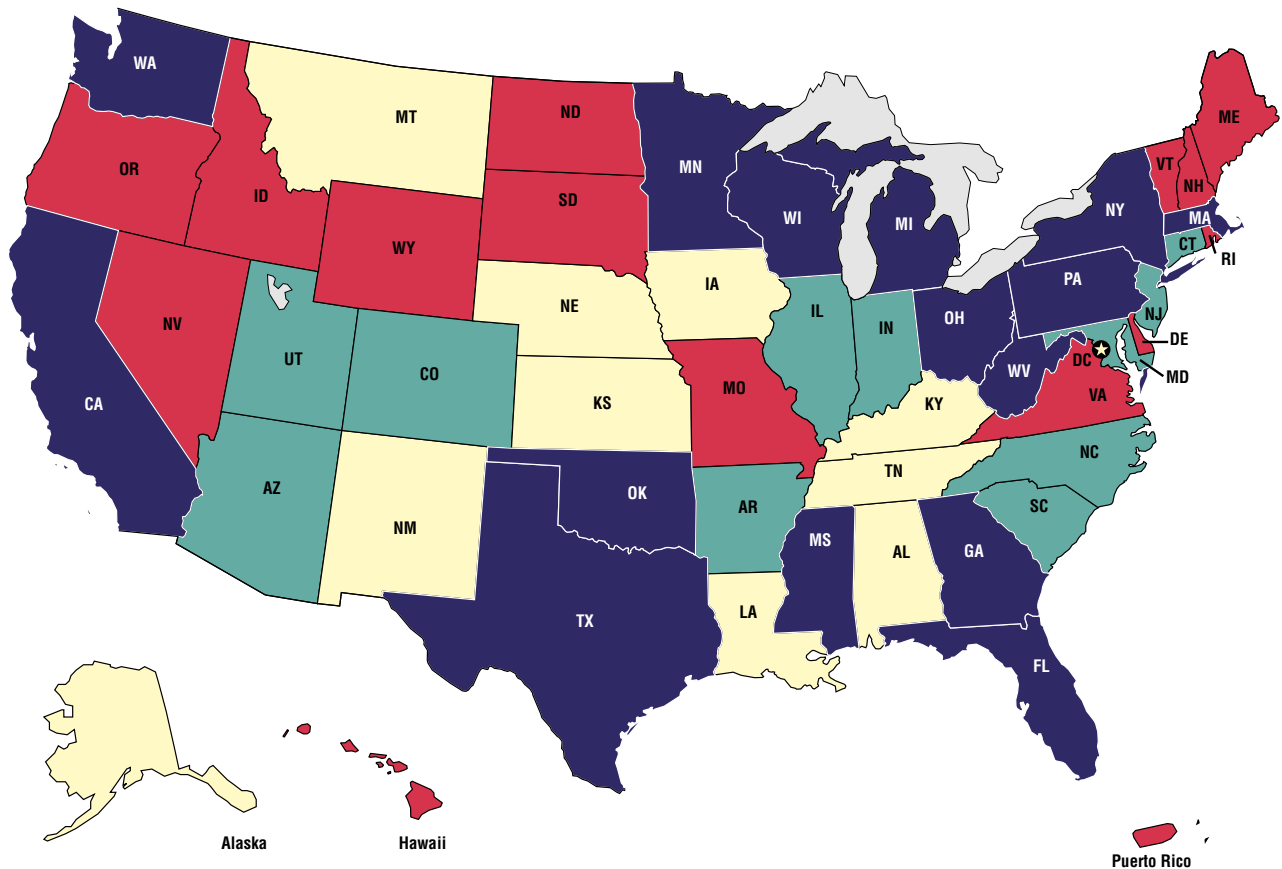
Data in this section of the report were drawn from Corporation data systems, including eSpan, eGrants, Grantsbase, and WBRS. Performance Highlights in this section of the report are based on subgrantee self-reports. These reports are then compiled by the State grantees, and subsequently submitted to the Corporation in the annual Grantee Progress Reports (GPRs). Performance Highlights for each state profile were compiled directly from performance narratives in the GPRs. Because of the length of these reports, the original narratives have not been included in the Appendix. Other information contained in each state profile, however, such as the fill rate, completion rate, and funding details, have been compiled in an AmeriCorps*State data table in the Appendix.

End Notes

- 1 Award information in this report has been taken from Grantsbase and eGrants and is continually updated to reflect the most current award status.
- 2 The performance data presented in the State Profile section for AmeriCorps*State programs highlight only a few of the efforts by each State Commission to meet local community needs.
- 3 Education Award Program funds do not have a matching requirement.
- 4 AmeriCorps*VISTA members who successfully complete a term of service are eligible to receive either an education award or a post-service stipend.
- 5 Senior Corps uses the term “volunteer” to describe their service participants, although Foster Grandparents and Senior Companions do receive small stipends.

AmeriCorps* State

Enrollment by State: Program Year 2002–2003*



Enrollment

(Enrollment refers to the number of AmeriCorps*State members.)

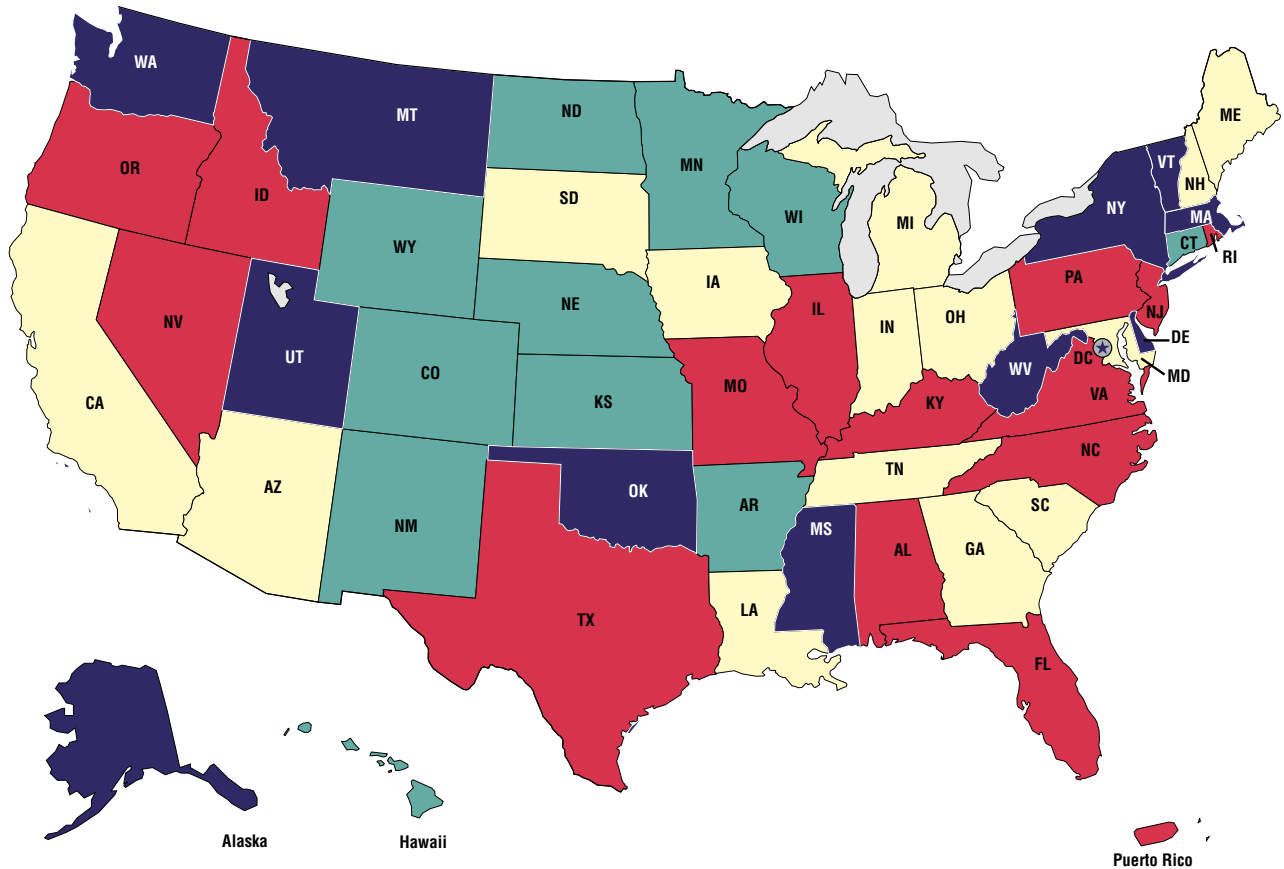
- 99 or fewer AmeriCorps*State members.
- 100 to 219 AmeriCorps*State members.
- 220 to 329 AmeriCorps*State members.
- 330 or more AmeriCorps*State members.

* For reporting purposes in this document, program year 2002–2003 spans October 1, 2002 through September 30, 2003.

AmeriCorps*State

Enrollment per 100,000 Residents by State†: Program Year 2002–2003*

MAPS-AT-A-GLANCE



Enrollment per 100,000 residents

(Enrollment refers to the number of AmeriCorps members.)

- 3 or fewer AmeriCorps*State members per 100,000 residents.
- 4 to 6 AmeriCorps*State members per 100,000 residents.
- 7 to 9 AmeriCorps*State members per 100,000 residents.
- 10 or more AmeriCorps*State members per 100,000 residents.

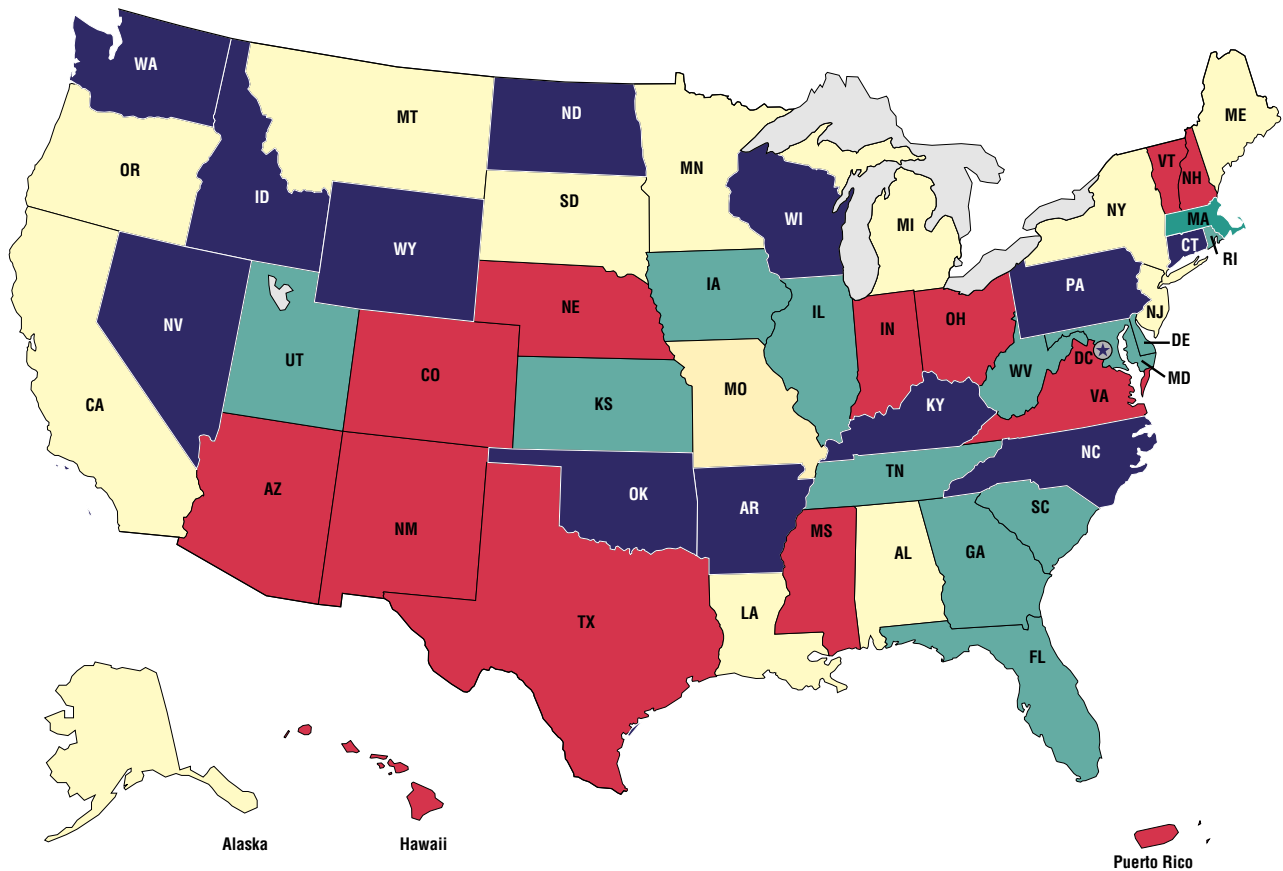
† Calculations were based on July 1, 2003 state population estimates Table NST-EST 2003-01—Annual Estimates for The United States and for Puerto Rico: April 1, 2000 to July 1, 2003.

Source: Population Division, U.S. Census Bureau. Release date: December 18, 2003.

* For reporting purposes in this document, program year 2002–2003 spans October 1, 2002 through September 30, 2003.

AmeriCorps* State

Fill Rates by State: Program Year 2002–2003*



Fill Rates

(Fill rates reflect grantees' abilities to fill their "slots" with AmeriCorps members. Because a member may leave before completing his/her term of service, the slot may be filled again. Thus, a state's fill rate may be greater than 100%.)

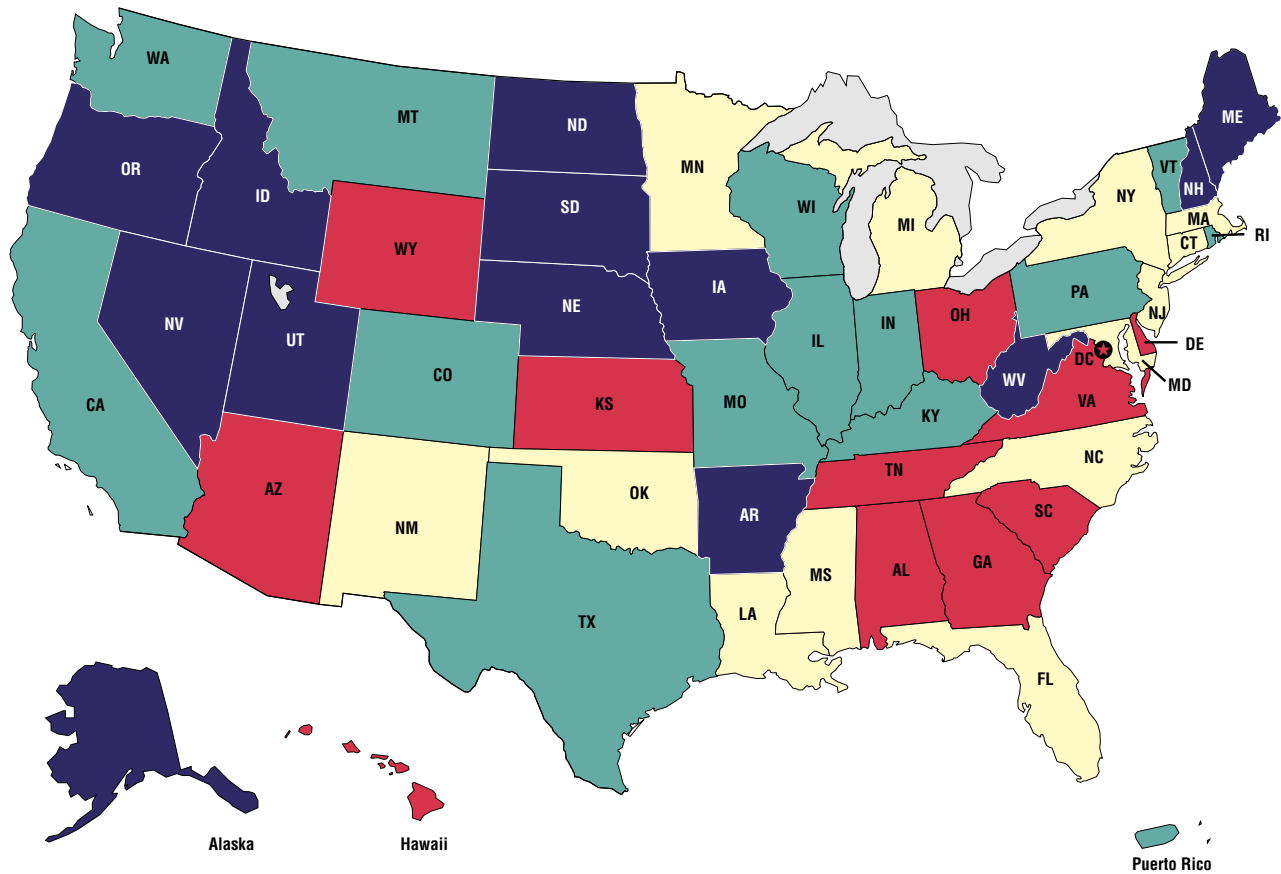
- 85.3% or fewer AmeriCorps*State members' slots filled.
- 85.4% up to 91.5% AmeriCorps*State members' slots filled.
- 91.6% up to 95.6% AmeriCorps*State members' slots filled.
- 95.7% or more AmeriCorps*State members' slots filled.

* For reporting purposes in this document, program year 2002–2003 spans October 1, 2002 through September 30, 2003.

AmeriCorps* State

MAPS-AT-A-GLANCE

Completion Rates by State: Program Year 2002–2003*



Completion Rates

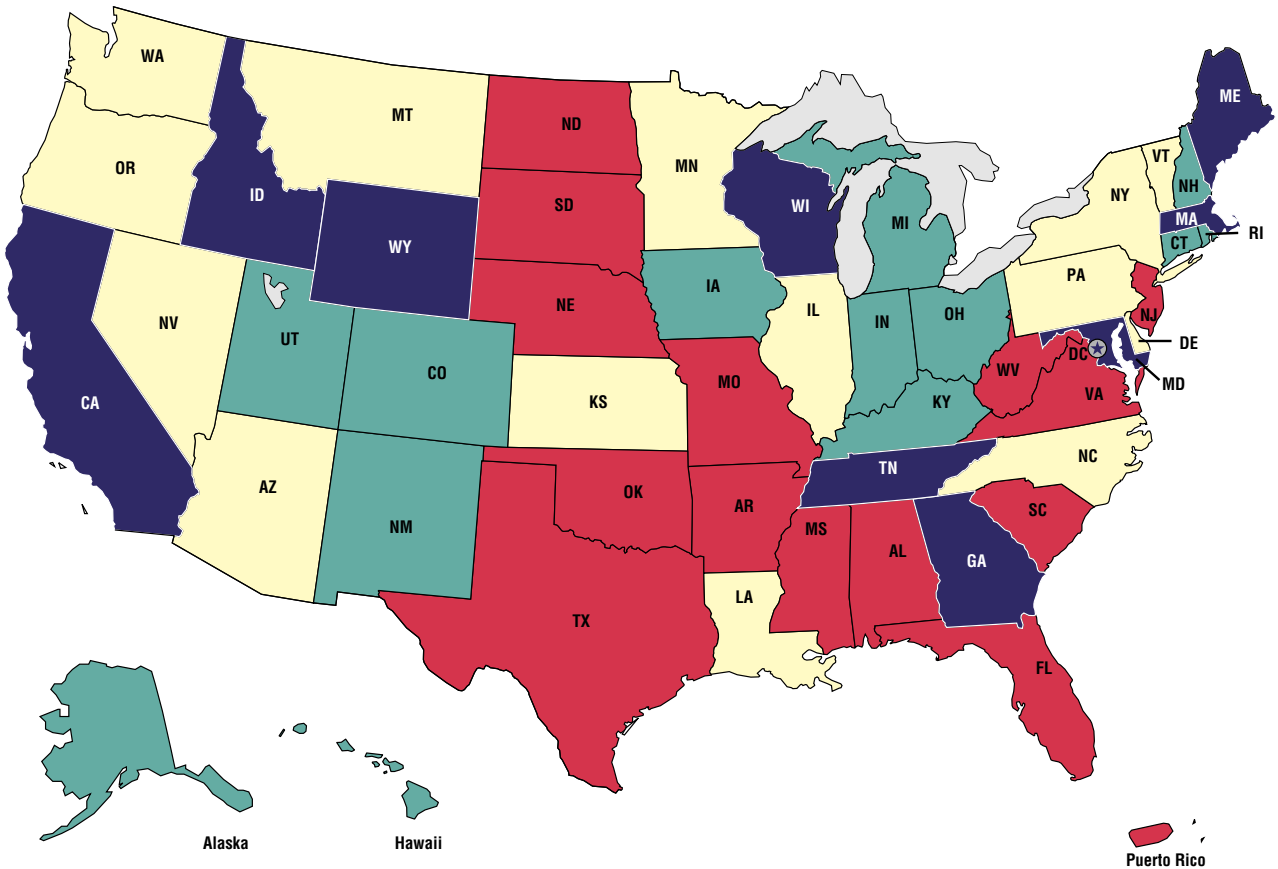
(Completion rates are the percentage of members who have completed their term of service.)

- 70% or fewer members completed their term of service.
- 71% to 76% of members completed their term of service.
- 77% to 82% of members completed their term of service.
- 83% or more of members completed their term of service.

* For reporting purposes in this document, program year 2002–2003 spans October 1, 2002 through September 30, 2003.

AmeriCorps*State

Overall Percent Match Funds by State: Program Year 2002–2003*



MAPS-AT-A-GLANCE

Overall Percent Match Funds

(By statute all AmeriCorps*State and National dollars must be matched by grantees. In 2003, grantees were required to raise a minimum of a 15% non-federal cash match for the AmeriCorps member living allowances and other member support costs, and at least 33% for all other operating costs. The match for operating costs can be either cash or in-kind and can be from private, local, state, or other non-Corporation federal resources. For purposes of reporting in this document, the matching funds have been combined to reflect an overall match.)

- 34% or less of Federal dollars matched by state.
- 35% up to 40% of Federal dollars matched by state.
- 41% up to 46% of Federal dollars matched by state.
- 47% or more of Federal dollars matched by state.

* For reporting purposes in this document, program year 2002–2003 spans October 1, 2002 through September 30, 2003.

AmeriCorps* State

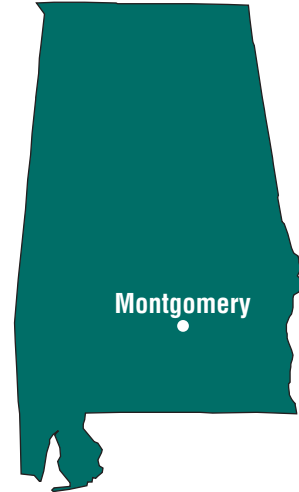
Alabama

Contact information:

Alabama Commission on National
and Community Service
100 North Union Street, Suite 134
Montgomery, AL 36104
(334) 242-7110

State Demographics*:

Total population 4,447,100
Median age 35.8 years
Percentage of population
under age 18 25.3%
Percentage of population
age 55 or older 22.4%



Performance Highlights

As of publication of this report, Alabama performance highlights were not available.

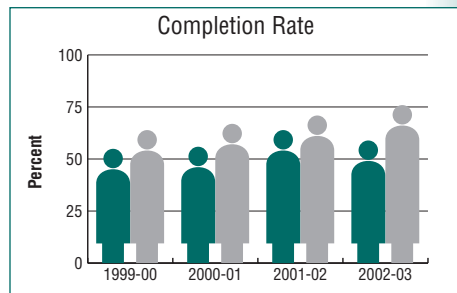
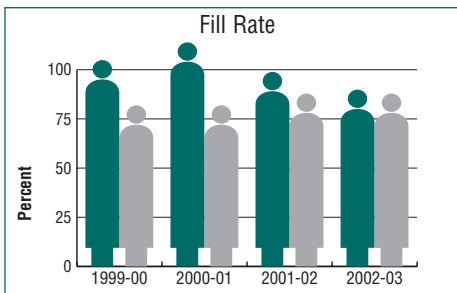
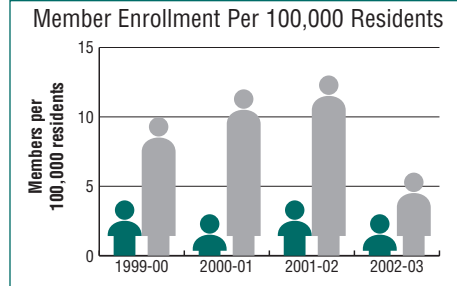
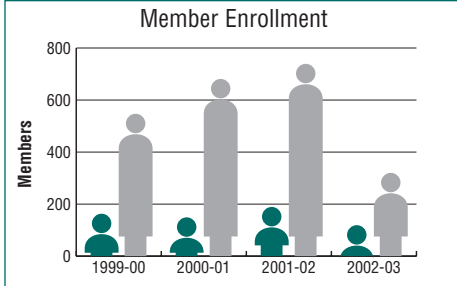
2003 Education Award Usage	Passed State Administrative Standards in 2003	Percentage of State Administrative Standards Passed in 2003
85%	No	68%

* Data obtained from U.S. Census Bureau–American Fact Finder (<http://factfinder.census.gov>)
Data set: Census 2000 Summary File 1 (SF1) 100 Percent Data. Geographic Area: Alabama.

AmeriCorps* State

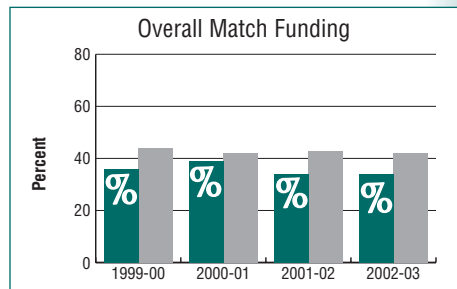
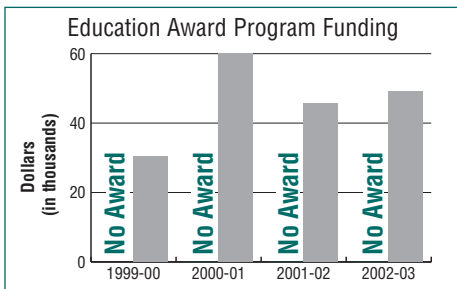
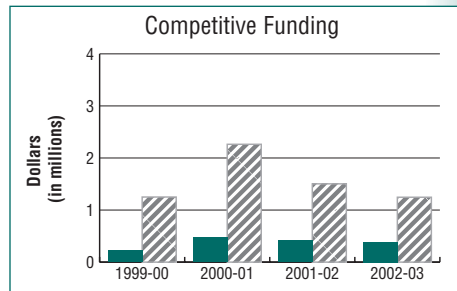
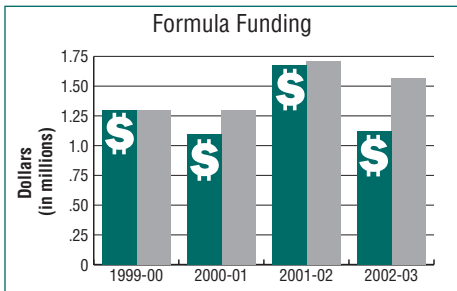
Alabama

Member Information by Program Year*



■ Alabama ■ National Average

State Level Funding by Program Year



■ Alabama ■ National Average ▨ Average among Medium-Population States**

* For reporting purposes in this document, a program year starts October 1st and runs through September 30th of the next year. For example, program year 2002-2003 spans October 1, 2002 through September 30, 2003.

** For competitive funding, using Census 2000 population data, each state is compared with its small- (<2 million), medium-(2 to 5.5 million), or large-population (>5.5 million) group.

AmeriCorps* State

Alaska

Contact information:

Alaska State Community Service Commission
 550 West 7th Avenue, Suite 1770
 Anchorage, AK 99501
 (907) 269-4674

State Demographics:*

Total population 626,932
 Median age 32.4 years
 Percentage of population
 under age 18 30.4%
 Percentage of population
 age 55 or older. 12.8%



Performance Highlights**

6 programs reporting accomplishments in the following areas:

Education

137 students benefited from service learning and community education activities
 5,926 students received tutoring in grades 1-12

Community Strengthening

61 service projects provided for the community, benefiting 3,976 individuals

Environment

485 homes assessed for energy efficiency

Member Development

31 members trained in life skills
 26 members received career development training or counseling

** For Alaska, all performance highlights are based on Formula and Competitive subgrantee self-report. These data are submitted to AmeriCorps by the State Commission on the Grantee Progress Report (GPR).

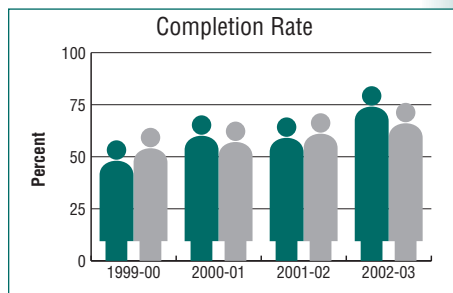
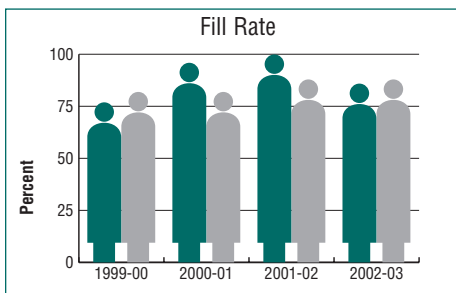
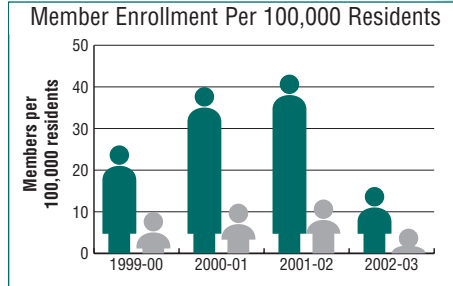
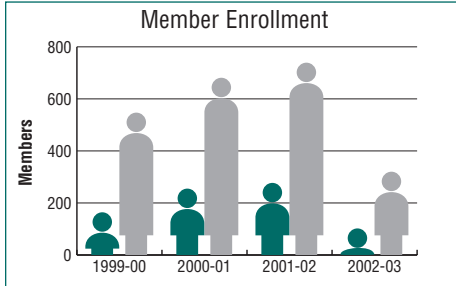
2003 Education Award Usage	Passed State Administrative Standards in 2003	Percentage of State Administrative Standards Passed in 2003
81%	Yes	100%

* Data obtained from U.S. Census Bureau–American Fact Finder (<http://factfinder.census.gov>)
 Data set: Census 2000 Summary File 1 (SF1) 100 Percent Data. Geographic Area: Alaska.

AmeriCorps* State

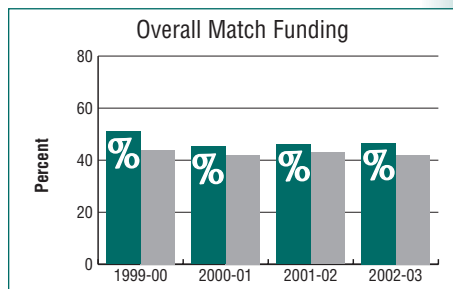
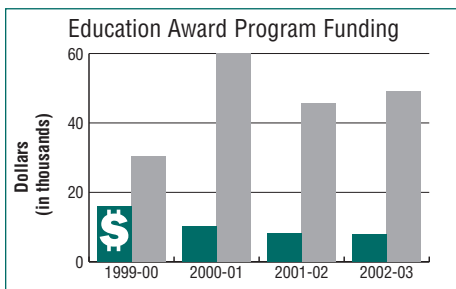
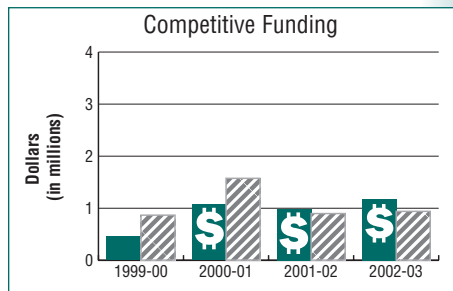
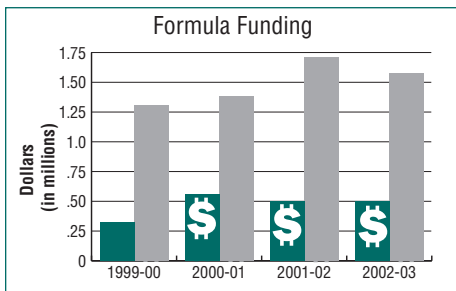
Alaska

Member Information by Program Year*



■ Alaska ■ National Average

State Level Funding by Program Year



■ Alaska ■ National Average ▨ Average among Small-Population States**

* For reporting purposes in this document, a program year starts October 1st and runs through September 30th of the next year. For example, program year 2002-2003 spans October 1, 2002 through September 30, 2003.

** For competitive funding, using Census 2000 population data, each state is compared with its small- (<2 million), medium-(2 to 5.5 million), or large-population (>5.5 million) group.

AmeriCorps* State

Arizona

Contact information:

Governor's Commission on Service and Volunteerism
1700 West Washington Street, Suite 101
Phoenix, AZ 85007
(602) 542-3495



State Demographics*:

Total population 5,130,632
Median age 34.2 years
Percentage of population
under age 1826.6%
Percentage of population
age 55 or older.21.6%

STATE PROFILE

Performance Highlights**

11 programs reporting accomplishments in the following areas:

Education

14,000 students received tutoring in grades 1-12
233 adults received instruction in GED or basic skills development

Human Needs

528 students received mentoring or counseling for school success or achievement
143 volunteers recruited to serve as mentors and tutors to youth
35 low-income and disabled elderly benefited from member-constructed housing units

Public Safety

9,556 youth and adults received tutoring in emergency awareness and block watch programs

Community Strengthening

528 individuals benefited from creating an interagency council, holding meetings, and building new partnerships
1,194 volunteers participated in service projects, benefiting 105 host sites and the populations they serve

Member Development

81 members received career development training or counseling
60 members trained in life skills—organizational skills, problem-solving, working in teams, leadership skills, and conflict resolution
237 members trained in technical skills related to carrying out their assignments

** For Arizona, all performance highlights are based on Formula and Competitive subgrantee self-report. These data are submitted to AmeriCorps by the State Commission on the Grantee Progress Report (GPR).

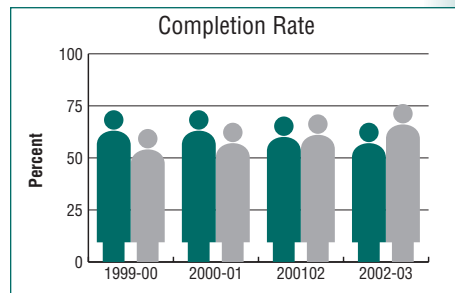
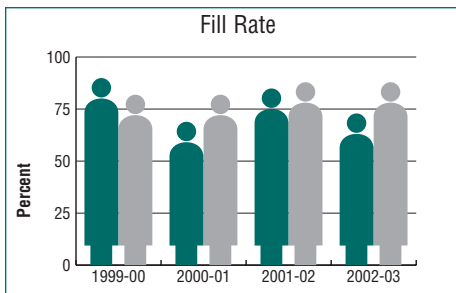
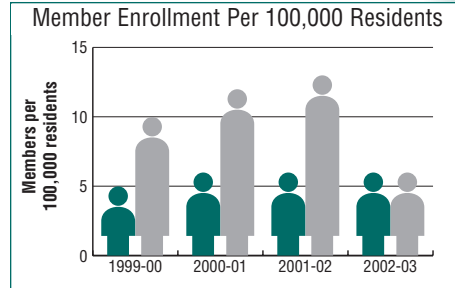
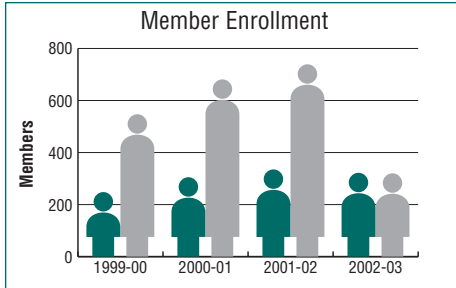
2003 Education Award Usage	Passed State Administrative Standards in 2003	Percentage of State Administrative Standards Passed in 2003
86%	Yes	100%

* Data obtained from U.S. Census Bureau—American Fact Finder (<http://factfinder.census.gov>)
Data set: Census 2000 Summary File 1 (SF1) 100 Percent Data. Geographic Area: Arizona.

AmeriCorps* State

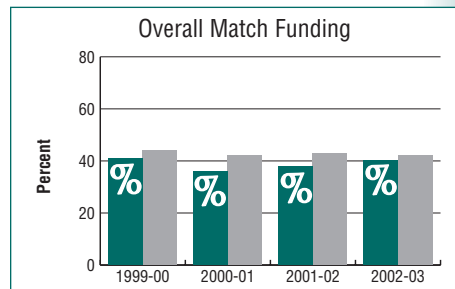
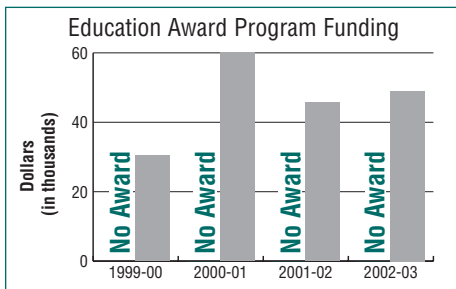
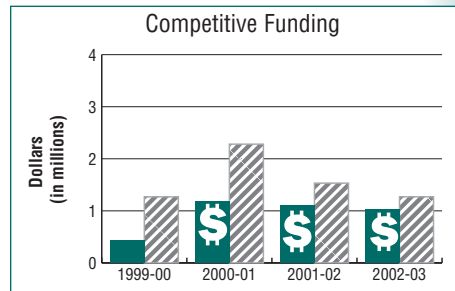
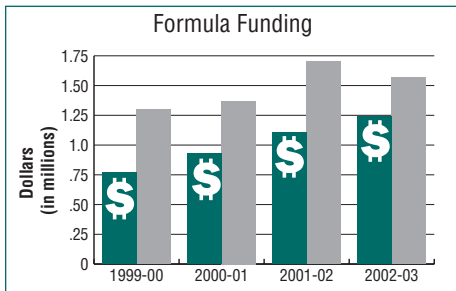
Arizona

Member Information by Program Year*



■ Arizona ■ National Average

State Level Funding by Program Year



■ Arizona ■ National Average ▨ Average among Medium-Population States**

* For reporting purposes in this document, a program year starts October 1st and runs through September 30th of the next year. For example, program year 2002-2003 spans October 1, 2002 through September 30, 2003.

** For competitive funding, using Census 2000 population data, each state is compared with its small (<2 million), medium-(2 to 5.5 million), or large-population (>5.5 million) group.

AmeriCorps* State

Arkansas

Contact information:

Arkansas Service Commission
 P.O. Box 1437
 Little Rock, AR 72203
 (501) 682-7540

State Demographics*:

Total population 2,673,400
 Median age 36.0 years
 Percentage of population
 under age 18 25.4%
 Percentage of population
 age 55 or older. 23.6%



STATE PROFILE

Performance Highlights**

14 programs reporting accomplishments in the following areas:

Education

1,960 students received tutoring in grades 1-12
 277 parents received parenting skills development

Community Strengthening

287 volunteers recruited/coordinated to assist in
 addressing human needs issues

Human Needs

255 individuals received counseling in job
 development or placement

Member Development

40 members received career development training
 or counseling
 81 members trained in life skills

Environment

33 trainings held on preventing or better addressing
 environmental problems, benefiting 161 individuals

** For Arkansas, all performance highlights are based on Formula, Competitive, and Education Award subgrantee self-report. These data are submitted to AmeriCorps by the State Commission on the Grantee Progress Report (GPR).

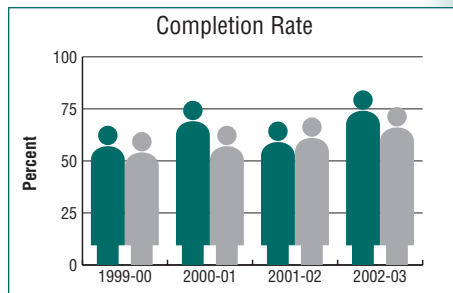
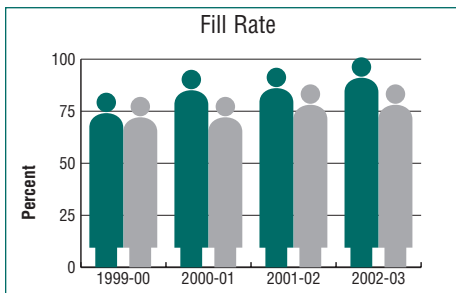
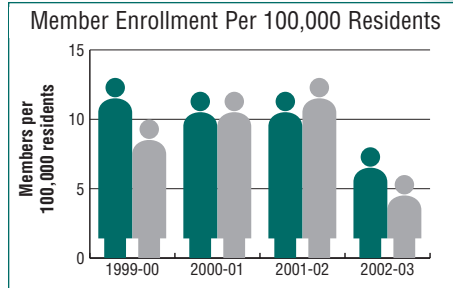
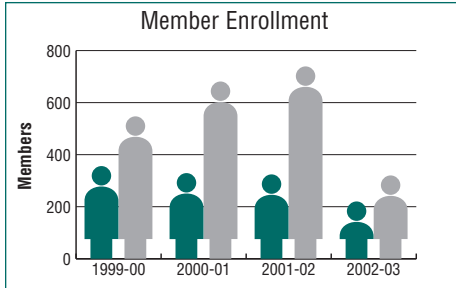
2003 Education Award Usage	Passed State Administrative Standards in 2003	Percentage of State Administrative Standards Passed in 2003
72%	Yes	100%

* Data obtained from U.S. Census Bureau–American Fact Finder (<http://factfinder.census.gov>)
 Data set: Census 2000 Summary File 1 (SF1) 100 Percent Data. Geographic Area: Arkansas.

AmeriCorps* State

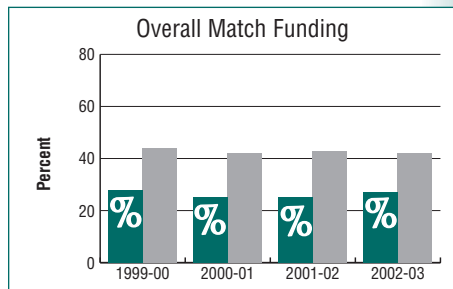
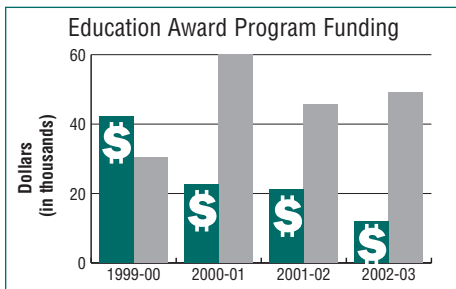
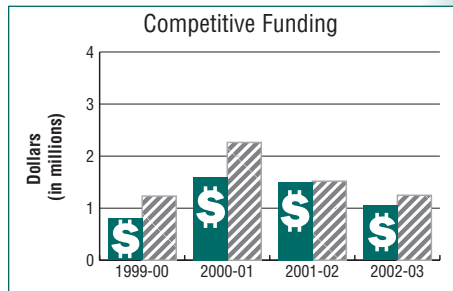
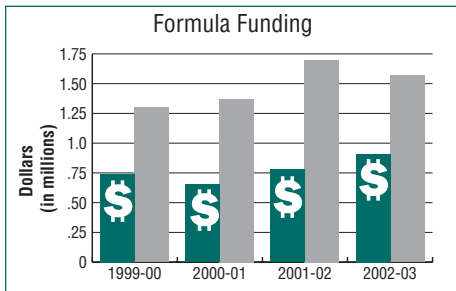
Arkansas

Member Information by Program Year*



■ Arkansas ■ National Average

State Level Funding by Program Year



■ Arkansas ■ National Average ▨ Average among Medium-Population States**

* For reporting purposes in this document, a program year starts October 1st and runs through September 30th of the next year. For example, program year 2002-2003 spans October 1, 2002 through September 30, 2003.

** For competitive funding, using Census 2000 population data, each state is compared with its small- (<2 million), medium-(2 to 5.5 million), or large-population (>5.5 million) group.

AmeriCorps* State

California

Contact information:

California Governor's Office on
Service and Volunteerism
1110 K Street, Suite 210
Sacramento, CA 95814
(916) 323-7646



State Demographics*:

Total population 33,871,648
Median age 33.3 years
Percentage of population
under age 18 27.3%
Percentage of population
age 55 or older 18.3%

STATE PROFILE

Performance Highlights**

93 programs reporting accomplishments in the following areas:

Education

30,351 students received tutoring in grades 1-12
29,876 in-class enrichment sessions (i.e., speakers,
presentations) conducted

Community Strengthening

146 training presentations made to prevent or
better address environmental problems, benefiting
15,337 individuals

Environment

More than 300 tons of consumables recycled
8 miles of river and 18 acres of land restored or
conserved

Human Needs

3 homeless shelters constructed or made habitable,
benefiting 69 individuals
566 individuals received counseling in job
development or placement

Member Development

523 members trained in citizenship and civic
responsibility
1,077 members trained in life skills

** For California, all performance highlights are based on Formula, Competitive, and Education Award subgrantee self-report. These data are submitted to AmeriCorps by the State Commission on the Grantee Progress Report (GPR).

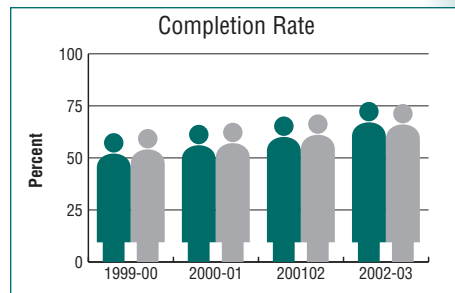
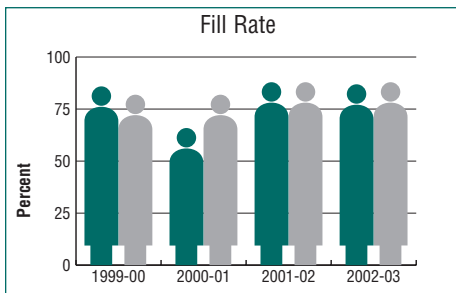
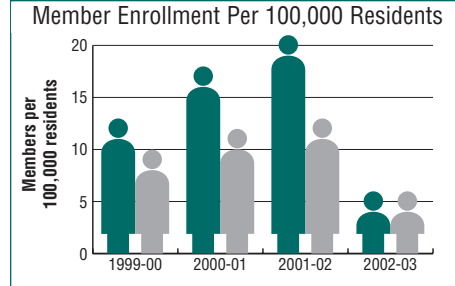
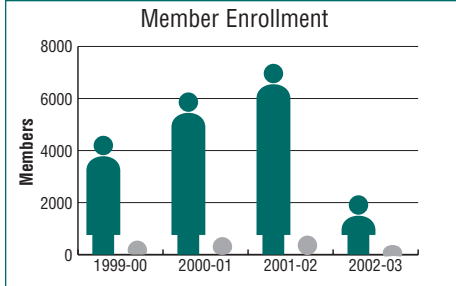
2003 Education Award Usage	Passed State Administrative Standards in 2003	Percentage of State Administrative Standards Passed in 2003
73%	Yes	100%

* Data obtained from U.S. Census Bureau–American Fact Finder (<http://factfinder.census.gov>)
Data set: Census 2000 Summary File 1 (SF1) 100 Percent Data. Geographic Area: California.

AmeriCorps* State

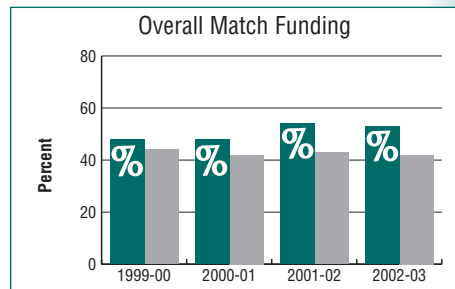
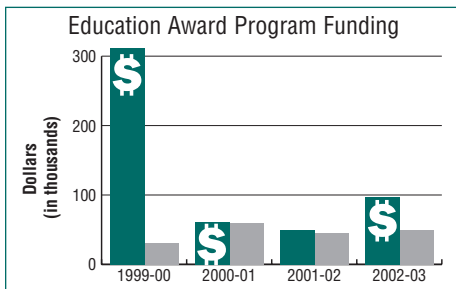
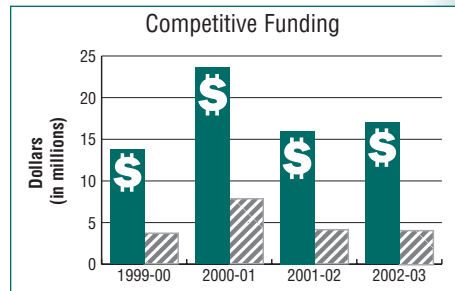
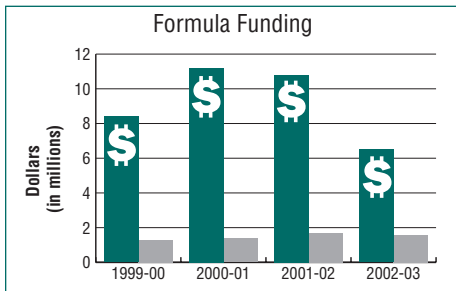
California

Member Information by Program Year*



■ California ■ National Average

State Level Funding by Program Year



■ California ■ National Average ▨ Average among Large-Population States**

* For reporting purposes in this document, a program year starts October 1st and runs through September 30th of the next year. For example, program year 2002-2003 spans October 1, 2002 through September 30, 2003.


** For competitive funding, using Census 2000 population data, each state is compared with its small- (<2 million), medium-(2 to 5.5 million), or large-population (>5.5 million) group.

AmeriCorps* State

Colorado

Contact information:

Governor's Commission on
Community Service
1059 Alton Way, Building 758, Suite 253
Denver, CO 80230
(303) 595-1541



Denver

STATE PROFILE

State Demographics*:

Total population 4,301,261
Median age 34.3 years
Percentage of population
under age 18 25.6%
Percentage of population
age 55 or older. 17.6%

Performance Highlights**

15 programs reporting accomplishments in the following areas:

Education

1,204 students received mentoring/counseling in academic success or achievement
6,400 students participated in environmental education programs

Environment

14 neighborhood gardens planted, benefiting 190 community residents
80 conservation service projects conducted

Community Strengthening

1,535 adults received instruction in GED or basic skills development

Human Needs

51 homeless persons placed in permanent or transitional housing
70,000 hot meals served to low-income individuals

Member Development

49 members received training/counseling in career development

** For Colorado, all performance highlights are based on Formula, Competitive, and Education Award subgrantee self-report. These data are submitted to AmeriCorps by the State Commission on the Grantee Progress Report (GPR).

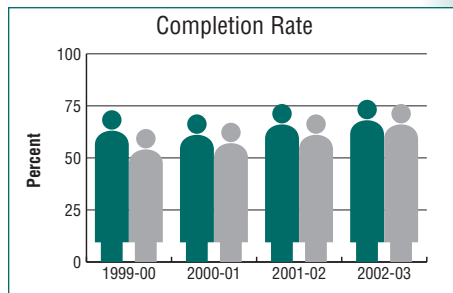
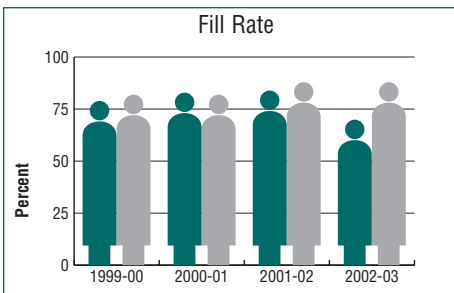
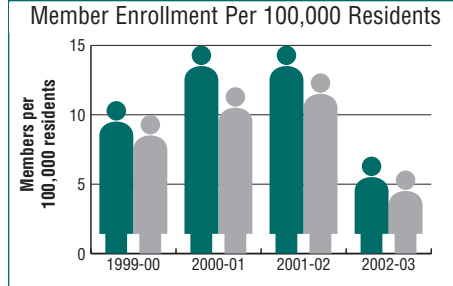
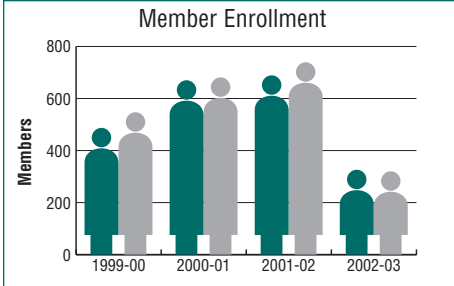
2003 Education Award Usage	Passed State Administrative Standards in 2003	Percentage of State Administrative Standards Passed in 2003
66%	Yes	100%

* Data obtained from U.S. Census Bureau–American Fact Finder (<http://factfinder.census.gov>)
Data set: Census 2000 Summary File 1 (SF1) 100 Percent Data. Geographic Area: Colorado.

AmeriCorps* State

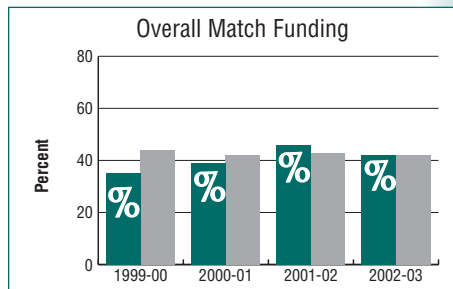
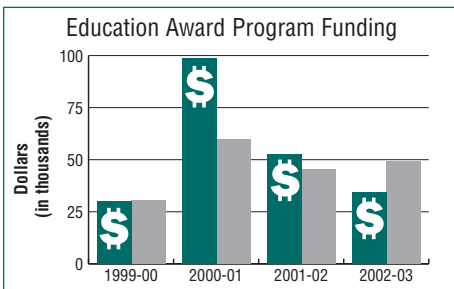
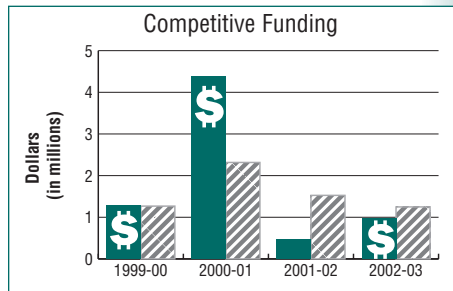
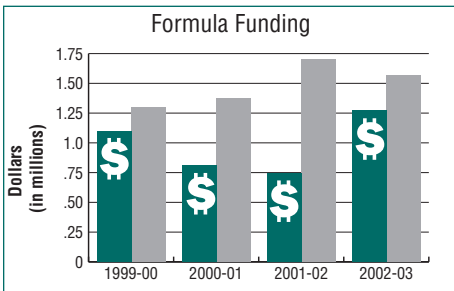
Colorado

Member Information by Program Year*



■ Colorado ■ National Average

State Level Funding by Program Year



■ Colorado ■ National Average ▨ Average among Medium-Population States**

* For reporting purposes in this document, a program year starts October 1st and runs through September 30th of the next year. For example, program year 2002-2003 spans October 1, 2002 through September 30, 2003.

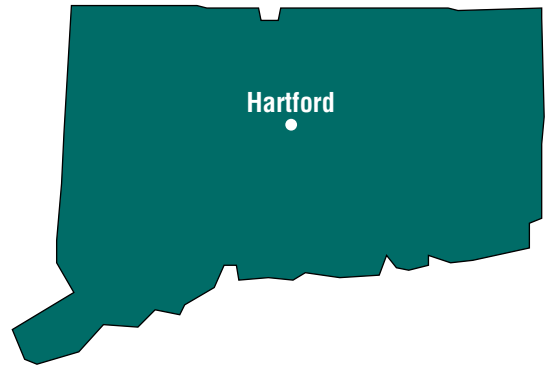
** For competitive funding, using Census 2000 population data, each state is compared with its small- (<2 million), medium-(2 to 5.5 million), or large-population (>5.5 million) group.

AmeriCorps* State

Connecticut

Contact information:

Connecticut Commission on National and
Community Service
61 Woodland Street
Hartford, CT 06105
(860) 947-1827



State Demographics*:

Total population 3,405,565
Median age 37.4 years
Percentage of population
under age 18 24.7%
Percentage of population
age 55 or older 22.9%

STATE PROFILE

Performance Highlights**

7 programs reporting accomplishments in the following areas:

Public Safety

60 security surveys conducted in a
housing complex, benefiting 290 residents

Member Development

130 members received life skills training

Community Strengthening

Provided 38 community events, benefiting more
than 75,000 community members

Education

3,212 youth received literacy training and support
386 parents received parent skills training

** For Connecticut, all performance highlights are based on Formula and Competitive subgrantee self-report. These data are submitted to AmeriCorps by the State Commission on the Grantee Progress Report (GPR).

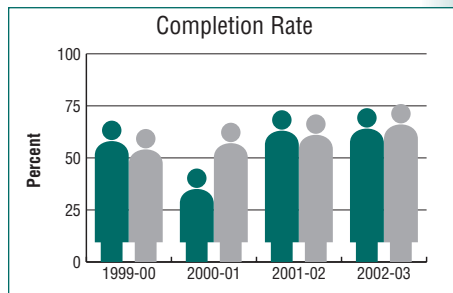
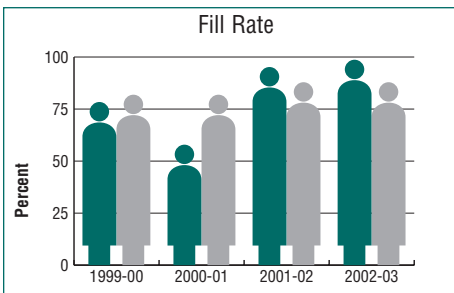
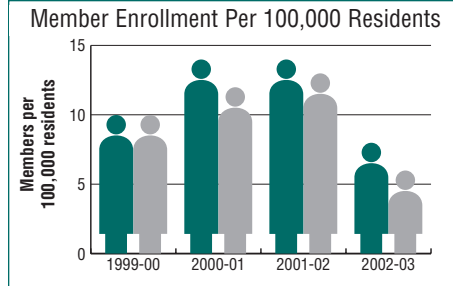
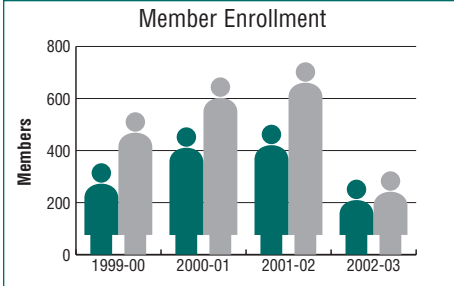
2003 Education Award Usage	Passed State Administrative Standards in 2003	Percentage of State Administrative Standards Passed in 2003
74%	Yes	100%

* Data obtained from U.S. Census Bureau–American Fact Finder (<http://factfinder.census.gov>)
Data set: Census 2000 Summary File 1 (SF1) 100 Percent Data. Geographic Area: Connecticut.

AmeriCorps* State

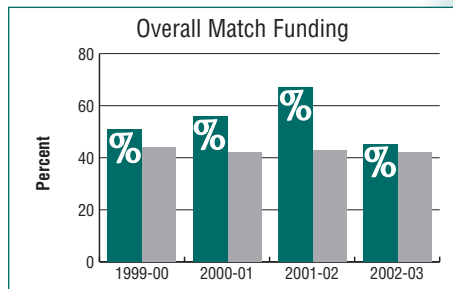
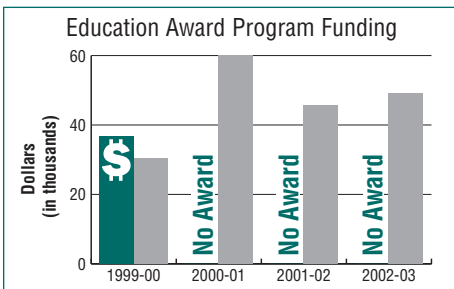
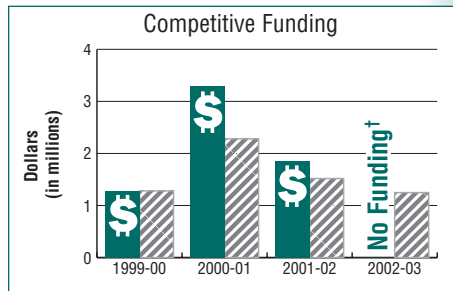
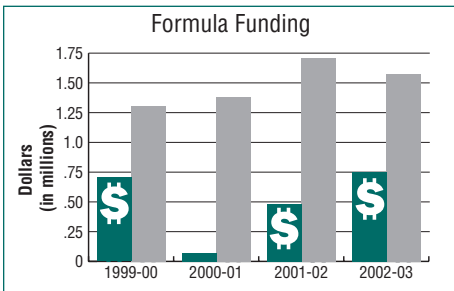
Connecticut

Member Information by Program Year*



■ Connecticut ■ National Average

State Level Funding by Program Year



■ Connecticut ■ National Average ▨ Average among Medium-Population States**

* For reporting purposes in this document, a program year starts October 1st and runs through September 30th of the next year. For example, program year 2002-2003 spans October 1, 2002 through September 30, 2003.

** For competitive funding, using Census 2000 population data, each state is compared with its small- (<2 million), medium-(2 to 5.5 million), or large-population (>5.5 million) group.

† Carryover from prior year exceeded request.

AmeriCorps* State

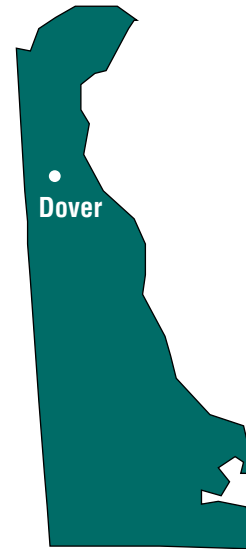
Delaware

Contact information:

Delaware Community Service Commission
 1901 North Dupont Highway
 Charles Debnam Building
 New Castle, DE 19720
 (302) 255-9881

State Demographics*:

Total population 783,600
 Median age 36.0 years
 Percentage of population
 under age 18 24.8%
 Percentage of population
 age 55 or older 22.1%



Performance Highlights**

6 programs reporting accomplishments in the following areas:

Community Strengthening

615 community volunteers worked in state park programs
 Black History Month event organized at the Riverfront Arts Center

Member Development

18 members received assistance in their post-AmeriCorps job search
 57 members received career development and counseling education
 10 members increased skills in Volunteer Coordination and Management, leading to certifications in Environmental and Historical Interpretation

Education

370 students in grades 1-12 received instruction in Summer Fun Club
 Members throughout the state, both urban and rural, provided more than 4900 hours of service in day care

Environment

24 members provided environmental education (curriculum designed by Chesapeake Bay Foundation) to 1000 youth in the Western Sussex County Boys and Girls Club

** For Delaware, all performance highlights are based on Formula and Competitive subgrantee self-report. These data are submitted to AmeriCorps by the State Commission on the Grantee Progress Report (GPR).

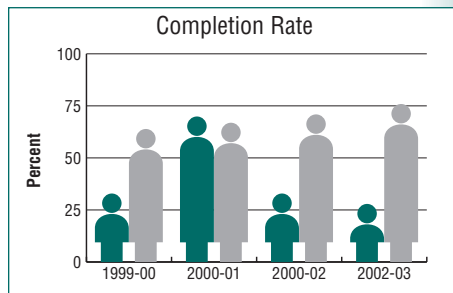
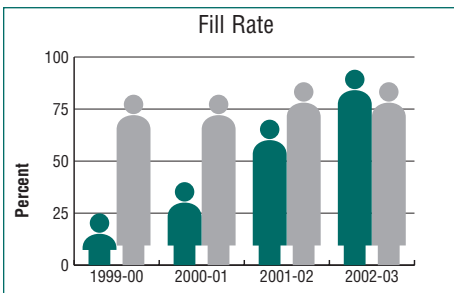
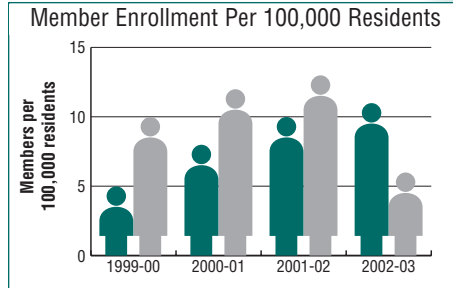
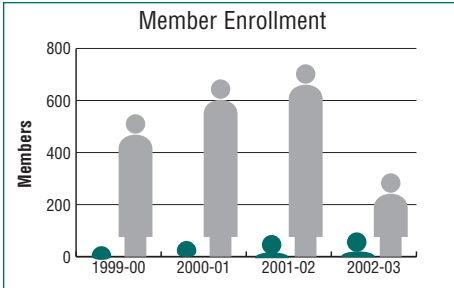
2003 Education Award Usage	Passed State Administrative Standards in 2003	Percentage of State Administrative Standards Passed in 2003
81%	Yes	100%

* Data obtained from U.S. Census Bureau–American Fact Finder (<http://factfinder.census.gov>)
 Data set: Census 2000 Summary File 1 (SF1) 100 Percent Data. Geographic Area: Delaware.

AmeriCorps* State

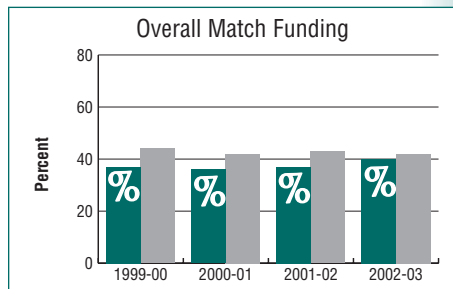
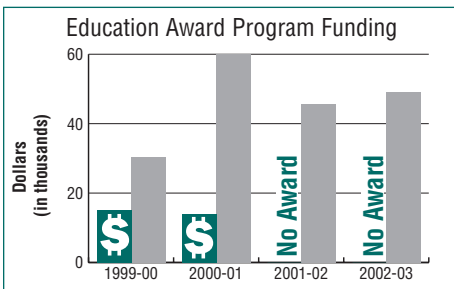
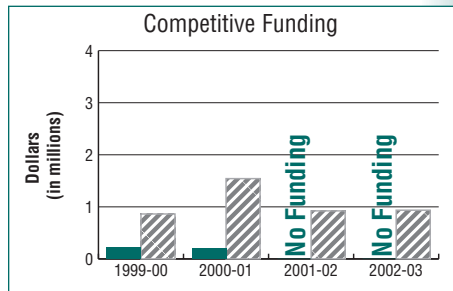
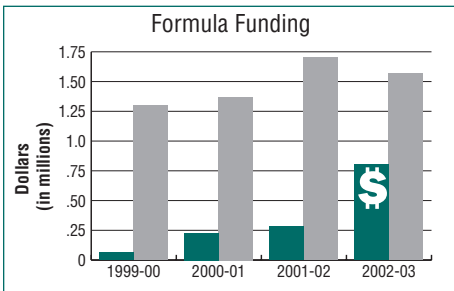
Delaware

Member Information by Program Year*



■ Delaware ■ National Average

State Level Funding by Program Year



■ Delaware ■ National Average ▨ Average among Small-Population States**

* For reporting purposes in this document, a program year starts October 1st and runs through September 30th of the next year. For example, program year 2002-2003 spans October 1, 2002 through September 30, 2003.

** For competitive funding, using Census 2000 population data, each state is compared with its small- (<2 million), medium-(2 to 5.5 million), or large-population (>5.5 million) group.

AmeriCorps* State

District of Columbia

Contact information:

DC Commission on National and
Community Service (SERVE DC)
441 4th Street, NW
Suite 1040S
Washington, DC 20001
(202) 727-7925



STATE PROFILE

State Demographics*:

Total population 572,059
Median age 34.6 years
Percentage of population
under age 18 20.1%
Percentage of population
age 55 or older. 20.9%

Performance Highlights**

2 programs reporting accomplishments in the following areas:

Environment

120 bags of trash removed to help unclog the shores and prevent shore erosion
27 trees planted to stabilize existing vegetation and help reduce runoff
More than 40 individuals helped clean up river tributaries and restore park land devastated by Hurricane Isabel
45 community volunteers assisted with construction on a site of the Anacostia Riverwalk
10 volunteers restored a mile and a half of trail with assistance of the National Park Service Corps

Education

418 students in grades K-12 received summer instruction from 72 members
600 students received after-school tutoring in grades K-12

Member Development

60 members in a neighborhood initiative attended 3 weeks of pre-service training for skills in effective classroom leadership

** For District of Columbia, all performance highlights are based on Formula subgrantee self-report. (Competitive subgrantee accomplishments are not noted for 2002-03 because of the small award size.) These data are submitted to AmeriCorps by the State Commission on the Grantee Progress Report (GPR).

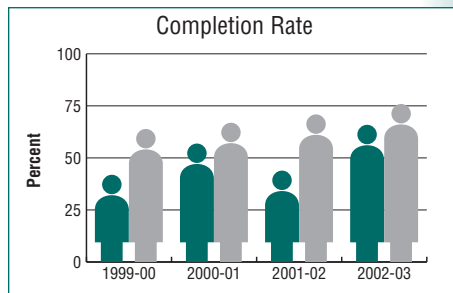
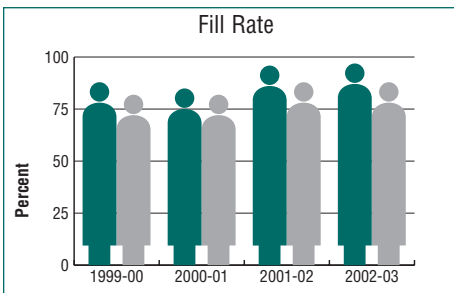
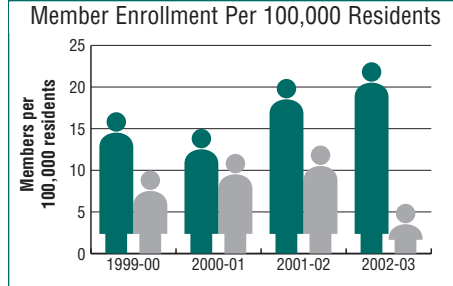
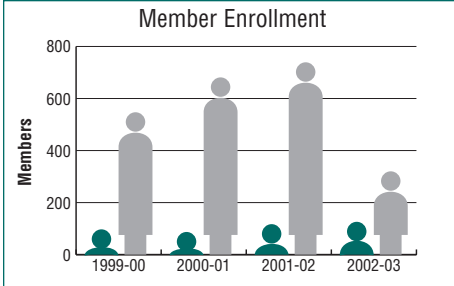
2003 Education Award Usage	Passed State Administrative Standards in 2003	Percentage of State Administrative Standards Passed in 2003
69%	Yes	100%

* Data obtained from U.S. Census Bureau–American Fact Finder (<http://factfinder.census.gov>)
Data set: Census 2000 Summary File 1 (SF1) 100 Percent Data. Geographic Area: District of Columbia.

AmeriCorps* State

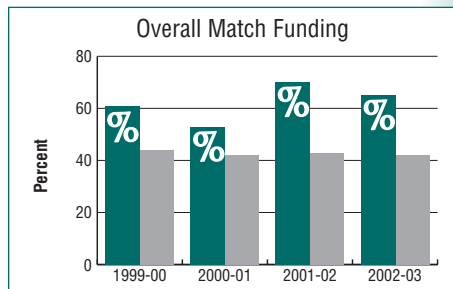
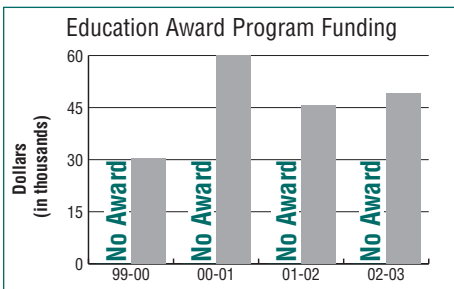
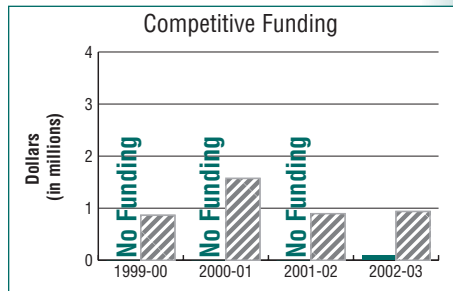
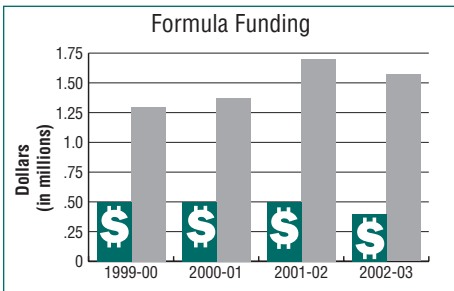
District of Columbia

Member Information by Program Year*



■ District of Columbia ■ National Average

State Level Funding by Program Year



■ District of Columbia ■ National Average ▨ Average among Small-Population States**

* For reporting purposes in this document, a program year starts October 1st and runs through September 30th of the next year. For example, program year 2002-2003 spans October 1, 2002 through September 30, 2003.

** For competitive funding, using Census 2000 population data, each state is compared with its small- (<2 million), medium- (2 to 5.5 million), or large-population (>5.5 million) group.

AmeriCorps* State

Florida

Contact information:

Florida Commission on Community Service
410 S. Monroe Street
Tallahassee, FL 32301-2034
(850) 414-5172



State Demographics*:

Total population 15,982,378
Median age 38.7 years
Percentage of population
under age 18 22.8%
Percentage of population
age 55 or older. 27.3%

STATE PROFILE

Performance Highlights**

27 programs reporting accomplishments in the following areas:

Education

6,454 students received tutoring in reading in grades K-8
More than 2,000 community volunteers recruited to provide education services

Member Development

503 members served in 22 programs designed to prepare them for service and employment after AmeriCorps

Public Safety

50 high-school-aged males confined to the Pinellas County Boot Camp received tutoring
609 code violations identified and corrected in high-crime neighborhoods
14 safety and crime prevention presentations given, benefiting 464 community residents

Environment

20 projects undertaken to build and repair handicapped-accessible boardwalks and to install beach chairs
15 cultural and historic sites repaired on public land
73 environmental education activities provided
200 acres of habitat maintained and expanded for threatened or endangered species

Human Needs

40 homes built for low-income families
247 low-income and/or frail seniors received home repairs or safety device installations
100 at-risk students received mentoring in pro-social behavior
91 families received parental training

** For Florida, all performance highlights are based on Formula and Competitive subgrantee self-report. These data are submitted to AmeriCorps by the State Commission on the Grantee Progress Report (GPR).

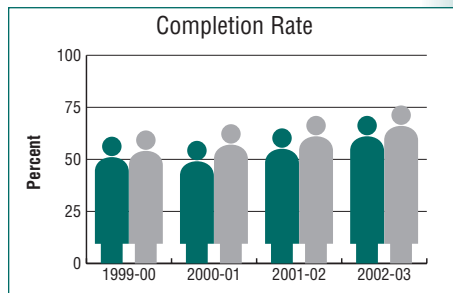
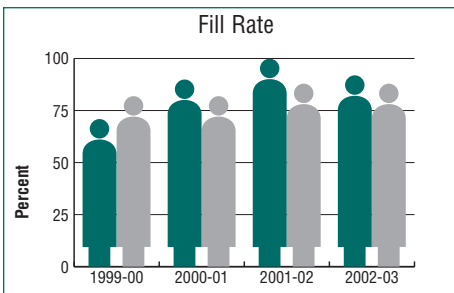
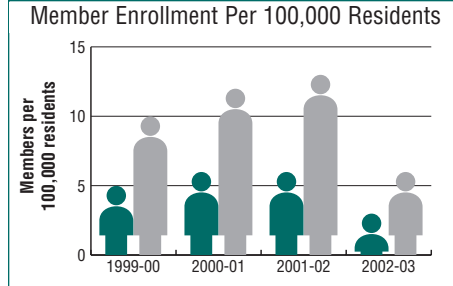
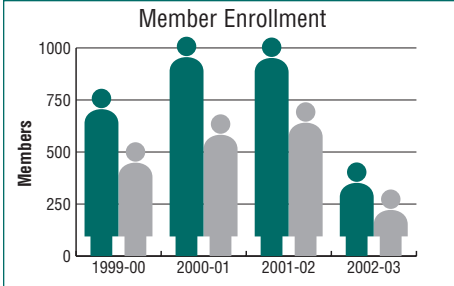
2003 Education Award Usage	Passed State Administrative Standards in 2003	Percentage of State Administrative Standards Passed in 2003
69%	Yes	100%

* Data obtained from U.S. Census Bureau–American Fact Finder (<http://factfinder.census.gov>)
Data set: Census 2000 Summary File 1 (SF1) 100 Percent Data. Geographic Area: Florida.

AmeriCorps* State

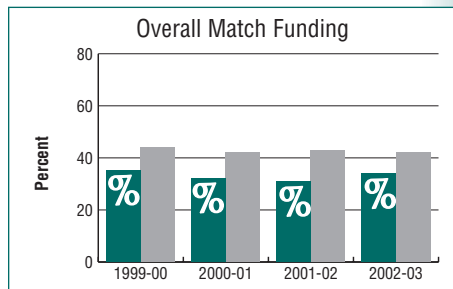
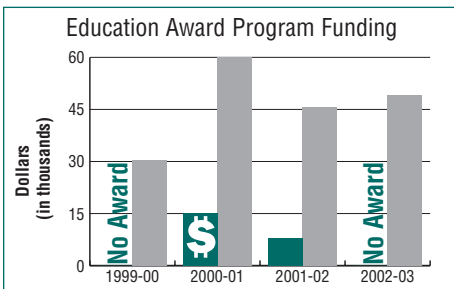
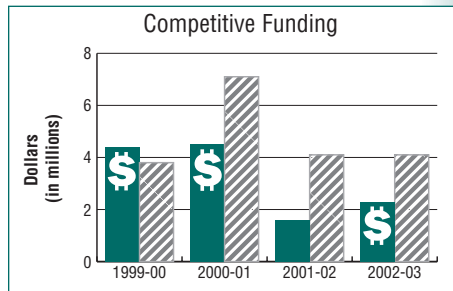
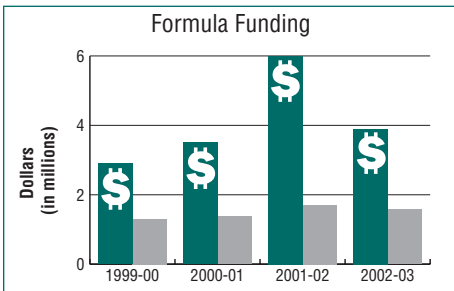
Florida

Member Information by Program Year*



■ Florida ■ National Average

State Level Funding by Program Year



■ Florida ■ National Average ▨ Average among Large-Population States**

* For reporting purposes in this document, a program year starts October 1st and runs through September 30th of the next year. For example, program year 2002-2003 spans October 1, 2002 through September 30, 2003.

** For competitive funding, using Census 2000 population data, each state is compared with its small- (<2 million), medium-(2 to 5.5 million), or large-population (>5.5 million) group.

AmeriCorps* State

Georgia

Contact information:

Georgia Commission for National and
Community Service
60 Executive Park South
Atlanta, GA 30329
(404) 327-6846



State Demographics:*

Total population 8,186,453
Median age 33.4 years
Percentage of population
under age 18 26.5%
Percentage of population
age 55 or older 17.7%

STATE PROFILE

Performance Highlights**

17 programs reporting accomplishments in the following areas:

Human Needs

36 individuals received new or potential homeowners housing services and loan development
53 seniors and individuals with disabilities and 15 community agencies received help with chores and independent living
7,424 homeless individuals received referrals to permanent or transitional housing
980 individuals and 23 agencies received shelter support, such as distributing food and clothing

Member Development

111 members trained in citizenship and civic responsibility, leadership, and life skills
157 members trained in technical skills needed to carry out their assignments

Education

1,587 students benefited from instruction in grades 1-12
139 children received instruction in Head Start or kindergarten
4,052 students received tutoring in grades 1-12
232 students participated in service-learning and community education activities

Environment

860 feet of trail cleaned/cleared, benefiting 1,000 individuals
54 individuals received environmental education lessons

** For Georgia, all performance highlights are based on Formula, Competitive, and Education Award subgrantee self-report. These data are submitted to AmeriCorps by the State Commission on the Grantee Progress Report (GPR).

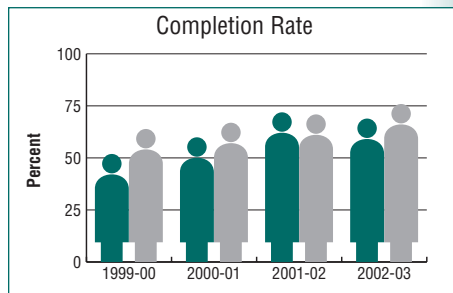
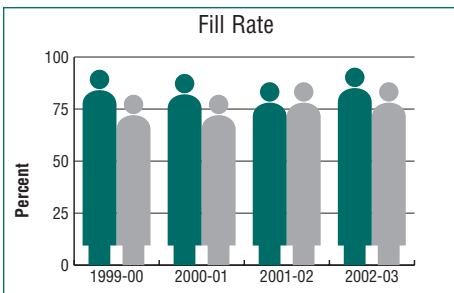
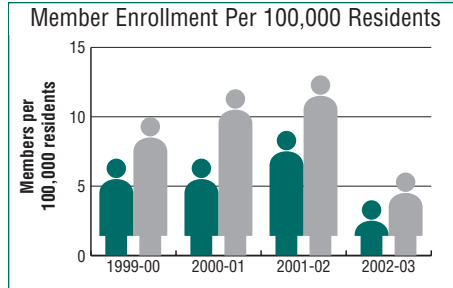
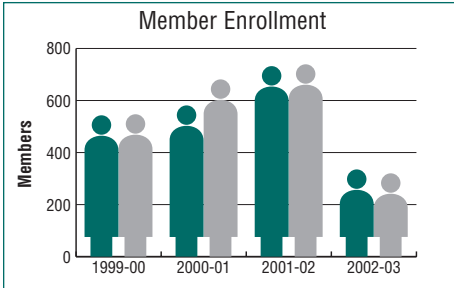
2003 Education Award Usage	Passed State Administrative Standards in 2003	Percentage of State Administrative Standards Passed in 2003
77%	Yes	100%

* Data obtained from U.S. Census Bureau–American Fact Finder (<http://factfinder.census.gov>)
Data set: Census 2000 Summary File 1 (SF1) 100 Percent Data. Geographic Area: Georgia.

AmeriCorps* State

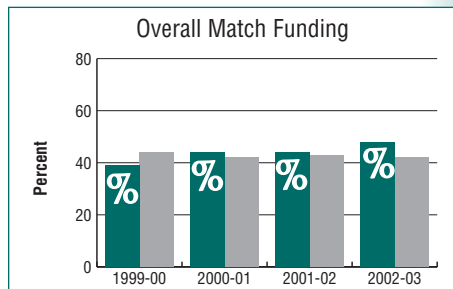
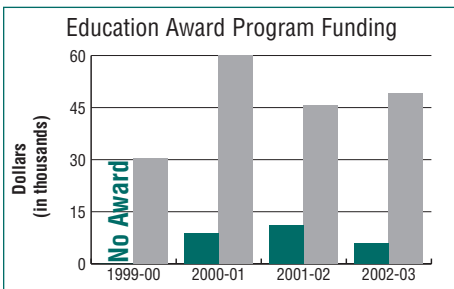
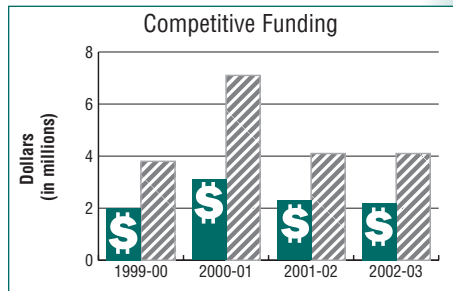
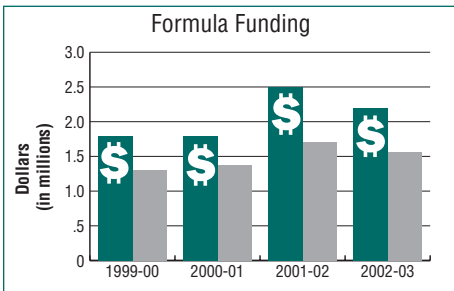
Georgia

Member Information by Program Year*



■ Georgia ■ National Average

State Level Funding by Program Year



■ Georgia ■ National Average ▨ Average among Large-Population States**

* For reporting purposes in this document, a program year starts October 1st and runs through September 30th of the next year. For example, program year 2002-2003 spans October 1, 2002 through September 30, 2003.

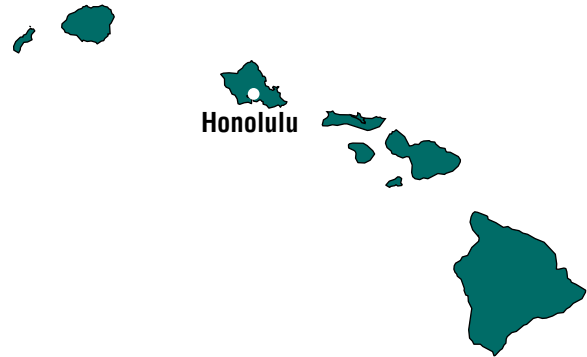
** For competitive funding, using Census 2000 population data, each state is compared with its small- (<2 million), medium-(2 to 5.5 million), or large-population (>5.5 million) group.

AmeriCorps* State

Hawaii

Contact information:

Hawaii Commission on National
and Community Service
2600 Campus Road, Room 405
Honolulu, HI 96822
(808) 956-8145



STATE PROFILE

State Demographics*:

Total population 1,211,537
Median age 36.2 years
Percentage of population
under age 18 24.4%
Percentage of population
age 55 or older 22.1%

Performance Highlights**

7 programs reporting accomplishments in the following areas:

Education

75 at-risk youth 16-21 years old received teaching and counseling

Member Development

32 members trained in life skills

Community Strengthening

2,000 community residents attended an educational event to raise awareness of violence/violence prevention
86 volunteers were recruited and coordinated for assistance in addressing human needs

Human Needs

7,151 individuals received information about risks, safety measures, or victimization prevention
2,900 victims of domestic violence received assistance in court or in follow-up and case management

** For Hawaii, all performance highlights are based on Formula and Competitive subgrantee self-report. These data are submitted to AmeriCorps by the State Commission on the Grantee Progress Report (GPR).

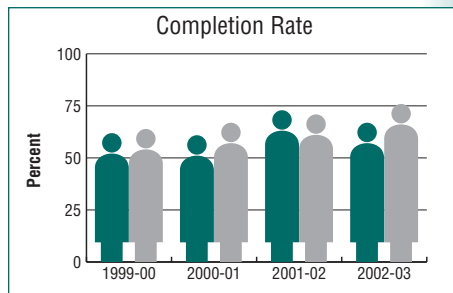
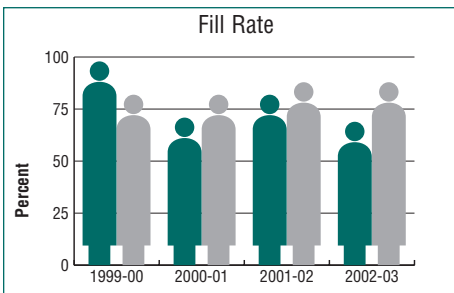
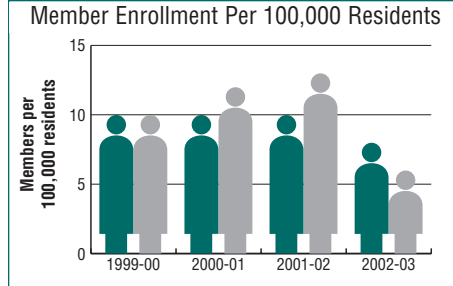
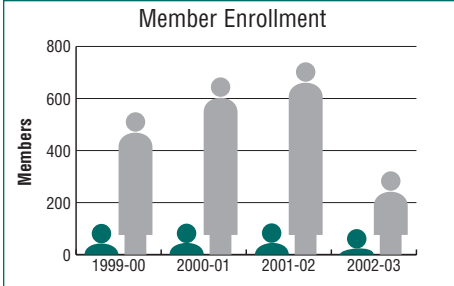
2003 Education Award Usage	Passed State Administrative Standards in 2003	Percentage of State Administrative Standards Passed in 2003
58%	Yes	100%

* Data obtained from U.S. Census Bureau–American Fact Finder (<http://factfinder.census.gov>)
Data set: Census 2000 Summary File 1 (SF1) 100 Percent Data. Geographic Area: Hawaii.

AmeriCorps* State

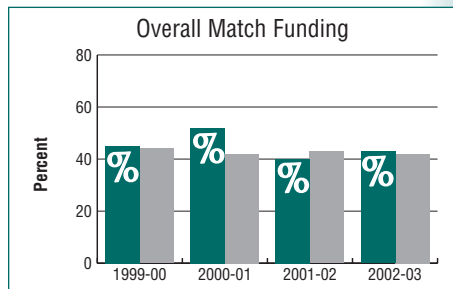
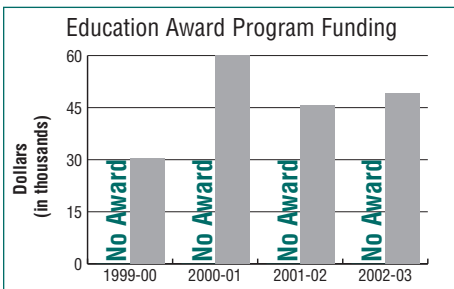
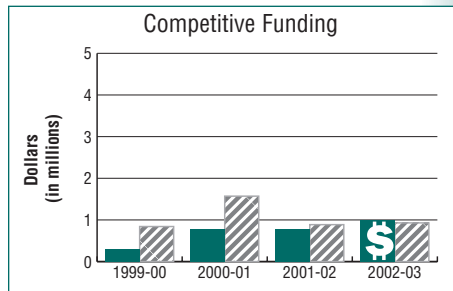
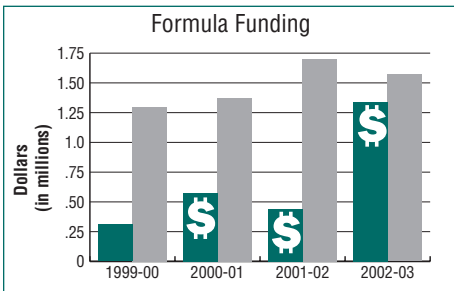
Hawaii

Member Information by Program Year*



■ Hawaii ■ National Average

State Level Funding by Program Year



■ Hawaii ■ National Average ▨ Average among Small-Population States**

* For reporting purposes in this document, a program year starts October 1st and runs through September 30th of the next year. For example, program year 2002-2003 spans October 1, 2002 through September 30, 2003.

** For competitive funding, using Census 2000 population data, each state is compared with its small- (<2 million), medium- (2 to 5.5 million), or large-population (>5.5 million) group.

AmeriCorps* State

Idaho

Contact information:

Governor's Commission on Service and Volunteerism (Serve Idaho)
1299 North Orchard Street, Suite 110
Boise, ID 83706
(208) 658-2063

State Demographics*:

Total population 1,293,953
Median age 33.2 years
Percentage of population
under age 18 28.5%
Percentage of population
age 55 or older 19.6%



Performance Highlights**

7 programs reporting accomplishments in the following areas:

Education

13,116 at-risk children, youth, and adult students received tutoring
5,386 youth received mentoring and training in leadership and facilitation skills

Human Needs

113 parents received instruction in childrearing strategies

Community Strengthening

175 community volunteers and students received service learning training

Member Development

48 members received training in the components of service learning
18 members attended 62 specialized conferences and in-services on child development

** For Idaho, all performance highlights are based on Formula and Competitive subgrantee self-report. These data are submitted to AmeriCorps by the State Commission on the Grantee Progress Report (GPR).

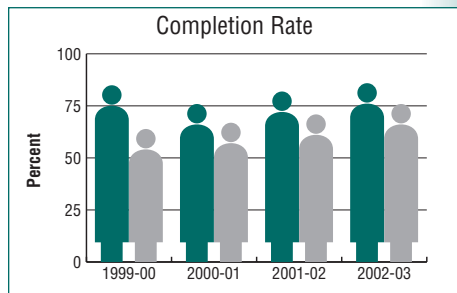
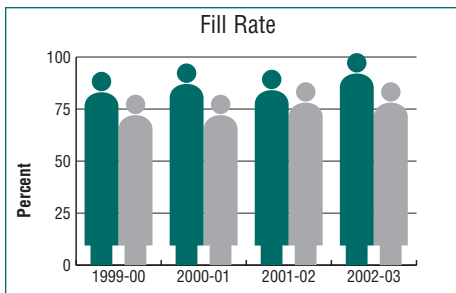
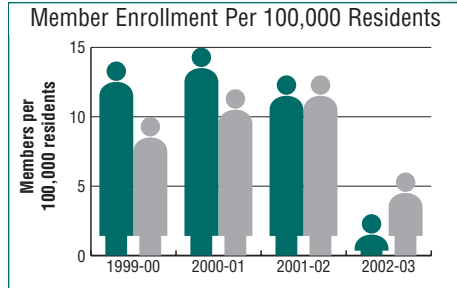
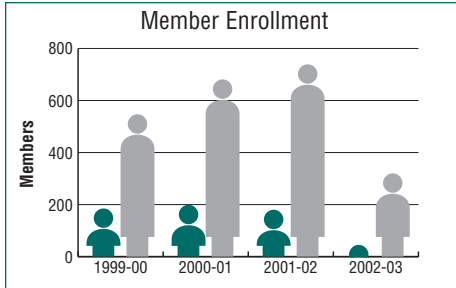
2003 Education Award Usage	Passed State Administrative Standards in 2003	Percentage of State Administrative Standards Passed in 2003
81%	Yes	100%

* Data obtained from U.S. Census Bureau–American Fact Finder (<http://factfinder.census.gov>)
Data set: Census 2000 Summary File 1 (SF1) 100 Percent Data. Geographic Area: Idaho.

AmeriCorps* State

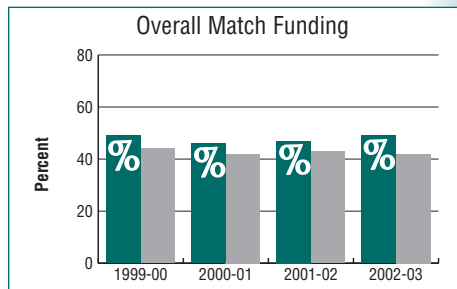
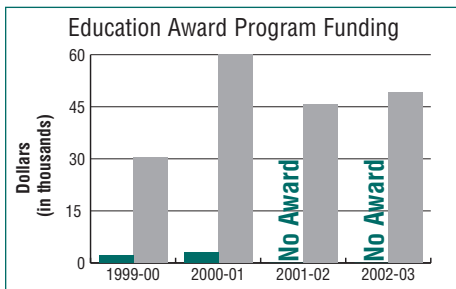
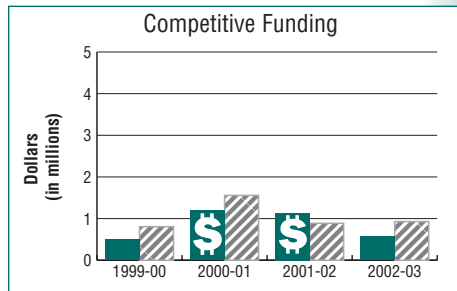
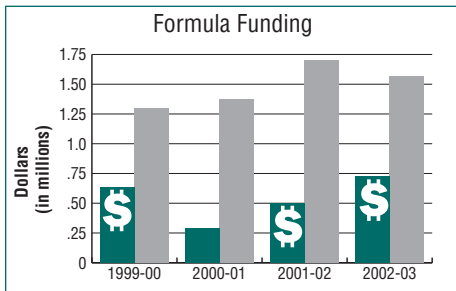
Idaho

Member Information by Program Year*



■ Idaho ■ National Average

State Level Funding by Program Year



■ Idaho ■ National Average ▨ Average among Small-Population States**

* For reporting purposes in this document, a program year starts October 1st and runs through September 30th of the next year. For example, program year 2002-2003 spans October 1, 2002 through September 30, 2003.

** For competitive funding, using Census 2000 population data, each state is compared with its small- (<2 million), medium- (2 to 5.5 million), or large-population (>5.5 million) group.

AmeriCorps* State

Illinois

Contact information:

Illinois Commission on Volunteerism and
Community Service
535 West Jefferson Street, 3rd Floor
Springfield, IL 62702
(217) 278-5663



State Demographics*:

Total population 12,419,293
Median age 34.7 years
Percentage of population
under age 18 26.1%
Percentage of population
age 55 or older 20.5%

STATE PROFILE

Performance Highlights**

22 programs reporting accomplishments in the following areas:

Education

1,291 adults received instruction in GED or basic skills development activities
22,605 parents and early care and education providers received training in parenting skills development

Environment

4 neighborhoods cleaned up

Human Needs

10,889 individuals received counseling on job development or placement
6,600 individuals certified in American Red Cross classes

Public Safety

400 community members benefited from public safety activities

Community Strengthening

1,950 homeless individuals received food, clothing, furniture, and other goods
143 National Service Day events hosted, benefiting 30,000 individuals

Member Development

284 members trained in citizenship and civic responsibility
334 members trained in life skills

** For Illinois, all performance highlights are based on Formula and Competitive subgrantee self-report. These data are submitted to AmeriCorps by the State Commission on the Grantee Progress Report (GPR).

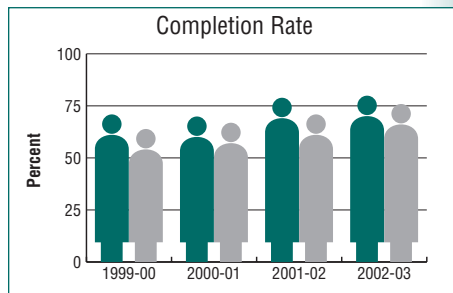
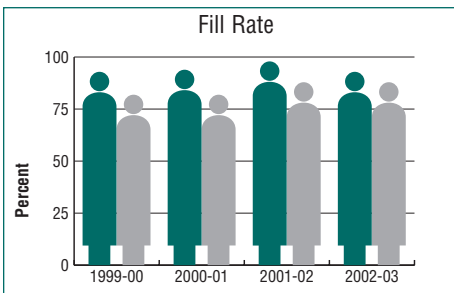
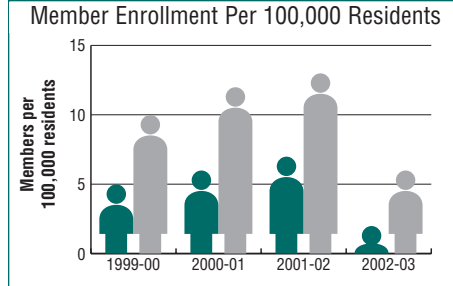
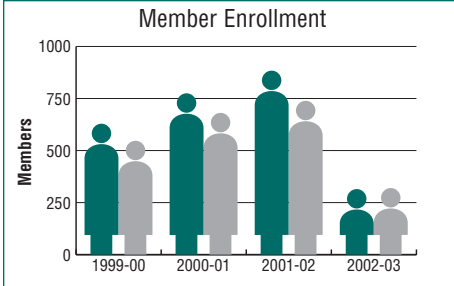
2003 Education Award Usage	Passed State Administrative Standards in 2003	Percentage of State Administrative Standards Passed in 2003
77%	Yes	100%

* Data obtained from U.S. Census Bureau–American Fact Finder (<http://factfinder.census.gov>)
Data set: Census 2000 Summary File 1 (SF1) 100 Percent Data. Geographic Area: Illinois.

AmeriCorps* State

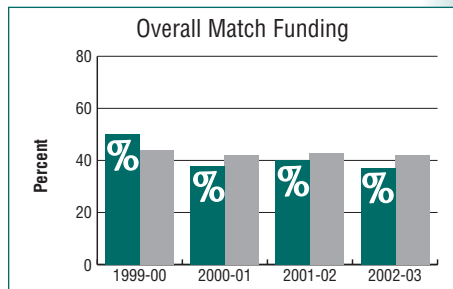
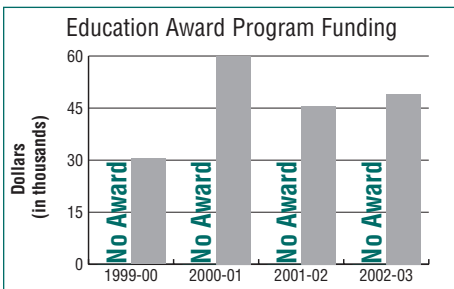
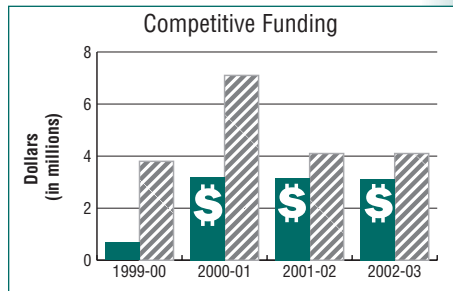
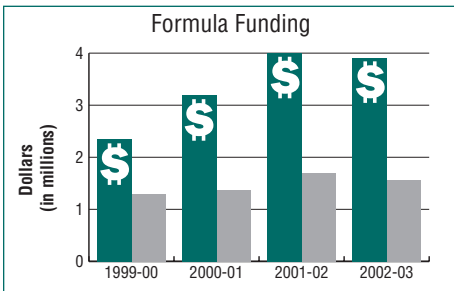
Illinois

Member Information by Program Year*



■ Illinois ■ National Average

State Level Funding by Program Year



■ Illinois ■ National Average ▨ Average among Large-Population States**

* For reporting purposes in this document, a program year starts October 1st and runs through September 30th of the next year. For example, program year 2002-2003 spans October 1, 2002 through September 30, 2003.

** For competitive funding, using Census 2000 population data, each state is compared with its small- (<2 million), medium-(2 to 5.5 million), or large-population (>5.5 million) group.

AmeriCorps* State

Indiana

Contact information:

Indiana Commission on Community Service
 302 West Washington Street
 Room E220
 Indianapolis, IN 46204
 (317) 233-3295

State Demographics*:

Total population 6,080,485
 Median age 35.2 years
 Percentage of population
 under age 18 25.9%
 Percentage of population
 age 55 or older 21.1%



Performance Highlights**

14 programs reporting accomplishments in the following areas:

Education

4,849 students received out-of-class enrichment (such as field trips)
 22 programs conducted on conflict mediation/resolution

Environment

625 acres of habitat restored or conserved

Human Needs

214 new or potential homeowners received housing and loan development services
 778 individuals received job development or placement counseling

Public Safety

2,402 juveniles participated in activities related to juvenile offenders or ex-offenders (e.g., career development for youth on probation)

Community Strengthening

1,541 individuals provided volunteer training/support/recognition
 64 homes built, benefiting 256 individuals

Member Development

241 members trained in life skills
 115 members trained in CPR, first aid, emergency response

** For Indiana, all performance highlights are based on Formula and Competitive subgrantee self-report. These data are submitted to AmeriCorps by the State Commission on the Grantee Progress Report (GPR).

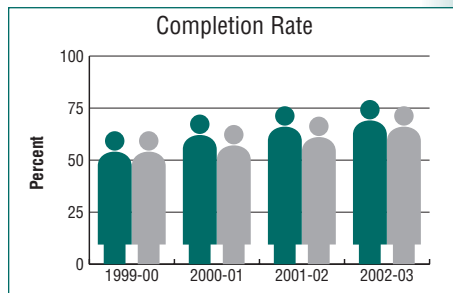
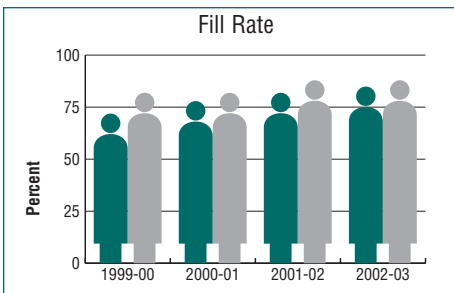
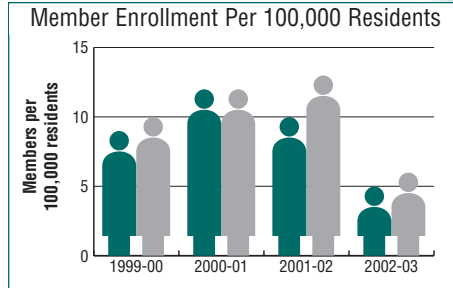
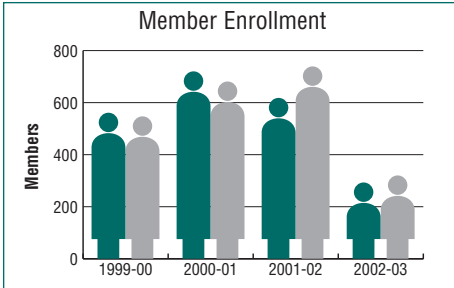
2003 Education Award Usage	Passed State Administrative Standards in 2003	Percentage of State Administrative Standards Passed in 2003
83%	Yes	100%

* Data obtained from U.S. Census Bureau–American Fact Finder (<http://factfinder.census.gov>)
 Data set: Census 2000 Summary File 1 (SF1) 100 Percent Data. Geographic Area: Indiana.

AmeriCorps* State

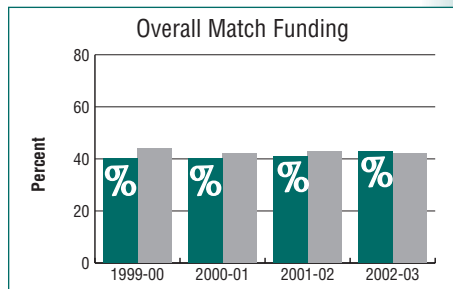
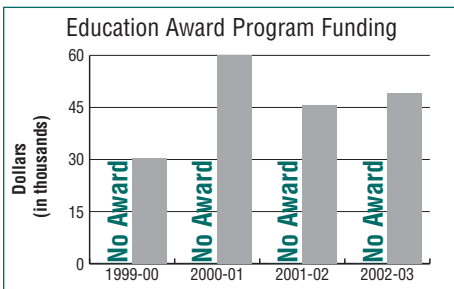
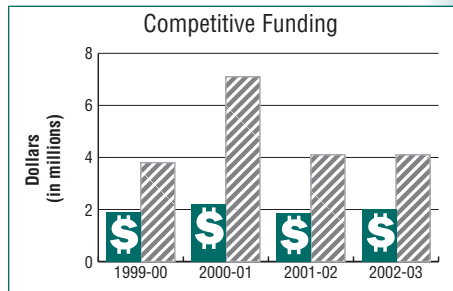
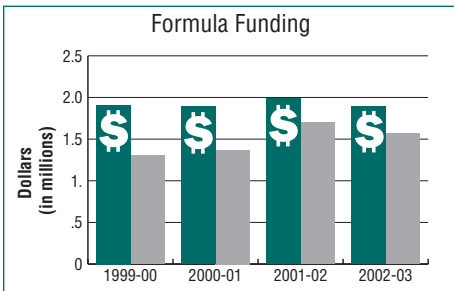
Indiana

Member Information by Program Year*



■ Indiana ■ National Average

State Level Funding by Program Year



■ Indiana ■ National Average ▨ Average among Large-Population States**

* For reporting purposes in this document, a program year starts October 1st and runs through September 30th of the next year. For example, program year 2002-2003 spans October 1, 2002 through September 30, 2003.

** For competitive funding, using Census 2000 population data, each state is compared with its small- (<2 million), medium-(2 to 5.5 million), or large-population (>5.5 million) group.

AmeriCorps* State

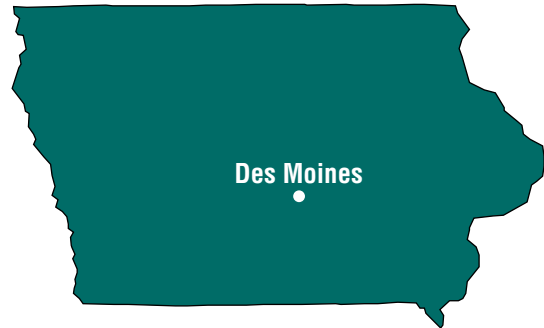
Iowa

Contact information:

Iowa Commission on Volunteer Service
 200 East Grand Avenue
 Des Moines, IA 50309
 (515) 281-8924

State Demographics*:

Total population 2,926,324
 Median age 36.6 years
 Percentage of population
 under age 18 25.1%
 Percentage of population
 age 55 or older. 23.7%



STATE PROFILE

Performance Highlights**

12 programs reporting accomplishments in the following areas:

Education

4,846 students received mentoring and tutoring in elementary and middle school
 4,025 students attended after-school activities, field trips, and summer sessions
 358 middle school students participated in service learning events

Member Development

155 members trained in CPR, first aid, emergency response, damage assessment, and mass care overview
 122 members trained in career development and counseling
 28 members trained in citizenship and civic responsibility

Environment

16 acres of public lands and natural habitats restored or conserved, benefiting 3,000 native wildlife and plants
 6,238 individuals received environmental education
 26,241 individuals received training in wildlife identification, nature mapping, and environmental responsibility

Human Needs

313 individuals received anti-victimization counseling, assistance in negotiating the justice system, or attended workshops in violence prevention

** For Iowa, all performance highlights are based on Formula, Competitive, and Education Award subgrantee self-report. These data are submitted to AmeriCorps by the State Commission on the Grantee Progress Report (GPR).

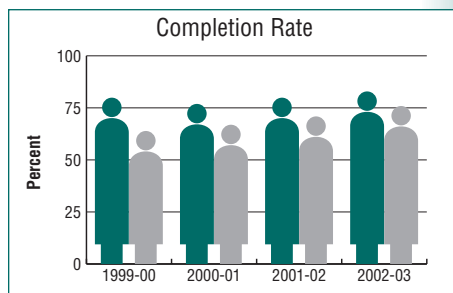
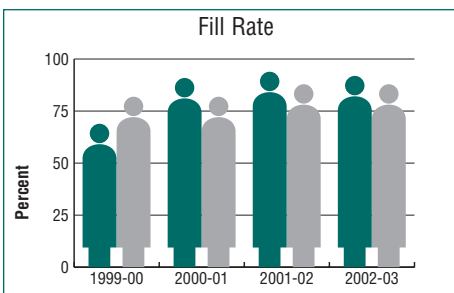
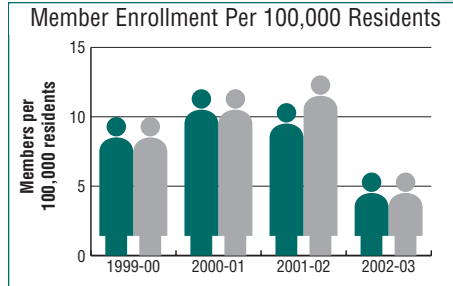
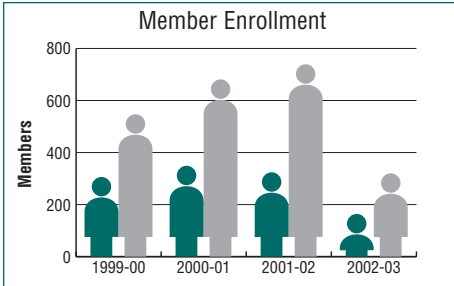
2003 Education Award Usage	Passed State Administrative Standards in 2003	Percentage of State Administrative Standards Passed in 2003
87%	Yes	100%

* Data obtained from U.S. Census Bureau–American Fact Finder (<http://factfinder.census.gov>)
 Data set: Census 2000 Summary File 1 (SF1) 100 Percent Data. Geographic Area: Iowa.

AmeriCorps* State

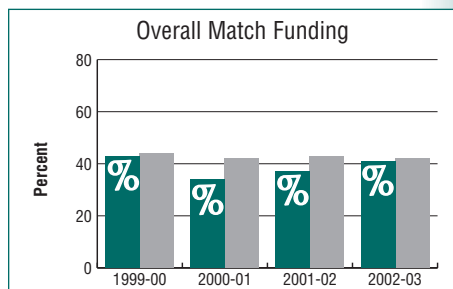
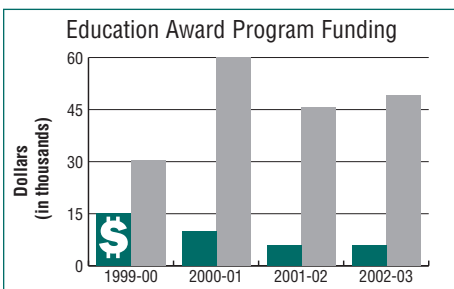
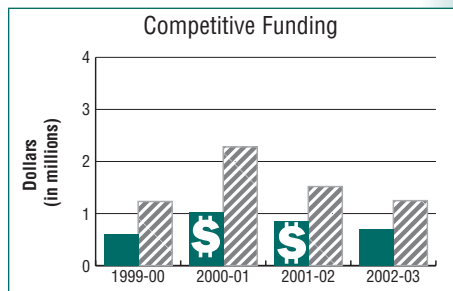
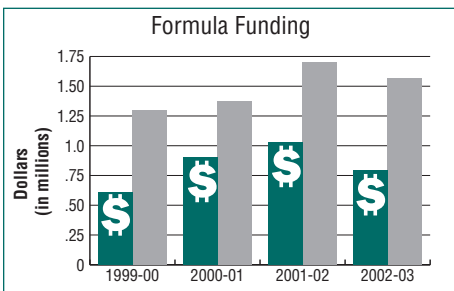
Iowa

Member Information by Program Year*



■ Iowa ■ National Average

State Level Funding by Program Year



■ Iowa ■ National Average ▨ Average among Medium-Population States**

* For reporting purposes in this document, a program year starts October 1st and runs through September 30th of the next year. For example, program year 2002-2003 spans October 1, 2002 through September 30, 2003.


** For competitive funding, using Census 2000 population data, each state is compared with its small- (<2 million), medium-(2 to 5.5 million), or large-population (>5.5 million) group.

AmeriCorps* State

Kansas

Contact information:

Kansas Office for Community Service
 120 Southeast 10th Avenue
 Topeka, KS 66612
 (785) 368-6207



State Demographics*:

Total population 2,688,418
 Median age 35.2 years
 Percentage of population
 under age 18 26.5%
 Percentage of population
 age 55 or older. 21.4%

STATE PROFILE

Performance Highlights**

10 programs reporting accomplishments in the following areas:

Environment

More than 234 environmental projects undertaken to restore or conserve public lands and natural habitats
 231 community buildings renovated

Community Strengthening

105 patrol groups conducted neighborhood watch or violence prevention patrols
 31 patrol and security programs designed for community policing or enhancing police relations

Member Development

62 members trained in CPR, first aid, and emergency response
 75 members trained in citizenship and civic responsibility

Education

3,545 students received tutoring in grades 1-12
 97 adults received instruction in GED or basic skills development
 24 families participated in service learning and community education activities

Human Needs

4,316 individuals received access to healthcare, diagnosis, follow-up, and/or were screened for needed care
 20,200 individuals received health case management, such as health appointments or follow-up scheduling

** For Kansas, all performance highlights are based on Formula and Competitive subgrantee self-report. These data are submitted to AmeriCorps by the State Commission on the Grantee Progress Report (GPR).

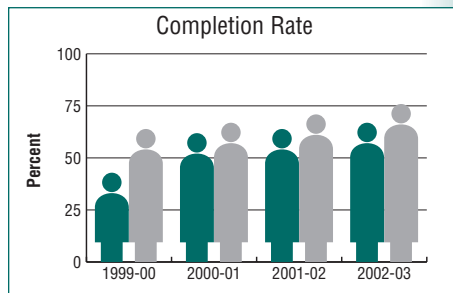
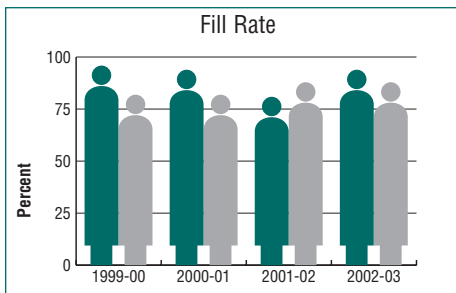
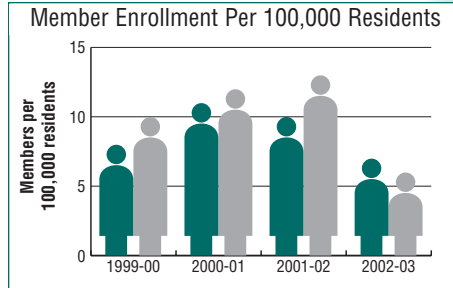
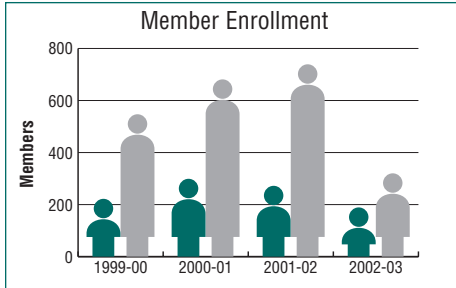
2003 Education Award Usage	Passed State Administrative Standards in 2003	Percentage of State Administrative Standards Passed in 2003
82%	Yes	100%

* Data obtained from U.S. Census Bureau–American Fact Finder (<http://factfinder.census.gov>)
 Data set: Census 2000 Summary File 1 (SF1) 100 Percent Data. Geographic Area: Kansas.

AmeriCorps* State

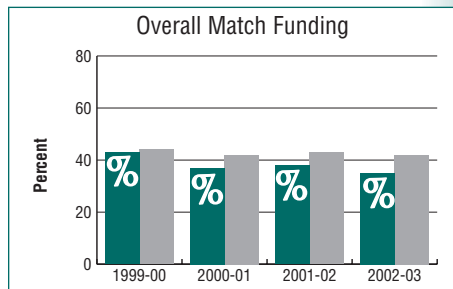
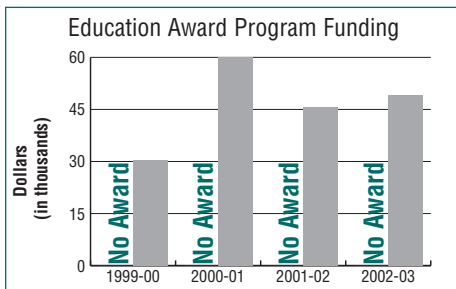
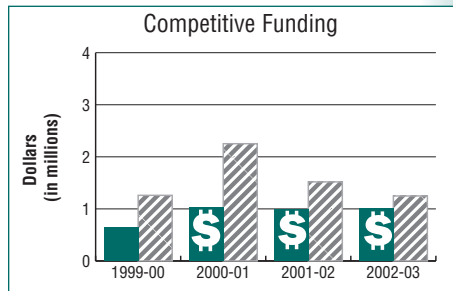
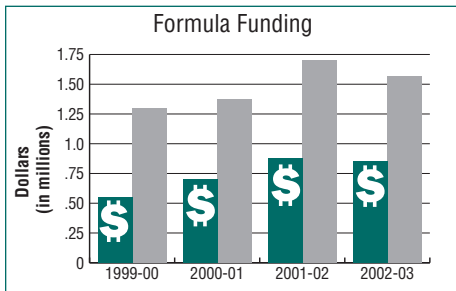
Kansas

Member Information by Program Year*



■ Kansas ■ National Average

State Level Funding by Program Year



■ Kansas ■ National Average ▨ Average among Medium-Population States**

* For reporting purposes in this document, a program year starts October 1st and runs through September 30th of the next year. For example, program year 2002-2003 spans October 1, 2002 through September 30, 2003.

** For competitive funding, using Census 2000 population data, each state is compared with its small- (<2 million), medium-(2 to 5.5 million), or large-population (>5.5 million) group.

AmeriCorps* State

Kentucky

Contact information:

Kentucky Commission on Community
Volunteerism and Service
275 East Main Street, 3W-C
Frankfort, KY 40621
(502) 564-7420

State Demographics:*

Total population 4,041,769
Median age 35.9 years
Percentage of population
under age 18 24.6%
Percentage of population
age 55 or older 21.7%



STATE PROFILE

Performance Highlights**

7 programs reporting accomplishments in the following areas:

Education

2,889 students received tutoring in grades 1-12
1,102 educational sessions provided to 35,720 students

Human Needs

4,179 individuals received counseling on job development or placement
1,071 individuals received transportation to human services activities
265 Home Safety Assessments completed for independent seniors
2,700 homeless individuals received counseling and subsequently received permanent or transitional housing

Community Strengthening

More than 3,000 items of clothing collected and distributed to clothing banks
1,203 at-risk elderly attended 8 educational forums on home safety

Member Development

54 members received training or counseling in career development
66 members trained in citizenship and civic responsibility

** For Kentucky, all performance highlights are based on Formula and Competitive subgrantee self-report. These data are submitted to AmeriCorps by the State Commission on the Grantee Progress Report (GPR).

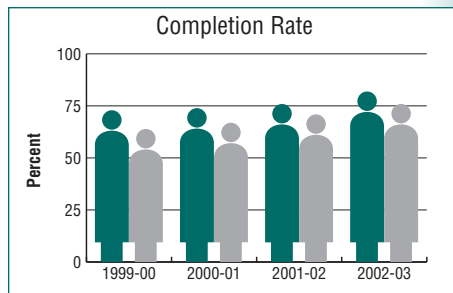
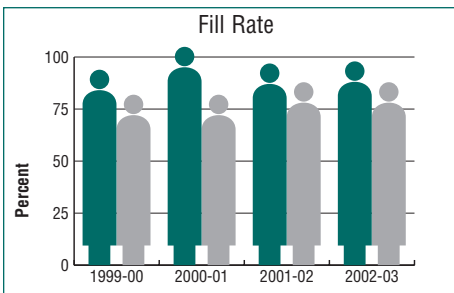
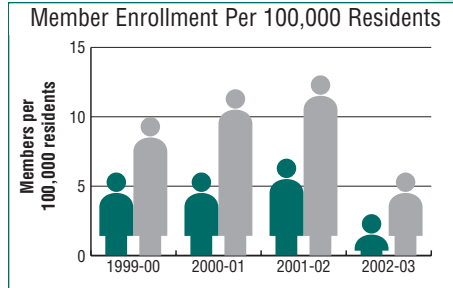
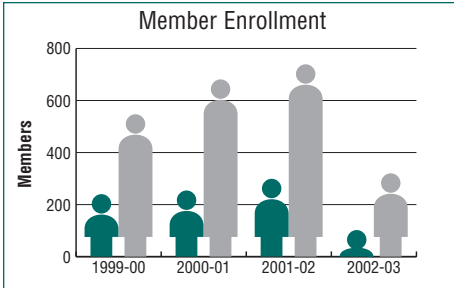
2003 Education Award Usage	Passed State Administrative Standards in 2003	Percentage of State Administrative Standards Passed in 2003
84%	Yes	100%

* Data obtained from U.S. Census Bureau–American Fact Finder (<http://factfinder.census.gov>)
Data set: Census 2000 Summary File 1 (SF1) 100 Percent Data. Geographic Area: Kentucky.

AmeriCorps* State

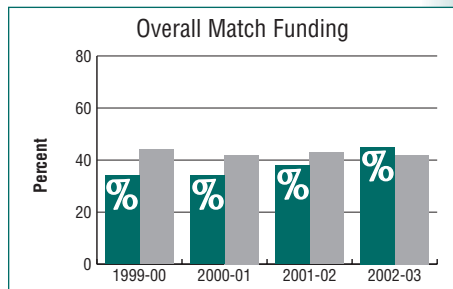
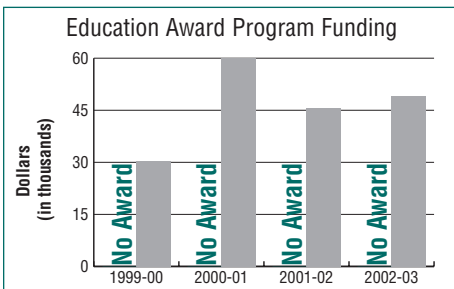
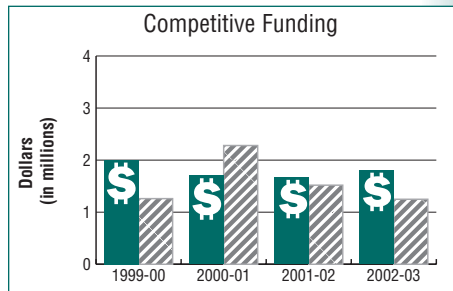
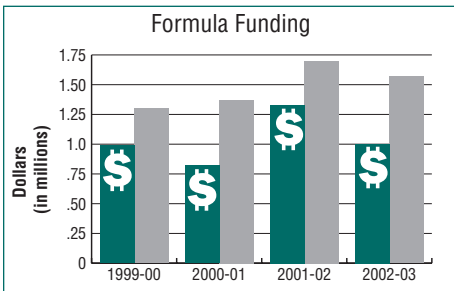
Kentucky

Member Information by Program Year*



■ Kentucky ■ National Average

State Level Funding by Program Year



■ Kentucky ■ National Average ▨ Average among Medium-Population States**

* For reporting purposes in this document, a program year starts October 1st and runs through September 30th of the next year. For example, program year 2002-2003 spans October 1, 2002 through September 30, 2003.

** For competitive funding, using Census 2000 population data, each state is compared with its small- (<2 million), medium-(2 to 5.5 million), or large-population (>5.5 million) group.

AmeriCorps* State

Louisiana

Contact information:

Louisiana Serve Commission
 263 Third Street
 Suite 610-B
 Baton Rouge, LA 70801
 (225) 342-2038



State Demographics*:

Total population 4,468,976
 Median age 34.0 years
 Percentage of population
 under age 18 27.3%
 Percentage of population
 age 55 or older 20.0%

STATE PROFILE

Performance Highlights**

16 programs reporting accomplishments in the following areas:

Education

2,842 students received tutoring in grades 1-12
 2,701 parents received training in parenting skills
 development

Environment

6,193 trees planted
 32 miles of trail maintained

Human Needs

507 parents attended service learning and
 community education activities

Community Strengthening

123 individuals benefited from volunteer training/
 support/recognition

Member Development

899 members trained in technical skills related to
 carrying out their assignments
 409 members trained in life skills

** For Louisiana, all performance highlights are based on Formula and Competitive subgrantee self-report. These data are submitted to AmeriCorps by the State Commission on the Grantee Progress Report (GPR).

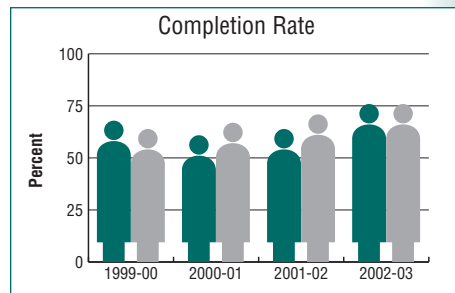
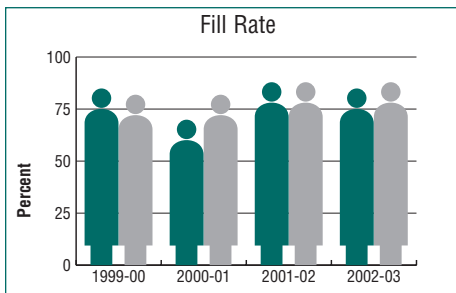
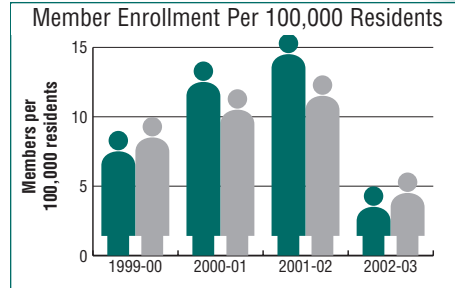
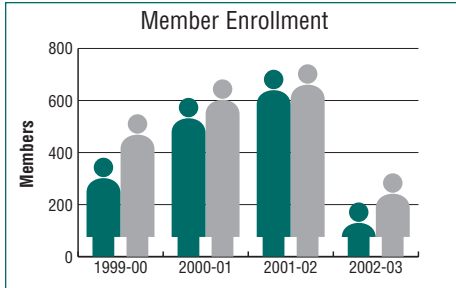
2003 Education Award Usage	Passed State Administrative Standards in 2003	Percentage of State Administrative Standards Passed in 2003
83%	Yes	100%

* Data obtained from U.S. Census Bureau–American Fact Finder (<http://factfinder.census.gov>)
 Data set: Census 2000 Summary File 1 (SF1) 100 Percent Data. Geographic Area: Louisiana.

AmeriCorps* State

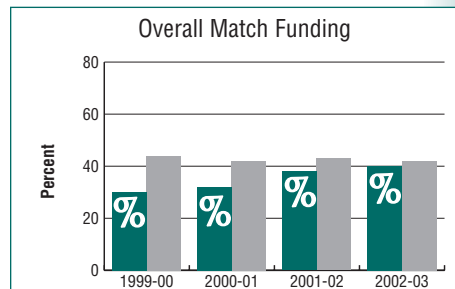
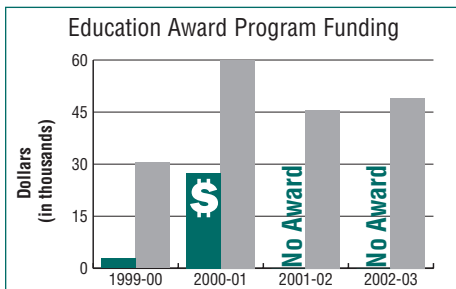
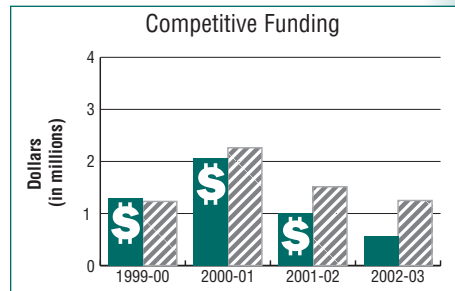
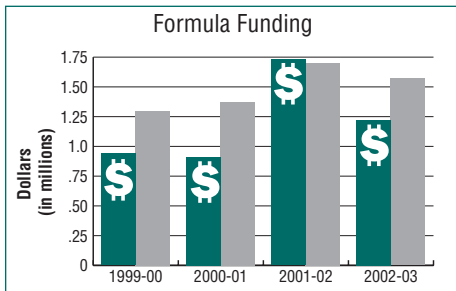
Louisiana

Member Information by Program Year*



■ Louisiana ■ National Average

State Level Funding by Program Year



■ Louisiana ■ National Average ▨ Average among Medium-Population States**

* For reporting purposes in this document, a program year starts October 1st and runs through September 30th of the next year. For example, program year 2002-2003 spans October 1, 2002 through September 30, 2003.

** For competitive funding, using Census 2000 population data, each state is compared with its small- (<2 million), medium-(2 to 5.5 million), or large-population (>5.5 million) group.

AmeriCorps* State

Maine

Contact information:

Maine Commission for Community Service
 38 State House Station
 Augusta, ME 04333
 (207) 287-5313

State Demographics*:

Total population 1,274,923
 Median age 38.6 years
 Percentage of population
 under age 18 23.6%
 Percentage of population
 age 55 or older. 24.0%



STATE PROFILE

Performance Highlights**

7 programs reporting accomplishments in the following areas:

Education

12,654 students benefited from 36,929 hours of presentations in schools and community organizations

Environment

14 miles of trail, road, or other public park areas built, maintained, or cleaned up
 1,364 trainings conducted to prevent or better address environmental problems

Human Needs

1,298 individuals participated in after-school sports and violence avoidance activities at the public housing projects
 22 homes weatherized, benefiting 33 families

Public Safety

275 disaster incidents responded to, benefiting 1,010 individuals
 600 community education presentations conducted on disaster preparedness, benefiting 36,265 individuals

Community Strengthening

240 students participated in service learning activities

Member Development

64 members trained in life skills
 46 members trained in civic engagement

** For Maine, all performance highlights are based on Formula and Competitive subgrantee self-report. These data are submitted to AmeriCorps by the State Commission on the Grantee Progress Report (GPR).

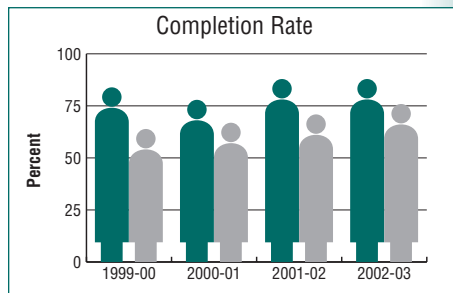
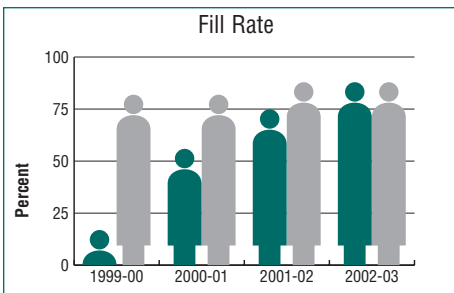
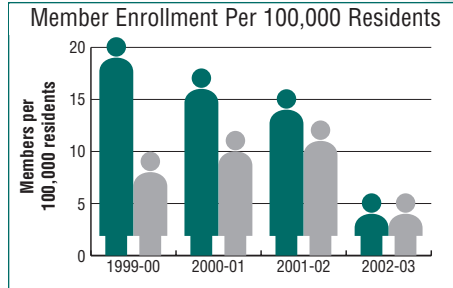
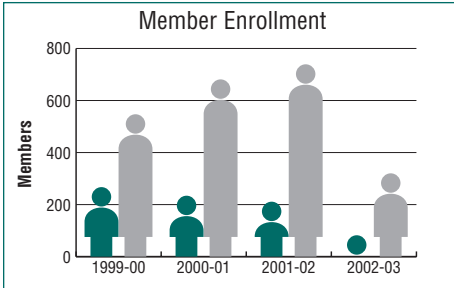
2003 Education Award Usage	Passed State Administrative Standards in 2003	Percentage of State Administrative Standards Passed in 2003
77%	Yes	100%

* Data obtained from U.S. Census Bureau–American Fact Finder (<http://factfinder.census.gov>)
 Data set: Census 2000 Summary File 1 (SF1) 100 Percent Data. Geographic Area: Maine.

AmeriCorps* State

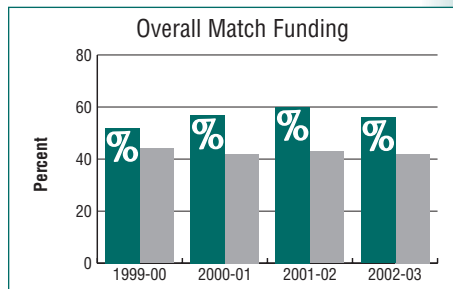
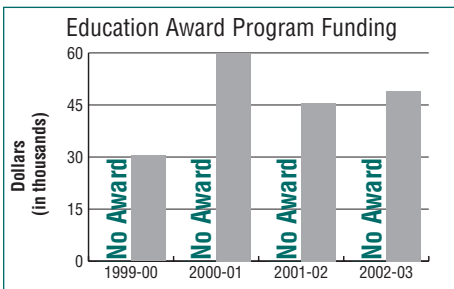
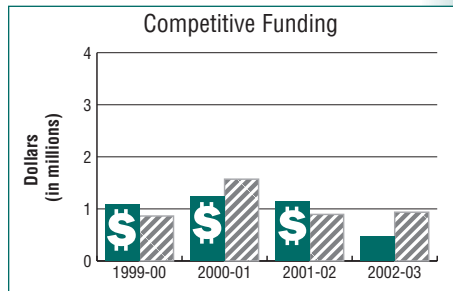
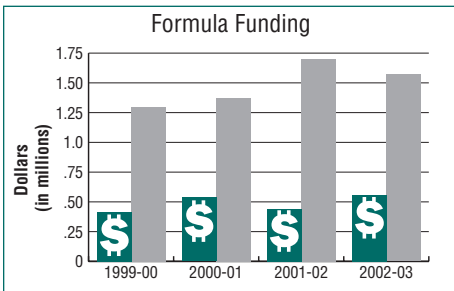
Maine

Member Information by Program Year*



■ Maine ■ National Average

State Level Funding by Program Year



■ Maine ■ National Average ▨ Average among Small-Population States**

* For reporting purposes in this document, a program year starts October 1st and runs through September 30th of the next year. For example, program year 2002-2003 spans October 1, 2002 through September 30, 2003.

** For competitive funding, using Census 2000 population data, each state is compared with its small- (<2 million), medium- (2 to 5.5 million), or large-population (>5.5 million) group.

AmeriCorps* State

Maryland

Contact information:

Maryland Governor's Office on
Service and Volunteerism
300 West Preston Street, Suite 608
Baltimore, MD 21201
(410) 767-1216



State Demographics:*

Total population 5,296,486
Median age 36.0 years
Percentage of population
under age 18 25.6%
Percentage of population
age 55 or older 20.2%

STATE PROFILE

Performance Highlights**

17 programs reporting accomplishments in the following areas:

Education

8,892 students received tutoring in grades 1-12
1,900 adults received instruction in GED or basic skills development

Environment

453 tons of trash removed, benefiting the quality of storm water run-off into the Chesapeake Bay
17,171 trees planted in wild lands or park lands, benefiting 74 acres of forests/parks

Member Development

24 members received career development training or counseling
71 members trained in CPR, first aid, emergency response

Human Needs

53 individuals received independent living assistance (e.g., chores for seniors, social support for individuals with disabilities)
87 pregnant women received access to prenatal care, screening, health service, and/or were taught about children's health or development

Public Safety

350 individuals participated in after-school sports and violence avoidance activities

Community Strengthening

1,929 recently homeless families provided with food, clothing, and/or furniture

** For Maryland, all performance highlights are based on Formula and Competitive subgrantee self-report. These data are submitted to AmeriCorps by the State Commission on the Grantee Progress Report (GPR).

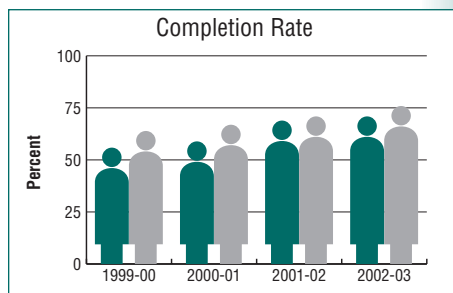
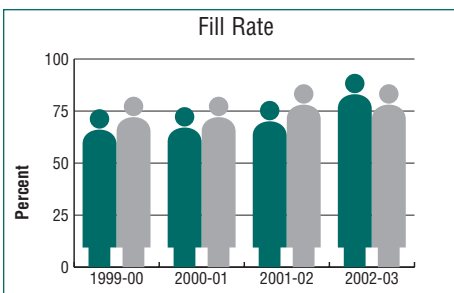
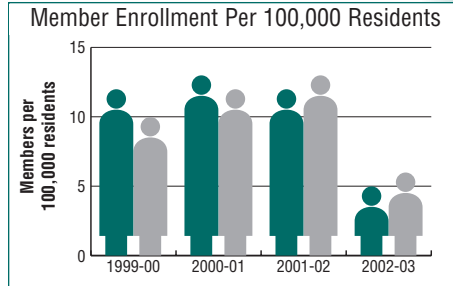
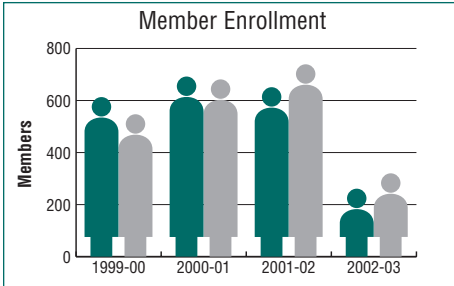
2003 Education Award Usage	Passed State Administrative Standards in 2003	Percentage of State Administrative Standards Passed in 2003
68%	Yes	100%

* Data obtained from U.S. Census Bureau-American Fact Finder (<http://factfinder.census.gov>)
Data set: Census 2000 Summary File 1 (SF1) 100 Percent Data. Geographic Area: Maryland.

AmeriCorps* State

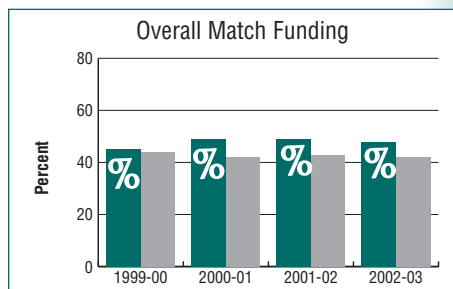
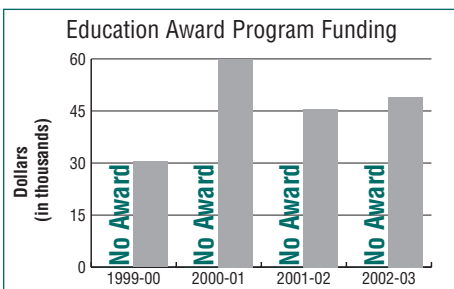
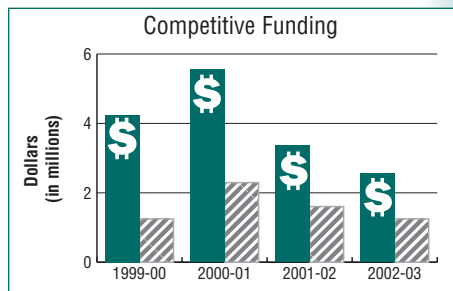
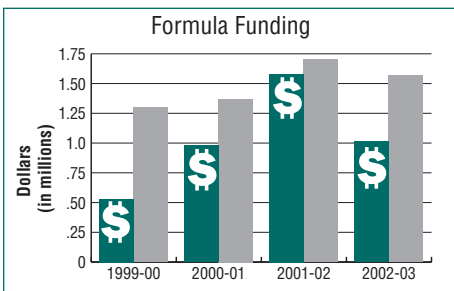
Maryland

Member Information by Program Year*



■ Maryland ■ National Average

State Level Funding by Program Year



■ Maryland ■ National Average ▨ Average among Medium-Population States**

* For reporting purposes in this document, a program year starts October 1st and runs through September 30th of the next year. For example, program year 2002-2003 spans October 1, 2002 through September 30, 2003.

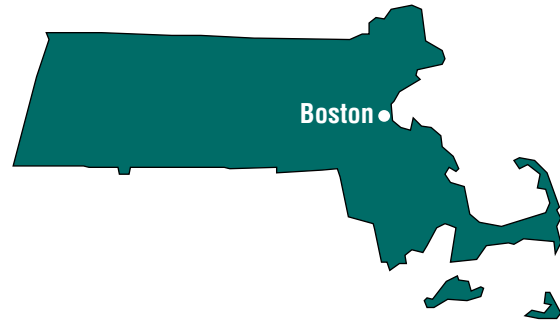
** For competitive funding, using Census 2000 population data, each state is compared with its small- (<2 million), medium- (2 to 5.5 million), or large-population (>5.5 million) group.

AmeriCorps* State

Massachusetts

Contact information:

Massachusetts Service Alliance
 100 North Washington Street, 3rd Floor
 Boston, MA 02114
 (617) 542-2544



State Demographics*:

Total population 6,349,097
 Median age 36.5 years
 Percentage of population
 under age 18 23.6%
 Percentage of population
 age 55 or older. 22.2%

STATE PROFILE

Performance Highlights**

20 programs reporting accomplishments in the following areas:

Human Needs

73,022 pounds of goods (food, clothing, furniture, etc.) distributed, benefiting 1,672 recently homeless individuals
 36 low-income housing units and housing rehabilitated or renovated for individuals with disabilities or the elderly

Education

2,355 students received mentoring or counseling concerning school success
 550 students received tutoring in grades 1-12
 100 educational presentations and other activities for disaster preparedness, mitigation, and response

Environment

52 members participated in training others to prevent or better address environmental problems
 Completed 190 conservation projects benefiting Cape Cod (222,000 people)

Member Development

849 members trained in life skills
 86 members trained in CPR, first aid, emergency response

Community Strengthening

Provided volunteer opportunities for 5,319 people

** For Massachusetts, all performance highlights are based on Formula and Competitive subgrantee self-report. These data are submitted to AmeriCorps by the State Commission on the Grantee Progress Report (GPR).

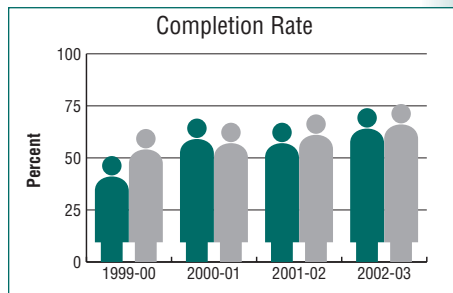
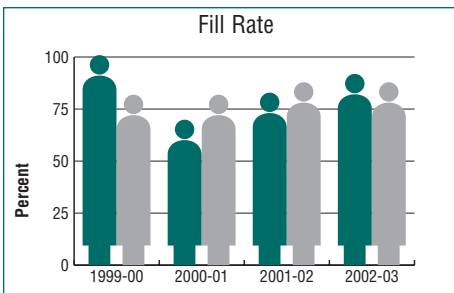
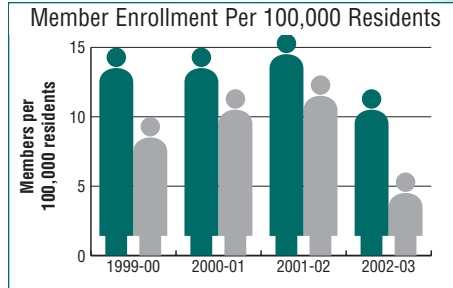
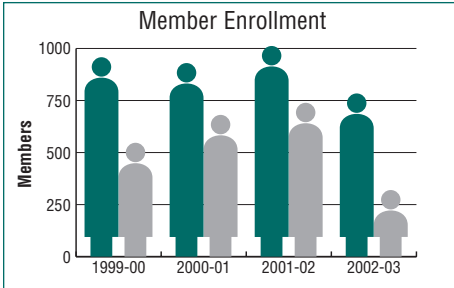
2003 Education Award Usage	Passed State Administrative Standards in 2003	Percentage of State Administrative Standards Passed in 2003
67%	Yes	100%

* Data obtained from U.S. Census Bureau–American Fact Finder (<http://factfinder.census.gov>)
 Data set: Census 2000 Summary File 1 (SF1) 100 Percent Data. Geographic Area: Massachusetts.

AmeriCorps* State

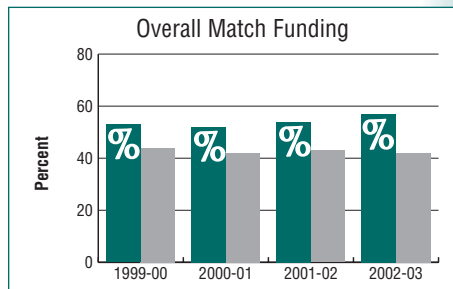
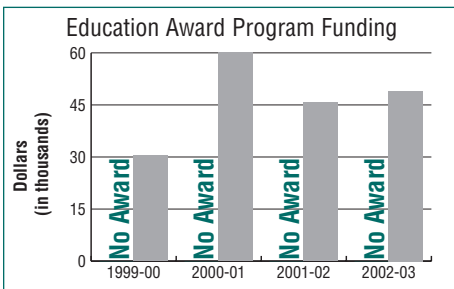
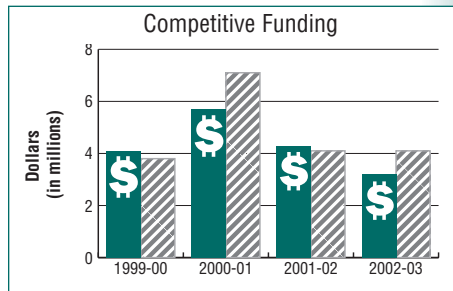
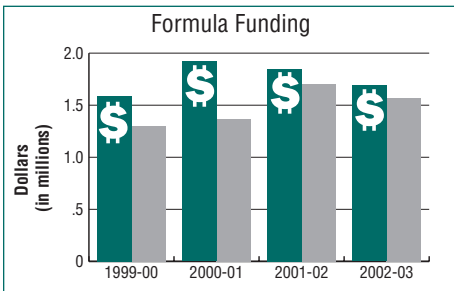
Massachusetts

Member Information by Program Year*



■ Massachusetts ■ National Average

State Level Funding by Program Year



■ Massachusetts ■ National Average ▨ Average among Large-Population States**

* For reporting purposes in this document, a program year starts October 1st and runs through September 30th of the next year. For example, program year 2002-2003 spans October 1, 2002 through September 30, 2003.

** For competitive funding, using Census 2000 population data, each state is compared with its small- (<2 million), medium- (2 to 5.5 million), or large-population (>5.5 million) group.

AmeriCorps* State

Michigan

Contact information:

Michigan Community Service Commission
1048 Pierpont Drive, Suite 4
Lansing, MI 48913
(517) 335-4295



State Demographics*:

Total population 9,938,444
Median age 35.5 years
Percentage of population
under age 1826.1%
Percentage of population
age 55 or older.....21.0%

Performance Highlights**

24 programs reporting accomplishments in the following areas:

Education

8,296 students received tutoring in grades 1-12
1,500 in-class enrichment sessions provided (speakers, presentations), benefiting 1,865 students

Environment

28,658 adults attended groundwater protection training

Human Needs

12 disabled households received independent living assistance
35 individuals received counseling on job development or placement

Public Safety

4,591 students benefited from conflict mediation/ resolution training in schools

Community Strengthening

49 students benefited from service learning and community education activities

Member Development

328 members trained in life skills
512 members trained in technical skills related to carrying out their assignments

** For Michigan, all performance highlights are based on Formula and Competitive subgrantee self-report. These data are submitted to AmeriCorps by the State Commission on the Grantee Progress Report (GPR).

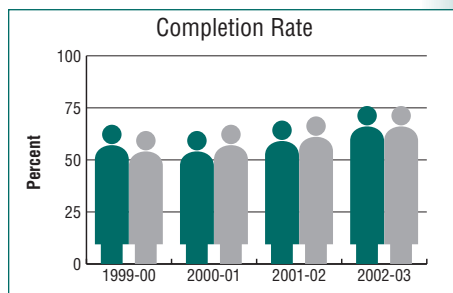
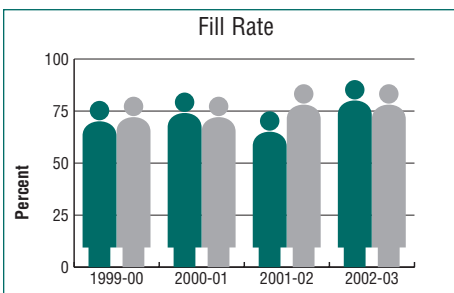
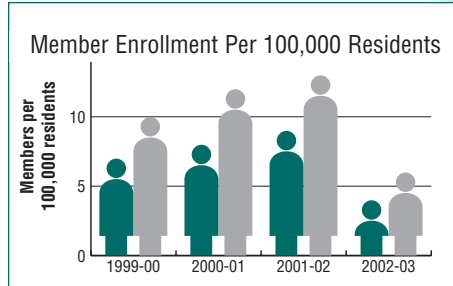
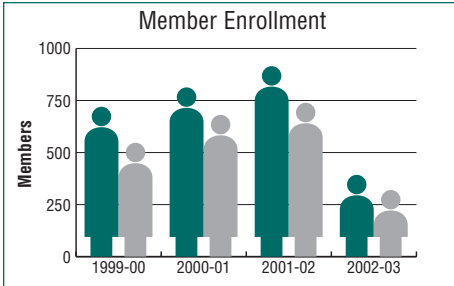
2003 Education Award Usage	Passed State Administrative Standards in 2003	Percentage of State Administrative Standards Passed in 2003
81%	Yes	100%

* Data obtained from U.S. Census Bureau-American Fact Finder (<http://factfinder.census.gov>)
Data set: Census 2000 Summary File 1 (SF1) 100 Percent Data. Geographic Area: Michigan.

AmeriCorps* State

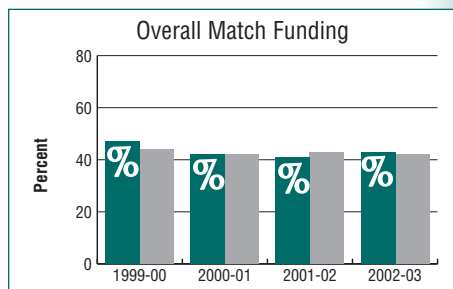
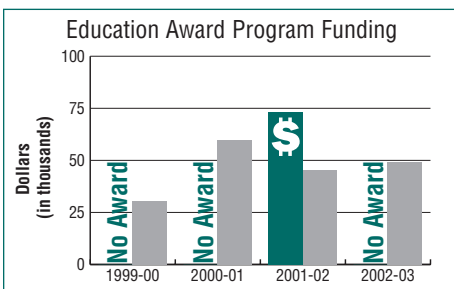
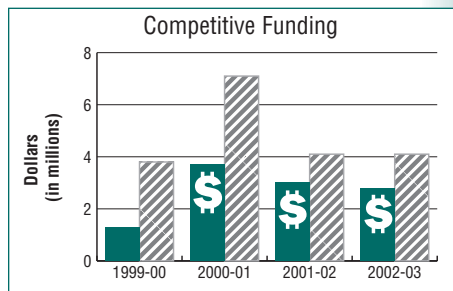
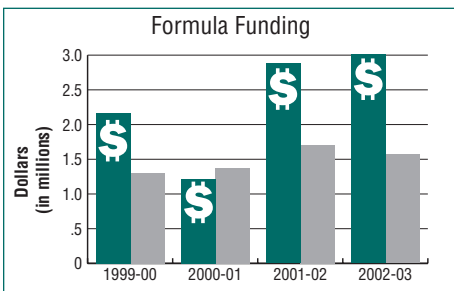
Michigan

Member Information by Program Year*



■ Michigan ■ National Average

State Level Funding by Program Year



■ Michigan ■ National Average ▨ Average among Large-Population States**

* For reporting purposes in this document, a program year starts October 1st and runs through September 30th of the next year. For example, program year 2002-2003 spans October 1, 2002 through September 30, 2003.

** For competitive funding, using Census 2000 population data, each state is compared with its small- (<2 million), medium-(2 to 5.5 million), or large-population (>5.5 million) group.

AmeriCorps* State

Minnesota

Contact information:

Minnesota Commission on National and
Community Service (Serve Minnesota)
431 South 7th Street, Suite 2540
Minneapolis, MN 55415
(612) 333-7738

State Demographics*:

Total population 4,919,479
Median age 35.4 years
Percentage of population
under age 18 26.2%
Percentage of population
age 55 or older 20.3%



Performance Highlights**

17 programs reporting accomplishments in the following areas:

Education

4,509 students received mentoring or counseling concerning school success or achievement
58 families received parenting skills development

Human Needs

1,325 individuals received independent living assistance
151 housing units constructed, benefiting 761 low-income, senior, or individuals with disabilities

Community Strengthening

2,441 students participated in service learning and community education activities

Member Development

441 members trained in citizenship and civic responsibility
12 members provided career development training or counseling

Environment

141,968 trees planted in wilderness or park lands
10,707 acres of habitat and land restored and conserved

** For Minnesota, all performance highlights are based on Formula, Competitive, and Education Award subgrantee self-report. These data are submitted to AmeriCorps by the State Commission on the Grantee Progress Report (GPR).

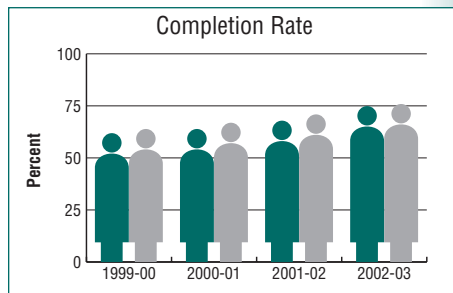
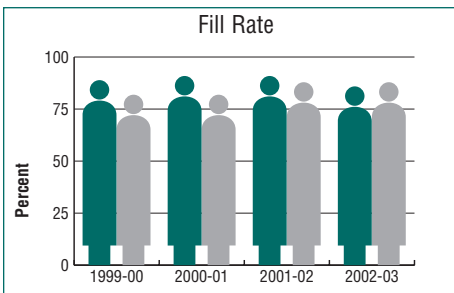
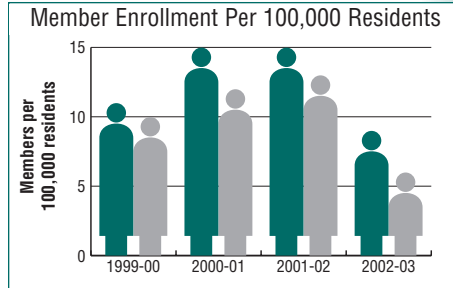
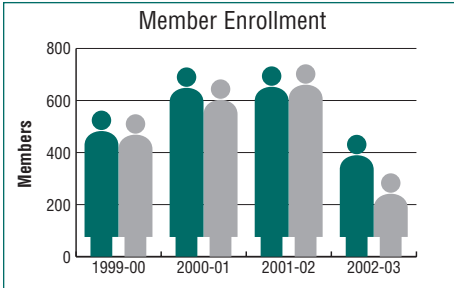
2003 Education Award Usage	Passed State Administrative Standards in 2003	Percentage of State Administrative Standards Passed in 2003
73%	Yes	100%

* Data obtained from U.S. Census Bureau–American Fact Finder (<http://factfinder.census.gov>)
Data set: Census 2000 Summary File 1 (SF1) 100 Percent Data. Geographic Area: Minnesota.

AmeriCorps* State

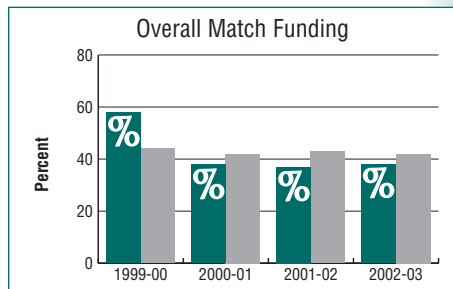
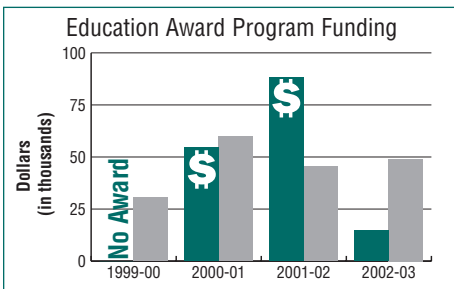
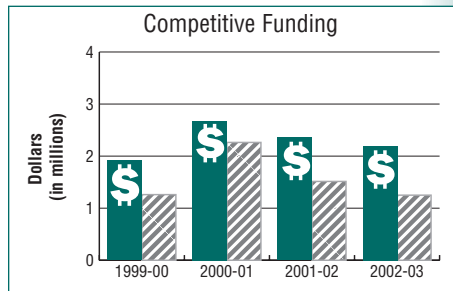
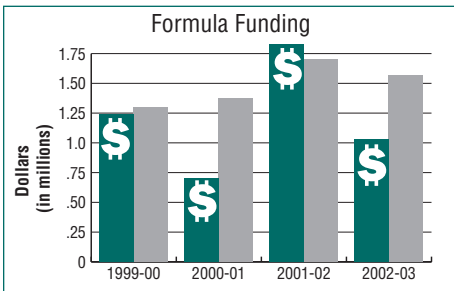
Minnesota

Member Information by Program Year*



■ Minnesota ■ National Average

State Level Funding by Program Year



■ Minnesota ■ National Average ▨ Average among Medium-Population States**

* For reporting purposes in this document, a program year starts October 1st and runs through September 30th of the next year. For example, program year 2002-2003 spans October 1, 2002 through September 30, 2003.

** For competitive funding, using Census 2000 population data, each state is compared with its small- (<2 million), medium-(2 to 5.5 million), or large-population (>5.5 million) group.

AmeriCorps* State

Mississippi

Contact information:

Mississippi Commission for National and
Community Service
3825 Ridgewood Road, Suite 601
Jackson, MS 39211
(601) 432-6779

State Demographics:*

Total population 2,844,658
Median age 33.8 years
Percentage of population
under age 18 27.3%
Percentage of population
age 55 or older 20.7%



Performance Highlights**

13 programs reporting accomplishments in the following areas:

Education

40 individuals with mental retardation and/or developmental disabilities received tutoring
180 children received instruction in a summer Head Start program
1,100 low-income and underachieving middle school students received mentoring

Community Strengthening

53 training forums conducted that benefited 1,340 individuals with disabilities and their family members
130 community members benefited from informal computer training and activities
790 newsletters distributed informing parents of homework and reading assistance for their children

Human Needs

715 individuals with disabilities and their family members trained in life skills
245 adults with disabilities received living renewal services
428 individuals with disabilities received assistive technology devices and referrals
60 adults with mental retardation and/or developmental disabilities benefited from pre-employment job skills training and post-employment evaluation services

** For Mississippi, all performance highlights are based on Formula, Competitive, and Education Award subgrantee self-report. These data are submitted to AmeriCorps by the State Commission on the Grantee Progress Report (GPR).

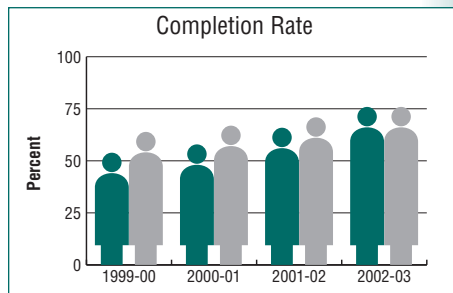
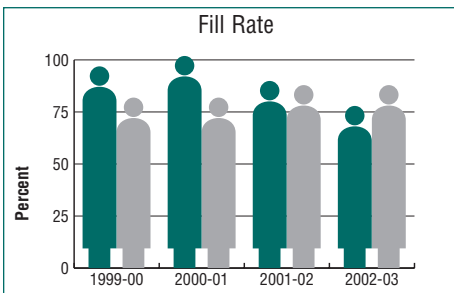
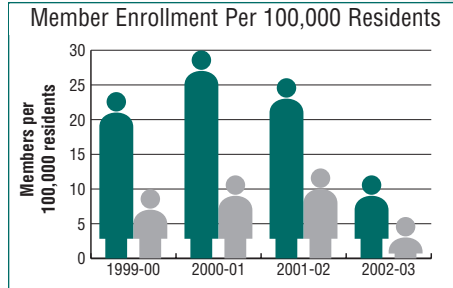
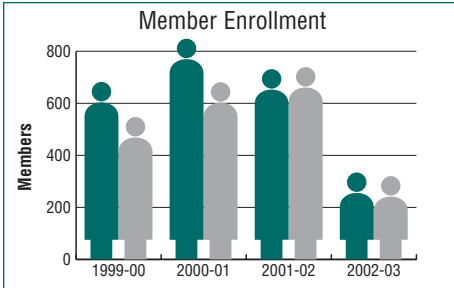
2003 Education Award Usage	Passed State Administrative Standards in 2003	Percentage of State Administrative Standards Passed in 2003
70%	Yes	100%

* Data obtained from U.S. Census Bureau–American Fact Finder (<http://factfinder.census.gov>)
Data set: Census 2000 Summary File 1 (SF1) 100 Percent Data. Geographic Area: Mississippi.

AmeriCorps* State

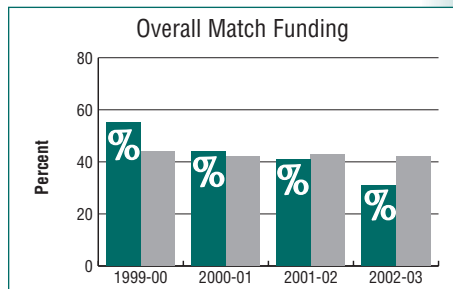
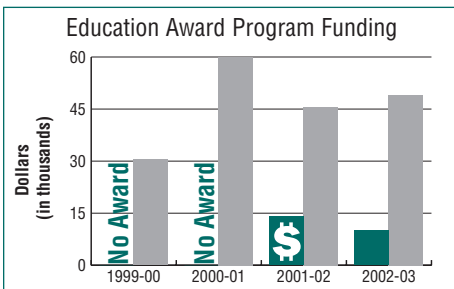
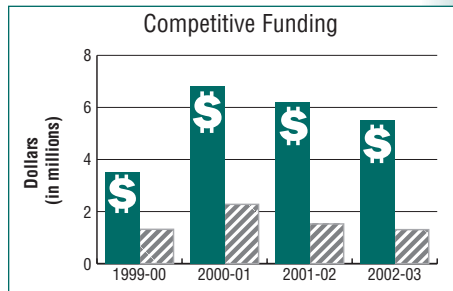
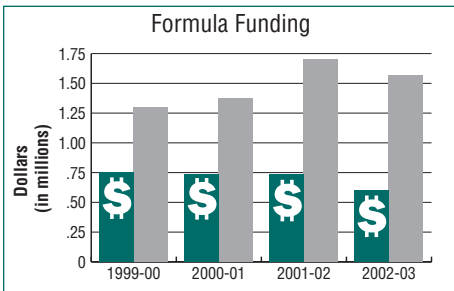
Mississippi

Member Information by Program Year*



■ Mississippi ■ National Average

State Level Funding by Program Year



■ Mississippi ■ National Average ▨ Average among Medium-Population States**

* For reporting purposes in this document, a program year starts October 1st and runs through September 30th of the next year. For example, program year 2002-2003 spans October 1, 2002 through September 30, 2003.

** For competitive funding, using Census 2000 population data, each state is compared with its small- (<2 million), medium-(2 to 5.5 million), or large-population (>5.5 million) group.

AmeriCorps* State

Missouri

Contact information:

Missouri Community Service Commission
 P.O. Box 118
 301 West High Street,
 Harry S. Truman Office Building, Room 770
 Jefferson City, MO 65102
 (573) 751-5012



State Demographics*:

Total population 5,595,211
 Median age 36.1 years
 Percentage of population
 under age 18 25.5%
 Percentage of population
 age 55 or older 22.6%

STATE PROFILE

Performance Highlights**

19 programs reporting accomplishments in the following areas:

Member Development

21 members trained in CPR, first aid, and emergency response
 81 members trained in citizenship and civic responsibility
 82 members received training in career development and counseling

Education

824 students participated in academic enrichment activities at 16 school sites
 46 preschool children and 164 primary students reading below their expected grade level received tutoring

Community Strengthening

3,500 individuals benefited from service days for the community

Public Safety

250 youth participated in after-school sports and violence avoidance activities

** For Missouri, all performance highlights are based on Formula, Competitive and Education Award subgrantee self-report. These data are submitted to AmeriCorps by the State Commission on the Grantee Progress Report (GPR).

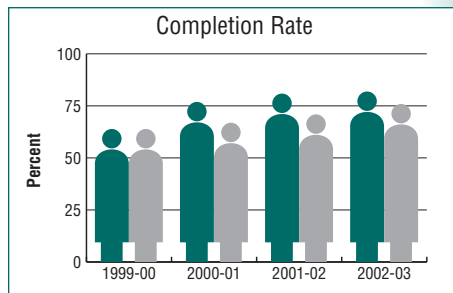
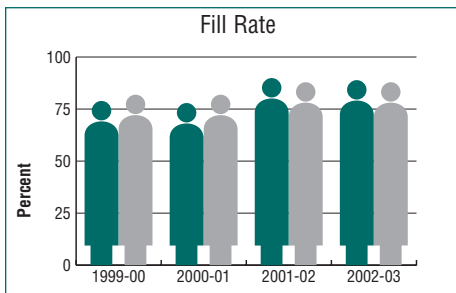
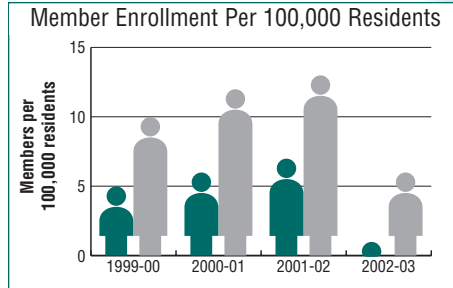
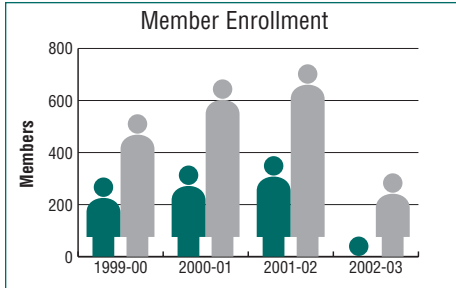
2003 Education Award Usage	Passed State Administrative Standards in 2003	Percentage of State Administrative Standards Passed in 2003
76%	Yes	100%

* Data obtained from U.S. Census Bureau–American Fact Finder (<http://factfinder.census.gov>)
 Data set: Census 2000 Summary File 1 (SF1) 100 Percent Data. Geographic Area: Missouri.

AmeriCorps* State

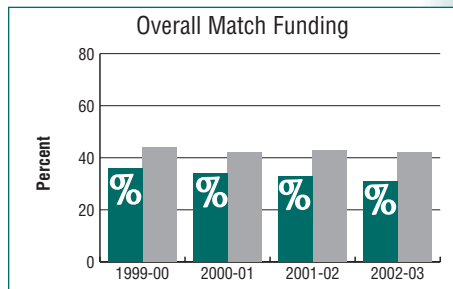
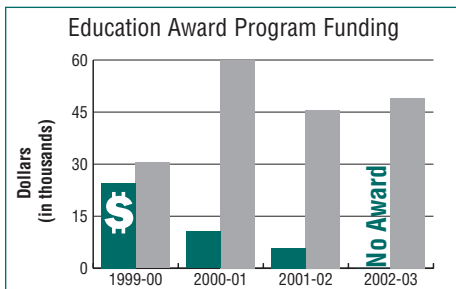
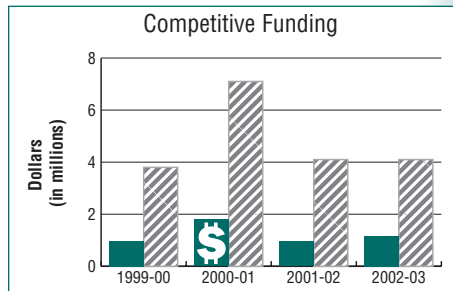
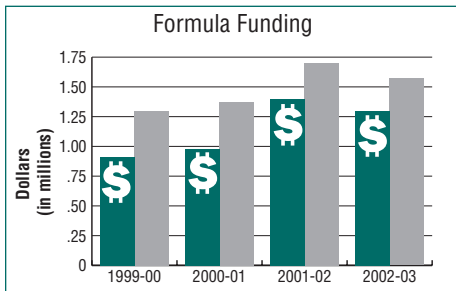
Missouri

Member Information by Program Year*



■ Missouri ■ National Average

State Level Funding by Program Year



■ Missouri ■ National Average ▨ Average among Large-Population States**

* For reporting purposes in this document, a program year starts October 1st and runs through September 30th of the next year. For example, program year 2002-2003 spans October 1, 2002 through September 30, 2003.

** For competitive funding, using Census 2000 population data, each state is compared with its small- (<2 million), medium-(2 to 5.5 million), or large-population (>5.5 million) group.

AmeriCorps* State

Montana

Contact information:

Montana Community Service Commission
Office of the Governor-Office of
Community Service
1301 Lockey Avenue, 3rd Floor
Helena, MT 59620
(406) 444-2573



State Demographics*:

Total population 902,195
Median age 37.5 years
Percentage of population
under age 18 25.5%
Percentage of population
age 55 or older 22.8%

STATE PROFILE

Performance Highlights**

10 programs reporting accomplishments in the following areas:

Education

1,170 students received tutoring in grades 1-12
722 students received mentoring or counseling in
schools success and achievement
1,168 youth, parents, and other community members
received an increase in access to technology
5,249 parents benefited from parent-child literacy
based learning activities

Environment

54 miles of fence constructed to eliminate
environmental risks to wild or park lands in danger
of public encroachment or misuse
309 miles of trails and other public areas or roads
cleaned up and maintained
49 parks, campgrounds, and playgrounds restored
or improved

Human Needs

67 new or potential homeowners received housing
services and assistance in loan development
87 community buildings rehabilitated, renovated, or
repaired, benefiting 18 community service agencies
and faith-based organizations

Community Strengthening

239 individuals benefited from after-school
programming and service projects

Public Safety

54 juvenile offenders participated in community
service projects and youth development activities

Member Development

85 members trained in life skills
16 members trained in cultural knowledge that
emphasized traditional tribal values and pride

** For Montana, all performance highlights are based on Formula and Competitive subgrantee self-report. These data are submitted to AmeriCorps by the State Commission on the Grantee Progress Report (GPR).

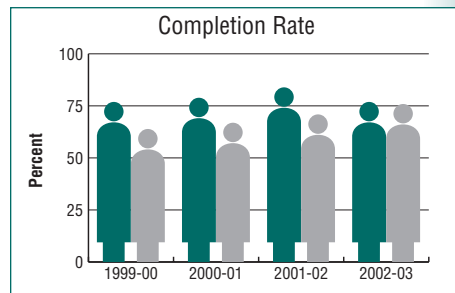
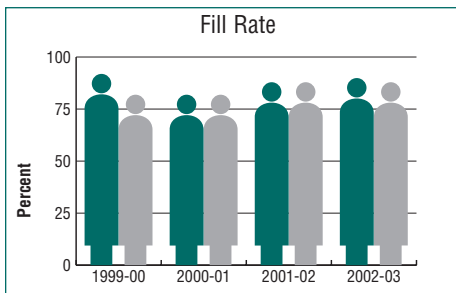
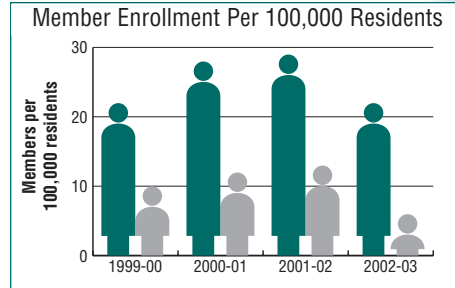
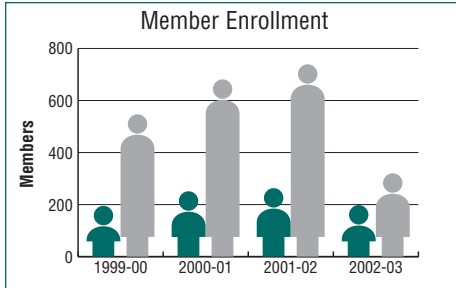
2003 Education Award Usage	Passed State Administrative Standards in 2003	Percentage of State Administrative Standards Passed in 2003
86%	Yes	100%

* Data obtained from U.S. Census Bureau-American Fact Finder (<http://factfinder.census.gov>)
Data set: Census 2000 Summary File 1 (SF1) 100 Percent Data. Geographic Area: Montana.

AmeriCorps* State

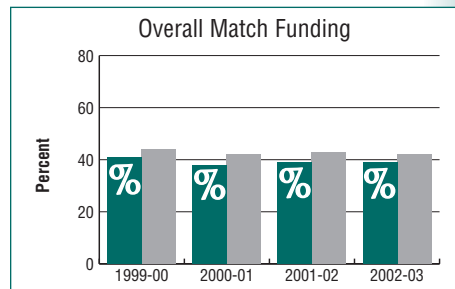
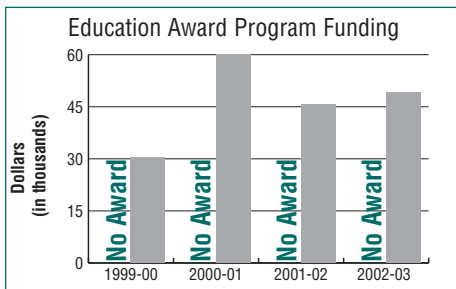
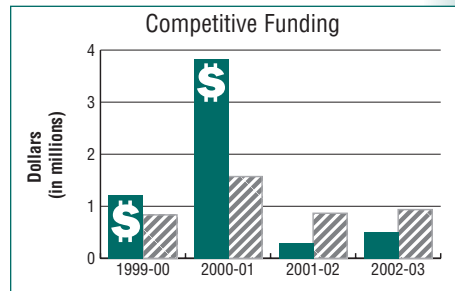
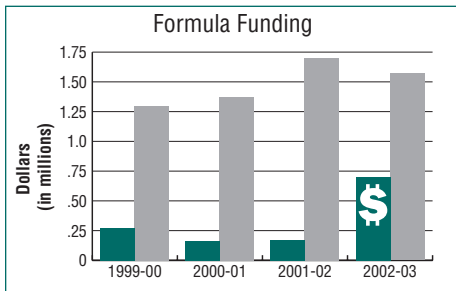
Montana

Member Information by Program Year*



■ Montana ■ National Average

State Level Funding by Program Year



■ Montana ■ National Average ▨ Average among Small-Population States**

* For reporting purposes in this document, a program year starts October 1st and runs through September 30th of the next year. For example, program year 2002-2003 spans October 1, 2002 through September 30, 2003.

** For competitive funding, using Census 2000 population data, each state is compared with its small- (<2 million), medium- (2 to 5.5 million), or large-population (>5.5 million) group.

AmeriCorps* State

Nebraska

Contact information:

Nebraska Volunteer Service Commission
 State Capitol West, 6th Floor
 P.O. Box 98927
 Lincoln, NE 68509
 (402) 471-6227



STATE PROFILE

State Demographics*:

Total population 1,711,263
 Median age 35.3 years
 Percentage of population
 under age 18 26.3%
 Percentage of population
 age 55 or older 21.8%

Performance Highlights**

10 programs reporting accomplishments in the following areas:

Education

5,565 students participated in service learning and community education activities
 2,618 individuals received counseling regarding job development or placement
 635 adults received instruction in GED or basic skills development

Community Strengthening

70 computer training sessions and classes conducted, benefiting 601 individuals
 60 community residents benefited from the planting of neighborhood gardens

Human Needs

8,462 individuals benefited from independent living assistance
 3,160 students participated in 421 in-class enrichment sessions

Member Development

21 members trained in citizenship and civic responsibility
 29 members received career development training or counseling

** For Nebraska, all performance highlights are based on Formula, Competitive, and Education Award subgrantee self-report. These data are submitted to AmeriCorps by the State Commission on the Grantee Progress Report (GPR).

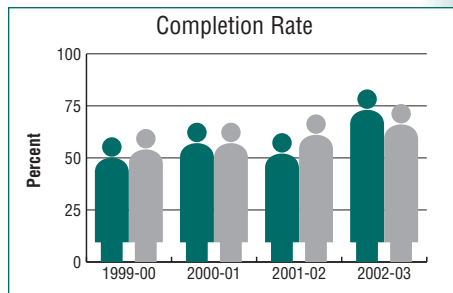
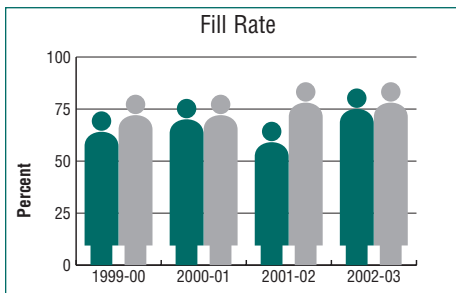
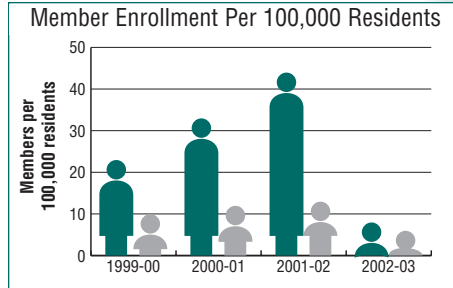
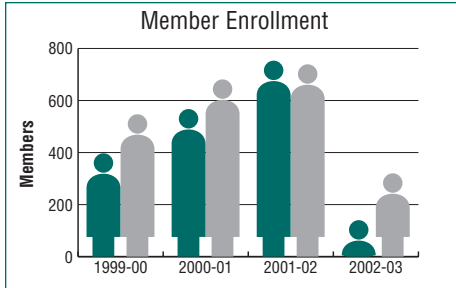
2003 Education Award Usage	Passed State Administrative Standards in 2003	Percentage of State Administrative Standards Passed in 2003
78%	Yes	100%

* Data obtained from U.S. Census Bureau–American Fact Finder (<http://factfinder.census.gov>)
 Data set: Census 2000 Summary File 1 (SF1) 100 Percent Data. Geographic Area: Nebraska.

AmeriCorps* State

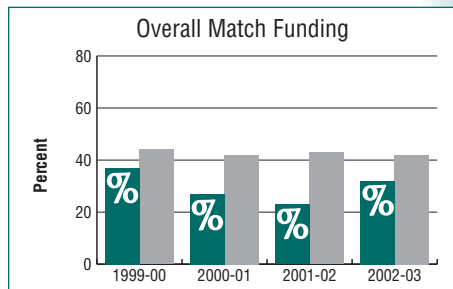
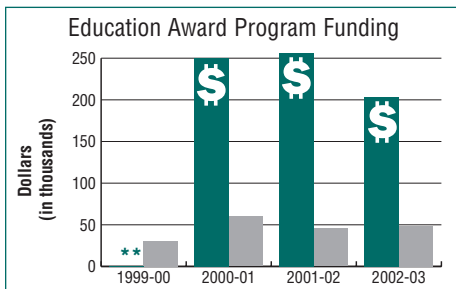
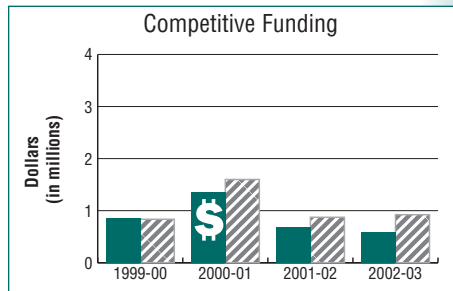
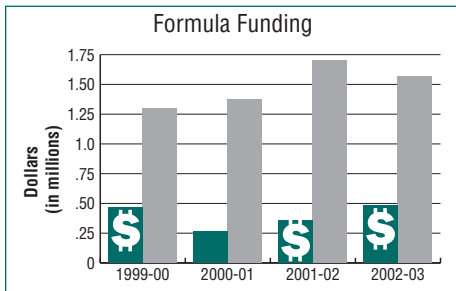
Nebraska

Member Information by Program Year*



■ Nebraska ■ National Average

State Level Funding by Program Year



■ Nebraska ■ National Average ▨ Average among Small-Population States**

* For reporting purposes in this document, a program year starts October 1st and runs through September 30th of the next year. For example, program year 2002-2003 spans October 1, 2002 through September 30, 2003.


** For competitive funding, using Census 2000 population data, each state is compared with its small- (<2 million), medium- (2 to 5.5 million), or large-population (>5.5 million) group.

AmeriCorps* State

Nevada

Contact information:

Nevada Commission for National and
Community Service
90 North Maine Street, Suite 204
Fallon, NV 89406
(775) 423-1461



• Carson City

State Demographics*:

Total population 1,998,527
Median age 35.0 years
Percentage of population
under age 18 25.6%
Percentage of population
age 55 or older. 20.5%

STATE PROFILE

Performance Highlights**

7 programs reporting accomplishments in the following areas:

Education

235 students received instruction in Head Start or kindergarten
3,187 students received tutoring in grades 1-12

Public Safety

972 women benefited from counseling on anti-victimization methods and workshops on domestic violence prevention

Human Needs

216 pregnant women received access to prenatal care, screening, and other health services
16,098 individuals received physical and mental health counseling related to various health and family issues
891 homeless veterans received one-on-one case management services
577 homeless veterans received counseling on job placement, resume writing, and career development

Member Development

24 members trained in citizenship and civic responsibility
143 members received career development training or counseling

Community Strengthening

3,614 individuals participated in 5 environmental service projects
Over 14,000 flyers and pamphlets distributed on Tobacco Prevention, Nutrition, and Nevada Check-up for Kids at 22 health fairs

Environment

2,571 K-12 students attended 87 interpretive environmental educational tours at the Oxbow Nature Study Area
13.9 miles of river restored or conserved
7,650 trees planted following destructive wildfires

** For Nevada, all performance highlights are based on Formula and Competitive subgrantee self-report. These data are submitted to AmeriCorps by the State Commission on the Grantee Progress Report (GPR).

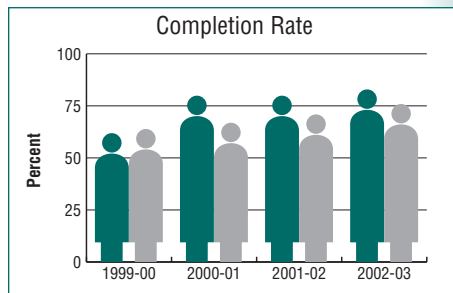
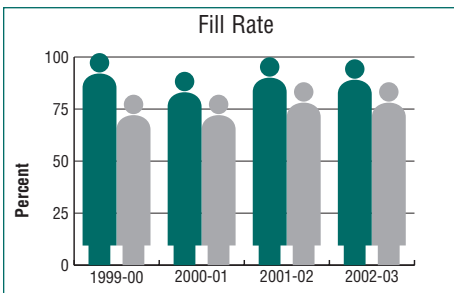
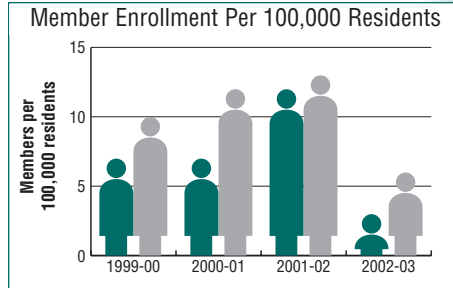
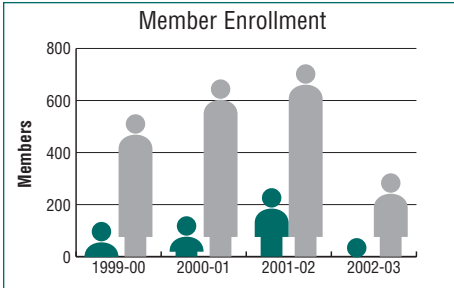
2003 Education Award Usage	Passed State Administrative Standards in 2003	Percentage of State Administrative Standards Passed in 2003
89%	Yes	100%

* Data obtained from U.S. Census Bureau–American Fact Finder (<http://factfinder.census.gov>)
Data set: Census 2000 Summary File 1 (SF1) 100 Percent Data. Geographic Area: Nevada.

AmeriCorps* State

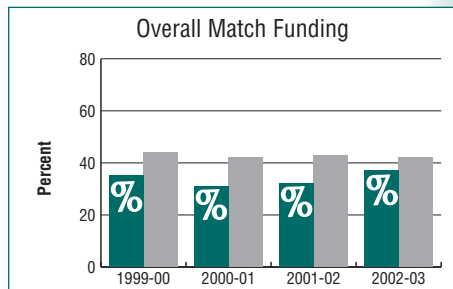
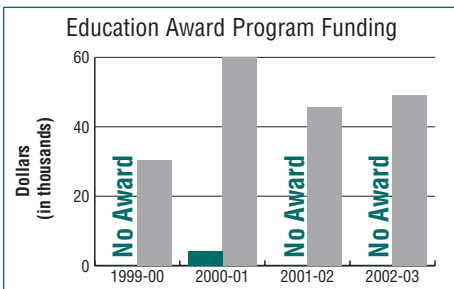
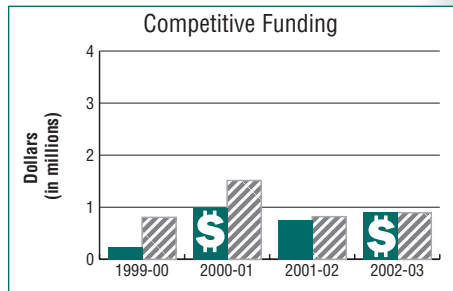
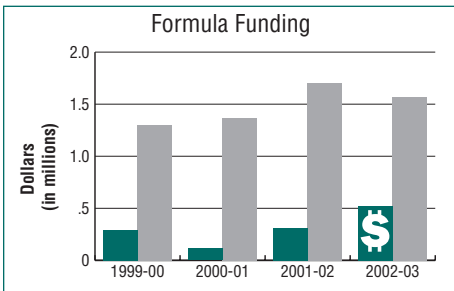
Nevada

Member Information by Program Year*



■ Nevada ■ National Average

State Level Funding by Program Year



■ Nevada ■ National Average ▨ Average among Small-Population States**

* For reporting purposes in this document, a program year starts October 1st and runs through September 30th of the next year. For example, program year 2002-2003 spans October 1, 2002 through September 30, 2003.

** For competitive funding, using Census 2000 population data, each state is compared with its small- (<2 million), medium-(2 to 5.5 million), or large-population (>5.5 million) group.

AmeriCorps* State

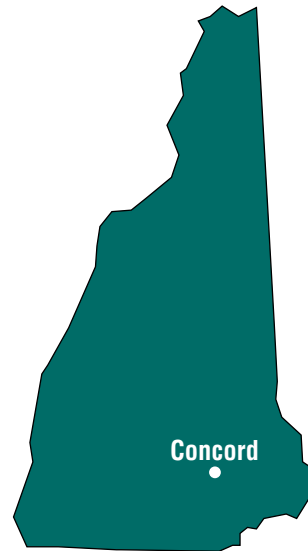
New Hampshire

Contact information:

Volunteer NH!
 117 Pleasant Street
 Dolloff Building
 Concord, NH 03301
 (603) 271-7200

State Demographics*:

Total population 1,235,786
 Median age 37.1 years
 Percentage of population
 under age 18 25.0%
 Percentage of population
 age 55 or older 20.8%



Performance Highlights

As of publication of this report, New Hampshire performance highlights were not available.

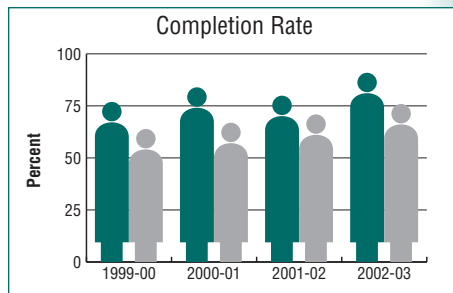
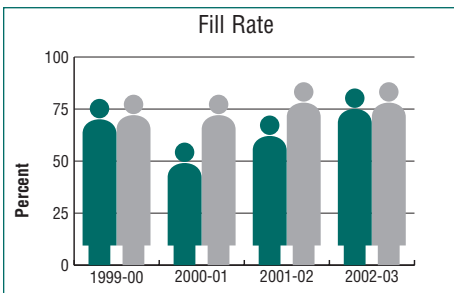
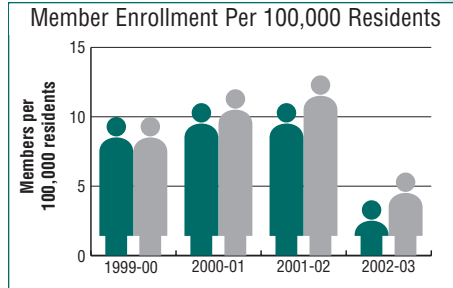
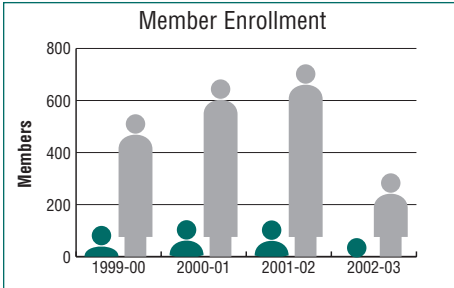
2003 Education Award Usage	Passed State Administrative Standards in 2003	Percentage of State Administrative Standards Passed in 2003
84%	Yes	100%

* Data obtained from U.S. Census Bureau–American Fact Finder (<http://factfinder.census.gov>)
 Data set: Census 2000 Summary File 1 (SF1) 100 Percent Data. Geographic Area: New Hampshire.

AmeriCorps* State

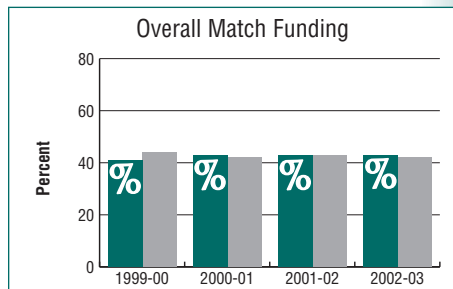
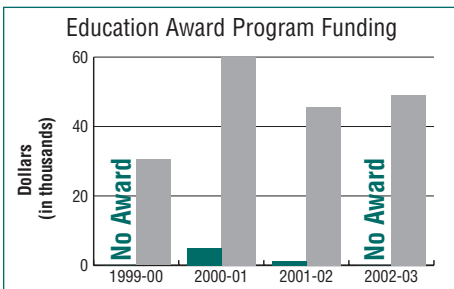
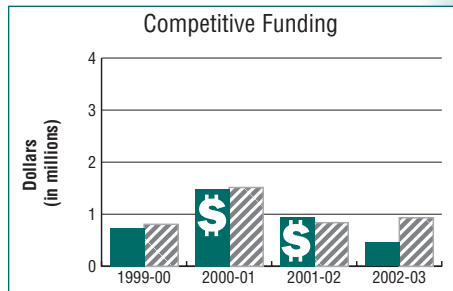
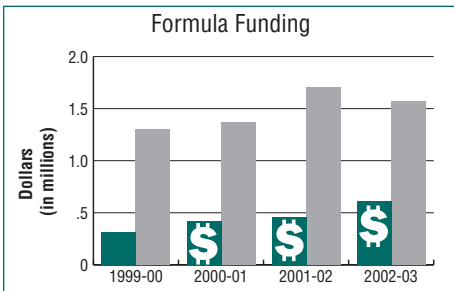
New Hampshire

Member Information by Program Year*



■ New Hampshire ■ National Average

State Level Funding by Program Year



■ New Hampshire ■ National Average ▨ Average among Small-Population States**

* For reporting purposes in this document, a program year starts October 1st and runs through September 30th of the next year. For example, program year 2002-2003 spans October 1, 2002 through September 30, 2003.

** For competitive funding, using Census 2000 population data, each state is compared with its small- (<2 million), medium-(2 to 5.5 million), or large-population (>5.5 million) group.

AmeriCorps* State

New Jersey

Contact information:

New Jersey Commission on National and
Community Service
225 W. State Street, 5th Floor
P.O. Box 459
Trenton, NJ 08625
(609) 633-9629



State Demographics*:

Total population 8,414,350
Median age 36.7 years
Percentage of population
under age 18 24.8%
Percentage of population
age 55 or older. 22.2%

STATE PROFILE

Performance Highlights**

15 programs reporting accomplishments in the following areas:

Education

263 adults and youth received instruction in GED or basic skills development
1,579 students received tutoring in grades 1-12
24,150 students received out-of-class enrichment

Environment

63 clean-ups conducted of rivers, river banks, beaches, and fish habitats, benefiting 15 communities and ecosystems
49,700 seeds and seedlings planted in wild lands or park lands

Public Safety

200 juveniles and 86 program staff benefited from activities related to juvenile offenders and ex-offenders

Member Development

211 members received career development training or counseling
193 members trained in citizenship and civic responsibility

Human Needs

72,419 meals distributed to individuals and families
171 tons of food or clothing packed for food banks and clothing distribution
36 workshops conducted on job development and placement

Community Strengthening

Distributed information on community services at 11 presentations and 74 community outreach activities

** For New Jersey, all performance highlights are based on Formula and Competitive subgrantee self-report. These data are submitted to AmeriCorps by the State Commission on the Grantee Progress Report (GPR).

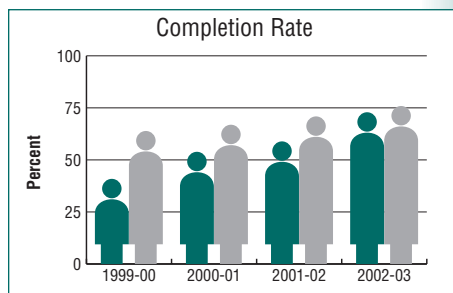
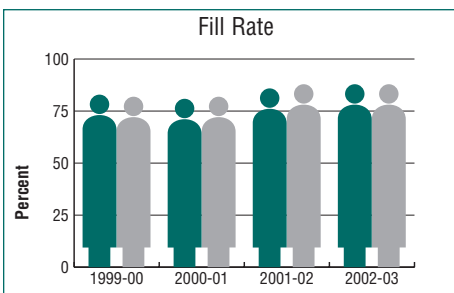
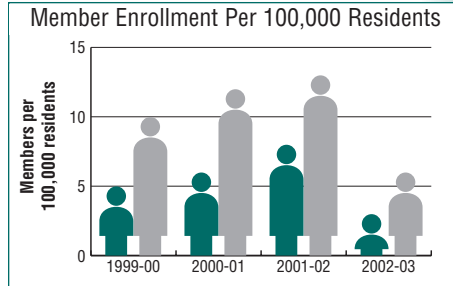
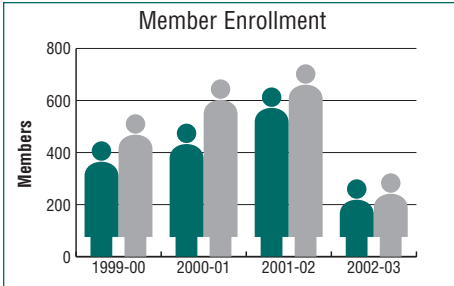
2003 Education Award Usage	Passed State Administrative Standards in 2003	Percentage of State Administrative Standards Passed in 2003
61%	Yes	100%

* Data obtained from U.S. Census Bureau–American Fact Finder (<http://factfinder.census.gov>)
Data set: Census 2000 Summary File 1 (SF1) 100 Percent Data. Geographic Area: New Jersey.

AmeriCorps* State

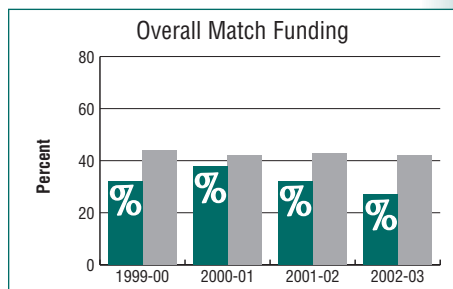
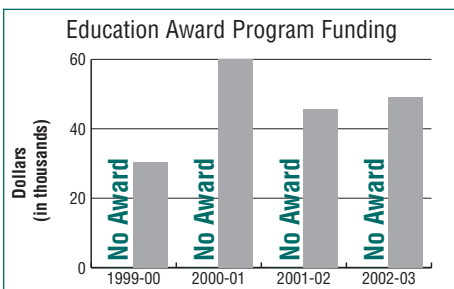
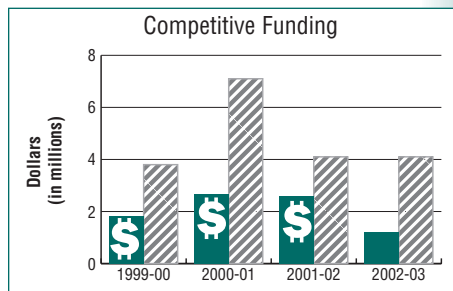
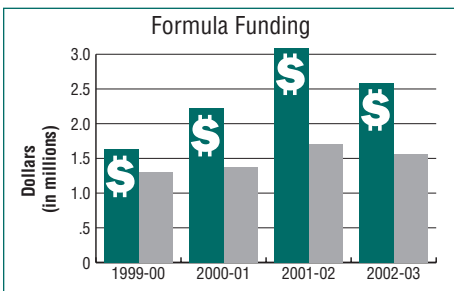
New Jersey

Member Information by Program Year*



■ New Jersey ■ National Average

State Level Funding by Program Year



■ New Jersey ■ National Average ▨ Average among Large-Population States**

* For reporting purposes in this document, a program year starts October 1st and runs through September 30th of the next year. For example, program year 2002-2003 spans October 1, 2002 through September 30, 2003.

** For competitive funding, using Census 2000 population data, each state is compared with its small- (<2 million), medium-(2 to 5.5 million), or large-population (>5.5 million) group.

AmeriCorps* State

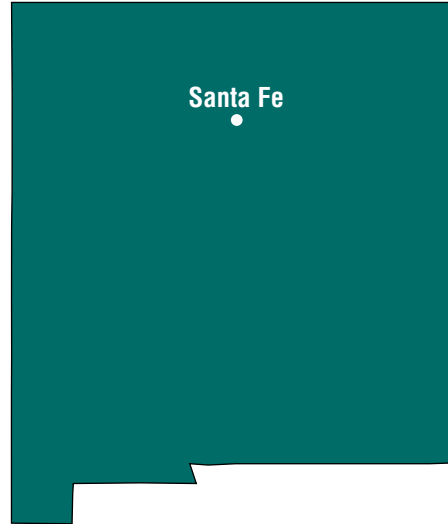
New Mexico

Contact information:

New Mexico Commission for
Community Volunteerism
3401 Pan American Freeway Northeast
Albuquerque, NM 87107
(505) 841-4841

State Demographics:*

Total population 1,819,046
Median age 34.6 years
Percentage of population
under age 18 28.0%
Percentage of population
age 55 or older 20.4%



STATE PROFILE

Performance Highlights**

9 programs reporting accomplishments in the following areas:

Education

400 adults received instruction in GED skills and basic skills development
263 educational workshops or presentations benefiting 1,807 people

Environment

232 acres of habitat restored or conserved
Treatd 125 acres of urban-interface areas to reduce forest fires and improve forest health

Member Development

46 members trained in CPR, first aid, and emergency response
72 members received career development training or counseling, as well as preparation for their post-AmeriCorps job search

Human Needs

300 individuals received substance abuse prevention informational materials
1,791 people received case management for health related issues
77 new or potential homeowners received housing services and loan development
138 homeless families found homes

Public Safety

24,384 individuals participated in after-school sports and violence avoidance activities

Community Strengthening

4 community forestry presentations conducted, benefiting 128 individuals
11 community strengthening events (fatherhood development groups, woman's circle group, etc.)

** For New Mexico, all performance highlights are based on Formula and Competitive subgrantee self-report. These data are submitted to AmeriCorps by the State Commission on the Grantee Progress Report (GPR).

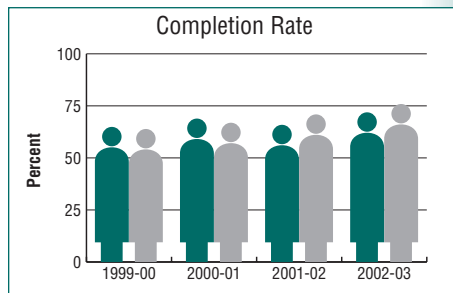
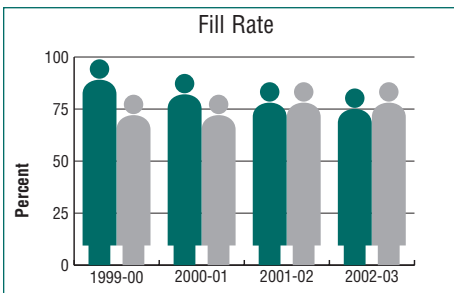
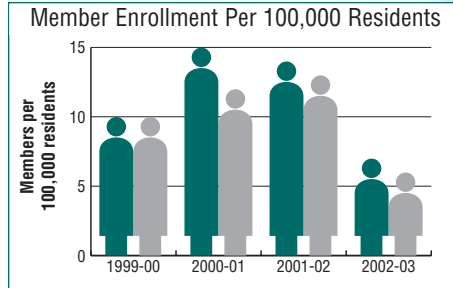
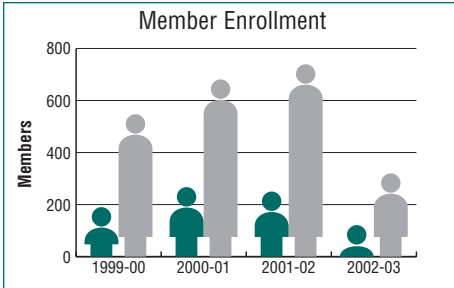
2003 Education Award Usage	Passed State Administrative Standards in 2003	Percentage of State Administrative Standards Passed in 2003
74%	Yes	100%

* Data obtained from U.S. Census Bureau–American Fact Finder (<http://factfinder.census.gov>)
Data set: Census 2000 Summary File 1 (SF1) 100 Percent Data. Geographic Area: New Mexico.

AmeriCorps* State

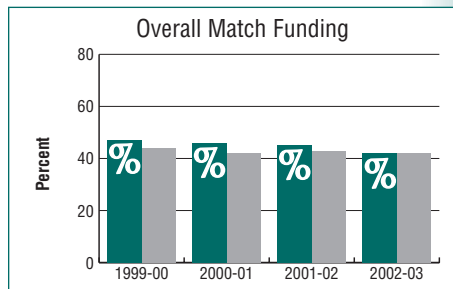
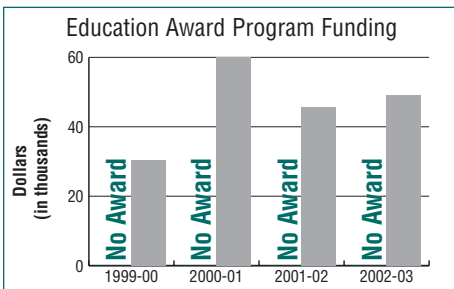
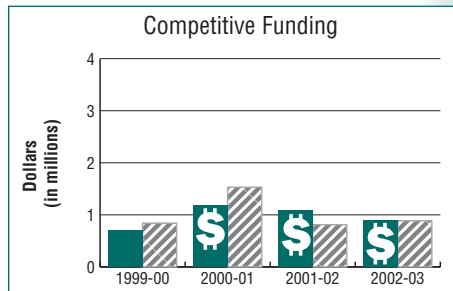
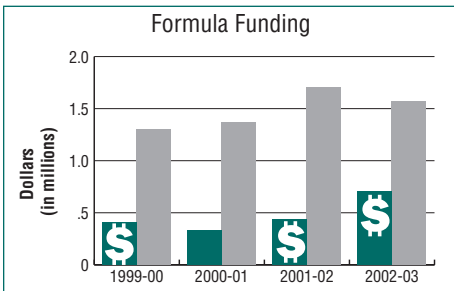
New Mexico

Member Information by Program Year*



■ New Mexico ■ National Average

State Level Funding by Program Year



■ New Mexico ■ National Average ▨ Average among Small-Population States**

* For reporting purposes in this document, a program year starts October 1st and runs through September 30th of the next year. For example, program year 2002-2003 spans October 1, 2002 through September 30, 2003.

** For competitive funding, using Census 2000 population data, each state is compared with its small- (<2 million), medium-(2 to 5.5 million), or large-population (>5.5 million) group.

AmeriCorps* State

New York

Contact information:

New York Commission on National and
Community Service
52 Washington Street, Room 309
Rensselaer, NY 12144
(518) 473-8882

State Demographics:*

Total population 18,976,457
Median age 35.9 years
Percentage of population
under age 18 24.7%
Percentage of population
age 55 or older 21.8%



STATE PROFILE

Performance Highlights**

51 programs reporting accomplishments in the following areas:

Education

18,991 students received tutoring in grades 1-12
785 students participated in service learning and
community activities
4,333 students participated in 112 instructional
support activities and projects
18,204 literacy activities provided, benefiting
16,979 children

Environment

18,999 miles of trail, public park areas, and roads
cleaned up or maintained
682 acres of public lands restored or conserved
50 neighborhood gardens planted

Member Development

627 members received training or counseling in
career development
531 members trained in citizenship and civic
responsibility
356 members received preparation for their post-
AmeriCorps job search

Human Needs

1,017 children and adults transported to medical
appointments
57,644 children and senior citizens received meals
and snacks
58 units of low income housing and housing
constructed for individuals with disabilities or
elderly residents, benefiting 253 individuals
5,800 adolescents at risk of using alcohol, tobacco,
and other drugs participated in service learning and
community education activities

Public Safety

964 individuals received counseling about substance
abuse prevention and related issues
11,104 individuals participated in after-school
sports and violence avoidance activities

Community Strengthening

Members conducted neighborhood watch or
violence prevention patrols

** For New York, all performance highlights are based on Formula, Competitive, and Education Award subgrantee self-report. These data are submitted to AmeriCorps by the State Commission on the Grantee Progress Report (GPR).

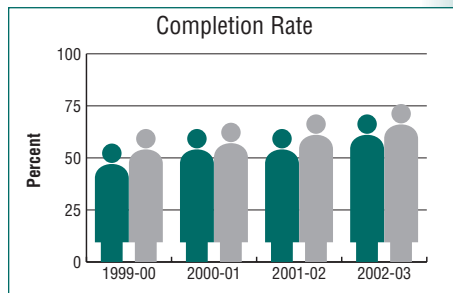
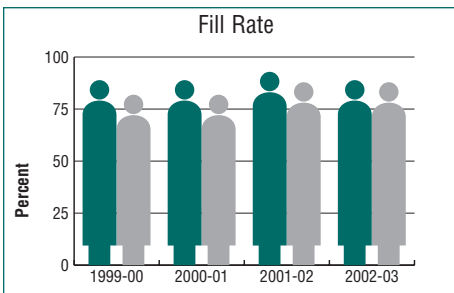
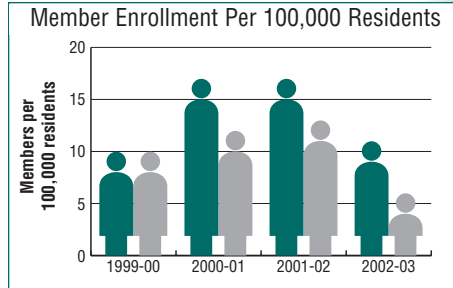
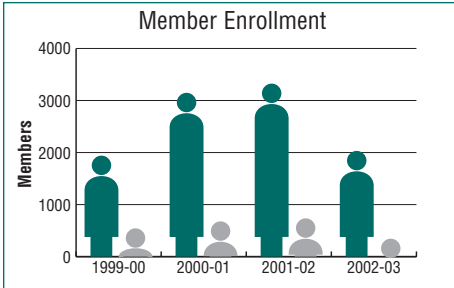
2003 Education Award Usage	Passed State Administrative Standards in 2003	Percentage of State Administrative Standards Passed in 2003
64%	Yes	100%

* Data obtained from U.S. Census Bureau-American Fact Finder (<http://factfinder.census.gov>)
Data set: Census 2000 Summary File 1 (SF1) 100 Percent Data. Geographic Area: New York.

AmeriCorps* State

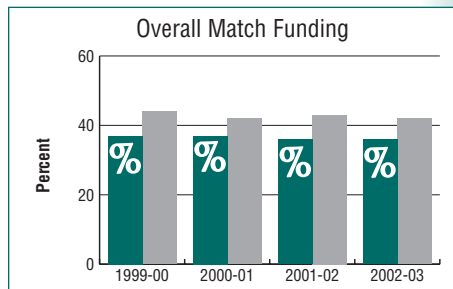
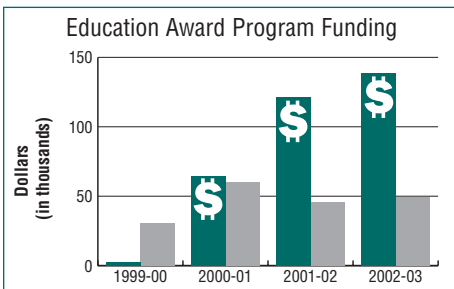
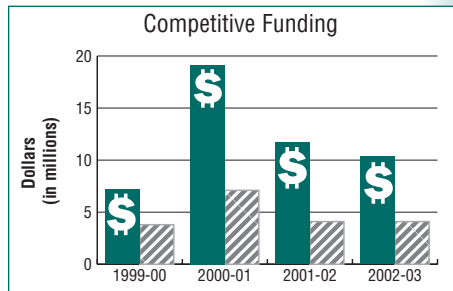
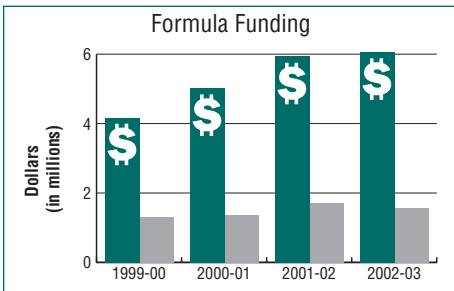
New York

Member Information by Program Year*



■ New York ■ National Average

State Level Funding by Program Year



■ New York ■ National Average ▨ Average among Large-Population States**

* For reporting purposes in this document, a program year starts October 1st and runs through September 30th of the next year. For example, program year 2002-2003 spans October 1, 2002 through September 30, 2003.

** For competitive funding, using Census 2000 population data, each state is compared with its small- (<2 million), medium-(2 to 5.5 million), or large-population (>5.5 million) group.

AmeriCorps* State

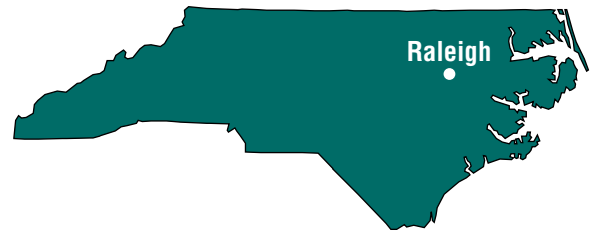
North Carolina

Contact information:

North Carolina Commission on Volunteerism
and Community Service
116 West Jones Street
Raleigh, NC 27603
(919) 715-3470

State Demographics*:

Total population 8,049,313
Median age 35.3 years
Percentage of population
under age 18 24.4%
Percentage of population
age 55 or older 21.0%



STATE PROFILE

Performance Highlights**

14 programs reporting accomplishments in the following areas:

Environment

189 housing units constructed, benefiting 671 individuals

Community Strengthening

59 low-income housing units or housing for elderly residents and individuals with disabilities constructed, benefiting 217 individuals

Member Development

51 members received preparation for their post-AmeriCorps job search
417 members trained in technical skills related to carrying out their assignments

Education

10,507 students received tutoring in grades 1-12
608 students received mentoring or counseling in school success and achievement

Human Needs

8,834 individuals benefited from direct interpretation and translation services for immigrants and refugees with little or no English skills

Public Safety

124 students participated in after-school sports and violence avoidance activities

** For North Carolina, all performance highlights are based on Formula, Competitive and Education Award subgrantee self-report. These data are submitted to AmeriCorps by the State Commission on the Grantee Progress Report (GPR).

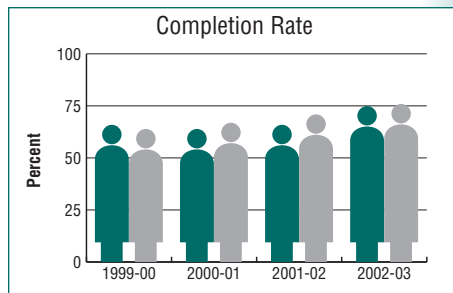
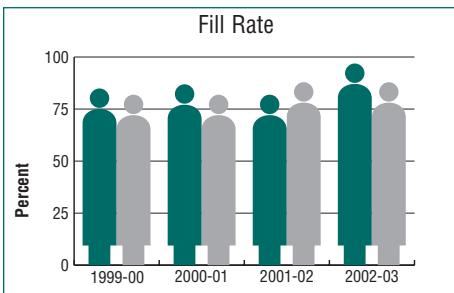
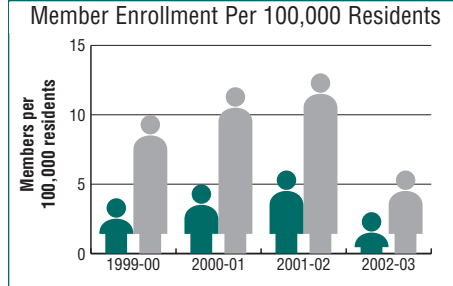
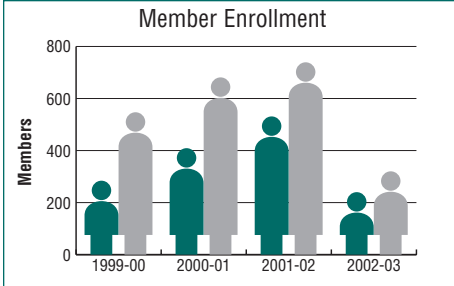
2003 Education Award Usage	Passed State Administrative Standards in 2003	Percentage of State Administrative Standards Passed in 2003
76%	Yes	100%

* Data obtained from U.S. Census Bureau–American Fact Finder (<http://factfinder.census.gov>)
Data set: Census 2000 Summary File 1 (SF1) 100 Percent Data. Geographic Area: North Carolina.

AmeriCorps* State

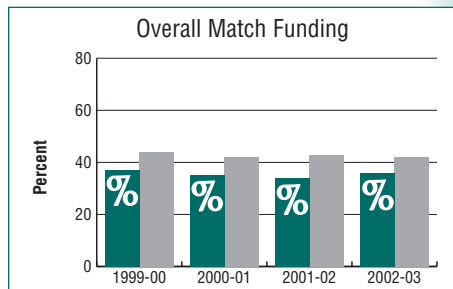
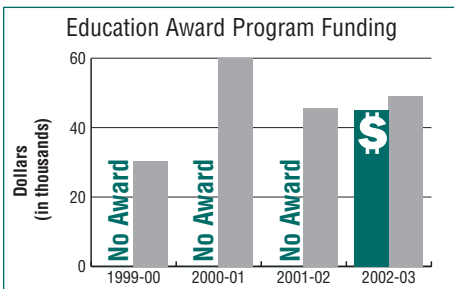
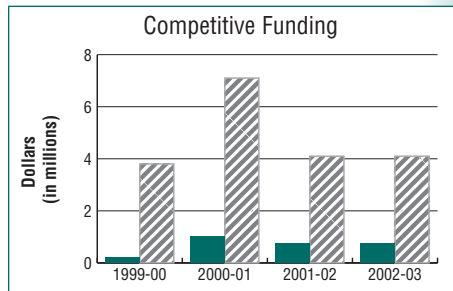
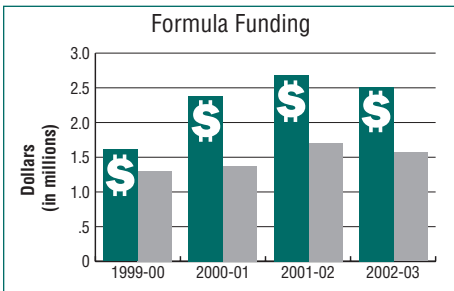
North Carolina

Member Information by Program Year*



■ North Carolina ■ National Average

State Level Funding by Program Year



■ North Carolina ■ National Average ▨ Average among Large-Population States**

* For reporting purposes in this document, a program year starts October 1st and runs through September 30th of the next year. For example, program year 2002-2003 spans October 1, 2002 through September 30, 2003.


** For competitive funding, using Census 2000 population data, each state is compared with its small- (<2 million), medium- (2 to 5.5 million), or large-population (>5.5 million) group.

AmeriCorps* State

North Dakota

Contact information:

North Dakota State Commission on
National and Community Service
1600 East Century Avenue, Suite 2
P.O. Box 2057
Bismarck, ND 58502
(701) 328-5345



State Demographics*:

Total population 642,200
Median age 36.2 years
Percentage of population
under age 18 25.0%
Percentage of population
age 55 or older. 23.0%

STATE PROFILE

Performance Highlights**

North Dakota was not required to submit a Grantee Progress Report to AmeriCorps in program year 2002-2003, and no performance highlight data are available.

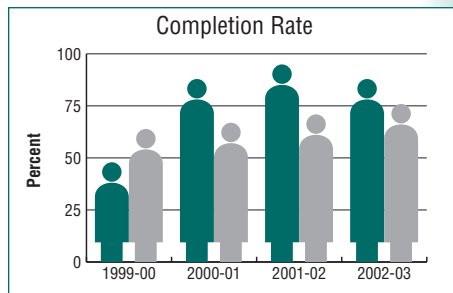
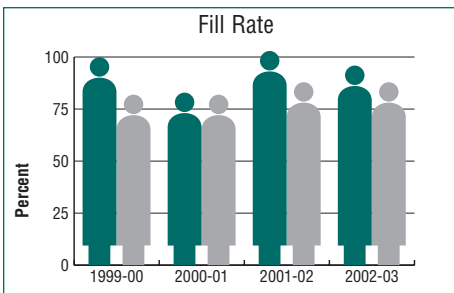
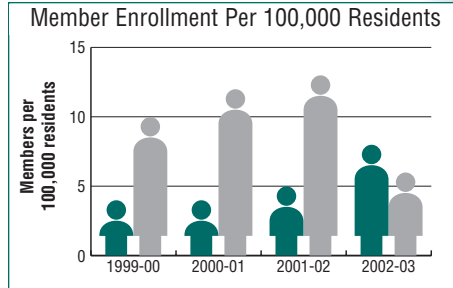
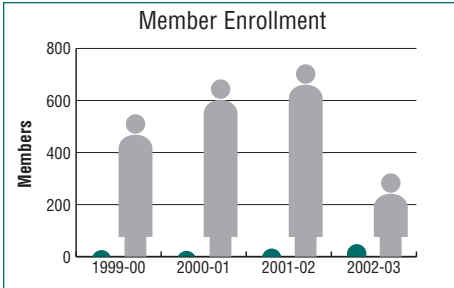
2003 Education Award Usage	Passed State Administrative Standards in 2003	Percentage of State Administrative Standards Passed in 2003
Not reported	Not required	Not required

* Data obtained from U.S. Census Bureau–American Fact Finder (<http://factfinder.census.gov>)
Data set: Census 2000 Summary File 1 (SF1) 100 Percent Data. Geographic Area: North Dakota.

AmeriCorps* State

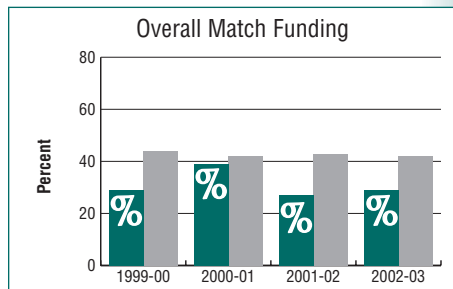
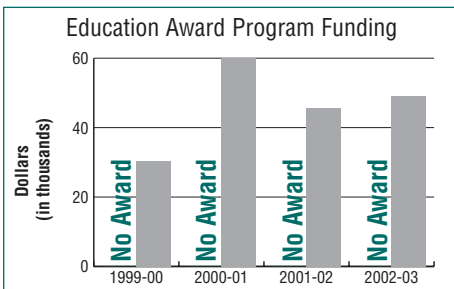
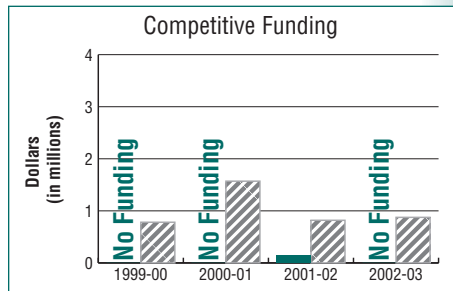
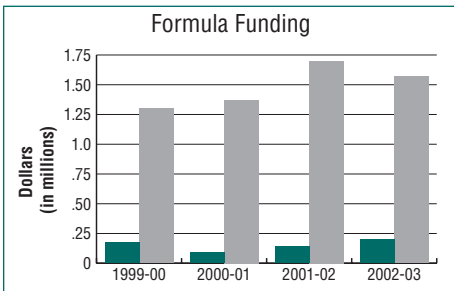
North Dakota

Member Information by Program Year*



■ North Dakota ■ National Average

State Level Funding by Program Year



■ North Dakota ■ National Average ▨ Average among Small-Population States**

* For reporting purposes in this document, a program year starts October 1st and runs through September 30th of the next year. For example, program year 2002-2003 spans October 1, 2002 through September 30, 2003.

** For competitive funding, using Census 2000 population data, each state is compared with its small- (<2 million), medium- (2 to 5.5 million), or large-population (>5.5 million) group.

AmeriCorps* State

Ohio

Contact information:

Governor's Community Service Council
 51 North High Street
 Suite 800
 Columbus, OH 43215
 (614) 718-2916



State Demographics:*

Total population 11,353,140
 Median age 36.2 years
 Percentage of population
 under age 18 25.4%
 Percentage of population
 age 55 or older 22.2%

STATE PROFILE

Performance Highlights**

32 programs reporting accomplishments in the following areas:

Education

10,538 students received tutoring in grades 1-12
 1,514 students benefited from support services in
 the classroom, after school, or during the summer
 months
 686 adults received instruction in GED or basic
 skills development

Environment

12 buildings had environmental risks eliminated or
 abated
 1,700 pounds of trash collected and neighborhood
 clean-ups conducted

Community Strengthening

1,233 individuals received community newsletters
 informing them of community services and events

Human Needs

364 housing units constructed, rehabilitated, or
 repaired, benefiting 4,490 individuals
 781 individuals received assistance in obtaining
 emergency money to maintain housing
 786 youth in homeless shelters received targeted
 services such as referrals to support services,
 mentoring, and facilitating access to medical pro-
 viders

Public Safety

9,246 youth received conflict resolution training

Member Development

110 members received career development training
 207 members trained in citizenship and career
 development

** For Ohio, all performance highlights are based on Formula, Competitive, and Education Award subgrantee self-report. These data are submitted to AmeriCorps by the State Commission on the Grantee Progress Report (GPR).

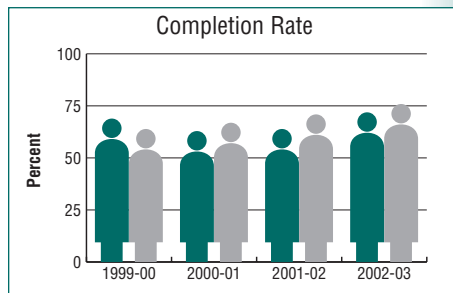
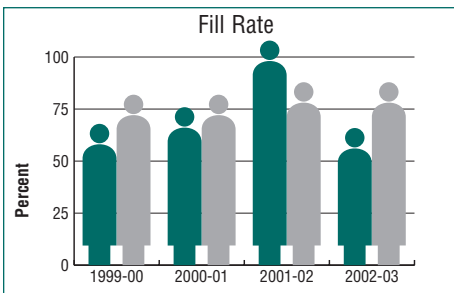
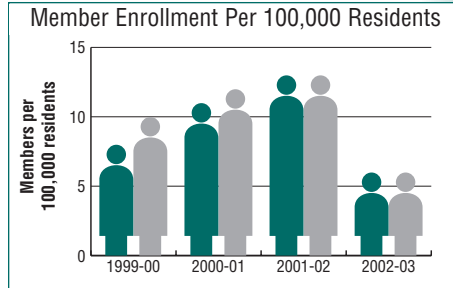
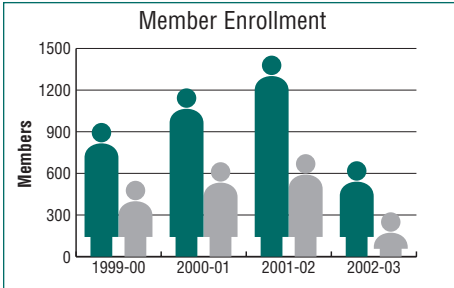
2003 Education Award Usage	Passed State Administrative Standards in 2003	Percentage of State Administrative Standards Passed in 2003
87%	Yes	100%

* Data obtained from U.S. Census Bureau–American Fact Finder (<http://factfinder.census.gov>)
 Data set: Census 2000 Summary File 1 (SF1) 100 Percent Data. Geographic Area: Ohio.

AmeriCorps* State

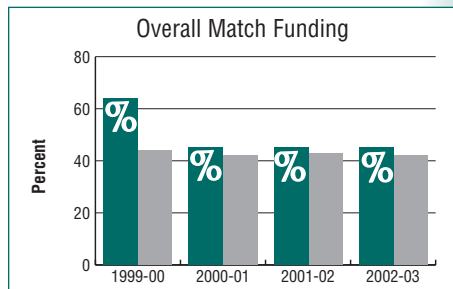
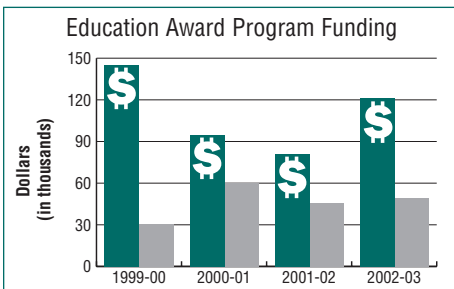
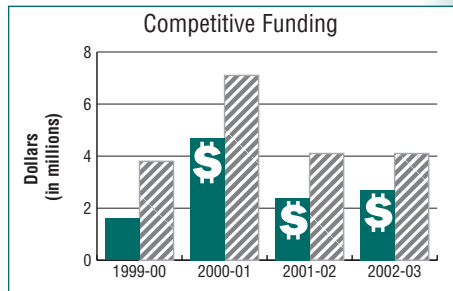
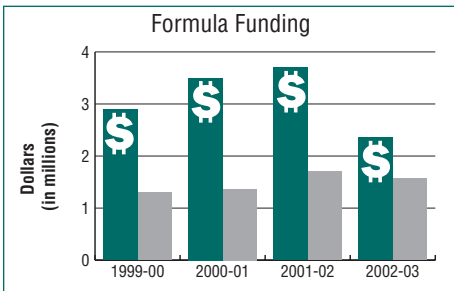
Ohio

Member Information by Program Year*



■ Ohio ■ National Average

State Level Funding by Program Year



■ Ohio ■ National Average ▨ Average among Large-Population States**

* For reporting purposes in this document, a program year starts October 1st and runs through September 30th of the next year. For example, program year 2002-2003 spans October 1, 2002 through September 30, 2003.

** For competitive funding, using Census 2000 population data, each state is compared with its small- (<2 million), medium- (2 to 5.5 million), or large-population (>5.5 million) group.

AmeriCorps* State

Oklahoma

Contact information:

Oklahoma Community Service Commission
 1401 N. Lincoln Blvd.
 Oklahoma City, OK 73104
 (405) 235-7278

State Demographics*:

Total population 3,450,654
 Median age 35.5 years
 Percentage of population
 under age 18 25.9%
 Percentage of population
 age 55 or older. 22.4%



STATE PROFILE

Performance Highlights**

12 programs reporting accomplishments in the following areas:

Education

5,632 students received tutoring in grades 1-12
 6,293 students participated in 1,977 out-of-class enrichment sessions

Human Needs

188 individuals received independent living assistance
 901 individuals received counseling in job development and placement

Member Development

574 members trained in technical skills related to carrying out their assignments
 62 members received preparation for their post-AmeriCorps job search

Environment

15 low-income housing or housing constructed and completed for individuals with disabilities and elderly residents, benefiting 36 individuals
 25 community projects completed such as removal of excess timber, landscaping, constructing trails for hiking and biking, building a disabled-accessible gazebo, and improving playground equipment

Community Strengthening

1,481 patrol groups conducted neighborhood watch or violence prevention patrols, benefiting 3,430 individuals
 17 presentations conducted to inform citizens of community services, benefiting 258 individuals

** For Oklahoma, all performance highlights are based on Formula and Competitive subgrantee self-report. These data are submitted to AmeriCorps by the State Commission on the Grantee Progress Report (GPR).

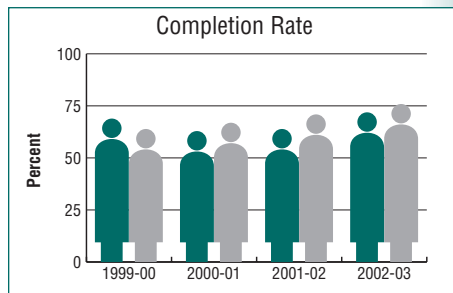
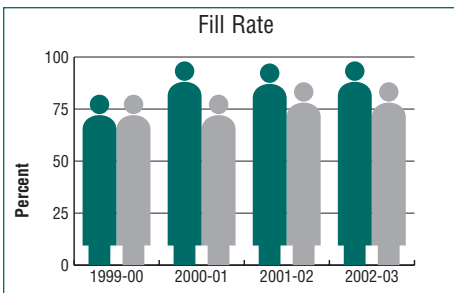
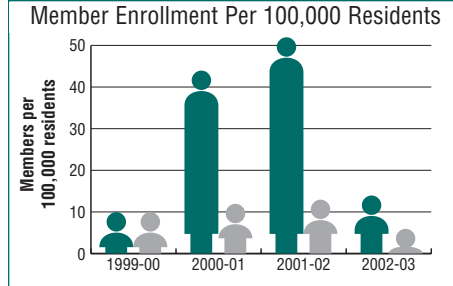
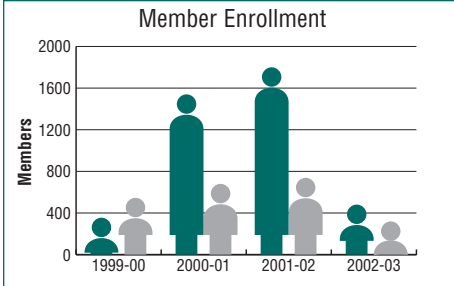
2003 Education Award Usage	Passed State Administrative Standards in 2003	Percentage of State Administrative Standards Passed in 2003
71%	Yes	100%

* Data obtained from U.S. Census Bureau–American Fact Finder (<http://factfinder.census.gov>)
 Data set: Census 2000 Summary File 1 (SF1) 100 Percent Data. Geographic Area: Oklahoma.

AmeriCorps* State

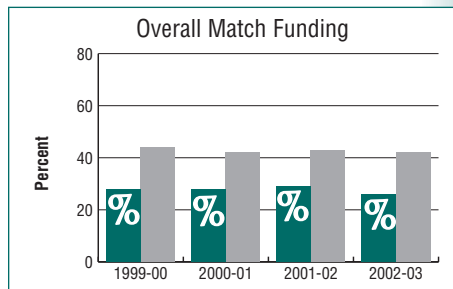
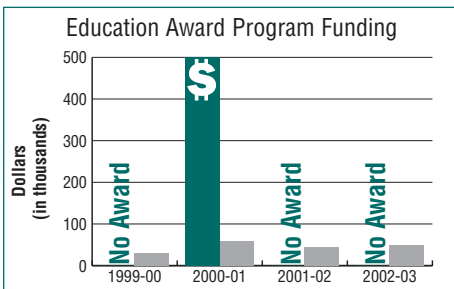
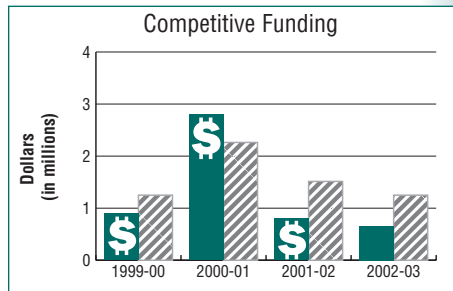
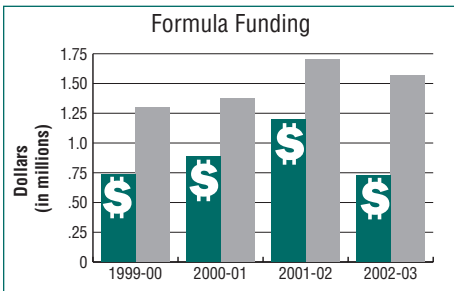
Oklahoma

Member Information by Program Year*



■ Oklahoma ■ National Average

State Level Funding by Program Year



■ Oklahoma ■ National Average ▨ Average among Medium-Population States**

* For reporting purposes in this document, a program year starts October 1st and runs through September 30th of the next year. For example, program year 2002-2003 spans October 1, 2002 through September 30, 2003.

** For competitive funding, using Census 2000 population data, each state is compared with its small- (<2 million), medium-(2 to 5.5 million), or large-population (>5.5 million) group.

AmeriCorps* State

Oregon

Contact information:

Oregon Commission on Voluntary
Action and Service
CSC/PSU AT&T 850
P.O. Box 751
Portland, OR 97207
(503) 725-5903



State Demographics:*

Total population 3,421,399
Median age 36.3 years
Percentage of population
under age 18 24.7%
Percentage of population
age 55 or older. 21.7%

STATE PROFILE

Performance Highlights**

5 programs reporting accomplishments in the following areas:

Education

7,000 students benefited from updating two high school Career Centers with college, military, apprenticeship, and trade school information
1,056 junior and senior high school students received information and referrals regarding scholarships and college applications

Community Strengthening

4,328 materials distributed to promote awareness of domestic and sexual violence
1,057 community residents benefited from planting neighborhood gardens

Human Needs

1,854 students in grades 6-12 participated in activities focused on increasing their knowledge of teen pregnancy prevention and peer pressure
3,940 individuals received employment support, food resources, and links to social and community resources

Public Safety

186 disaster safety presentations conducted, benefiting 1,294 individuals
76 victims assisted in filing temporary restraining orders
7,579 individuals received counseling or training through 317 violence prevention presentations

Environment

3 miles of river conserved, benefiting 4 threatened native fish species
4,995 trees planted in park lands
43 sites assessed and monitored in 16 watersheds
911 pounds of garden produce grown and distributed

Member Development

43 members received training and leadership opportunities to increase their commitment to civic involvement
87 members trained in technical skills related to carrying out their assignments

** For Oregon, all performance highlights are based on Formula and Competitive subgrantee self-report. These data are submitted to AmeriCorps by the State Commission on the Grantee Progress Report (GPR).

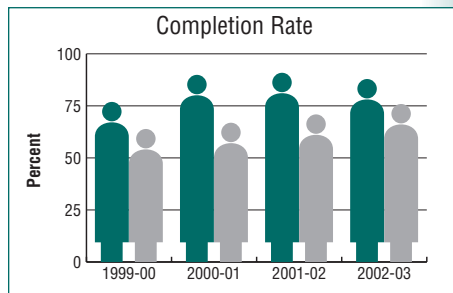
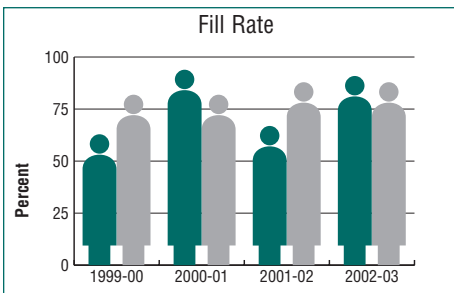
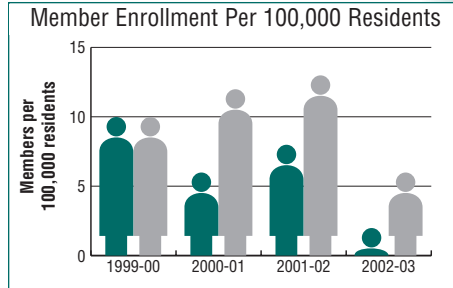
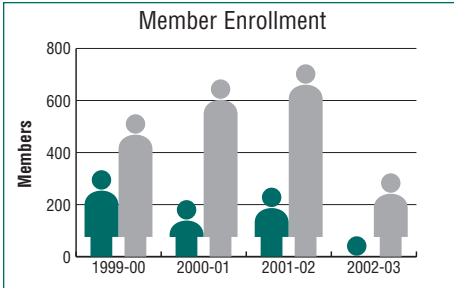
2003 Education Award Usage	Passed State Administrative Standards in 2003	Percentage of State Administrative Standards Passed in 2003
84%	Yes	100%

* Data obtained from U.S. Census Bureau-American Fact Finder (<http://factfinder.census.gov>)
Data set: Census 2000 Summary File 1 (SF1) 100 Percent Data. Geographic Area: Oregon.

AmeriCorps* State

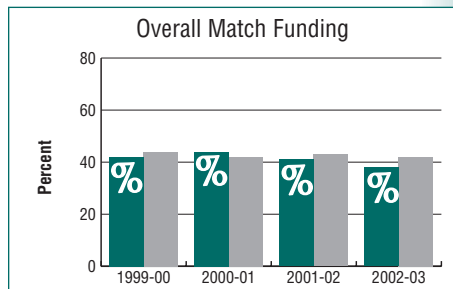
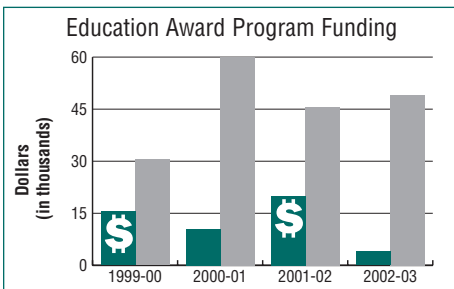
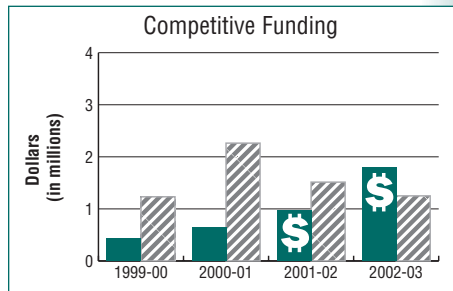
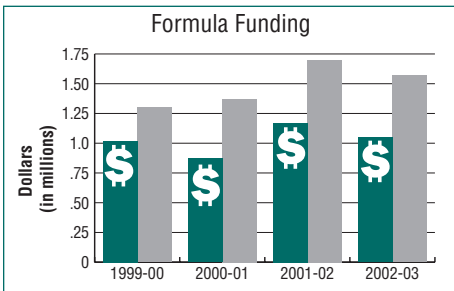
Oregon

Member Information by Program Year*



■ Oregon ■ National Average

State Level Funding by Program Year



■ Oregon ■ National Average ▨ Average among Medium-Population States**

* For reporting purposes in this document, a program year starts October 1st and runs through September 30th of the next year. For example, program year 2002-2003 spans October 1, 2002 through September 30, 2003.


** For competitive funding, using Census 2000 population data, each state is compared with its small- (<2 million), medium-(2 to 5.5 million), or large-population (>5.5 million) group.

AmeriCorps* State

Pennsylvania

Contact information:

Pennsylvania Commission on National and
Community Service (Penn SERVE)
1306 Labor and Industry Building
Harrisburg, PA 17120
(717) 787-1971



STATE PROFILE

State Demographics:*

Total population 12,281,054
Median age 38.0 years
Percentage of population
under age 18 23.8%
Percentage of population
age 55 or older 24.8%

Performance Highlights**

13 programs reporting accomplishments in the following areas:

Education

14,582 students received tutoring in grades 1-12
77 preschool children received school readiness
activities
371 at-risk youth received mentoring

Environment

19 vacant lots cleared, benefiting 9,500 community
residents
1,461 miles of trail or roads maintained or cleaned up

Member Development

605 members trained in technical skills related to
carrying out their assignments
300 members trained in citizenship and civic
responsibility

Human Needs

Over 100 adults or children received transportation
for 1,710 trips in support of human needs activities
Over 6,800 citizens received specific support or
had needs assessed from agencies in the areas of
domestic violence, foster care, mental health needs,
and housing for homeless veterans

Public Safety

4,126 community members attended after-school
sports or violence avoidance activities

Community Strengthening

75 anti-violence presentations conducted, benefiting
1,277 community residents

** For Pennsylvania, all performance highlights are based on Formula, Competitive, and Education Award subgrantee self-report. These data are submitted to AmeriCorps by the State Commission on the Grantee Progress Report (GPR).

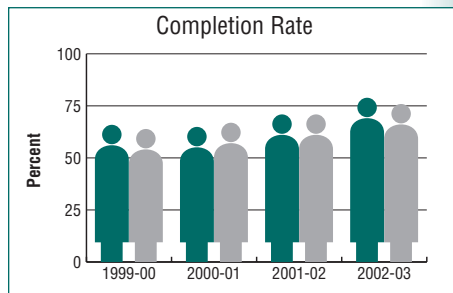
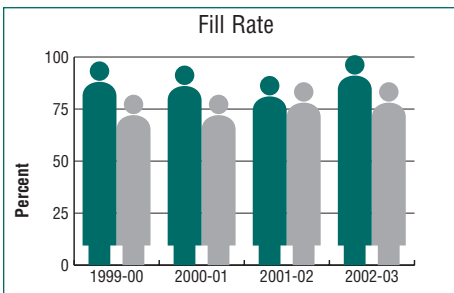
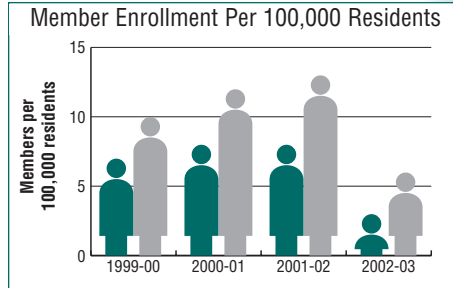
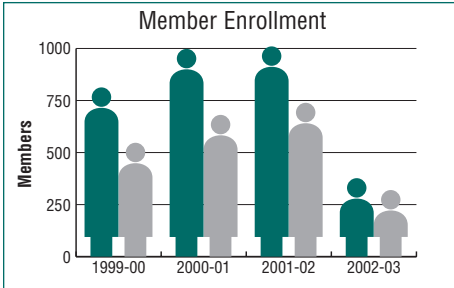
2003 Education Award Usage	Passed State Administrative Standards in 2003	Percentage of State Administrative Standards Passed in 2003
76%	Yes	100%

* Data obtained from U.S. Census Bureau–American Fact Finder (<http://factfinder.census.gov>)
Data set: Census 2000 Summary File 1 (SF1) 100 Percent Data. Geographic Area: Pennsylvania.

AmeriCorps* State

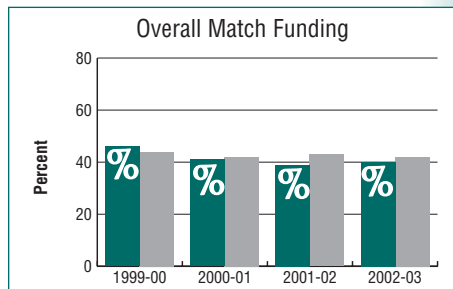
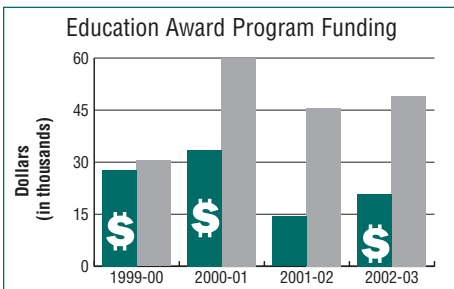
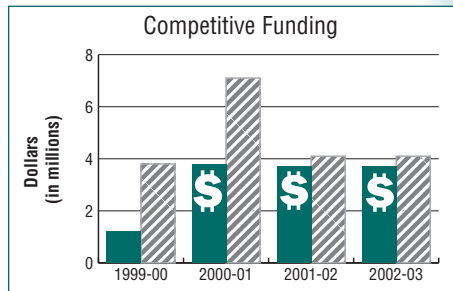
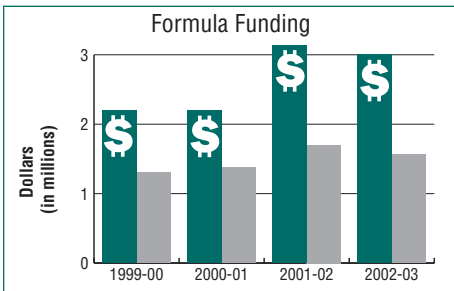
Pennsylvania

Member Information by Program Year*



■ Pennsylvania ■ National Average

State Level Funding by Program Year



■ Pennsylvania ■ National Average ▨ Average among Large-Population States**

* For reporting purposes in this document, a program year starts October 1st and runs through September 30th of the next year. For example, program year 2002-2003 spans October 1, 2002 through September 30, 2003.

** For competitive funding, using Census 2000 population data, each state is compared with its small- (<2 million), medium- (2 to 5.5 million), or large-population (>5.5 million) group.

AmeriCorps* State

Puerto Rico

Contact information:

Puerto Rico Commission on Community Service and Social Action
 P.R. Department of Education
 Cesar Gonzalez Ave. and Calef Street
 Hato Rey, PR 00919
 (787) 759-2000 Ext. 217



State Demographics*:

Total population 3,808,610
 Median age Not available
 Percentage of population
 age 14 and under 27.2%†
 Percentage of population
 age 60 and older 13.2%†

STATE PROFILE

Performance Highlights**

10 programs reporting accomplishments in the following areas:

Education

410 students received tutoring in grades 1-6; an additional 1,972 students received tutoring during the summer

Member Development

Members trained in CPR and first aid
 Members trained in effective communication, leadership, teamwork, and effective performance of service

Community Strengthening

Members provided toys, clothes, and recreational activities to foster homes
 Habitat for Humanity housing project helped to relocate residents

Environment

School students participated in increasing environmental awareness for families from low-income communities
 500 individuals in 14 communities benefited from developing community environmental clubs to work on beautification of neighborhoods

Human Needs

Life skills workshop and recreational activities offered to runaway and homeless youth
 Adult and elderly residents offered clinic for high blood pressure improvement
 33 low-income elderly families had homes renovated

** For Puerto Rico, all performance highlights are based on Formula and Competitive subgrantee self-report. These data are submitted to AmeriCorps by the State Commission on the Grantee Progress Report (GPR).

2003 Education Award Usage	Passed State Administrative Standards in 2003	Percentage of State Administrative Standards Passed in 2003
57%	No	65%

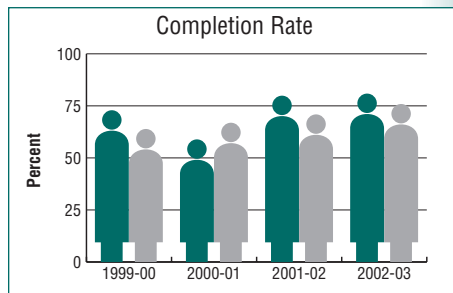
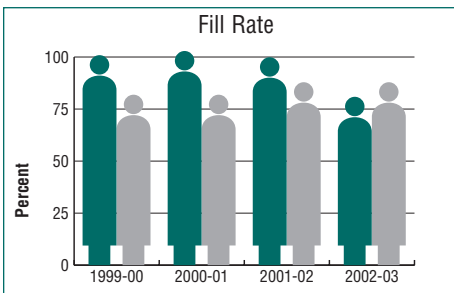
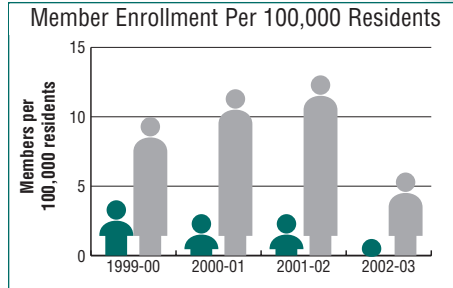
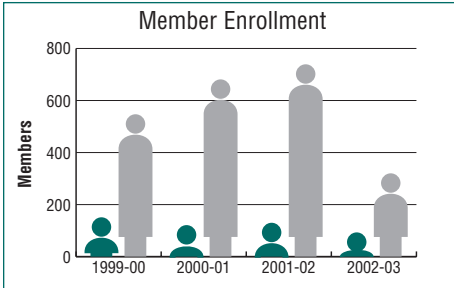
* Data obtained from U.S. Census Bureau–American Fact Finder (<http://factfinder.census.gov>)

† Data obtained from United Nations Statistics Division–Common Database. (<http://unstats.un.org/unsd/default.htm>)

AmeriCorps* State

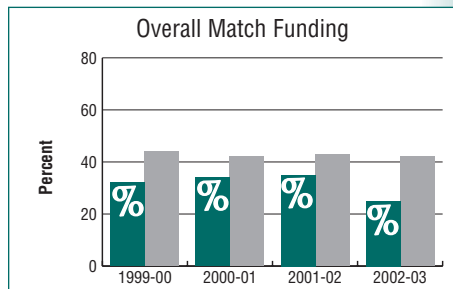
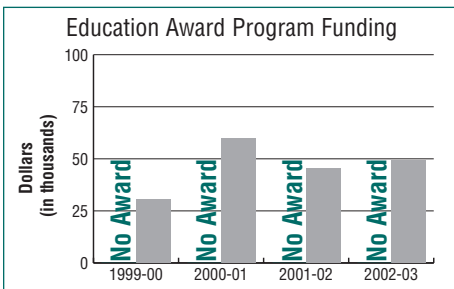
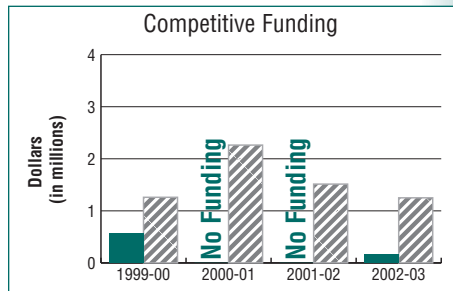
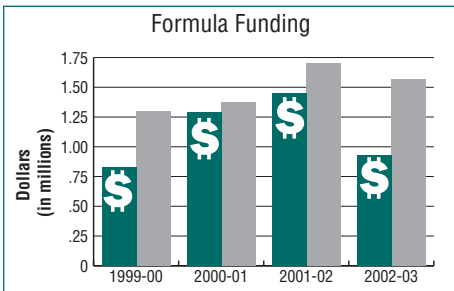
Puerto Rico

Member Information by Program Year*



■ Puerto Rico ■ National Average

State Level Funding by Program Year



■ Puerto Rico ■ National Average ▨ Average among Medium-Population States**

* For reporting purposes in this document, a program year starts October 1st and runs through September 30th of the next year. For example, program year 2002-2003 spans October 1, 2002 through September 30, 2003.

** For competitive funding, using Census 2000 population data, each state is compared with its small (<2 million), medium-(2 to 5.5 million), or large-population (>5.5 million) group.

AmeriCorps* State

Rhode Island

Contact information:

Rhode Island Service Alliance
 P.O. Box 72822
 Providence, RI 02907
 (401) 331-2298

State Demographics*:

Total population 1,048,319
 Median age 36.7 years
 Percentage of population
 under age 18 23.6%
 Percentage of population
 age 55 or older. 23.0%



STATE PROFILE

Performance Highlights**

12 programs reporting accomplishments in the following areas:

Community Strengthening

20 information sessions offered to 490 parents of public school students
 74 staff members trained from 10 community centers
 2 Family Nights held for children and their parents at the Providence Children's Museum
 Over 10 major exhibits reflective of the underserved communities organized by International Gallery AmeriCorps members to increase appreciation and understanding of art, history, and cultural diversity

Member Development

167 members received training in learning theory and informal education techniques, leadership and citizenship skills, and professional values and skills

Education

3,802 urban school students participated in creating a community garden and developing a partnership between a rural elementary school and neighborhood senior center
 656 children/youth and 300 adults/seniors received art education-related services
 284 children benefited from learning clubs operating out of 15 different community centers
 811 elementary school children attended eight full-day camps during school vacation weeks
 784 students participated in study-skills programs

** For Rhode Island, all performance highlights are based on Formula, Competitive, and Education Award subgrantee self-report. These data are submitted to AmeriCorps by the State Commission on the Grantee Progress Report (GPR).

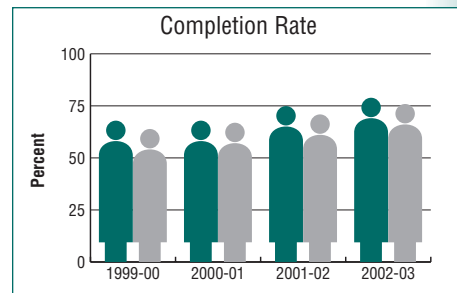
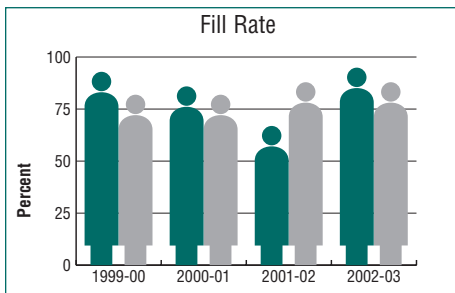
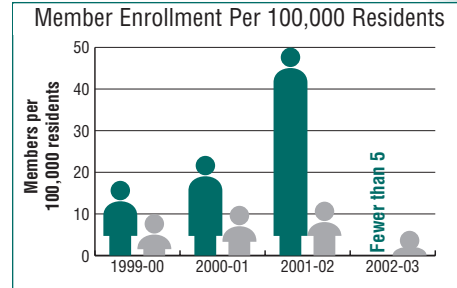
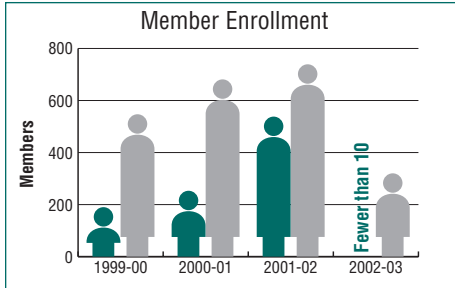
2003 Education Award Usage	Passed State Administrative Standards in 2003	Percentage of State Administrative Standards Passed in 2003
76%	Yes	100%

* Data obtained from U.S. Census Bureau-American Fact Finder (<http://factfinder.census.gov>)
 Data set: Census 2000 Summary File 1 (SF1) 100 Percent Data. Geographic Area: Rhode Island.

AmeriCorps* State

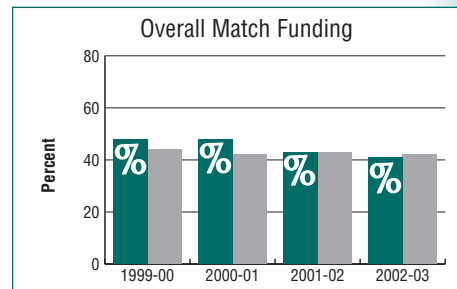
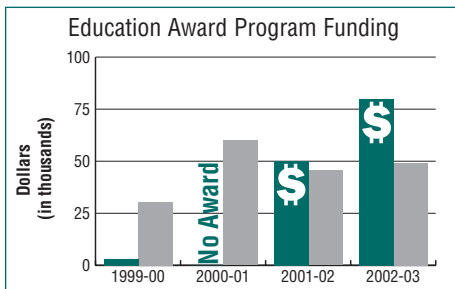
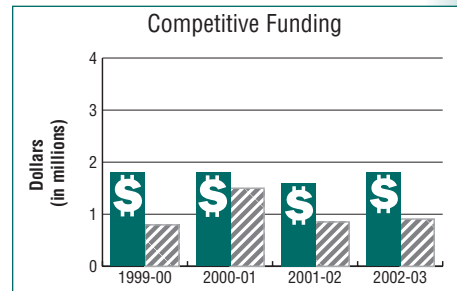
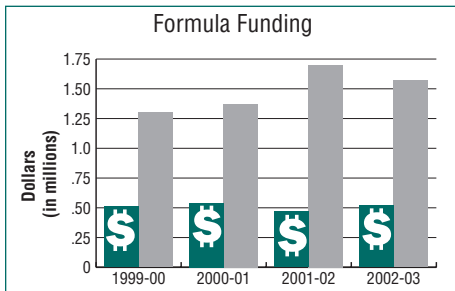
Rhode Island

Member Information by Program Year*



■ Rhode Island ■ National Average

State Level Funding by Program Year



■ Rhode Island ■ National Average ▨ Average among Small-Population States**

* For reporting purposes in this document, a program year starts October 1st and runs through September 30th of the next year. For example, program year 2002-2003 spans October 1, 2002 through September 30, 2003.

** For competitive funding, using Census 2000 population data, each state is compared with its small- (<2 million), medium- (2 to 5.5 million), or large-population (>5.5 million) group.

AmeriCorps* State

South Carolina

Contact information:

South Carolina Commission for National and
Community Service
3710 Landmark Drive, Suite 200
Columbia, SC 29204
(803) 734-4792



STATE PROFILE

State Demographics*:

Total population 4,012,012
Median age 35.4 years
Percentage of population
under age 18 25.2%
Percentage of population
age 55 or older 21.4%

Performance Highlights**

9 programs reporting accomplishments in the following areas:

Education

886 students received tutoring in grades 1-12
12 in-class enrichment sessions (speakers,
presentations) provided, benefiting 465 students
146 parents or families received parenting skills
development

Member Development

57 members trained in life skills, such as
organizational skills, problem solving, team work,
and leadership skills
16 members trained in CPR, first aid, and
emergency response

Community Strengthening

More than 20 organized service days provided for
the community
75 volunteers worked on building interagency
collaborations

** For South Carolina, all performance highlights are based on Formula and Competitive subgrantee self-report. These data are submitted to AmeriCorps by the State Commission on the Grantee Progress Report (GPR).

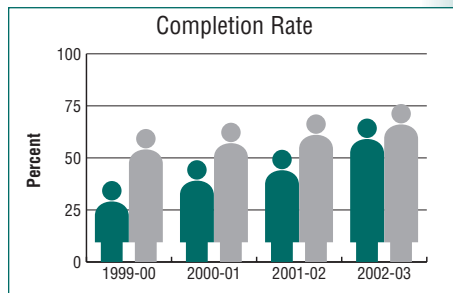
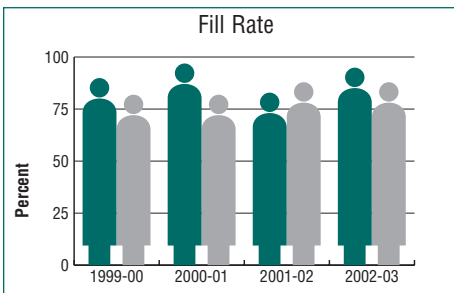
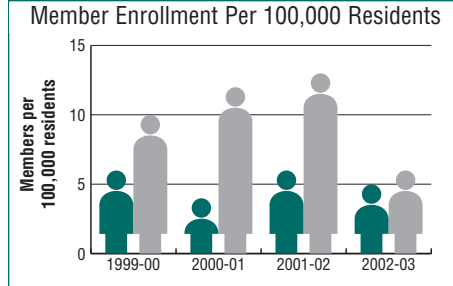
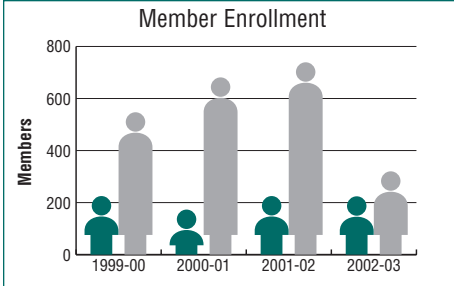
2003 Education Award Usage	Passed State Administrative Standards in 2003	Percentage of State Administrative Standards Passed in 2003
83%	Yes	100%

* Data obtained from U.S. Census Bureau–American Fact Finder (<http://factfinder.census.gov>)
Data set: Census 2000 Summary File 1 (SF1) 100 Percent Data. Geographic Area: South Carolina.

AmeriCorps* State

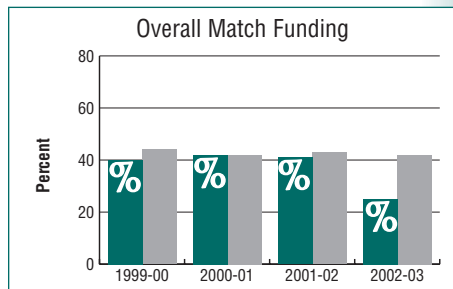
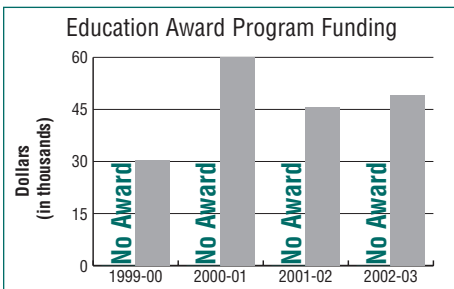
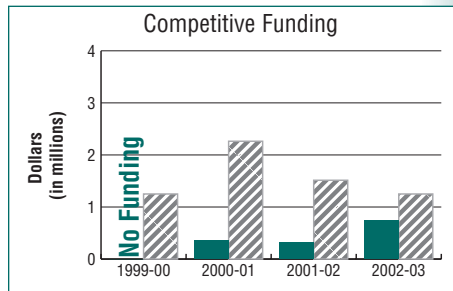
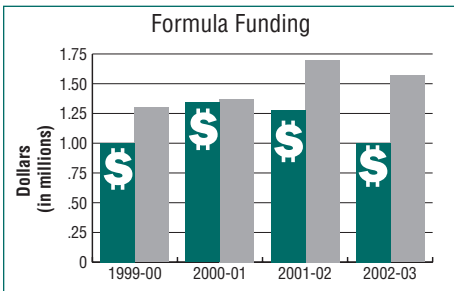
South Carolina

Member Information by Program Year*



■ South Carolina ■ National Average

State Level Funding by Program Year



■ South Carolina ■ National Average ▨ Average among Medium-Population States**

* For reporting purposes in this document, a program year starts October 1st and runs through September 30th of the next year. For example, program year 2002-2003 spans October 1, 2002 through September 30, 2003.


** For competitive funding, using Census 2000 population data, each state is compared with its small- (<2 million), medium-(2 to 5.5 million), or large-population (>5.5 million) group.

AmeriCorps* State

South Dakota

Contact information:

Corporation for National and Community
Service–South Dakota
225 S. Pierre Street #225
Pierre, SD 57501
(605) 224-5996



STATE PROFILE

State Demographics:*

Total population 754,844
Median age 35.6 years
Percentage of population
under age 18 26.8%
Percentage of population
age 55 or older. 22.6%

Performance Highlights

South Dakota was not required to submit a Grantee Progress Report to AmeriCorps in program year 2002-2003, and no performance highlight data are available.

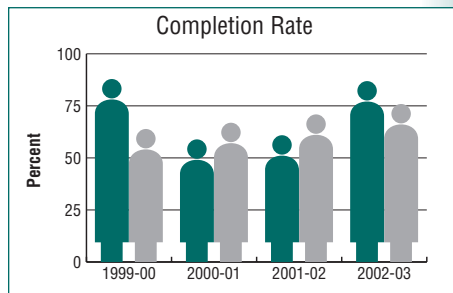
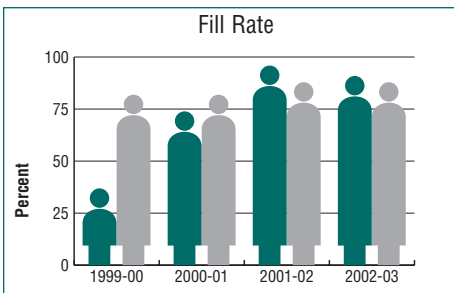
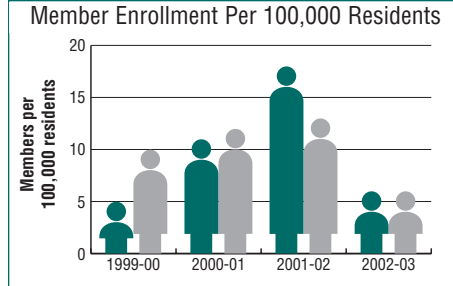
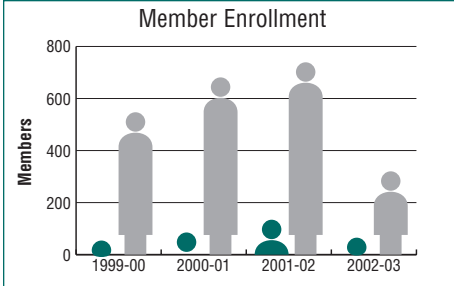
2003 Education Award Usage	Passed State Administrative Standards in 2003	Percentage of State Administrative Standards Passed in 2003
99%	Not required	Not required

* Data obtained from U.S. Census Bureau–American Fact Finder (<http://factfinder.census.gov>)
Data set: Census 2000 Summary File 1 (SF1) 100 Percent Data. Geographic Area: South Dakota.

AmeriCorps* State

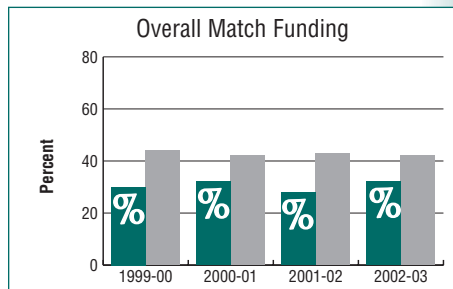
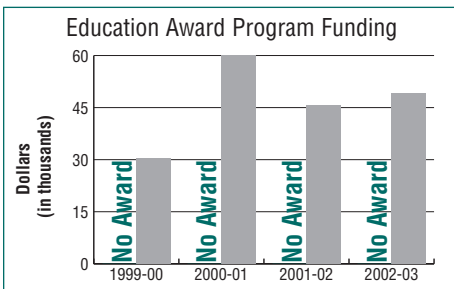
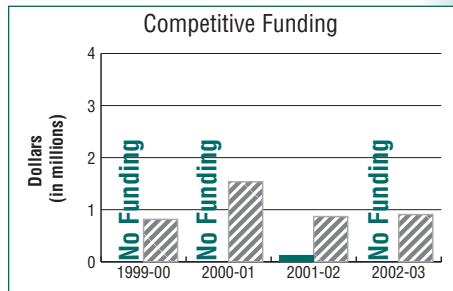
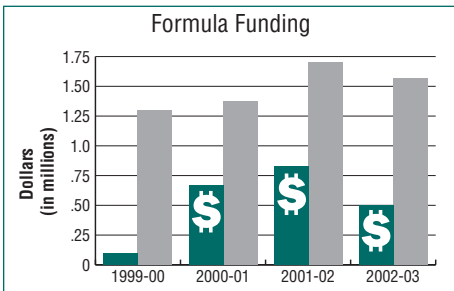
South Dakota

Member Information by Program Year*



■ South Dakota ■ National Average

State Level Funding by Program Year



■ South Dakota ■ National Average ▨ Average among Small-Population States**

* For reporting purposes in this document, a program year starts October 1st and runs through September 30th of the next year. For example, program year 2002-2003 spans October 1, 2002 through September 30, 2003.

AmeriCorps* State

Tennessee

Contact information:

Tennessee Commission on National and
Community Service
312 8th Avenue North
Wm. R. Snodgrass Tennessee Tower, 12th Floor
Nashville, TN 37243
(615) 532-6250



State Demographics*:

Total population 5,689,283
Median age 35.9 years
Percentage of population
under age 18 24.6%
Percentage of population
age 55 or older. 21.7%

STATE PROFILE

Performance Highlights**

15 programs reporting accomplishments in the following areas:

Environment

187 tons of consumables diverted from the waste stream as a result of composting and recycling programs set up by members and students in 22 Knoxville neighborhoods
35 homes constructed for low-income, disabled, or elderly individuals

Human Needs

266 individuals received independent living assistance
943 individuals received access to health care, diagnosis, and/or follow-up care, and/or screened for needed services
188 children had immunization ensured

Community Strengthening

18 neighborhood gardens planted
More than 3,000 individuals received information on community services not listed elsewhere;
community resource guide developed
1,336 senior women benefited from informational materials on breast cancer

Education

1,645 students received tutoring in grades 1-12
800 students received mentoring or counseling in school success and achievement
785 families or parents received parenting skills development
731 students benefited from out-of-class enrichment trips

Member Development

80 members received training in citizenship and civic responsibility
255 members trained in technical skills related to carrying out their assignments
135 members trained in life skills, such as leadership styles, effective communication, time management, and community building

** For Tennessee, all performance highlights are based on Formula and Competitive subgrantee self-report. These data are submitted to AmeriCorps by the State Commission on the Grantee Progress Report (GPR).

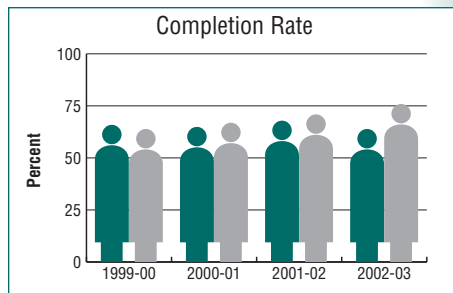
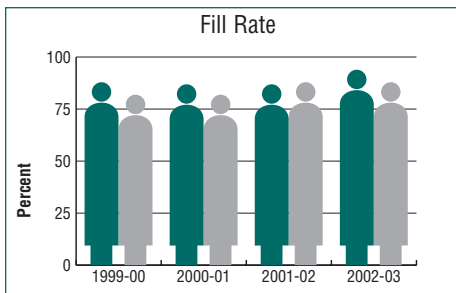
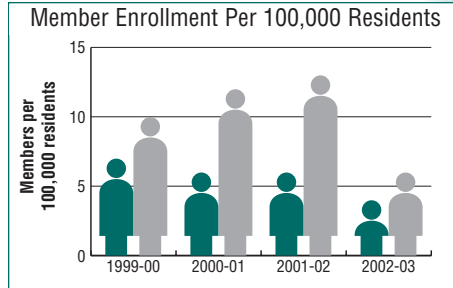
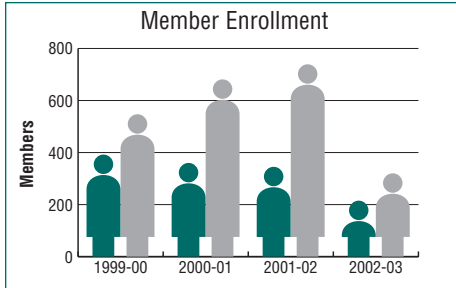
2003 Education Award Usage	Passed State Administrative Standards in 2003	Percentage of State Administrative Standards Passed in 2003
90%	Yes	100%

* Data obtained from U.S. Census Bureau–American Fact Finder (<http://factfinder.census.gov>)
Data set: Census 2000 Summary File 1 (SF1) 100 Percent Data. Geographic Area: Tennessee.

AmeriCorps* State

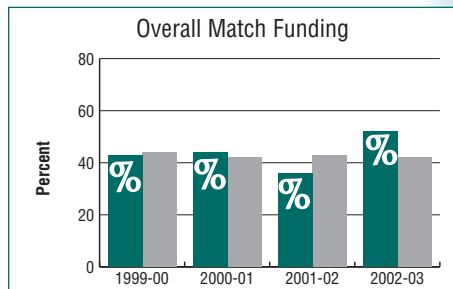
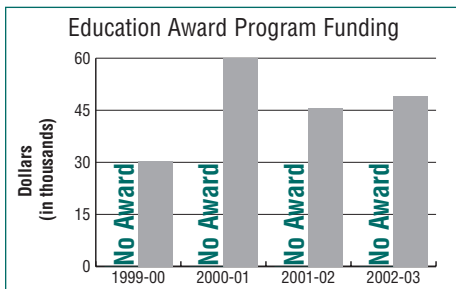
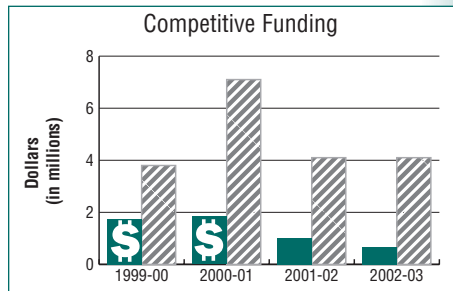
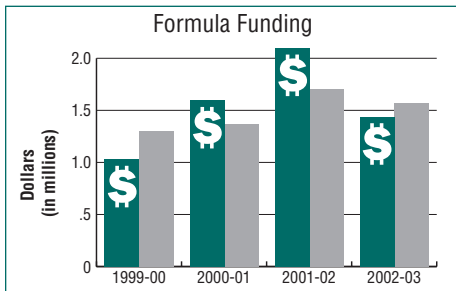
Tennessee

Member Information by Program Year*



■ Tennessee ■ National Average

State Level Funding by Program Year



■ Tennessee ■ National Average ▨ Average among Large-Population States**

* For reporting purposes in this document, a program year starts October 1st and runs through September 30th of the next year. For example, program year 2002-2003 spans October 1, 2002 through September 30, 2003.

** For competitive funding, using Census 2000 population data, each state is compared with its small- (<2 million), medium-(2 to 5.5 million), or large-population (>5.5 million) group.

AmeriCorps* State

Texas

Contact information:

OneStar National Service Commission
 P.O. Box 13385
 Austin, TX 78711
 (512) 463-1814

State Demographics*:

Total population 20,851,820
 Median age 32.3 years
 Percentage of population
 under age 18 28.2%
 Percentage of population
 age 55 or older. 17.6%



STATE PROFILE

Performance Highlights**

34 programs reporting accomplishments in the following areas:

Education

More than 700 adults received instruction in GED or basic skills development
 Almost 9,000 students received tutoring in grades 1-12
 2,146 students benefited from service-learning and community education activities

Environment

40 projects conducted to clean up trails and other public park areas
 10 neighborhoods cleaned up, benefiting 3,500 individuals
 27 low-income housing units rehabilitated or renovated, benefiting 118 individuals

Community Strengthening

50 service projects (organized service days for the community) provided, benefiting more than 8,000 youth
 6 Family Learning Events provided, benefiting 691 individuals

Human Needs

671 individuals received counseling on substance abuse prevention or related issues
 938 individuals received independent living assistance
 7,300 individuals received access to health care, diagnosis, and/or follow-up care; and/or screened for needed care

Member Development

492 members received training in citizenship and civic responsibility
 232 members trained in life skills, such as organizational skills, problem solving, teamwork, leadership skills, and conflict resolution
 1,591 members trained in technical skills related to carrying out their assignments

** For Texas, all performance highlights are based on Formula and Competitive subgrantee self-report. These data are submitted to AmeriCorps by the State Commission on the Grantee Progress Report (GPR).

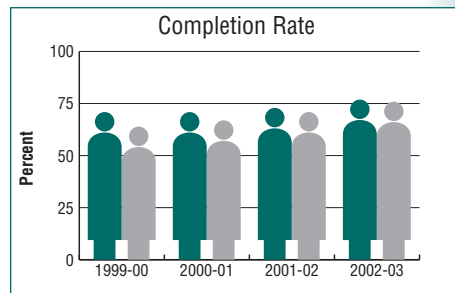
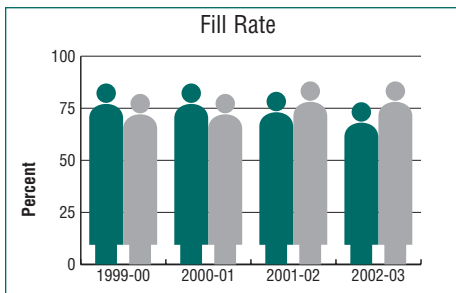
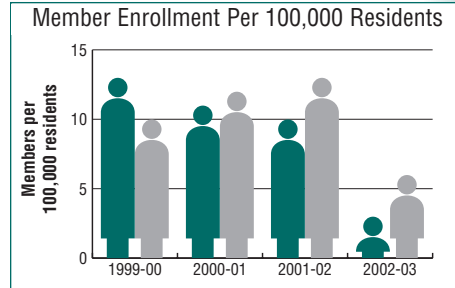
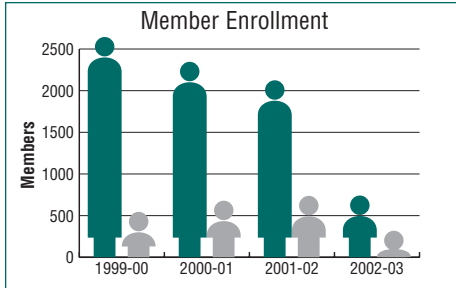
2003 Education Award Usage	Passed State Administrative Standards in 2003	Percentage of State Administrative Standards Passed in 2003
72%	Yes	100%

* Data obtained from U.S. Census Bureau—American Fact Finder (<http://factfinder.census.gov>)
 Data set: Census 2000 Summary File 1 (SF1) 100 Percent Data. Geographic Area: Texas.

AmeriCorps* State

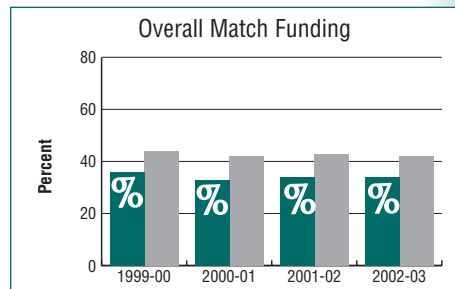
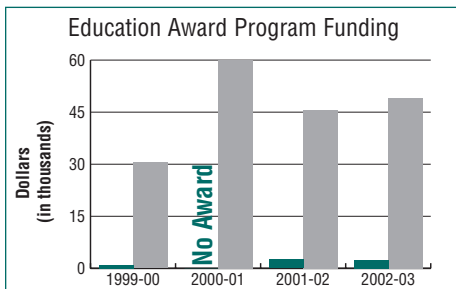
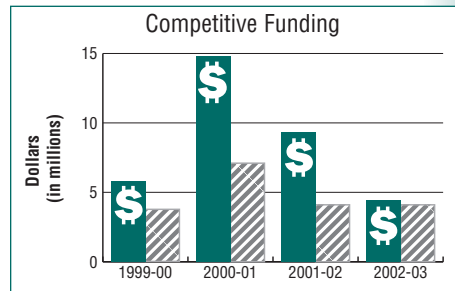
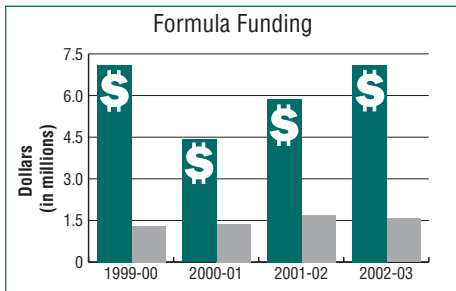
Texas

Member Information by Program Year*



■ Texas ■ National Average

State Level Funding by Program Year



■ Texas ■ National Average ▨ Average among Large-Population States**

* For reporting purposes in this document, a program year starts October 1st and runs through September 30th of the next year. For example, program year 2002-2003 spans October 1, 2002 through September 30, 2003.

** For competitive funding, using Census 2000 population data, each state is compared with its small- (<2 million), medium-(2 to 5.5 million), or large-population (>5.5 million) group.

AmeriCorps* State


Utah

Contact information:

Utah Commission on Volunteers
527 W. 400 North, Suite 3
Orem, UT 84057
(801) 764-0704

State Demographics*:

Total population 2,233,169
Median age 27.1 years
Percentage of population
under age 18 32.2%
Percentage of population
age 55 or older. 14.9%



STATE PROFILE

Performance Highlights**

10 programs reporting accomplishments in the following areas:

Education

229 volunteers received training on how to effectively tutor students in grades 1-12
2,227 students received instruction in grades 1-12
2,347 school children participated in service-learning programs

Environment

14 miles of fence maintained and 34 miles of trail and other public park areas or roads cleaned up
122 acres of rivers, river banks, beaches, and fish habitat restored or conserved

Human Needs

17,816 referrals made for individuals to receive access to health care, diagnosis, and/or follow-up and/or screening for needed care
32 juveniles participated in activities (e.g., career development for youth on probation) related to juvenile offenders or ex-offenders

Community Strengthening

22 service projects organized, benefiting 279 individuals
282 volunteers recruited to assist in the garden, which benefited more than 11,000 individuals
71 volunteers trained as Resource Agents, who provided information about medical services to 710 individuals
More than 19,000 flyers distributed about health insurance
22 computer class trainings provided to 47 staff of small, nonprofit organizations.

Member Development

165 members trained in citizenship and civic responsibility
Nearly 200 members trained in life skills, such as volunteerism, conflict resolution, organizational skills, effective communication, and problem solving

** For Utah, all performance highlights are based on Formula, Competitive, and Education Award subgrantee self-report. These data are submitted to AmeriCorps by the State Commission on the Grantee Progress Report (GPR).

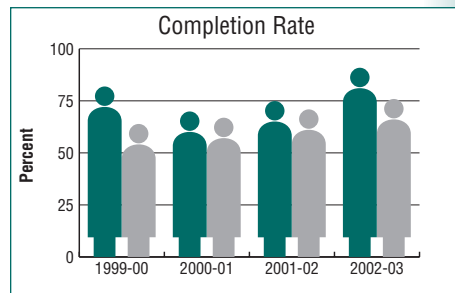
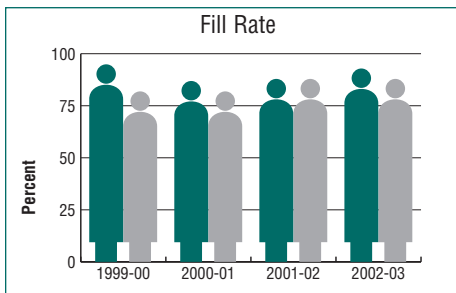
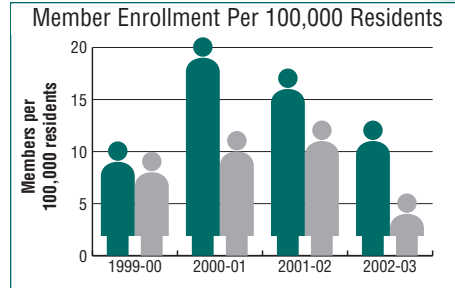
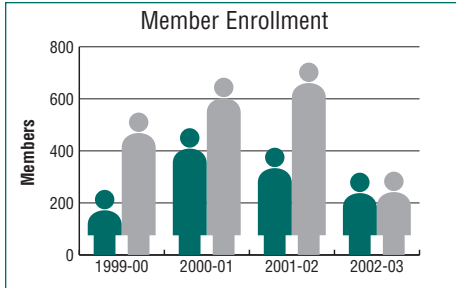
2003 Education Award Usage	Passed State Administrative Standards in 2003	Percentage of State Administrative Standards Passed in 2003
71%	Yes	100%

* Data obtained from U.S. Census Bureau–American Fact Finder (<http://factfinder.census.gov>)
Data set: Census 2000 Summary File 1 (SF1) 100 Percent Data. Geographic Area: Utah.

AmeriCorps* State

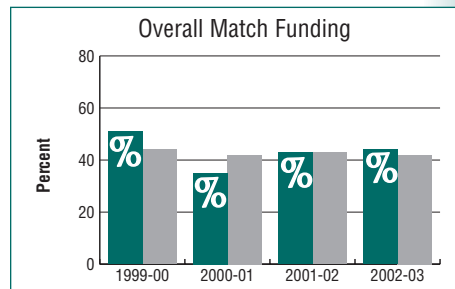
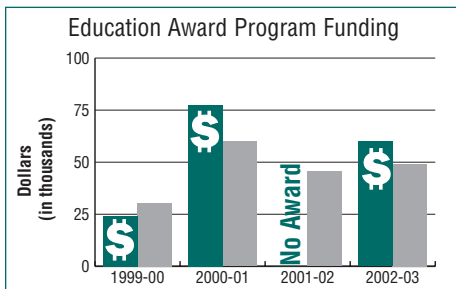
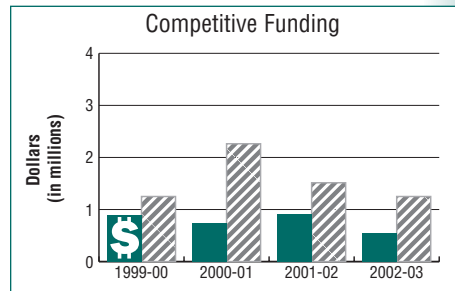
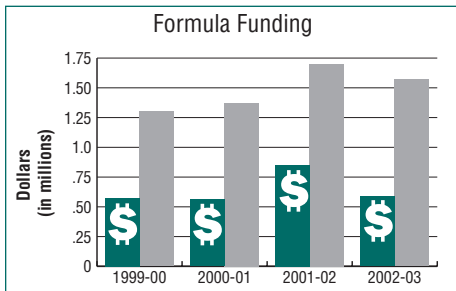
Utah

Member Information by Program Year*



■ Utah ■ National Average

State Level Funding by Program Year



■ Utah ■ National Average ▨ Average among Medium-Population States**

* For reporting purposes in this document, a program year starts October 1st and runs through September 30th of the next year. For example, program year 2002-2003 spans October 1, 2002 through September 30, 2003.

** For competitive funding, using Census 2000 population data, each state is compared with its small- (<2 million), medium-(2 to 5.5 million), or large-population (>5.5 million) group.

AmeriCorps* State


Vermont

Contact information:

Vermont Commission on National and
Community Service
109 State Street
Montpelier, VT 05609
(802) 828-4982

State Demographics*:

Total population 608,827
Median age 37.7 years
Percentage of population
under age 18 24.2%
Percentage of population
age 55 or older 22.1%



Performance Highlights**

As of publication of this report, Vermont performance highlights were not available.

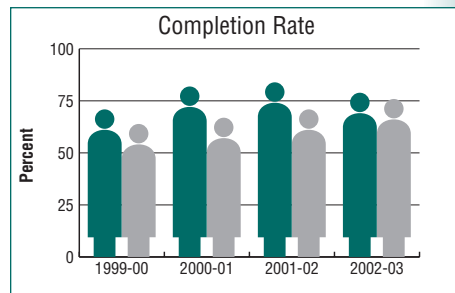
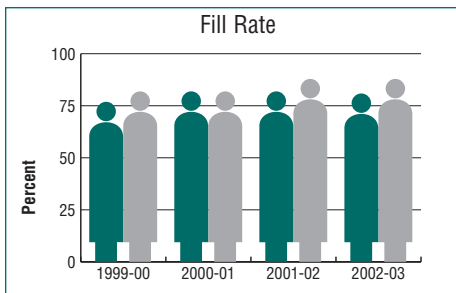
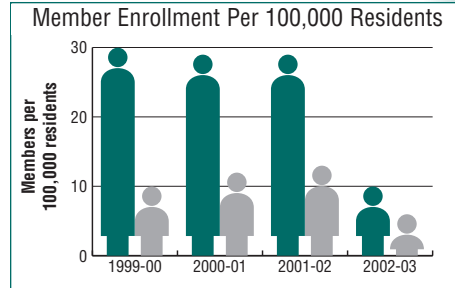
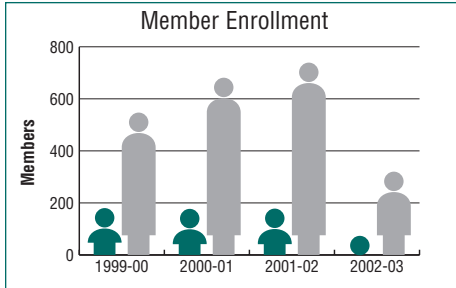
2003 Education Award Usage	Passed State Administrative Standards in 2003	Percentage of State Administrative Standards Passed in 2003
78%	Yes	100%

* Data obtained from U.S. Census Bureau–American Fact Finder (<http://factfinder.census.gov>)
Data set: Census 2000 Summary File 1 (SF1) 100 Percent Data. Geographic Area: Vermont.

AmeriCorps* State

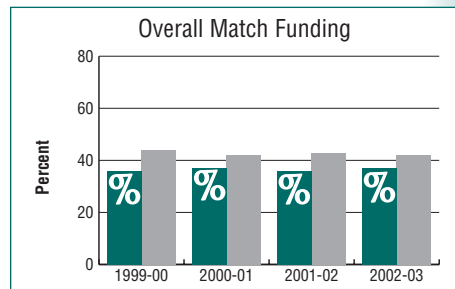
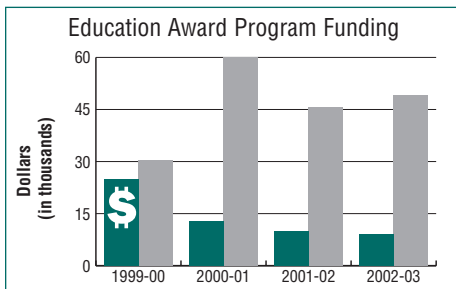
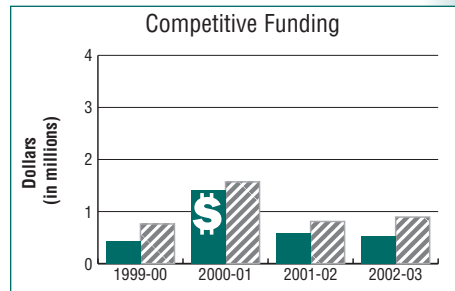
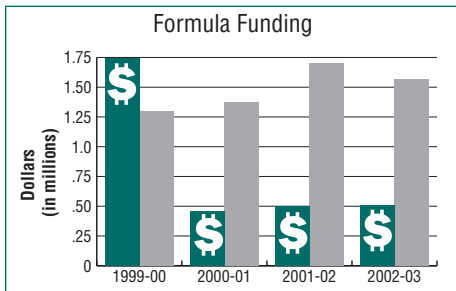
Vermont

Member Information by Program Year*



■ Vermont ■ National Average

State Level Funding by Program Year



■ Vermont ■ National Average ▨ Average among Small-Population States**

* For reporting purposes in this document, a program year starts October 1st and runs through September 30th of the next year. For example, program year 2002-2003 spans October 1, 2002 through September 30, 2003.

** For competitive funding, using Census 2000 population data, each state is compared with its small- (<2 million), medium-(2 to 5.5 million), or large-population (>5.5 million) group.

AmeriCorps* State

Virginia

Contact information:

Virginia Commission on National and
Community Service
7 North 8th Street, 5th Floor
Richmond, VA 23219
(804) 726-7061

State Demographics*:

Total population 7,078,515
Median age 35.7 years
Percentage of population
under age 18 24.6%
Percentage of population
age 55 or older 20.1%



STATE PROFILE

Performance Highlights**

11 programs reporting accomplishments in the following areas:

Education

276 students benefited from case management
(followed up student performance)
1,623 youth ages 14-22 received job readiness services

Human Needs

96 low-income housing units or housing constructed
for individuals with disabilities or the elderly

Community Strengthening

99 volunteers recruited during organized service
days for the community, benefiting 1,102 individuals

Member Development

99 members trained in technical skills related to
carrying out their assignments

** For Virginia, all performance highlights are based on Formula and Competitive subgrantee self-report. These data are submitted to AmeriCorps by the State Commission on the Grantee Progress Report (GPR).

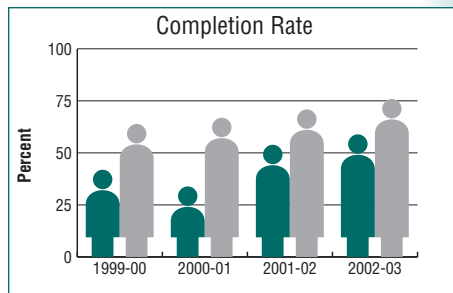
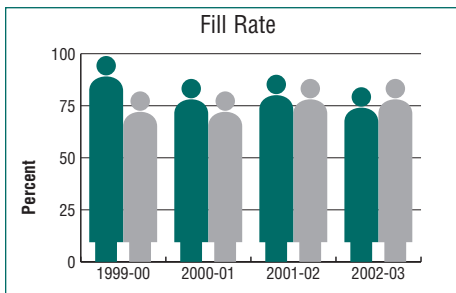
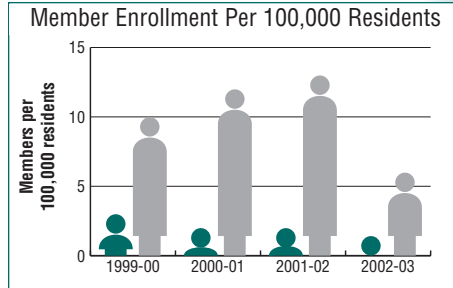
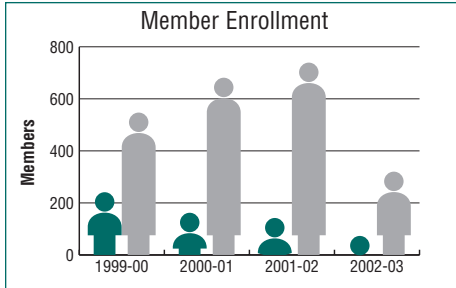
2003 Education Award Usage	Passed State Administrative Standards in 2003	Percentage of State Administrative Standards Passed in 2003
73%	Yes	100%

* Data obtained from U.S. Census Bureau–American Fact Finder (<http://factfinder.census.gov>)
Data set: Census 2000 Summary File 1 (SF1) 100 Percent Data. Geographic Area: Virginia.

AmeriCorps* State

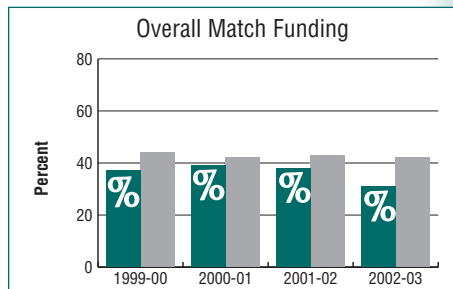
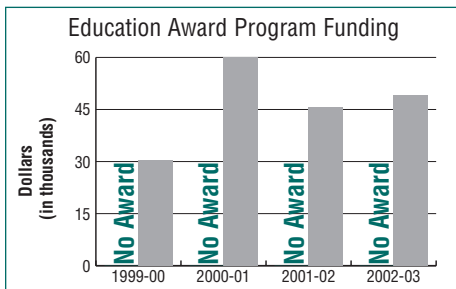
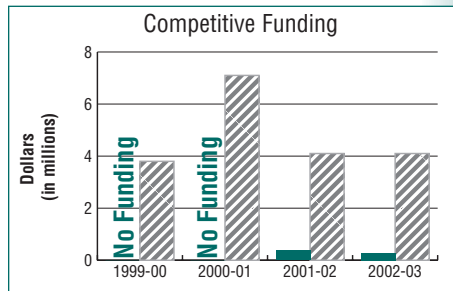
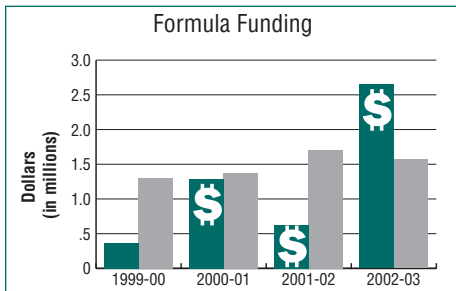
Virginia

Member Information by Program Year*



■ Virginia ■ National Average

State Level Funding by Program Year



■ Virginia ■ National Average ▨ Average among Large-Population States**

* For reporting purposes in this document, a program year starts October 1st and runs through September 30th of the next year. For example, program year 2002-2003 spans October 1, 2002 through September 30, 2003.

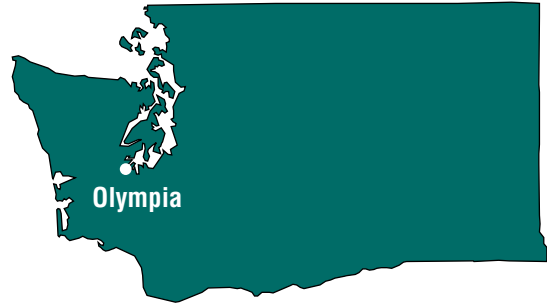
** For competitive funding, using Census 2000 population data, each state is compared with its small- (<2 million), medium-(2 to 5.5 million), or large-population (>5.5 million) group.

AmeriCorps* State

Washington

Contact information:

Washington Commission for National and
Community Service
410 11th Avenue, Southeast
Olympia, WA 98504
(360) 902-0657 or (360) 902-0649



State Demographics*:

Total population 5,894,121
Median age 35.3 years
Percentage of population
under age 18 25.7%
Percentage of population
age 55 or older 19.7%

STATE PROFILE

Performance Highlights**

15 programs reporting accomplishments in the following areas:

Public Safety

68 students trained in conflict mediation/resolution programs in schools, benefiting 6,456 individuals
8,712 young participants benefited from after-school sports and violence avoidance activities
2,507 individuals received training in violence prevention and working with the justice system

Environment

19 miles of rivers, river banks, beaches, and fish habitat restored or conserved, benefiting local salmon runs
231 acres of wild land and park land restored or conserved, benefiting local salmon populations
167 acres of other public lands restored or conserved, benefiting wetland habitats

Education

27,030 students received tutoring in grades 1-12
6,645 peer (student) tutors were recruited
3,869 students benefited from service-learning and community education activities
588 students received mentoring or counseling to strengthen success and achievement
36,991 students benefited from out-of-class enrichment (such as field trips)

Community Strengthening

Over 2,050 community volunteers recruited and coordinated to assist in addressing human needs issues

** For Washington, all performance highlights are based on Formula and Competitive subgrantee self-report. These data are submitted to AmeriCorps by the State Commission on the Grantee Progress Report (GPR).

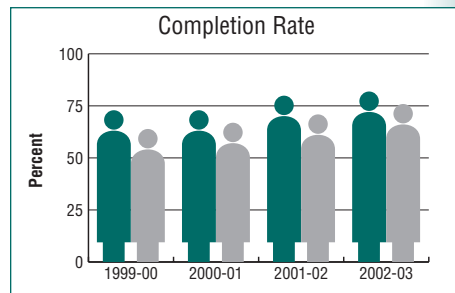
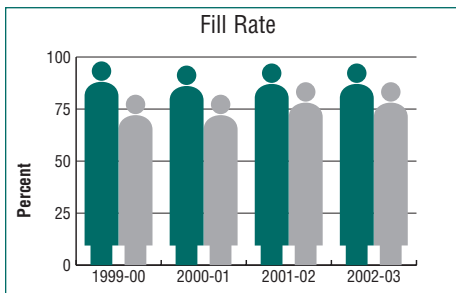
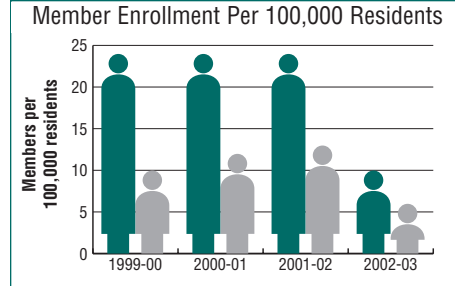
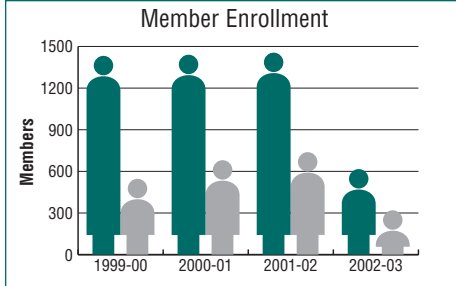
2003 Education Award Usage	Passed State Administrative Standards in 2003	Percentage of State Administrative Standards Passed in 2003
76%	Yes	100%

* Data obtained from U.S. Census Bureau–American Fact Finder (<http://factfinder.census.gov>)
Data set: Census 2000 Summary File 1 (SF1) 100 Percent Data. Geographic Area: Washington.

AmeriCorps* State

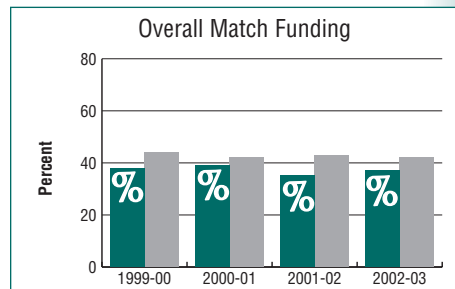
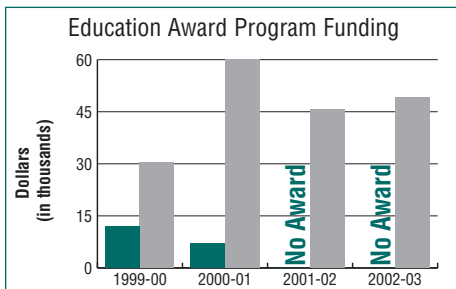
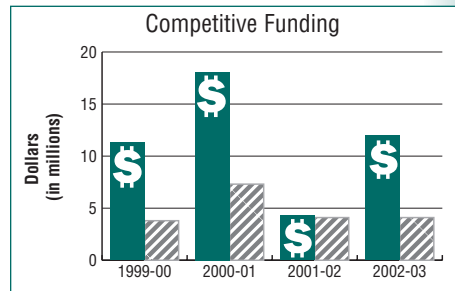
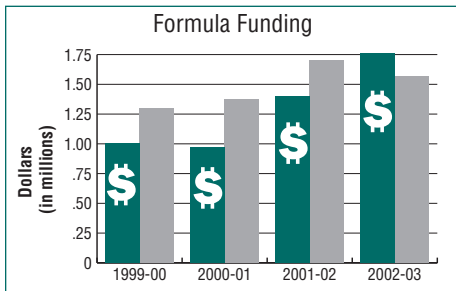
Washington

Member Information by Program Year*



■ Washington ■ National Average

State Level Funding by Program Year



■ Washington ■ National Average ▨ Average among Large-Population States**

* For reporting purposes in this document, a program year starts October 1st and runs through September 30th of the next year. For example, program year 2002-2003 spans October 1, 2002 through September 30, 2003.

** For competitive funding, using Census 2000 population data, each state is compared with its small- (<2 million), medium- (2 to 5.5 million), or large-population (>5.5 million) group.

AmeriCorps* State

West Virginia

Contact information:

West Virginia Commission for National and
Community Service
P. O. Box 11778
Charleston, WV 25339
(304) 558-0111

State Demographics*:

Total population 1,808,344
Median age 38.9 years
Percentage of population
under age 18 22.3%
Percentage of population
age 55 or older 25.5%



STATE PROFILE

Performance Highlights**

5 programs reporting accomplishments in the following areas:

Education

3,236 children received tutoring in a 6-week
summer literacy program, helping to realize an
average of a 4-month gain in literacy skills
25 after-school programs developed or maintained

Human Needs

9,396 adults and children benefited from health
fairs, children's health insurance outreach, Healthy
Family Days, fluoride treatments, lead prevention,
tobacco education, and pre-kindergarten screenings
3,115 individuals received transportation for access
to doctor visits, employment, training, recreation
and shopping

Community Strengthening

Almost 7,000 volunteers participated in service
projects and activities through Service Days for
communities

** For West Virginia, all performance highlights are based on Formula and Competitive subgrantee self-report. These data are submitted to AmeriCorps by the State Commission on the Grantee Progress Report (GPR).

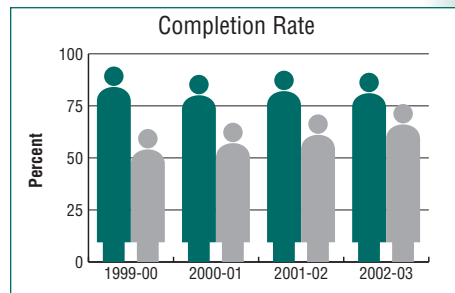
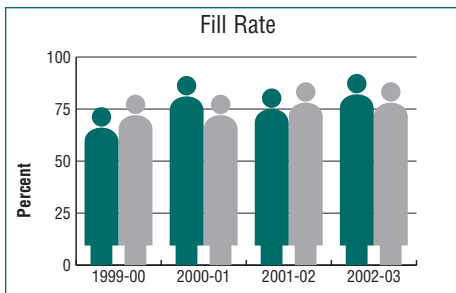
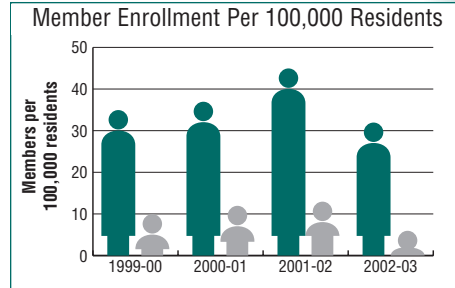
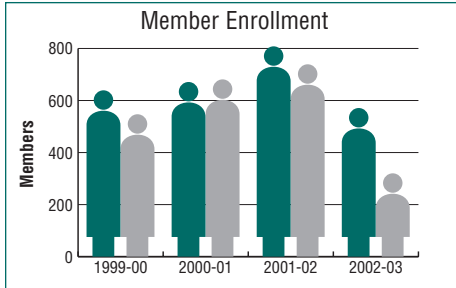
2003 Education Award Usage	Passed State Administrative Standards in 2003	Percentage of State Administrative Standards Passed in 2003
71%	Yes	100%

* Data obtained from U.S. Census Bureau–American Fact Finder (<http://factfinder.census.gov>)
Data set: Census 2000 Summary File 1 (SF1) 100 Percent Data. Geographic Area: West Virginia.

AmeriCorps* State

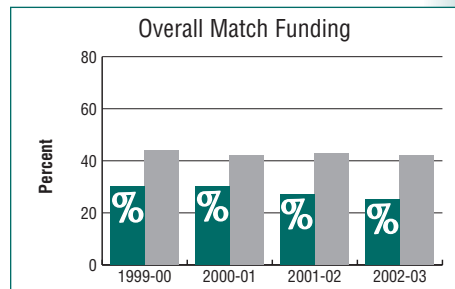
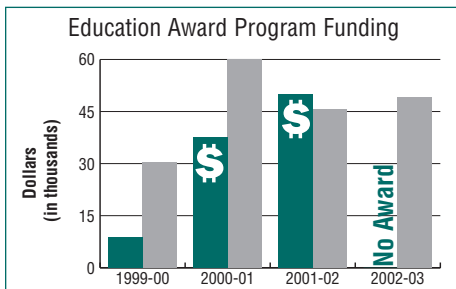
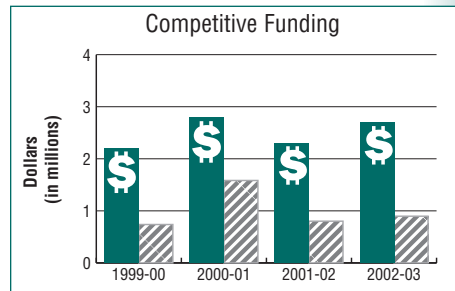
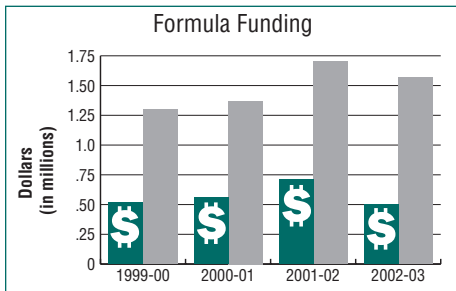
West Virginia

Member Information by Program Year*



■ West Virginia ■ National Average

State Level Funding by Program Year



■ West Virginia ■ National Average ▨ Average among Small-Population States**

* For reporting purposes in this document, a program year starts October 1st and runs through September 30th of the next year. For example, program year 2002-2003 spans October 1, 2002 through September 30, 2003.

** For competitive funding, using Census 2000 population data, each state is compared with its small- (<2 million), medium- (2 to 5.5 million), or large-population (>5.5 million) group.

AmeriCorps* State

Wisconsin

Contact information:

Wisconsin National and Community
Service Board
1 West Wilson Street, Room 456
Madison, WI 53703
(608) 266-8161



State Demographics:*

Total population 5,363,675
Median age 36.0 years
Percentage of population
under age 18 25.5%
Percentage of population
age 55 or older. 21.6%

STATE PROFILE

Performance Highlights**

13 programs reporting accomplishments in the following areas:

Education

476 middle school students participated in a Martin Luther King, Jr. Teach-In and received instruction in conflict resolution techniques and ways of interrupting discriminatory behavior, among other activities
1,135 students received tutoring in grades 1-12
1,244 students participated in after-school tutoring and mentoring programs
Over 2,900 students participated in service-learning projects in over 75 Milwaukee public schools

Environment

16 miles of trail and roads maintained or cleaned, benefiting 4,000 future park/trail users
Members and community volunteers served in 18 communities, clearing brush, building boardwalks and picnic tables, planting evergreens, and protecting wetlands
Partnered with Neighborhood House of Milwaukee to expand environmental education at its Nature Center and began construction of a lookout tower/observation deck

Human Needs

Almost 290 tons of food organized or packed for distribution to 24 agencies

** For Wisconsin, all performance highlights are based on Formula and Competitive subgrantee self-report. These data are submitted to AmeriCorps by the State Commission on the Grantee Progress Report (GPR).

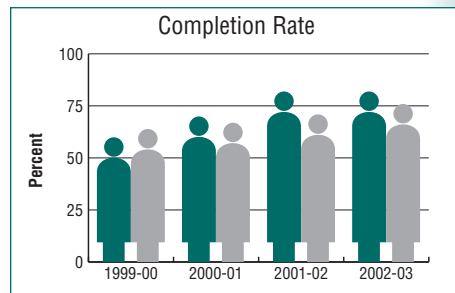
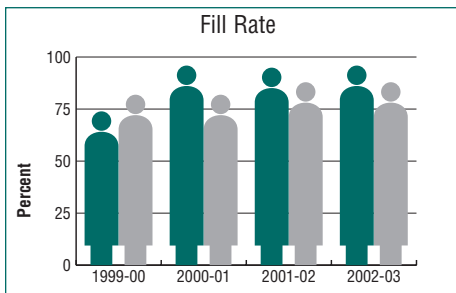
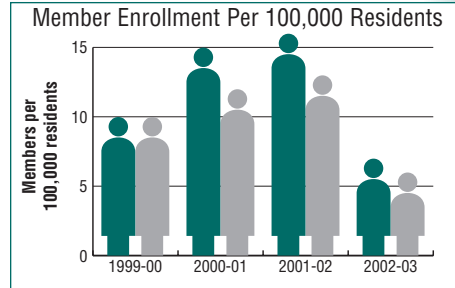
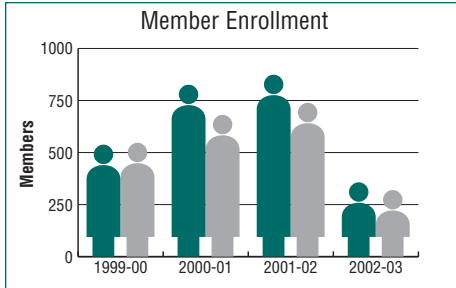
2003 Education Award Usage	Passed State Administrative Standards in 2003	Percentage of State Administrative Standards Passed in 2003
78%	Yes	100%

* Data obtained from U.S. Census Bureau–American Fact Finder (<http://factfinder.census.gov>)
Data set: Census 2000 Summary File 1 (SF1) 100 Percent Data. Geographic Area: Wisconsin.

AmeriCorps* State

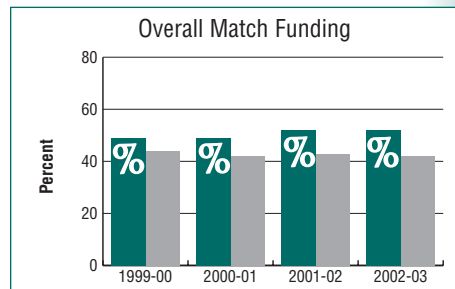
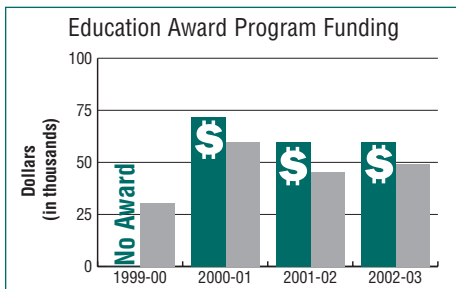
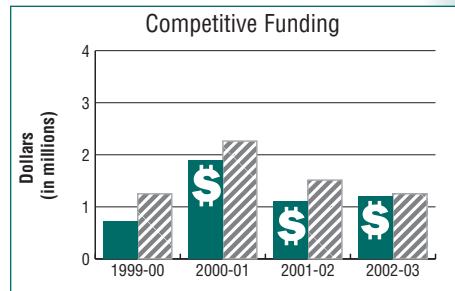
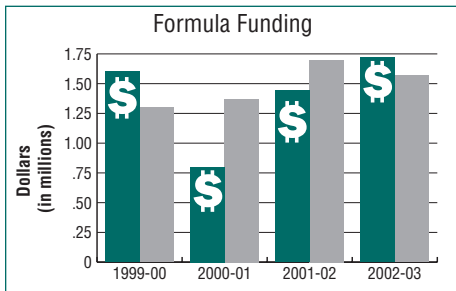
Wisconsin

Member Information by Program Year*



■ Wisconsin ■ National Average

State Level Funding by Program Year



■ Wisconsin ■ National Average ▨ Average among Medium-Population States**

* For reporting purposes in this document, a program year starts October 1st and runs through September 30th of the next year. For example, program year 2002-2003 spans October 1, 2002 through September 30, 2003.

** For competitive funding, using Census 2000 population data, each state is compared with its small- (<2 million), medium-(2 to 5.5 million), or large-population (>5.5 million) group.

AmeriCorps* State

Wyoming

Contact information:

Wyoming Commission for National and
Community Service (SERVE Wyoming)
P.O. Box 1271
Casper, WY 82602
(307) 234-3428

State Demographics:*

Total population 493,782
Median age 36.2 years
Percentage of population
under age 18 26.1%
Percentage of population
age 55 or older 20.7%



STATE PROFILE

Performance Highlights**

11 programs reporting accomplishments in the following areas:

Human Needs

980 youth participated in mentoring relationships with members

Community Strengthening

103 presentations related to strengthening communities given

** For Wyoming, all performance highlights are based on Formula, Competitive, and Education Award subgrantee self-report. These data are submitted to AmeriCorps by the State Commission on the Grantee Progress Report (GPR).

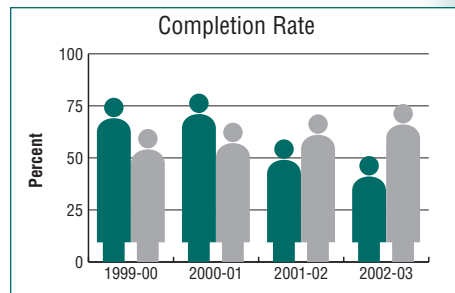
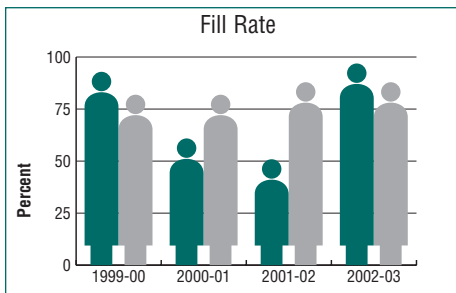
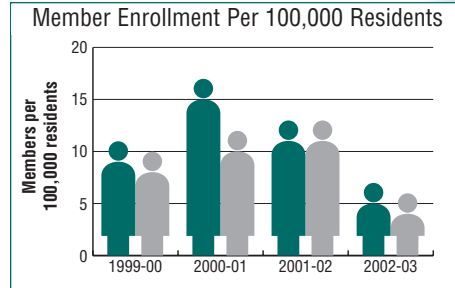
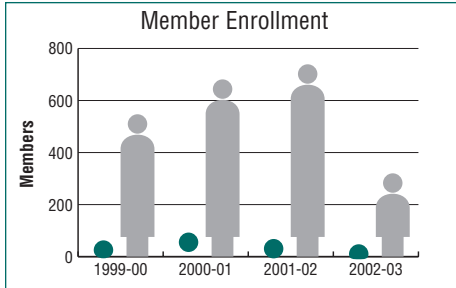
2003 Education Award Usage	Passed State Administrative Standards in 2003	Percentage of State Administrative Standards Passed in 2003
71%	No	87%

* Data obtained from U.S. Census Bureau–American Fact Finder (<http://factfinder.census.gov>)
Data set: Census 2000 Summary File 1 (SF1) 100 Percent Data. Geographic Area: Wyoming.

AmeriCorps* State

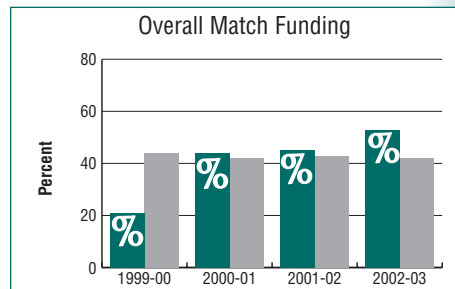
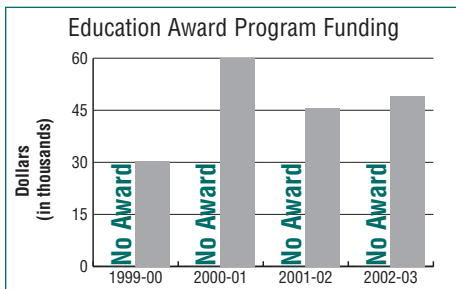
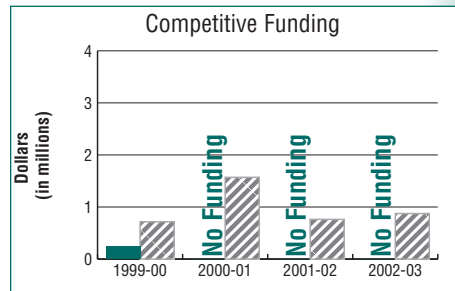
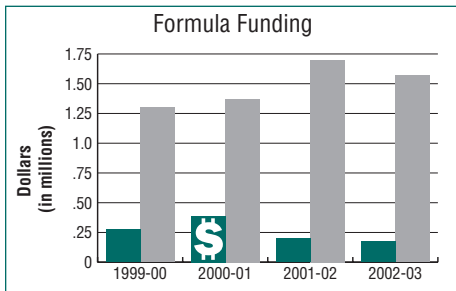
Wyoming

Member Information by Program Year*



■ Wyoming ■ National Average

State Level Funding by Program Year



■ Wyoming ■ National Average ▨ Average among Small-Population States**

* For reporting purposes in this document, a program year starts October 1st and runs through September 30th of the next year. For example, program year 2002-2003 spans October 1, 2002 through September 30, 2003.

** For competitive funding, using Census 2000 population data, each state is compared with its small- (<2 million), medium-(2 to 5.5 million), or large-population (>5.5 million) group.



AmeriCorps* National Direct

Terms and Definitions for AmeriCorps*National Direct

AmeriCorps National Direct Grantees listed in this section represent organizations receiving National Direct funding from the Corporation and only reflects the National Direct Awards and the members and programs that these funds supported. Some organizations listed (as well as other organizations not included in this report) may have received other forms of national funding through the Corporation, including Education Award Only funds, National Homeland Security Funds, and Promise Fellow Funds.

The terms used specifically within this section profiling performance for AmeriCorps*National Direct are defined below.

AmeriCorps*National. Up to one-third of the federal funds for AmeriCorps*State and National programs is reserved for regional and national nonprofit organizations that offer service activities in more than one state. These AmeriCorps*National grantees receive their awards directly from the Corporation on a competitive basis. AmeriCorps*National grantees include national groups like Habitat for Humanity, the American Red Cross, and Save the Children Foundation. AmeriCorps*National members engage in direct service, capacity building, and volunteer mobilization activities in the communities in which they serve. These activities include tutoring and mentoring youth, building affordable housing, cleaning parks and streams, operating after-school programs, and helping communities respond to disasters. Members serve either full- or part-time for terms typically lasting between 10 and 12 months.

Completion Rates. The number of members who complete their term of service during a given fiscal year.

Education Award. After successfully completing a term of service, AmeriCorps members who are enrolled in the National Service Trust are eligible to receive an education award. The education award can be used to pay education costs at qualified institutions of higher education or training, or to repay qualified student loans. The award currently is \$4,725 for a year of full-time service, with correspondingly lesser awards for half-time and reduced half-time service. A member has up to seven years after his or her term of service has ended to claim the award.

Enrollment. Enrollment data were taken from the National Service Trust and represent the number of enrolled AmeriCorps members who began their term of service during a given fiscal year. This term refers to the number of actual enrolled AmeriCorps members—in past years, the Corporation has reported on the number of budgeted slots for members, not actual enrollments. Programs thus may have additional, unfilled slots not reflected in these data.

Enrollment Pause. During fiscal year 2002, the Corporation approved national service positions in excess of the number of budgeted slots. In November 2002 the Corporation temporarily suspended the ability of its grantees to enroll members into national service positions until final Congressional action on the Corporation's appropriations for fiscal 2003. This suspension is referred to as the "enrollment pause," and it prevented AmeriCorps-sponsored projects and programs from enrolling any members for a period of four months.

Fill Rate. The fill rate reflects the grantees' ability to fill their awarded "slots" with AmeriCorps members. Administrative records keep track of every member who enrolled in a program, regardless whether these members leave prior to completing their term of service. Since the system does not un-enroll members, and may refill a slot if a member leaves during his or her term of service, a fill rate can eventually go above 100%. For example, Program X is allocated 100 slots, and fills them. Its fill rate is currently 100%. Two months later, 10 members leave Program X. The program refills their slots with 10 new members. Program X's fill rate is now 110%. Prior to 2003, programs had considerable latitude (up to 20%) in filling vacated slots; however, the Trust is not obligated to pay the education award of members who leave prior the end of their term of service without cause. During the enrollment pause of 2003, the Corporation instituted a new policy in which programs could not refill program slots. The Corporation is currently considering several methods to calculate fill rates.

Matching Funds. By statute all AmeriCorps*State and National dollars must be matched by grantees. Grantees are required to raise a minimum of a 15% non-federal cash match for the AmeriCorps member living allowances and other member support costs, and at least 33% for all other operating costs. The match for operating costs can be either cash or in-kind and can be from private, local, state, or other non-Corporation federal resources (if the rules governing those other federal funds permit it). For purposes of reporting in this document, the matching funds have been combined to reflect an overall match.

Member. “Member” is a term used to describe AmeriCorps participants. Most members receive a living allowance or other benefits as part of their enrollment in AmeriCorps. Upon successful completion of a term of service, members are eligible to receive an education award.¹ In AmeriCorps, *members* are distinct from *volunteers*, the latter of whom do not receive financial compensation for participating in service programs.²

National Service Trust (The Trust). Established by the National and Community Service Trust Act of 1993 (42 USC 12601, et. seq.), the National Service Trust provides funds for education awards for eligible participants who complete service under AmeriCorps. The Trust consists of amounts appropriated to the Corporation, interest earned, and the proceeds for the sale or redemption of Trust investments. Under the Trust Act, funds are available to:

- Repay qualified student loans
- Pay educational expenses at an institution of higher education
- Pay expenses incurred through an approved school-to-work program
- Repay eligible interest expense

The value of any education award depends upon the length of service performed by an AmeriCorps member. A full term of service constitutes at least 1,700 hours of service per program year and entitles the member to the full education award of \$4,725. Completion of a half-time term, requiring a minimum of 900 hours of service, entitles the member to exactly half of the full education award. Reduced half-time, minimum-time, and quarter-time terms are also offered. Education awards earned by AmeriCorps members are available to be used for seven years from the end of the term of service.

Number of Volunteers Generated by AmeriCorps*State and National Members. In each state, AmeriCorps programs recruit community volunteers to work with enrolled members or the sponsoring organization in conjunction with their program. Community volunteers in AmeriCorps receive no financial compensation for their volunteering.

Program Year. In AmeriCorps*State and National, programs generally begin in the fall and end during the following summer. Thus, the program year generally corresponds to the fiscal year. For this report, program year 2002-2003 spans October 1, 2002 through September 30, 2003, and reflects fiscal year 2003.

Trust Service Award Liability. The Trust service award liability represents unpaid earned, and expected-to-be-earned education awards and eligible interest forbearance costs, which are expected to be used. These amounts relate to participants who have completed service or are currently enrolled in the program and are expected to earn an award.

Web Based Reporting System (WBRS). An online data system that is used to report member enrollment and end-of-term data for the majority of State Service Commissions and all National Direct grantees. Both grantees and their sub-grantees have access to WBRS for reporting on their performance. The performance data from WBRS used in this report are self-reported to AmeriCorps by State Commissions.

Data Sources for AmeriCorps*National Direct

Data in this section of the report were drawn from Corporation data systems, including eSpan, eGrants, and WBRS. AmeriCorps*National Direct data for 2002-2003 can be found in the AmeriCorps*National Direct data table in the Appendix.

End notes

- 1 AmeriCorps*VISTA members who successfully complete a term of service are eligible to receive either an education award or a post-service stipend.
- 2 Senior Corps uses the term “volunteer” to describe their service participants, although Foster Grandparents and Senior Companions do receive small stipends.

AmeriCorps* National Direct Program 2002–2003

AmeriCorps National Direct Grantees listed in this section represent organizations receiving National Direct funding from the Corporation and only reflects the National Direct Awards and the members and programs that these funds supported. Some organizations listed (as well as other organizations not included in this report) may have received other forms of national funding through the Corporation, including Education Award Only funds, National Homeland Security Funds, and Promise Fellow Funds.

Allegheny County Health Department

The Allegheny County Health Department provides comprehensive public health services to the greater Pittsburgh metropolitan area, and serves as the parent organization to the Pittsburgh Health Corps, the Philadelphia Health Corps, and Chicago Health Corps. It is housed in the Health Department's Bureau of Policy Development and Assessment, which develops and manages special health initiatives, and serves as the operating site for the Pittsburgh Health Corps (PHC). In 2002-2003, the PHC had more than 20 local partner sites that provided AmeriCorps members with experience in, and exposure, to a variety of health professions. Members received mentoring from health professionals and ongoing training in health related fields. Members served the community by assisting at-risk individuals in accessing health care, by expanding health care knowledge for individuals and groups through health education and outreach efforts, and by offering risk reduction programs to children and youth.

Grant Award	Percent Match	Actual Enrollment	Fill Rate
\$1,285,803	41%	120	98%

American National Red Cross

The American National Red Cross is a volunteer humanitarian organization with 1,400 chapters nationwide that provides disaster relief and helps people prevent, respond to, and prepare for disasters. The mission of the National Rapid Response Corps is to provide vital emergency assistance to victims and communities affected by disaster and increase preparedness in the areas of greatest need before disasters strike by recruiting, training and supporting young adults in Red Cross service. To fulfill this mission, AmeriCorps members have trained children and youth in disaster preparedness, developed community collaboration, recruited volunteers and provided emergency assistance, such as food, clothing and shelter.

Grant Award	Percent Match	Actual Enrollment	Fill Rate
\$1,111,298	55%	98	80%

Arab Community Center for Economic and Social Services (ACCESS)

Arab Community Center for Economic and Social Services (ACCESS) is a human service organization committed to the economic, social and cultural development of the Arab American community. ACCESS is the leading provider in the U.S. of human services to the Arab American community, including social, mental health, educational, cultural, employment, legal and medical services. AmeriCorps members were placed with Arab American community-based organizations in the areas of social service delivery, cultural outreach, and new immigrant orientation. Members developed or expanded social service programs; implemented cultural outreach programming to build dialogue between Arab- and non-Arab Americans; implemented immigrant orientation programs to ease the transition of new Arab immigrants to the U.S.; and mobilized community volunteers to encourage civic involvement and ensure program sustainability.

Grant Award	Percent Match	Actual Enrollment	Fill Rate
\$496,000	35%	37	93%

AmeriCorps* National Direct Program 2002–2003

Arc of Spokane

The mission of projects supported through the Arc of Spokane County is to promote inclusion, choice, and personal growth for individuals with cognitive, intellectual and developmental disabilities. Project teams are generally integrated, and include members who have disabilities and those who do not. Projects aimed to develop AmeriCorps teams that were mentoring in nature, in order to develop the skills and interests of people with developmental disabilities so that they might become involved, active, and resourceful citizens in their community through social, volunteer and work activities. The Arc of Spokane County is the parent organization for the Arc National AmeriCorps Project.

Grant Award	Percent Match	Actual Enrollment	Fill Rate
\$735,133	35%	92	103%

ARCH Training Center, Inc.

ARCH (Action to Rehabilitate Community Housing) Training Center provides access to adequate and affordable housing, quality education, livable wage jobs, cultural activities, neighborhood businesses and access to effective health and social services to individuals and families in the District of Columbia metropolitan area. Digital Divide AmeriCorps members provided technology training to children, young adults and senior citizens in training centers, and in after school programs.

Grant Award	Percent Match	Actual Enrollment	Fill Rate
\$118,250	25%	44	88%

Association of Farmworker Opportunity Programs

Since 1971, the mission of the Association of Farmworker Opportunity Programs (AFOP) has been to improve the quality of life for migrant and seasonal farmworkers and their families by providing advocacy for the member organizations that serve them. The AFOP also operates as a national AmeriCorps site, known by the acronym SAFE (Serving America's Farmworkers Everywhere). SAFE places AmeriCorps members in 16 states to train farmworkers, their children, farmers and growers in the latest methods to avoid exposure to harmful pesticides.

Grant Award	Percent Match	Actual Enrollment	Fill Rate
\$664,405	41%	55	65%

Citizen Schools, Inc

Founded in 1995, Citizen Schools provides structured after school programs for at-risk middle school students which accelerate and stimulate learning, develop leadership skills, and successfully engage community volunteers in the education of their youth. AmeriCorps members served as Teaching Fellows and: designed and led hands-on learning apprenticeships; provided mentoring and homework assistance; led community explorations; collaborated with teachers to link in-school and out-of-school learning; and recruited and supported volunteer Citizen Teachers.

Grant Award	Percent Match	Actual Enrollment	Fill Rate
\$298,408	70%	19	76%

AmeriCorps* National Direct Program 2002–2003

City Cares of America

City Cares is an alliance of volunteer organizations working to build community through service and civic engagement. Its affiliates mobilize volunteers to provide service with nonprofit project partners (community agencies and schools). In the Education Awards Program for 2002-2003, members led and managed community volunteers in service projects in partnership with schools and community-based organizations, or they served in youth-related mentoring and/or tutoring projects. In the AmeriCorps Partners in Technology Program, members developed organizational technology plans for project partners by conducting assessments; recruited and managed volunteers to assist project partners in improving their technology capacity; and recruited and managed volunteers to provide computer literacy and/or job training technology tutoring to children, adults and project partner staff.

Grant Award	Percent Match	Actual Enrollment	Fill Rate
\$145,004	38%	4	31%

City Year, Inc.

City Year was founded in 1988 on the belief that young people in service could be a powerful resource for addressing our nation's most pressing issues. City Year's mission is dedicated to helping build a strong democracy through citizen service, civic leadership, and social entrepreneurship. Each year, more than 1,000 City Year AmeriCorps members unite from diverse racial, educational and socio-economic backgrounds to serve as tutors, mentors and teachers of life skills to school children, build playgrounds and reclaim public spaces, and organize after-school programs and school vacation camps in fifteen cities in the United States.

Grant Award	Percent Match	Actual Enrollment	Fill Rate
\$2,225,656	52%	181	95%

Civic Ventures

Civic Ventures' mission is to expand the social contributions that older Americans make to society. Experience Corps was launched in 1995 as a collaboration between the Corporation for National Service and Civic Ventures and in 2002-2003, operated in 17 communities. It is Civic Ventures' vehicle for engaging the time, talent, and experience of older Americans in service to communities. Members provided ongoing one-on-one and small group literacy tutoring to K-3 students, and provided other site-specific literacy activities in schools to larger numbers of children (storytelling, supporting libraries). Members also involved parents and guardians in school and in literacy-supporting activities in the home.

Grant Award	Percent Match	Actual Enrollment	Fill Rate
\$2,007,555	23%	593	92%

AmeriCorps* National Direct Program 2002–2003

Council of the Great City Schools

The Council of the Great City Schools is a coalition of nearly 50 of the nation's largest urban public schools systems. It was incorporated in 1961 with a Board of Directors comprised of the Superintendent and one Board of Education member from each city. The mission of the Council centers on the improvement of public education in the inner cities through advocacy, technical assistance, and research and information. AmeriCorps members were trained to be tutors, mentors, and teachers. Members taught reading and math skills by assisting in classrooms. They also tutored and mentored at-risk youth of all ages in after school and summer programs.

Grant Award	Percent Match	Actual Enrollment	Fill Rate
\$569,778	37%	106	73%

Education Works/National School and Community Corps

Education Works administers the National School and Community Corps (NSCC), an AmeriCorps national service program that is a dynamic part of school restructuring, joining national service with urban school reform. NSCC has more than 300 members who serve inner-city public schools, helping those who have dropped out of high school obtain their GEDs, working with non-native English speaking people to improve their English language skills, and helping parents learn about child-rearing and how to talk to their children about sex, AIDS, drugs, nutrition and health. Through these activities, NSCC members enrich the school environment and extend the school day, week and year to benefit students, their parents, and the community as a whole.

Grant Award	Percent Match	Actual Enrollment	Fill Rate
\$2,697,800	53%	256	117%

Educational Service District 112/Northwest Service Academy

Northwest Service Academy has been addressing critical environmental and educational needs since 1993. AmeriCorps members restore wetlands and watersheds, provide environmental education and academic reinforcement to schools, and increase citizen knowledge of regional environmental challenges. Northwest Service Academy is overseen by the Educational Service District 112, which provides overall programmatic and financial management for the program.

Grant Award	Percent Match	Actual Enrollment	Fill Rate
\$3,132,700	35%	401	89%

AmeriCorps* National Direct Program 2002–2003

Habitat for Humanity

Habitat for Humanity is a non profit organization incorporated in 1976 in rural Georgia. Its mission is to build affordable housing in partnership with low income people, requiring that the prospective homeowners contribute sweat equity hours by working on both their home and their neighbor's home. The houses are built by volunteers and homeowners and with donated funds and materials. Habitat has grown to include more than 1700 affiliates in the United States and 50 countries. AmeriCorps members served as construction assistants and crew leaders assisting in the construction of homes and enabling Habitat affiliates to utilize more volunteers; conducted volunteer outreach; and conducted outreach to and support of partner families (prospective homeowners).

Grant Award	Percent Match	Actual Enrollment	Fill Rate
\$2,306,087	60%	192	101%

Home Instruction Program for Preschool Youngsters, Inc. (HIPPY)

Initially established as a project of the National Council of Jewish Women, HIPPY USA has grown to become the national center for a network of 110 local HIPPY programs. HIPPY programs serve different ethnic populations in different geographic regions throughout the United States. HIPPY is a home based program that engages children ages three to five in school readiness activities with their parents. AmeriCorps members taught educationally disadvantaged parents of 3-5 year-olds how to become the children's primary educators. Members also taught parents how to improve school readiness skills and literacy in the home.

Grant Award	Percent Match	Actual Enrollment	Fill Rate
\$270,318	38%	84	102%

Jumpstart for Young Children, Inc.

Jumpstart is a nonprofit specifically geared to providing school readiness activities to children and their families, while providing young people who are mostly college students with a training program that results in early childhood certification. Jumpstart engages young people in service to their communities by preparing preschool-age children to enter school. Members were paired with preschool children, engaging the children and their families in school readiness activities, particularly around early childhood literacy. Members garnered community interest and support through an annual Children Across the City day where parents, their children, and other community members were introduced to a variety of learning activities for preschool-age children.

Grant Award	Percent Match	Actual Enrollment	Fill Rate
\$549,780	71%	345	92%

AmeriCorps* National Direct Program 2002–2003

Local Initiatives Support Corporation

The Local Initiatives Support Corporation is a national non-profit organization that provides funding and technical guidance to local Community Development Corporations (CDC's) which are rebuilding neighborhoods across the nation. Members engaged in community revitalization activities including housing outreach and education, job training, youth education programs, neighborhood planning, and human services planning.

Grant Award	Percent Match	Actual Enrollment	Fill Rate
\$1,081,235	55%	104	87%

Lower Mississippi Delta Service Corps, Inc.

The Lower Mississippi Delta Service Corps, Inc. (LMDSC) is a national non-profit, tri-state collaboration with partners in Louisiana, Arkansas, and Mississippi, whose mission is to provide effective management and governance of a regional service corps. The Lower Mississippi Delta Service Corps, Inc., was committed to meeting the unique needs of the people of the Delta. AmeriCorps members performed a variety of functions in the areas of education and human service. Activities included tutoring children and adults in literacy skills, serving in food banks, locating shelter and affordable housing for low income residents, and facilitating independent living for homebound. Members were placed individually or in small groups in host agencies throughout the Delta.

Grant Award	Percent Match	Actual Enrollment	Fill Rate
\$2,998,592	23%	302	111%

Mid-Atlantic Network of Youth and Family Services, Inc.

The Mid-Atlantic Network of Youth and Family Services (MANY) is a regional network of 50 community-based agencies providing services to runaway, homeless and other youth in high-risk situations. MANY provides coordination, training, and technical assistance to affiliates in six states. AmeriCorps members tutored and mentored runaway, homeless and at-risk youth. They led after school and summer education and enrichment programs, taught independent living, engaged in intergenerational projects such as renovation of facilities for use by the elderly, built recreational facilities for adventure-based programming, conducted drug and alcohol prevention workshops, and organized volunteers for Big Brothers/Big Sisters.

Grant Award	Percent Match	Actual Enrollment	Fill Rate
\$2,022,758	35%	175	96%

AmeriCorps* National Direct Program 2002–2003

National Association for Public Interest Law (Equal Justice Works)¹

The National Association of Public Interest Law (NAPIL) is a national coalition of law student organizations that offers grants and other forms of assistance to students and recent graduates engaged in public interest employment. It works with member organizations to create public interest legal employment and training opportunities, remove the economic barriers that confront public interest lawyers, and provide informational resources for public service work. Members secured affordable housing for low income families, assisted domestic violence victims, and coordinated projects to prevent homelessness.

Grant Award	Percent Match	Actual Enrollment	Fill Rate
\$881,553	56%	41	75%

National AIDS Fund, Inc.

The National AIDS Fund supports communities by developing resources for HIV/AIDS prevention and care. The Fund directs national level philanthropic resources to locally determined HIV/AIDS education and community-based initiatives. In addition, the Fund provides technical assistance, training and networking to its affiliate Community Partnerships. Members delivered meals, provided transportation to medical appointments, educated communities about HIV prevention, offered crisis support to families who have lost a member to AIDS, cared for patients in AIDS hospices, and administered HIV antibody tests with pre- and post-test counseling sessions.

Grant Award	Percent Match	Actual Enrollment	Fill Rate
\$560,347	61%	46	100%

National Alliance of Urban Literacy Coalitions (Literacy USA)²

The National Alliance of Urban Literacy Coalitions (NAULC) was established in 1995 when a group of 15 urban literacy coalitions convened with the assistance of United Way of America to create a national organization focused on urban literacy. The National Alliance of Urban Literacy Coalitions network of over 2,300 literacy service providers and over 700,000 learners funnel literacy information and resources directly to the field. The Literacy AmeriCorps program has been an AmeriCorps grantee since 1994 through the Houston Reads Commission. In 2002-2003, Literacy* AmeriCorps members provided literacy instruction for children and adults in schools and at family literacy centers. Members also tutored adults in GED and ESL classes. Members generated volunteers for local literacy projects.

Grant Award	Percent Match	Actual Enrollment	Fill Rate
\$2,007,809	28%	153	79%

¹ Equal Justice Works is the legal applicant as of the publication date of this report.

² Literacy USA is the legal applicant as of the publication date of this report.

AmeriCorps* National Direct Program 2002–2003

National Association of Child Care Resource and Referral Agencies

The National Association of Child Care Resource and Referral Agencies (NACCRRA) promotes the growth and development of high quality resource and referral services; and exercises national policy leadership to build a diverse, high quality child care system with parental choice and equal access for all families. AmeriCorps members built community stability by improving the quality and availability of infant/toddler and school age child care. Members worked directly with families, children, child care providers and the community by serving in child care settings, provided trainings to child care providers, consulted with child care centers on program improvements, provided resource materials to families, and helped families obtain education, health care, and other services.

Grant Award	Percent Match	Actual Enrollment	Fill Rate
\$440,779	51%	43	100%

National Association of Community Health Centers, Inc.

The National Association of Community Health Centers is a non-profit organization that provides professional support services to over 800 community health centers by furnishing needed preventive and primary health care to medically underserved communities in over 2,000 sites nationwide. In 2002-2003, AmeriCorps Promise Fellows linked individuals in medically underserved areas with health services, and provided health education workshops and sessions on chronic disease management. Members also linked patients to other social service organizations and assured appropriate utilization of health care services.

Grant Award	Percent Match	Actual Enrollment	Fill Rate
\$2,175,944	30%	182	82%

National Council of La Raza

The National Council of La Raza (NCLR) is a private, non-profit, non-partisan organization established in 1968 with the aim of reducing poverty and discrimination, and improving life opportunities for Hispanics. It is the nation's largest constituency-based Hispanic organization, serving over two million Hispanics through a grassroots network of over 180 community-based organizations. NCLR has been an AmeriCorps grantee since 1995. NCLR AmeriCorps members serve as tutors and mentors for pre-school and school-age children, and as career developers for youth and adults. Members teach ESL and GED classes, computer literacy and software skills, and provide instructional support for family literacy programs.

Grant Award	Percent Match	Actual Enrollment	Fill Rate
\$804,709	34%	93	74%

AmeriCorps* National Direct Program 2002–2003

NetDay, Inc.

NetDay was founded as a grassroots volunteer effort to wire K-12 classrooms for Internet access. The mission has expanded to address the use of technology and the Internet. The NetDay AmeriCorps Bridge helped schools in empowerment zones to incorporate information technology into classrooms. Each site was comprised of a cluster of elementary, junior high/middle, and high schools. Members trained teachers in basic technology and educational software programs; served as a resource to teachers in incorporating technology into the classroom; assisted children with technology projects in the classroom; and trained community members in Internet usage.

Grant Award	Percent Match	Actual Enrollment	Fill Rate
\$500,323	33%	90	95%

Northeastern University

The AmeriCorps Promise Fellows program, created in 1988, is part of a national leadership cadre of 500 committed and talented individuals dedicated to building a better future for children and youth. In February of 2000, Northeastern University became the first private university in the country to host an AmeriCorps Promise Fellowship Program - The Massachusetts Promise Fellows. The program is located in Northeastern's Center of Community Service. There, a Program Director and Senior Fellow coordinate the activities of 25 Massachusetts AmeriCorps Promise Fellows serving in communities across the Commonwealth. The members provide young people with mentors, tutors, access to health care, after-school activities and opportunities to serve their communities.

Grant Award	Percent Match	Actual Enrollment	Fill Rate
\$502,946	43%	59	84%

Notre Dame Mission Volunteers

Notre Dame Mission Volunteers-AmeriCorps, or Notre Dame-AmeriCorps, believes that education is the fundamental tool in the struggle of the poor for human dignity, self-esteem, and self-determination. The organization's goal is to promote and encourage education, community empowerment, leadership development and multicultural harmony in hopes of producing greater unity, less violence, and better-informed citizens in our communities. Notre Dame-AmeriCorps members work to empower the economically disadvantaged and oppressed through education and personal hands-on support. They tutor children and adults (literacy, GED, and ESL), organize after-school enrichment activities, model and teach conflict resolution and parental effectiveness, and involve community professionals in the learning process.

Grant Award	Percent Match	Actual Enrollment	Fill Rate
\$2,147,656	29%	173	98%

AmeriCorps* National Direct Program 2002–2003

Philadelphia AIDS Consortium

The Philadelphia AIDS Consortium is the Commonwealth of Pennsylvania's planning coalition and fiscal agent for all HIV/AIDS related services in the five counties of southeastern Pennsylvania. The Consortium plans for service delivery over these five counties and four counties in southern New Jersey. The Consortium utilizes community caucuses to set funding priorities, and monitors, evaluates and supports a range of programs throughout this area. Programs include prevention education, counseling, primary medical care, home health care and case management. Access to Care Through Services (ACTS) AmeriCorps members provided planning support, direct care, education and supportive services to persons both infected with and affected by HIV/AIDS. ACTS members focused on serving persons of color, women, and children. Using peer education, members assisted persons infected with and affected by HIV/AIDS to navigate the service delivery system, provided case management, nutrition counseling, and other services.

Grant Award	Percent Match	Actual Enrollment	Fill Rate
\$320,650	29%	58	109%

Public Allies, Inc.

Public Allies is a national non-profit organization addressing critical issues by building strong communities through young adults capable of practicing leadership. Specifically, members served in transitional housing facilities finding homes for families, taught adult literacy, developed volunteer programs for community members, and initiated leadership training for youth. In addition, members designed and implemented community-wide service projects.

Grant Award	Percent Match	Actual Enrollment	Fill Rate
\$981,420	60%	88	97%

Robert F. Kennedy Memorial

The Robert F. Kennedy (RFK) Memorial works across the country and around the world to carry forward Robert Kennedy's mission for social justice by helping disadvantaged and oppressed people and recognizing, training, and supporting upcoming leaders. In 2002-2003, it sponsored the RFK Fellows program, which was designed to train young people and provide them with public-service placements. AmeriCorps members, placed at community-based organizations, assisted at-risk youth to gain leadership skills through provision of solutions to neighborhood violence and out-of-school learning activities. Members served as mentors and tutors, organized out-of-school activities, taught conflict resolution and violence prevention, youth case management, and integrated community members in service.

Grant Award	Percent Match	Actual Enrollment	Fill Rate
\$246,640	57%	41	103%

AmeriCorps* National Direct Program 2002–2003

Save the Children Foundation

Save the Children Foundation is a private non-profit international child-assistance organization in operation since 1932. Save the Children's domestic mission is to mobilize local and national resources to create lasting, positive change for children living in low-income communities.

AmeriCorps members conducted needs assessments and resource mapping, facilitated youth councils, provided training on CPR, First Aid, and supported health programs that promote wellness through nutrition and exercise, and deter high-risk behaviors such as smoking, alcohol and drug abuse, sexually transmitted diseases and teen pregnancy.

Grant Award	Percent Match	Actual Enrollment	Fill Rate
\$1,102,442	34%	99	94%

SEEDCO

Seedco is a community development intermediary whose mission is to improve the physical economic and social conditions of predominately low-income communities by catalyzing sustainable partnerships between community-based organizations and local, regional and national institutions. Members served in community-based organizations and schools providing instruction to youth and community members in basic computer and technology skills. Members also recruited volunteers to provide additional instruction and services in the technology centers and schools. Operating sites were partnerships between local institutions of higher education and local community-based organizations.

Grant Award	Percent Match	Actual Enrollment	Fill Rate
\$549,285	37%	66	59%

Teach for America, Inc.

Teach For America is the national teacher corps of outstanding recent college graduates of all academic majors who commit two years to teach in urban and rural public schools. Teach For America provided this country's most disadvantaged students with excellent teachers who will go beyond traditional expectations to ensure that their students achieve academically. Teach for America also tries to influence the career direction and civic commitment of corps members, building an ever-expanding force of leaders and citizens who are committed to making the changes needed to ensure that all children in this nation have the opportunity to attain an excellent education.

Grant Award	Percent Match	Actual Enrollment	Fill Rate
\$1,633,000	33%	1358	94%

AmeriCorps* National Direct Program 2002–2003

U. S. Veterans Initiative

The U.S. Veterans Initiative partners national and community-based non-profits with federal, state, and local agencies and educational institutions to provide outreach, needs assessments, and referrals to homeless veterans and other homeless persons. U.S. Vets AmeriCorps members strengthen these services and link programs in ways that make them more accessible to homeless veterans. AmeriCorps members work to bring veterans off the streets, connect veterans to housing and needed services, help these individuals locate jobs, and work to improve links between community programs to improve service access.

Grant Award	Percent Match	Actual Enrollment	Fill Rate
\$1,377,469	24%	131	89%

University of Maryland Baltimore County—Shriver Center (CLEARCorps USA, Independent)³
CLEARCorps is an AmeriCorps Service Network Program working to reduce childhood lead poisoning in the housing of low-income families. Teams of CLEARCorps members are trained to educate the community on lead risk reduction, while repairing, cleaning, and painting homes to reduce lead levels.

Grant Award	Percent Match	Actual Enrollment	Fill Rate
\$857,600	66%	37	44%

University of Maryland Center on Aging

The University of Maryland Center on Aging operates the Legacy Corps for Health and Independent Living, a program that in 2002–2003 operated in eight sites around the country and focused on providing respite care to individuals and families caring for a loved one at home. Participants were over the age of 50 who helped families to maintain independent living and forgo institutionalization for their older loved ones. Members committed to a full year of service and were required to provide 450 hours of assistance during that time period, equaling about 10 hours per week. In return, members received a living allowance, transportation reimbursement, and an educational award that could be used at any institute of higher learning.

Grant Award	Percent Match	Actual Enrollment	Fill Rate
\$985,415	27%	293	91%

³ CLEARCorps USA—independent of the Shriver Center—is the legal applicant as of the publication date of this report.

AmeriCorps* National Direct Program 2002–2003

We Care America, Inc.⁴

The mission of We Care America (WCA) is to build capacity among faith based organizations, strengthening their ability to impact critical community needs across the nation by providing access, advocacy and new resources. We Care America operates a national network that connects faith based and community based organizations, civic and governmental entities in collaborative efforts to meet community needs. The national Faith Based AmeriCorps Incubator project in 2002-2003 aimed to develop after school tutoring programs in small faith based organizations, in which AmeriCorps members would serve as tutors. Local program sites were established, and supervisors were trained in program and fiscal management procedures sustainability and AmeriCorps provisions during the first year of National Direct funding. In subsequent years, they will compete for state commission funds. New sites will then be brought into the national grant.

Grant Award	Percent Match	Actual Enrollment	Fill Rate
\$49,951	38%	N/A	N/A

Youth Volunteer Corps of America, Inc.

Youth Volunteer Corps of America creates volunteer opportunities to enrich America's youth, addresses community needs, and develops a lifetime commitment to service. There are Youth Volunteer Corps programs in over fifty communities in the United States. AmeriCorps members act as service learning coordinators, recruiting and training school-age youth to recognize and address community problems, and provide tutoring, mentoring, and reading support. Members also recruit, lead, and supervise volunteers in youth-generated service projects, while encouraging each volunteer to commit to a lifetime of service.

Grant Award	Percent Match	Actual Enrollment	Fill Rate
\$352,867	36%	26	87%

YouthBuild USA, Inc.

Founded in 1990, YouthBuild USA is a national non-profit organization that supports a nationwide network of 200 local YouthBuild programs. YouthBuild AmeriCorps members participate in this innovative program, working toward their GED or high school diploma while learning construction skills and building affordable housing for homeless and low-income people. Members also gain training in leadership development, community service, and participate in the creation of a positive mini-community of adults and youth committed to service. Since 1994, more than 20,000 young people have helped rebuild their communities and transform their own lives through the creation of more than 7,000 units of affordable housing.

Grant Award	Percent Match	Actual Enrollment	Fill Rate
\$2,843,094	74%	568	97%

⁴ We Care America, Inc. was a planning grant for fiscal year 2002. As such, it had no budgeted members.



AmeriCorps*VISTA

Terms and Definitions for AmeriCorps*VISTA

The terms used specifically within this section profiling performance in AmeriCorps*VISTA are defined below.

AmeriCorps*VISTA (Volunteers in Service to America). A full-time, national service program for men and women ages 18 and older who are interested in developing lasting solutions to the problems of poverty in America. The role of AmeriCorps*VISTA members is to mobilize community resources and increase the capacity of low-income communities to solve local problems. Members serve in non-profit community and faith-based organizations and agencies to help develop permanent infrastructure that aids and expands services, and strengthens local programs.

Completion Rates. The number of members who complete their term of service during a given fiscal year.

Assignments and Enrollment: Assignments include VISTA members who are enrolled in the Education Trust in order to receive an education award at the successful completion of service as well as those who have chosen not to receive an education award. For those VISTAs enrolled in the trust, *enrollment* data were taken from the National Service Trust and represent the number of enrolled AmeriCorps members who began their term of service during a given fiscal year. This term refers to the number of actual enrolled AmeriCorps members—in past years, the Corporation has reported on the number of budgeted slots for members, not actual enrollments. Programs thus may have additional, unfilled slots not reflected in these data.

Education Award. After successfully completing a term of service, AmeriCorps members who are enrolled in the National Service Trust are eligible to receive an education award. The education award can be used to pay education costs at qualified institutions of higher education or training, or to repay qualified student loans. The award currently is \$4,725 for a year of full-time service, with correspondingly lesser awards for half-time and reduced half-time service. A member has up to seven years after his or her term of service has ended to claim the award.

Member. “Member” is a term used to describe AmeriCorps participants. Most members receive a living allowance or other benefits as part of their enrollment in AmeriCorps. Upon successful completion of a term of service, members are eligible to receive an education award.¹ In AmeriCorps, *members* are distinct from *volunteers*, the latter of whom do not receive financial compensation for participating in service programs.²

National Service Trust (The Trust). Established by the National and Community Service Trust Act of 1993 (42 USC 12601, et. seq.), the National Service Trust provides funds for education awards for eligible participants who complete service under AmeriCorps. The Trust consists of amounts appropriated to the Corporation, interest earned, and the proceeds for the sale or redemption of Trust investments. Under the Trust Act, funds are available to:

- Repay qualified student loans
- Pay educational expenses at an institution of higher education
- Pay expenses incurred through an approved school-to-work program
- Repay eligible interest expense

The value of any education award depends upon the length of service performed by an AmeriCorps member. A full term of service constitutes at least 1,700 hours of service per program year and entitles the member to the full education award of \$4,725. Completion of a half-time term, requiring a minimum

of 900 hours of service, entitles the member to exactly half of the full education award. Reduced half-time, minimum-time, and quarter-time terms are also offered. Education awards earned by AmeriCorps members are available to be used for seven years from the end of the term of service.

Trust Service Award Liability. The Trust service award liability represents unpaid earned, and expected-to-be-earned education awards and eligible interest forbearance costs, which are expected to be used. These amounts relate to participants who have completed service or are currently enrolled in the program and are expected to earn an award.

Volunteer Service Year (VSY). A Volunteer Service Year (VSY) in AmeriCorps*VISTA equals one full year of service (365 days).

Data Sources for AmeriCorps*VISTA

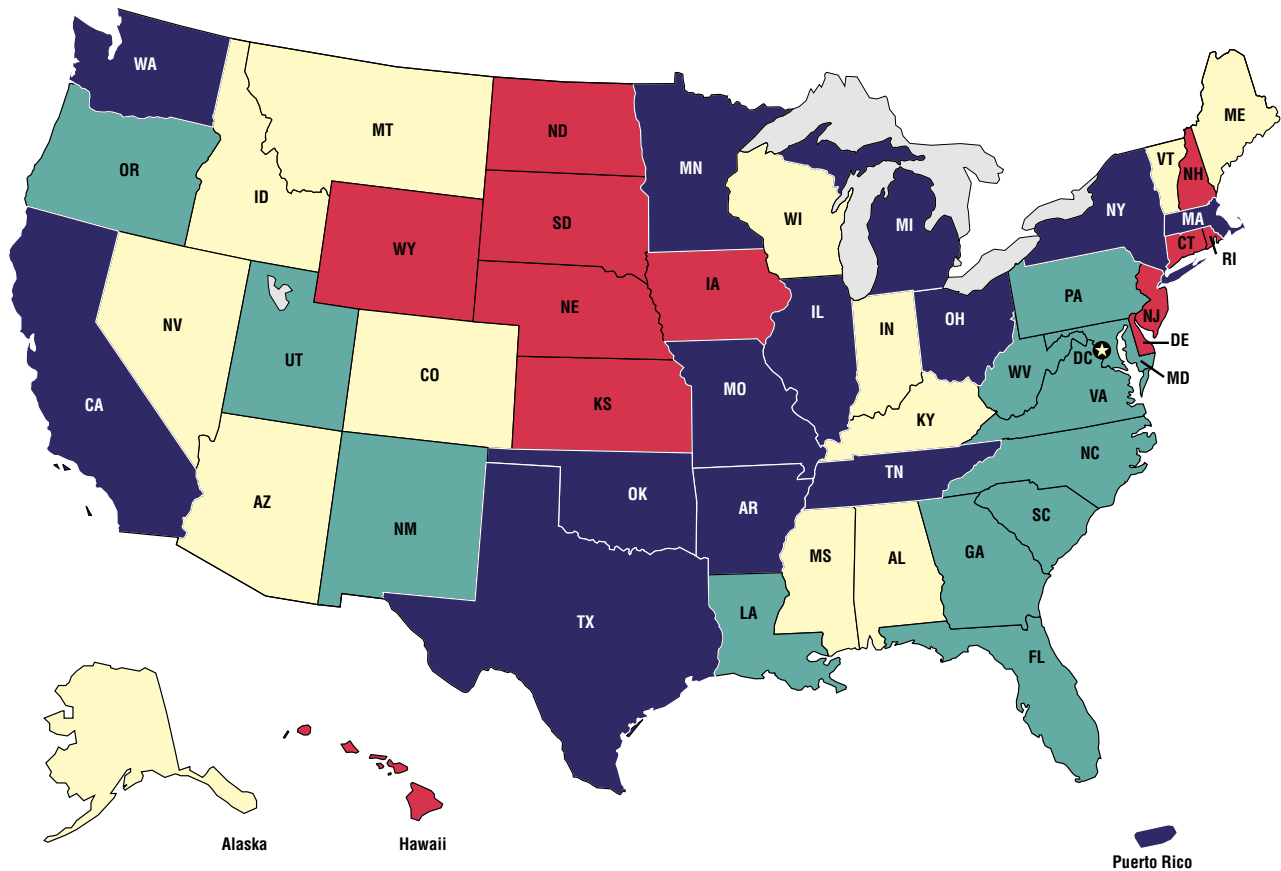
Data in this section were drawn from Corporation data system eSpan. A summary of these data can be found in the Appendix.

End notes

- 1 AmeriCorps*VISTA members who successfully complete a term of service are eligible to receive either an education award or a post-service stipend.
- 2 Senior Corps uses the term “volunteer” to describe their service participants, although Foster Grandparents and Senior Companions do receive small stipends.

AmeriCorps* VISTA

VISTA Assignments by State: Program Year 2002–2003*



Assignments

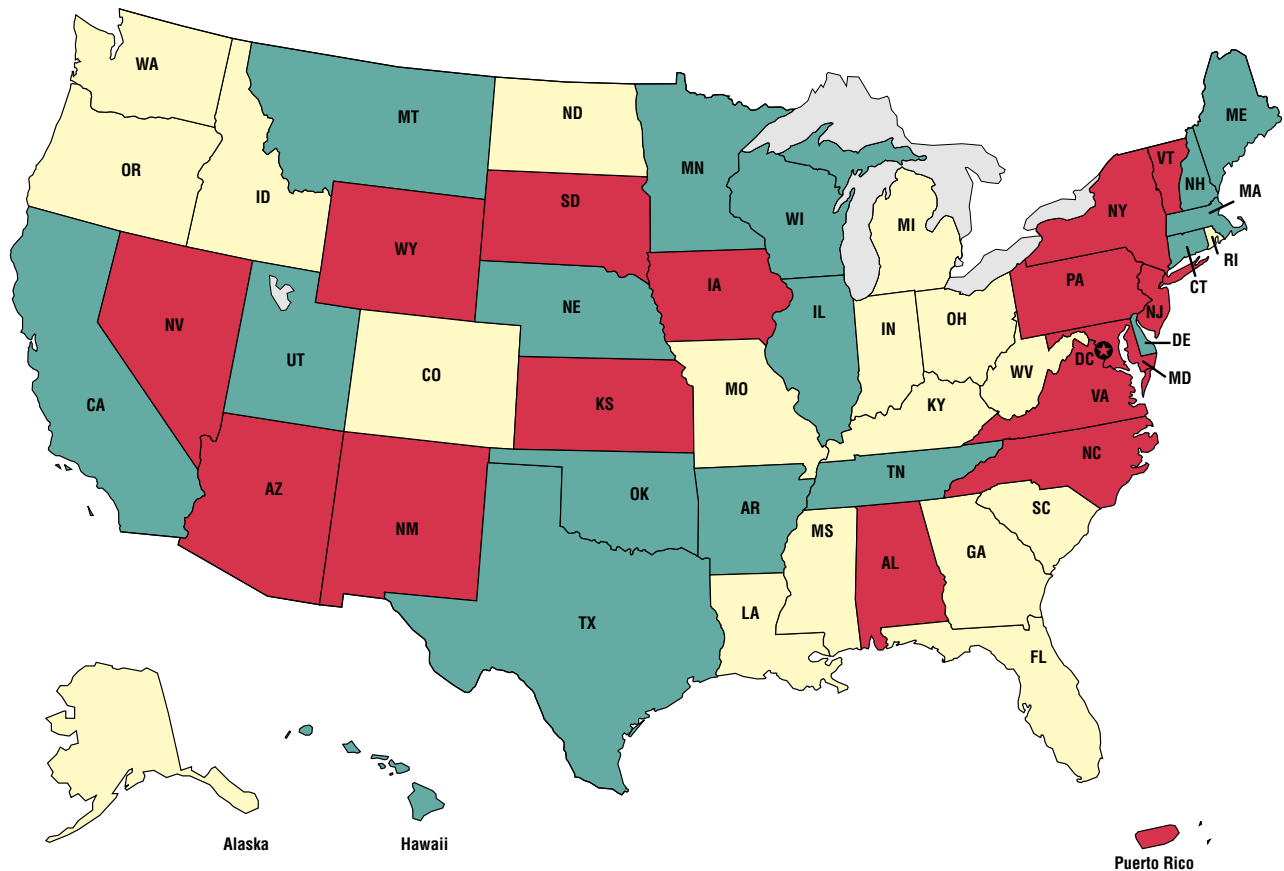
(Assignments refer to the number of VISTA members assigned or enrolled.)

- 54 or fewer VISTA members.
- 55 to 99 VISTA members.
- 100 to 179 VISTA members.
- 180 or more VISTA members.

* For reporting purposes in this document, program year 2002–2003 spans October 1, 2002 through September 30, 2003.

AmeriCorps* VISTA

VISTA Completion Rates by State: Program Year 2002–2003*



Completion Rate

(Completion rates are the percentage of members who have completed their term of service.)

- Fewer than 77% of enrollees completed VISTA requirements.
- 77% to 81% of enrollees completed VISTA requirements.
- 82% or more enrollees completed VISTA requirements.

* For reporting purposes in this document, program year 2002–2003 spans October 1, 2002 through September 30, 2003.



AmeriCorps* NCCC

Terms and Definitions for AmeriCorps*NCCC

The terms used specifically within this section profiling performance across the five regions of AmeriCorps*NCCC are defined below.

AmeriCorps*National Civilian Community Corps (NCCC). Modeled after the Civilian Conservation Corps and the United States military, the AmeriCorps*NCCC is a ten-month, full-time, team-based residential program for men and women ages 18 to 24. The mission of the program is to strengthen communities and develop leaders through team-based national and community service. There are five regional AmeriCorps*NCCC campuses: Perry Point, Maryland (Northeast); Washington, DC (Capital); Charleston, South Carolina (Southeast); Denver, Colorado (Central); and Sacramento, California (Western).

Completion Rates. The number of members who complete their term of service during a given fiscal year.

Education Award. After successfully completing a term of service, AmeriCorps members who are enrolled in the National Service Trust are eligible to receive an education award. The education award can be used to pay education costs at qualified institutions of higher education or training, or to repay qualified student loans. The award currently is \$4,725 for a year of full-time service, with correspondingly lesser awards for half-time and reduced half-time service. A member has up to seven years after his or her term of service has ended to claim the award.

Enrollment. Enrollment data were taken from the National Service Trust and represent the number of enrolled AmeriCorps members who began their term of service during a given fiscal year. This term refers to the number of actual enrolled AmeriCorps members—in past years, the Corporation has reported on the number of budgeted slots for members, not actual enrollments. Programs thus may have additional, unfilled slots not reflected in these data.

Member. “Member” is a term used to describe AmeriCorps participants. Most members receive a living allowance or other benefits as part of their enrollment in AmeriCorps. Upon successful completion of a term of service, members are eligible to receive an education award.¹ In AmeriCorps, *members* are distinct from *volunteers*, the latter of whom do not receive financial compensation for participating in service programs.²

National Service Trust (The Trust). Established by the National and Community Service Trust Act of 1993 (42 USC 12601, et. seq.), the National Service Trust provides funds for education awards for eligible participants who complete service under AmeriCorps. The Trust consists of amounts appropriated to the Corporation, interest earned, and the proceeds for the sale or redemption of Trust investments. Under the Trust Act, funds are available to:

- Repay qualified student loans
- Pay educational expenses at an institution of higher education
- Pay expenses incurred through an approved school-to-work program
- Repay eligible interest expense

The value of any education award depends upon the length of service performed by an AmeriCorps member. A full term of service constitutes at least 1,700 hours of service per program year and entitles the member to the full education award of \$4,725. Completion of a half-time term, requiring a minimum of 900 hours of service, entitles the member to exactly half of the full education award. Reduced half-time, minimum-time, and quarter-time terms are also offered. Education awards earned by AmeriCorps members are available to be used for seven years from the end of the term of service.

Trust Service Award Liability. The Trust service award liability represents unpaid earned, and expected-to-be-earned education awards and eligible interest forbearance costs, which are expected to be used. These amounts relate to participants who have completed service or are currently enrolled in the program and are expected to earn an award.

Data Sources for AmeriCorps*NCCC

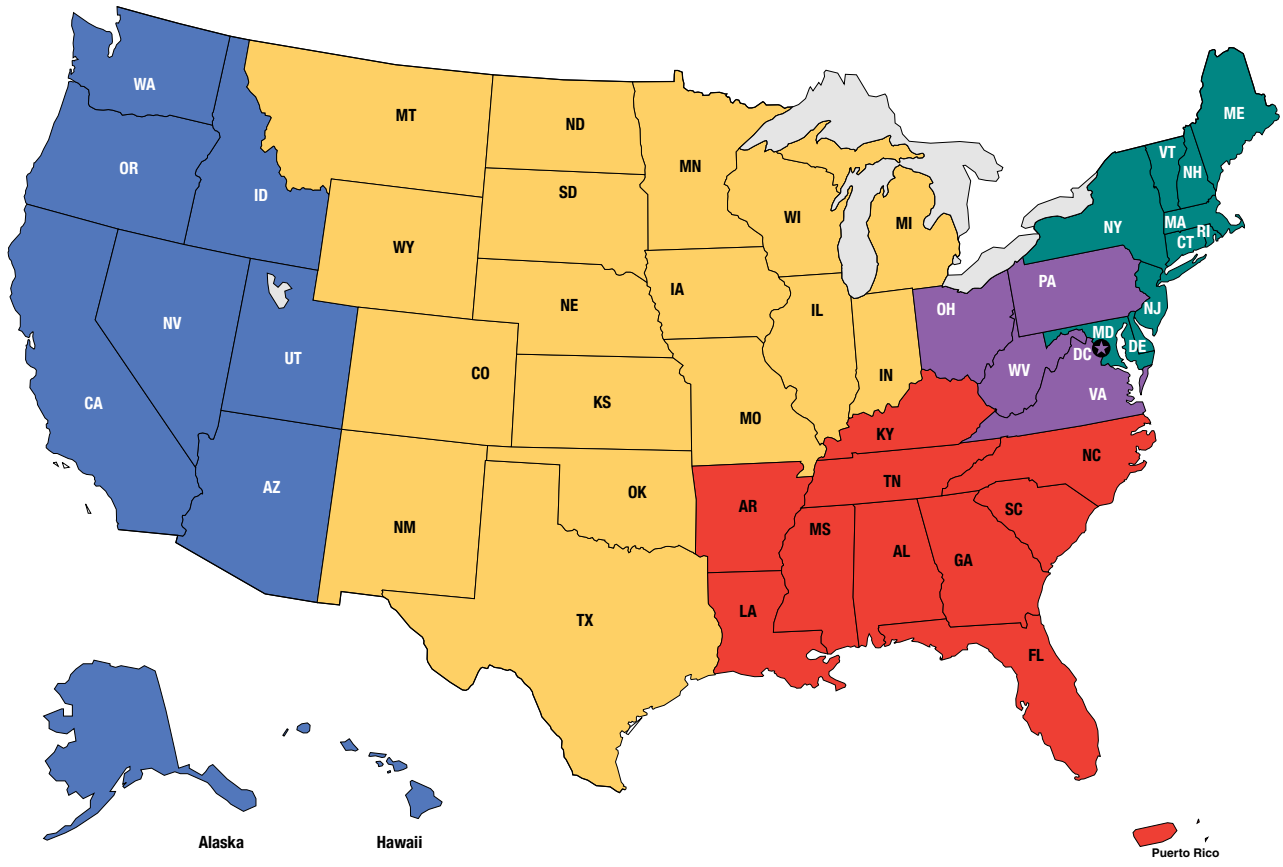
Data in this section of the report, submitted by each of the five regional campuses, were drawn from Corporation data systems, including eSpan, eGrants, and WBRS. AmeriCorps*NCCC data can be found in the AmeriCorps*NCCC tables of the Appendix.

End notes

- 1 AmeriCorps*VISTA members who successfully complete a term of service are eligible to receive either an education award or a post-service stipend.
- 2 Senior Corps uses the term “volunteer” to describe their service participants, although Foster Grandparents and Senior Companions do receive small stipends.

AmeriCorps* NCCC Regional Campuses

AmeriCorps* NCCC



Northeast Region	Capital Region	Southeast Region	Central Region	Western Region
Connecticut Delaware Maine Maryland Massachusetts New Hampshire New Jersey New York Rhode Island Vermont	District of Columbia Ohio Pennsylvania Virginia West Virginia	Alabama Arkansas Florida Georgia Kentucky Louisiana Mississippi North Carolina South Carolina Tennessee Atlantic Territories	Colorado Illinois Indiana Iowa Kansas Michigan Minnesota Missouri Montana Nebraska New Mexico North Dakota Oklahoma South Dakota Texas Wisconsin Wyoming	Alaska Arizona California Hawaii Idaho Nevada Oregon Utah Washington Pacific Territories

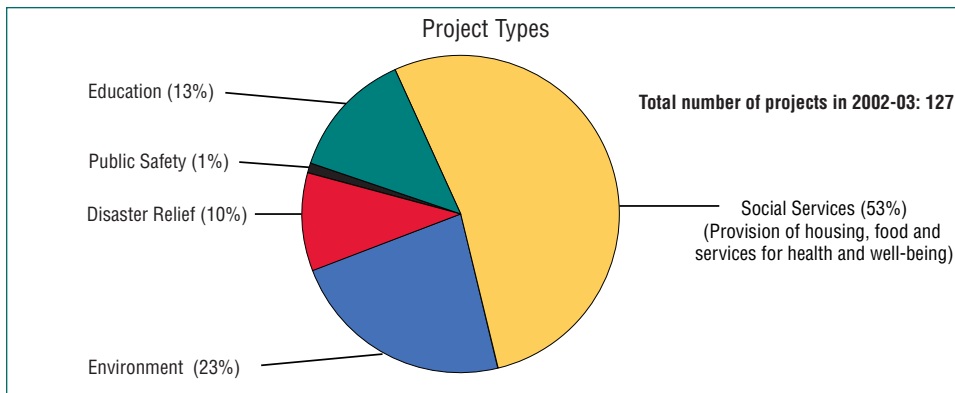
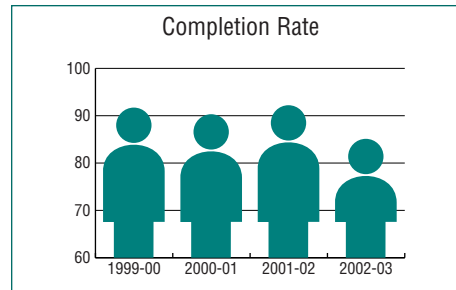
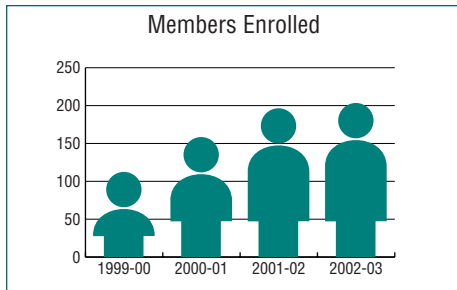
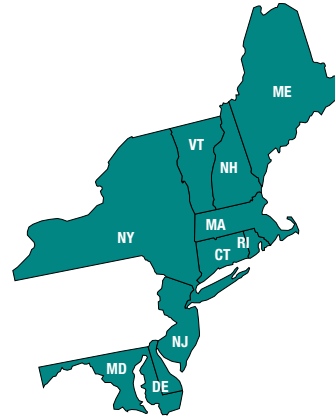
AmeriCorps* NCCC Regional Campuses: Program Year 2002-2003*

Northeast Region

Contact information:

Ken Bixler, Region Director
NCCC Northeast Region
VA Medical Center
P.O. Box 27
Perry Point, MD 21902

States Served: CT, DE, MA, MD,
ME, NH, NJ, NY, RI, VT



Highlights**

Disaster Relief

- Provided disaster relief to 384,134 persons

Education

- Tutored, supported, and/or taught life skills to 1,215 youth offenders

Environment

- Conducted prescribed burns on 6 acres
- Constructed/Repaired 6 playgrounds
- Constructed 4 new miles of hiking trails

Social Services

- Assisted 2,130 at-risk youth
- Constructed 94 new houses
- Assisted 1,680 people with disabilities
- Received, inventoried and distributed more than 366,000 pounds of food
- Assisted 491 senior citizens
- Assisted 430 veterans
- Recruited or coordinated 3,386 volunteers

* For reporting purposes in this document, program year 2002-2003 spans October 1, 2002 to September 30, 2003.

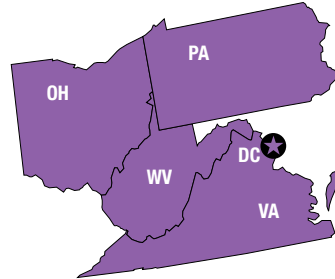
** 2002-2003 highlighted accomplishment data for NCCC are reported through eGrants. NCCC campus staff submits self-reported members' activities. In addition, project sponsors sign off to verify accomplishment reports.

AmeriCorps* NCCC Regional Campuses: Program Year 2002-2003*

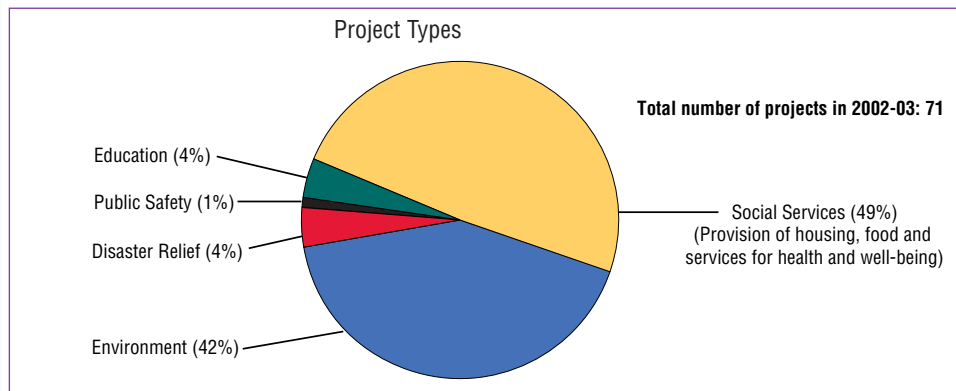
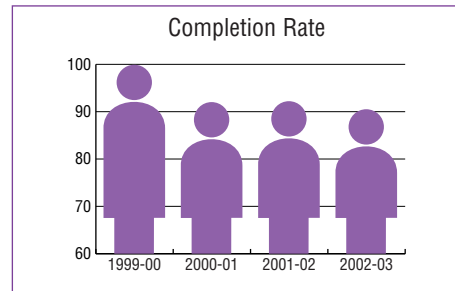
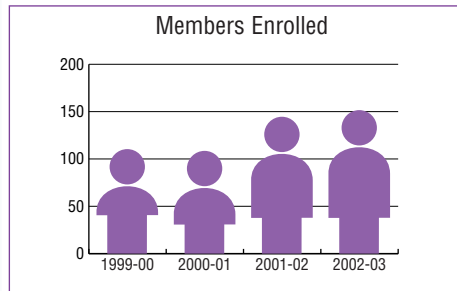
Capital Region

Contact information:

Charles Davenport, Region Director
NCCC Capital Region
#2 DC Village Lane, SW
Washington, DC 20032



States Served: DC, OH, PA, VA, WV



Highlights**

Environment

- Planted nearly 1,500 seedlings
- Constructed 18 new miles of hiking trails

Social Services

- Assisted 609 at-risk youth
- Constructed 48 new houses
- Assisted 5 people with disabilities
- Received, inventoried and distributed more than 30,000 pounds of food
- Assisted 52 senior citizens
- Recruited or coordinated 3,795 volunteers

* For reporting purposes in this document, program year 2002-2003 spans October 1, 2002 to September 30, 2003.

** 2002-2003 highlighted accomplishment data for NCCC are reported through eGrants. NCCC campus staff submits self-reported members' activities. In addition, project sponsors sign off to verify accomplishment reports.

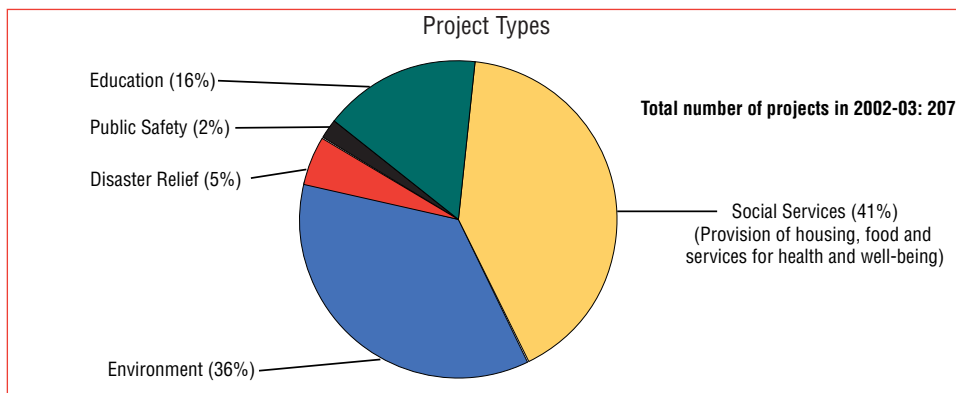
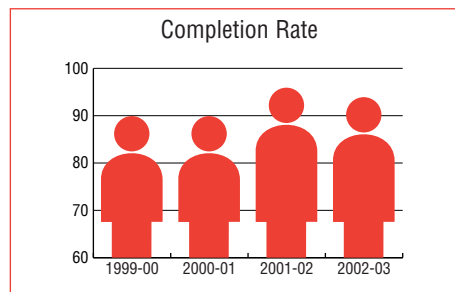
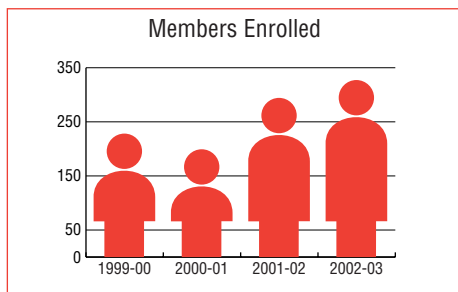
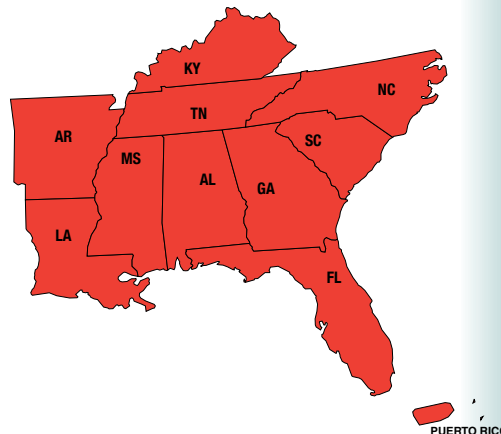
AmeriCorps* NCCC Regional Campuses: Program Year 2002-2003*

Southeast Region

Contact information:

Jeff Biel, Region Director
NCCC Southeast Region
2231 South Hobson Avenue
Charleston, SC 29405-2430

States Served: AL, AR, FL,
GA, KY, LA, MS, NC, SC, TN,
Atlantic Territories



Highlights**

Environment

- Conducted prescribed burns on 1,525 acres
- Planted more than 71,000 seedlings
- Constructed 30 new miles of hiking trails

Education

- Tutored, supported, and/or taught life skills to 30 youth offenders

Disaster Relief

- Provided disaster relief to 108,282 persons

Social Services

- Assisted 1,178 at-risk youth
- Constructed 153 new houses
- Assisted 988 people with disabilities
- Received, inventoried and distributed more than 18,000 pounds of food
- Assisted 795 senior citizens
- Assisted 20 veterans
- Recruited or coordinated 17,724 volunteers

* For reporting purposes in this document, program year 2002-2003 spans October 1, 2002 to September 30, 2003.

** 2002-2003 highlighted accomplishment data for NCCC are reported through eGrants. NCCC campus staff submits self-reported members' activities. In addition, project sponsors sign off to verify accomplishment reports.

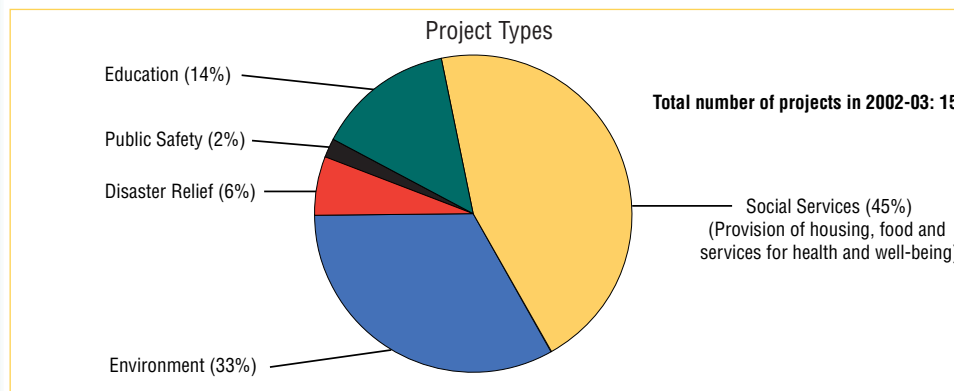
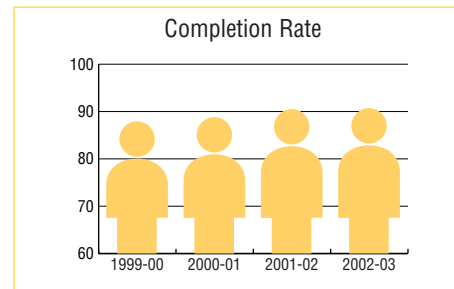
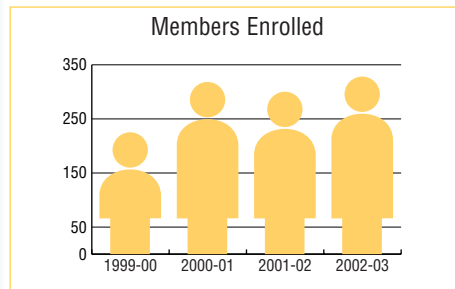
AmeriCorps* NCCC Regional Campuses: Program Year 2002-2003*

Central Region

Contact information:

Jules Hampton, Region Director
NCCC Central Region
1059 South Yosemite Street
Building 758, Room 213
Denver, CO 80230

States Served: CO, IL, IN, IA, KS, MI, MN, MO, MT, NE, NM, ND, OK, SD, TX, WI, WY



Highlights**

Disaster Relief

- Provided disaster relief to 698 persons

Environment

- Conducted prescribed burns on 1,163 acres
- Constructed/Repaired 10 playgrounds
- Constructed 1,683 new miles of hiking trails

Education

- Tutored, supported, and/or taught life skills to 194 youth offenders

Social Services

- Assisted 5,355 at-risk youth
- Constructed 52 new houses
- Assisted 4,783 people with disabilities
- Received, inventoried and distributed more than 35,000 pounds of food
- Assisted 1,140 senior citizens
- Assisted 121 veterans
- Recruited or coordinated 2,375 volunteers

* For reporting purposes in this document, program year 2002-2003 spans October 1, 2002 to September 30, 2003.

** 2002-2003 highlighted accomplishment data for NCCC are reported through eGrants. NCCC campus staff submits self-reported members' activities. In addition, project sponsors sign off to verify accomplishment reports.

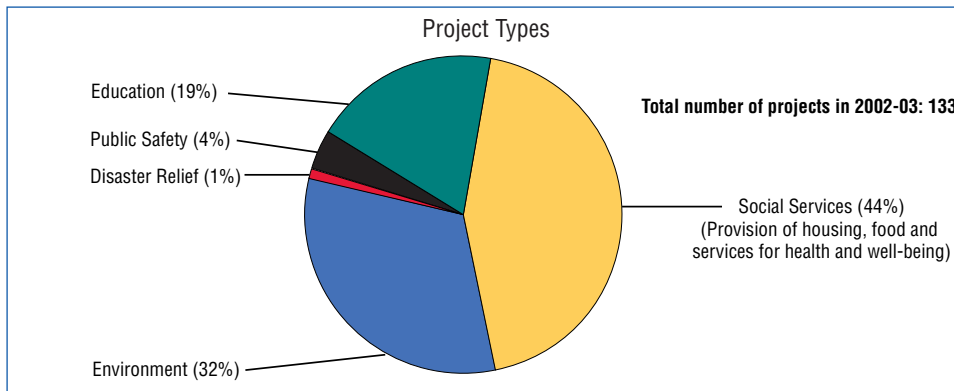
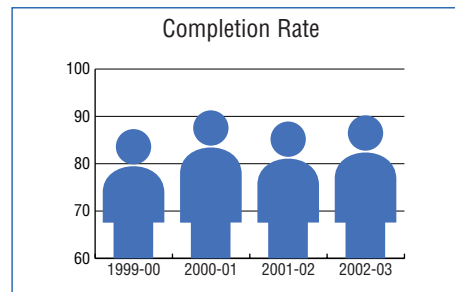
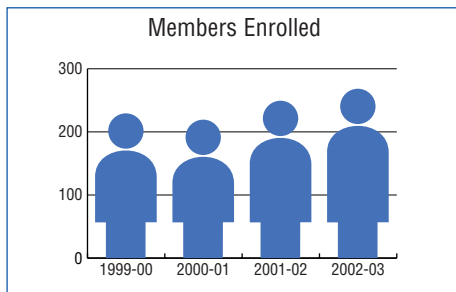
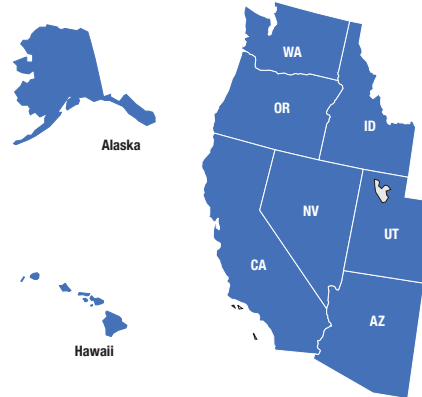
AmeriCorps* NCCC Regional Campuses: Program Year 2002-2003*

Western Region

Contact information:

Keith Caudle, Region Director
NCCC Western Region
3427 Laurel Street
Sacramento, CA 95652

States Served: AK, AZ, CA, HI, ID, NV, OR, UT, WA, Pacific Territories



Highlights**

Disaster Relief

- Provided disaster relief to 120,000 persons

Environment

- Constructed/Repaired 1 playground
- Planted more than 2,500 seedlings
- Constructed 21 new miles of hiking trails
- Tutored, supported, and/or taught life skills to 75 youth offenders

Social Services

- Assisted 1,171 at-risk youth
- Constructed 58 new houses
- Assisted 1,020 people with disabilities
- Received, inventoried and distributed 3.7 million pounds of food
- Assisted 254 senior citizens
- Assisted 337 veterans
- Recruited or coordinated 3,896 volunteers

* For reporting purposes in this document, program year 2002-2003 spans October 1, 2002 to September 30, 2003.

** 2002-2003 highlighted accomplishment data for NCCC are reported through eGrants. NCCC campus staff submits self-reported members' activities. In addition, project sponsors sign off to verify accomplishment reports.