

Highlights of the
**Federal Transit
Administration's**
Impact on
Public Transportation
in the United States





FTA's capital investments and support for transit promote transportation choices that increase mobility and enhance the quality of life for millions of Americans.

FTA: A Catalyst for Transportation Infrastructure and Development

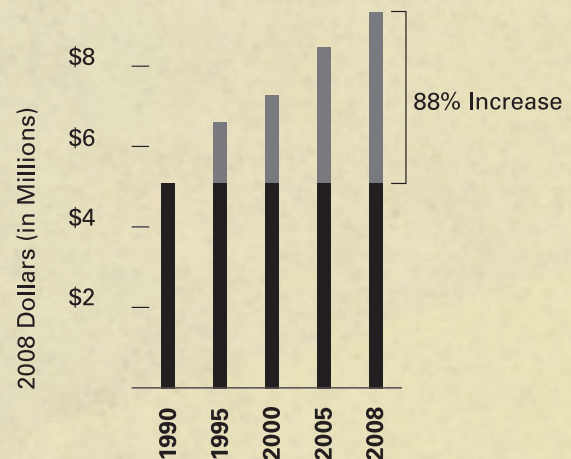
The Federal Transit Administration invests in building the capacity and improving the quality of public transportation throughout the United States of America.

We are dedicated to ensuring that world-class public transportation systems provide access and mobility for all Americans—including urban and suburban commuters, rural workers and their families, persons with disabilities, older adults, Native Americans living on tribal lands, and visitors to national parks and public lands.

Over the last 25 years, the FTA has successfully leveraged state and local funding to revitalize, expand, and enhance urban and rural public transportation systems in cities and communities throughout the country.

Under FTA's leadership, public rail, bus, trolley, ferry, and other transit services have reached greater levels of safety, reliability, availability, and accessibility. ■

**Federal Investment in Transit
Has Increased Significantly**



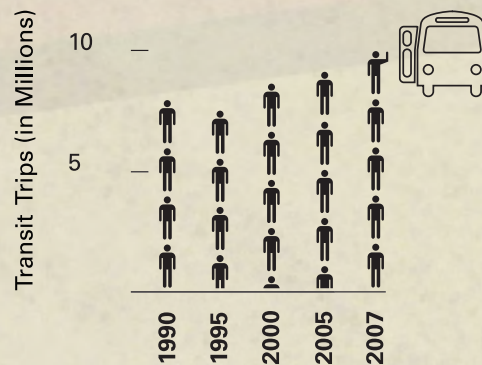


©iStockphoto/Barskaya

Investing in Greater Transit **Capacity** and **Coverage**

FTA's strategic investments in a variety of public transportation systems and facilities result in greater capacity in more places to meet demand.

Transit Ridership on the Rise

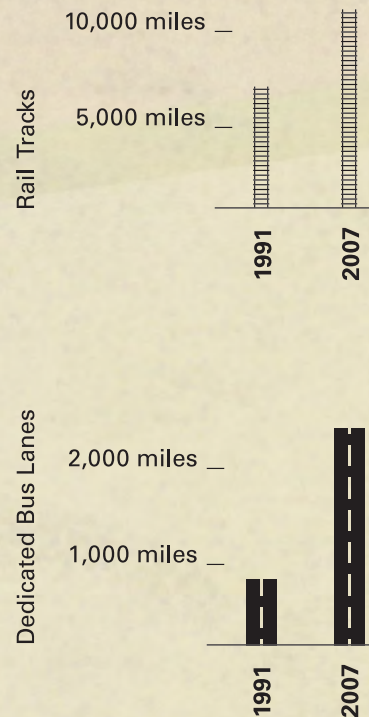


FTA's capital investments in rail, bus, and other public transportation systems over the last 25 years have been vitally important to the nation's fastest-growing metropolitan areas, small- and mid-sized cities, and rural communities that previously lacked any transit options. These systems create links among home, school, work, recreational areas, and other important destinations.

Since 1984, the number of cities with publicly funded passenger rail service has more than doubled. The size of the nation's transit bus fleet has grown by more than 25%. And nearly every bus in the United States is accessible to people with disabilities and senior citizens. Since the mid-1990s, the nation's overall public transportation ridership has grown by more than one-third.

FTA's grants have helped to modernize public transportation and jump-start service in more communities than ever before. Owing to FTA's critical support, many communities now enjoy fast-lane bus service (bus rapid transit or BRT) and light rail systems that connect downtown business districts with surrounding suburbs, airports, and other facilities. ■

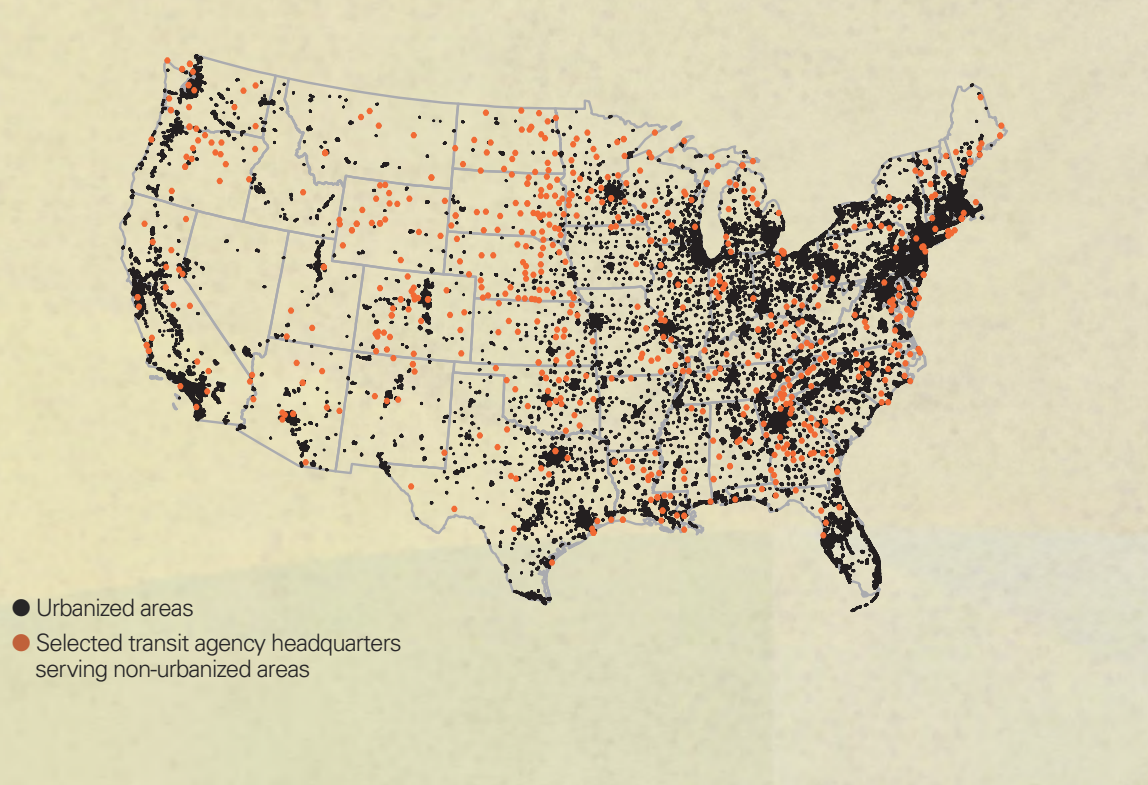
More Rail Tracks and Bus Lanes to Meet Rising Demand



Ensuring Affordable **Mobility and Accessibility** For All

Working together, FTA and its state and local partners have made public transportation available to far more Americans than ever—from the nation's large population centers to rural communities and small cities.

Rural Residents Have Greater Access to Transit





©iStockphoto/TT

FTA's strategic investments in a wide variety of affordable public transportation systems play a direct role in improving mobility and promoting greater personal independence for all Americans.

Investing in Robust Public Transportation Options Keeps **Urban Dwellers** Moving

Since its inception, FTA has invested billions of dollars in major capital transportation projects that serve the nation's busiest metropolitan areas—and has provided rigorous oversight to help manage quality, cost, and risk on these complex projects.

In many of the nation's largest cities, public transportation carries roughly one-third of all work trips destined for central business districts and is an essential link between these districts and other destinations.

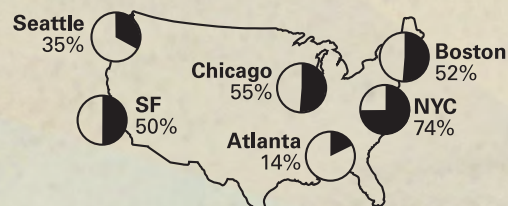
Bringing New Public Transportation Options to **Rural and Tribal Communities** and **Park Lands**

A decade ago, two of every five residents in rural and small urban communities did not have access to public transportation. Since then, FTA has been instrumental in bringing new public transportation options to dozens of these communities. Tribal areas also benefit from FTA investments that afford greater accessibility and mobility options.

FTA's partnerships with rural community members have encouraged local leaders to associate economic development with transit—opening up new opportunities for communities eager to create vibrant downtowns and attract employers. ▶

U.S. Workers Depend on Transit

Percentage of transit commuters in major U.S. central business districts, 2000



Mobility and Accessibility

Nearly All Bus Service Is ADA-Accessible



Percentage of ADA-accessible buses



©CTTRANSIT/Tod Bryant

Creating a Lifeline Through “**Mobility Management**”

Changes in demographics, shifts in land-use patterns, and the emergence of new job markets require different approaches to managing mobility, particularly for people who may not be able to use existing transportation services due to age, disability, location, or other factors.

FTA spearheads a partnership with nine federal departments to develop and deliver community-based transportation services. These services, which may be operated by private nonprofit groups and community organizations, offer a lifeline to persons with disabilities, older Americans, and individuals and families who do not possess automobiles.

This pioneering “mobility management” approach has brought together public and private operators of vanpool, rideshare, bus, and other services to ensure that those who must rely on public transportation may readily access it where and when they need it most.

FTA’s Commitment to Affordable Public Transportation Serves **Low-Income Riders**

FTA’s capital assistance, combined with local subsidies, keeps fares affordable for millions of Americans. Our funding and technical assistance enable local transit operators to offer free or reduced-fare rides to offices and job sites, child-care services, and job training in many communities. ■

Spurring Economic **Growth** and **Opportunity**



FTA invests in public transportation projects that bring long-term economic benefits and promote efficient land use.

FTA's investments in public transportation contribute to job growth directly, since the transportation-related workforce grows as systems are built or expanded. FTA-funded projects can act as catalysts for new businesses near transit facilities.

In the nation's fastest-growing metropolitan corridors, FTA's financial support of capital rail projects could eventually generate more than 9 million jobs.

Communities Value **Transit-Oriented Development**

Transit-oriented, mixed-use development provides an efficient and convenient option for employers, developers, professionals, and families in many

large and small cities around the U.S. Many transit-oriented projects are supported by FTA through direct funding and guidance during the planning stages.

Our work in this area contributes significantly to the revitalization of downtown districts, fosters walkable neighborhoods, and offers a remedy for urban and suburban sprawl.

We have been especially proactive in reaching out to transit agencies and municipal leaders to promote transit-oriented development, provide technical assistance to stakeholders, and collaborate on a comprehensive approach to fostering sustainable development.

FTA is also paving the way for more joint development projects—a win-win for federally funded transit agencies and private developers working together to enhance mixed-use development near transit hubs. ■

Making **Environmental Stewardship** a Priority

More Clean-Fuel Buses Are on the Road



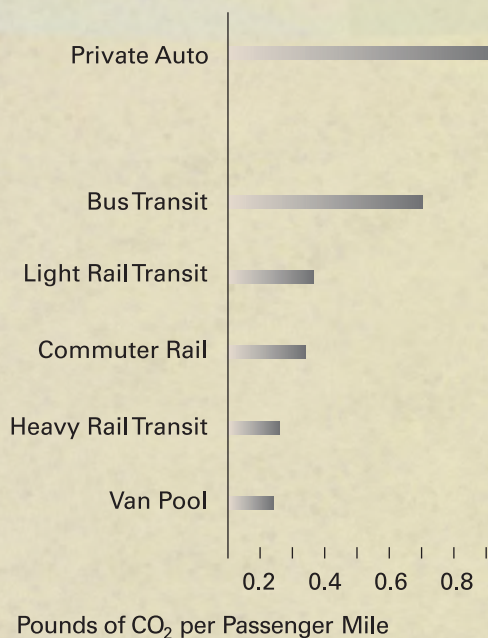
Proterra EcoRide 35' Composite Fast Charge Battery Electric Bus with optional H2 Fuel Cell Range Extension.

FTA is a federal leader in promoting environmentally responsible policies and programs that address climate change and air quality challenges.

FTA is firmly committed to researching, evaluating, and implementing policies and programs that foster public transportation systems as a low-emissions alternative to driving while also minimizing the carbon footprint of transit operations and construction.

Our research investments have spurred transit agencies to purchase hybrid electric, biodiesel, and compressed natural gas transit vehicles that increase energy efficiency and reduce greenhouse gas emissions.

Lower Emissions Make Transit a Cleaner Transportation Choice



FTA Environmental Initiatives

- Training transportation providers to assess and reduce the energy and environmental impact of their own operations.
- Researching cleaner bus and rail technologies.
- Researching climate change adaptation and mitigation in the transportation sector through participation in the U.S. Department of Transportation Center for Climate Change and Environmental Forecasting.
- Conducting policy research, producing outreach materials, and engaging stakeholders in key issues facing the industry.
- Partnering with the American Public Transportation Association to develop a standard methodology for measuring greenhouse gas emissions produced by public transportation that helps agencies to track and reduce their own emissions. ■


FTA's Responsive, **Innovative Leadership** Results in World-Class Transportation Systems for America

FTA's leadership and guidance ensure the safety, security, and sustainability of America's public transportation network and support the industry's capacity for innovation.



©iStockphoto/JimDPPhoto

Transit Is Safer than Ever



Protecting taxpayer investments in public transportation assets is vitally important. FTA has played a leading role through:

- Targeted investments
- Regulatory enforcement actions
- Industry-wide education
- Outreach and technical assistance, and
- Promotion of new technologies.

Keeping Public Transportation Safe and Secure

FTA is committed to making public transportation as safe and secure as possible. FTA's research, training, and information sharing activities are a focal point for the industry as it seeks to address a variety of safety and security challenges.

Our outreach efforts have contributed directly to significant reductions in light rail grade-crossing accidents and fatalities. Our support for better rail components has contributed to significant declines in track fires—reducing personal injuries and saving equipment. This has led to better on-time performance in major urban rail systems. Overall, our safety oversight activities and technical assistance promote effective safety and security practices.

Enhancing **Emergency** Preparedness and Response

When disaster strikes, FTA-funded public transportation systems play a vital role in helping to evacuate citizens in a safe and orderly manner.

After the 9/11 terrorist attacks, FTA took the lead in helping the transit industry to improve its readiness to address man-made and natural disasters. Our on-site security and emergency preparedness assessments of the nation's top 50 transit agencies have better positioned the industry to prevent terrorist attacks, and prepare us to respond to emergencies. Our Lower Manhattan Recovery Office continues to oversee federally funded restoration of New York City subway infrastructure destroyed on 9/11.

FTA remains committed to promoting public transportation's role in planning and responding to disasters, such as hurricanes, floods, and terrorist attacks. Working closely with our federal, state, and regional partners, we have coordinated the procurement of emergency equipment and participated in disaster mitigation planning to help restore transit service. ►

Innovative Leadership

Bringing Legacy Transportation System into a **State of Good Repair**

The nation's largest, oldest metropolitan transit systems possess deteriorating assets—from rail cars to stations—yet states and transit agencies face multi-billion dollar backlogs on repairs and upgrades that they cannot afford to make. For many other systems around the country nearing the end of their useful lives, the bill will soon come due.

As a responsible steward of taxpayer dollars, FTA has strongly encouraged the transit industry to quantify the problem and develop asset management strategies to address it.

With the efficiency and safety of our major transit systems at stake, FTA is doing its part to identify fiscally responsible solutions, including leveraging private-sector investments and expertise.

Promoting **Cutting-Edge Research** for the 21st Century

FTA provides strategic leadership and investments that foster innovative research activities, leading to measurable improvements in the connectivity, safety, and efficiency of America's public transportation systems.

FTA has spurred countless productive applications of new technologies and techniques for modernizing rail and bus systems, improving energy efficiency, reducing emissions, and promulgating voluntary industry-wide standards. These outcomes reflect FTA's collaborations with other federal research entities, university research centers, manufacturers, and transportation advocates.

With an eye to the future, FTA funds training for thousands of transportation professionals who are the innovators of tomorrow. We have created a successful cooperative research program that solicits proposals for federal funding from industry and academia—triggering investments in scores of valuable cutting-edge investigations.

FTA's Research Agenda Sets the Stage for **Successful Innovation**

Investments in intelligent transportation systems

- Help rural transit operators to better coordinate communications
- Produce significant gains in speed and efficiency for bus rapid transit
- Enable the introduction of on-board GPS locator systems
- Allow transit operators to introduce “smart card” electronic fare based collection systems
- Improve community-level coordination of travel needs among the elderly and disabled

Investments in safety research


- Improve vehicle crashworthiness
- Allow transit agencies to introduce chemical and biological detection systems
- Improve the safety of railroad grade crossings

Investments in advanced energy-related research

- Allow transit vehicles to run on alternative fuels and compressed natural gas
- Promote development of hybrid-electric buses
- Test composite light-weight materials to improve bus fuel efficiency
- Prepare the industry for hydrogen and fuel cell adoption

Investments in research to improve accessibility

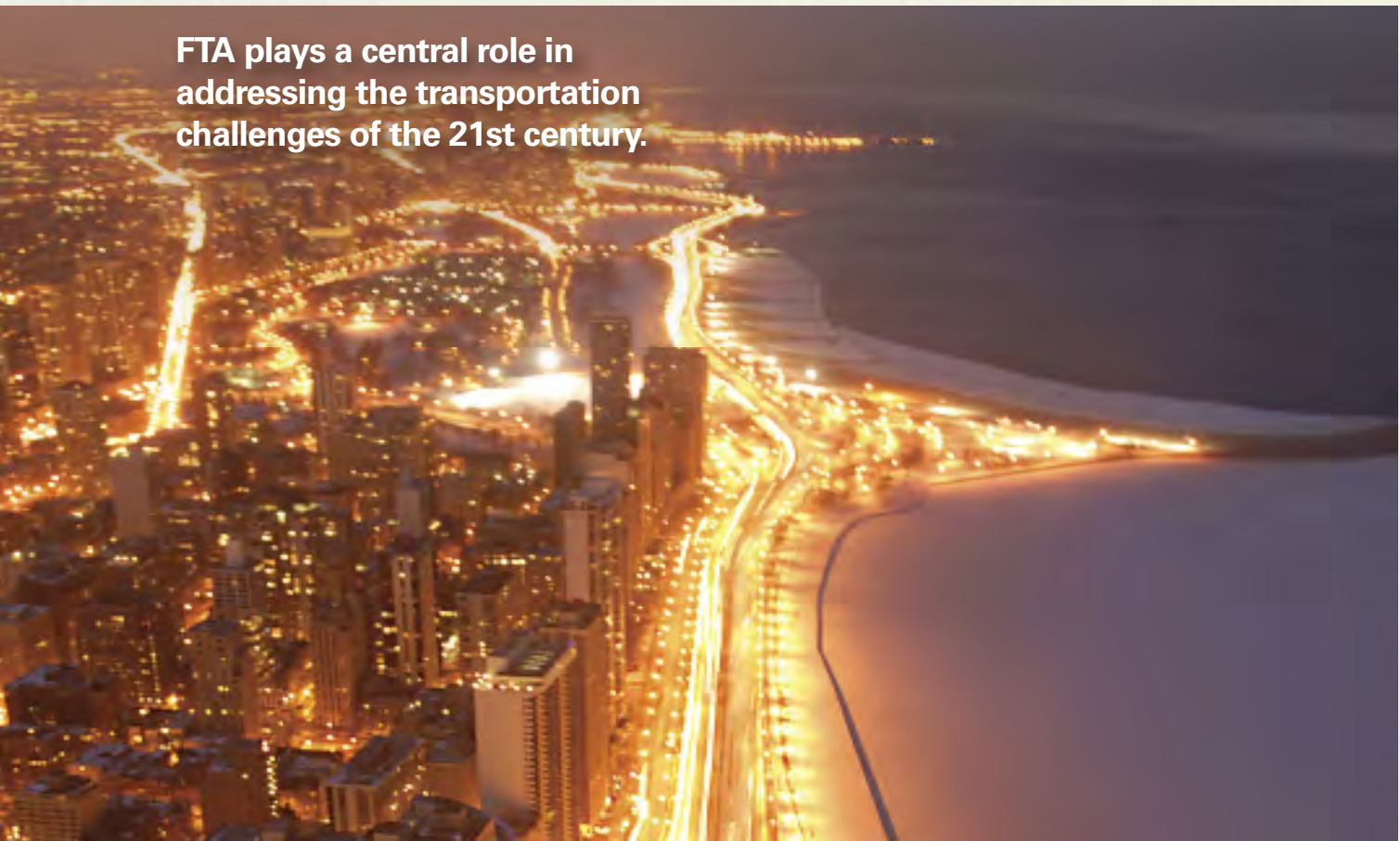
- Lead to federal support for reverse-access commuting
- Improve equipment and methods used to make the boarding of buses and trains easier for persons with disabilities ■



Researchers use virtual reality to test crashworthiness of buses.

FTA Is a Leader in Forging a **National Transportation Policy** to Enhance Mobility, Connectivity, and Energy Independence

FTA plays a central role in addressing the transportation challenges of the 21st century.



©iStockphoto/SAV

As a nation, we cannot improve air quality, address climate change, promote efficient land use, combat congestion, and provide barrier-free access to jobs and other vital services without robust public transportation infrastructure. Americans need and deserve a world-class public transportation system.

FTA's ability to partner with state and local governments and the transit industry to deliver diverse public transportation projects is critical to our success as a nation. The agency's participation and leadership on international trade missions to the UK, France, India, China, and elsewhere have fostered the exchange of new

ideas and knowledge transfer that help to make our public transportation systems more innovative and efficient.

Thanks to an outstanding and committed staff, FTA is positioned to be agile in the face of change, and to anticipate and adapt to new challenges and circumstances.

Looking ahead, FTA is confident in its ability to build on past successes and articulate and execute the forward-looking transportation strategies that taxpayers require so that the United States remains mobile, adaptable, and economically competitive. ■

Endnotes

Page 1

"Federal Investment in Transit Has Increased Significantly." Amounts have been adjusted for inflation to 2008 dollars based on the U.S. Bureau of Labor Statistics Consumer Price Index. Source: *FTA Appropriations for FY 1980-2008*, 2008. www.fta.dot.gov/funding/data/grants_financing_8542.html.

Page 2

"Transit Ridership on the Rise." An unlinked passenger trip counts each leg of a journey as a single trip. Source: FTA's National Transit Database, *Service Data and Operating Expenses Time-Series by System*, Table NTD-TS2.1, 2007. www.ntdprogram.gov/ntdprogram/data.htm.

Page 3

"More Rail Tracks and Bus Lanes to Meet Rising Demand." Source: FTA's National Transit Database, *Annual National Transit Summaries and Trends for Ridership Year 2007*, 2007. www.ntdprogram.gov/ntdprogram/data.htm.

Number of cities with publicly funded passenger rail service is from American Public Transportation Association *2008 Fact Book*, June 2008. www.apta.com/research/stats/factbook/documents08/2008_fact_book_part_1.pdf.

Growth in the size of the nation's transit bus fleet is from FTA's National Transit Database *Annual National Transit Summaries and Trends*. Growth of the nation's overall public transit ridership is from FTA's National Transit Database tabulations of unlinked trips.

Page 4

"Rural Residents Have Greater Access to Transit." Transit service, including paratransit, may be provided by human service agencies, which may not be required to report to the FTA. These are not included in the map. Sources: U.S. DOT Volpe National Transportation Systems Center, 2009 and the U.S. Bureau of the Census "urbanized areas." www.census.gov.

Page 5

"U.S. Workers Depend on Transit." Source: *Demographia, United States Central Business Districts*, 2006. www.demographia.com/db-cbd2000.pdf.

Percentage of work trips destined for central business districts carried by transit is from *Demographia*.

Share of residents in rural and small urban communities with access to public transportation is from the Community Transportation Association of America.

Page 6

"Nearly All Buses are ADA-Accessible." Data include buses of transit agencies that receive federal funding for bus purchases, and buses of agencies that do not receive federal funds but voluntarily report data to the FTA. Source: FTA's National Transit Database, *Annual National Transit Summaries and Trends 2006 and 2007*. www.ntdprogram.gov/ntdprogram/data.htm.

Page 8

Rendering courtesy of Nadel Architects, Los Angeles, CA.

Page 10

"More Clean-Fuel Buses Are on the Road." Alternative fuels are defined as fuels other than diesel or gasoline. They include compressed natural gas, electric battery, ethanol, methanol, liquefied petroleum gas, liquefied natural gas kerosene, bio-diesel, grain substitute and other fuels. Source: FTA's National Transit Database, *Annual National Transit Summaries and Trends 2007*. www.ntdprogram.gov/ntdprogram/data.htm.

Page 11

“Lower Emissions Make Transit a Cleaner Transportation Choice.” These figures were calculated from fuel usage and passenger mile data (FTA), standard emissions factors for different fuels (U.S. Department of Energy), and sub-regional electricity emissions factors (U.S. Environmental Protection Agency). Source: www.fta.dot.gov/documents/PublicTransportationsRoleInRespondingToClimateChange.pdf.

Page 12

“Transit is Safer than Ever” Transit accident figures include collisions with vehicles, objects, and people; derailments and roadway departure for directly operated modes only. Beginning in 2002, only injuries requiring immediate medical treatment away from the scene qualified as “reportable” to FTA. Source: U.S. DOT’s Bureau of Transportation Statistics, National Transportation Statistics, Table 2-32: Transportation Safety Data by Mode for all Reported Accidents. www.bts.gov/publications/national_transportation_statistics/html/table_02_32.html.

Page 15

Photo courtesy of National Institute for Aviation Research, Wichita State University, Wichita, KS.

FTA Regional Offices

Region 1

CT, MA, ME, NH, RI, VT
Cambridge, MA
(617) 494-2055

Region 2

NJ, NY, CT
New York, NY
(212) 668-2170

Region 3

DC, DE, MD, PA, VA, WV
Philadelphia, PA
(215) 656-7100

Region 4

AL, FL, GA, KY, MI, NC,
SC, TN, PR, USVI
Atlanta, GA
(404) 865-5600

Region 5

IL, IN, MI, MN, OH, WI
Chicago, IL
(312) 353-2789

Region 6

AR, LA, NM, OK, TX
Fort Worth, TX
(817) 978-0550

Region 7

IA, KS, MO, NE
Kansas City, MO
(816) 329-3920

Region 8

CO, MT, ND, SD, UT, WY
Lakewood, CO
(720) 963-3300

Region 9

AZ, CA, HI, NV, Guam,
American Samoa, North-
ern Mariana Islands
San Francisco, CA
(415) 744-3133

Region 10

AK, ID, OR, WA
Seattle, WA
(206) 220-7954



U.S. Department of Transportation
Federal Transit Administration

Highlights of the **Federal Transit Administration's**
Impact on Public Transportation in the United States

Federal Transit Administration
1200 New Jersey Avenue, SE
Washington, DC 20590
(202) 366-4040
www.fta.dot.gov