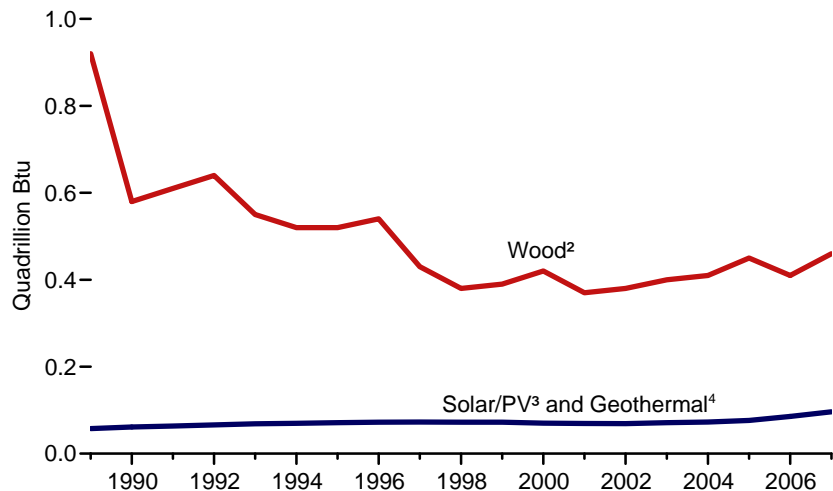
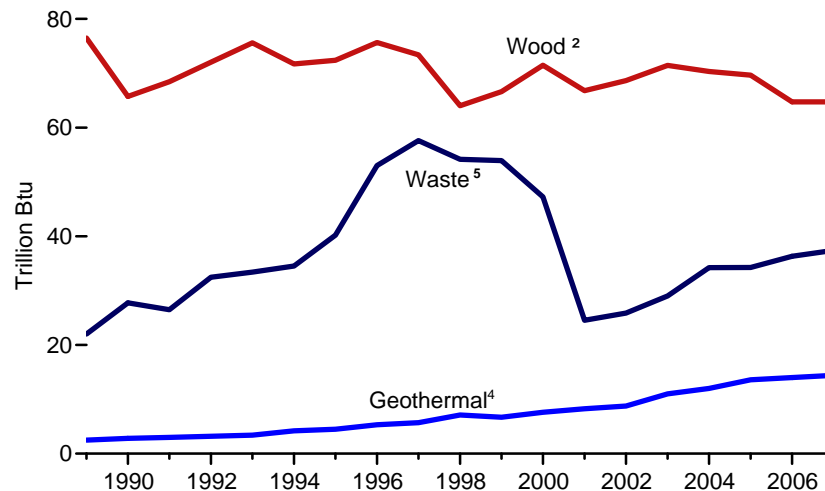


Figure 10.2a Renewable Energy Consumption: End-Use Sectors, 1989-2007

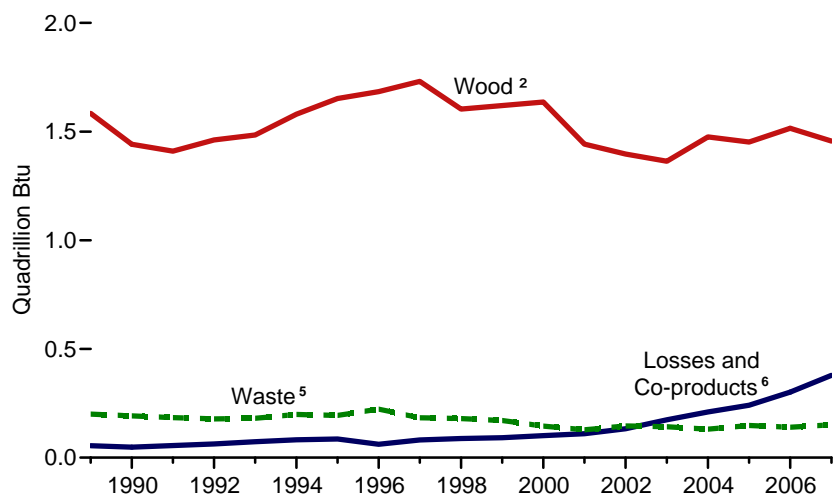
Residential Sector



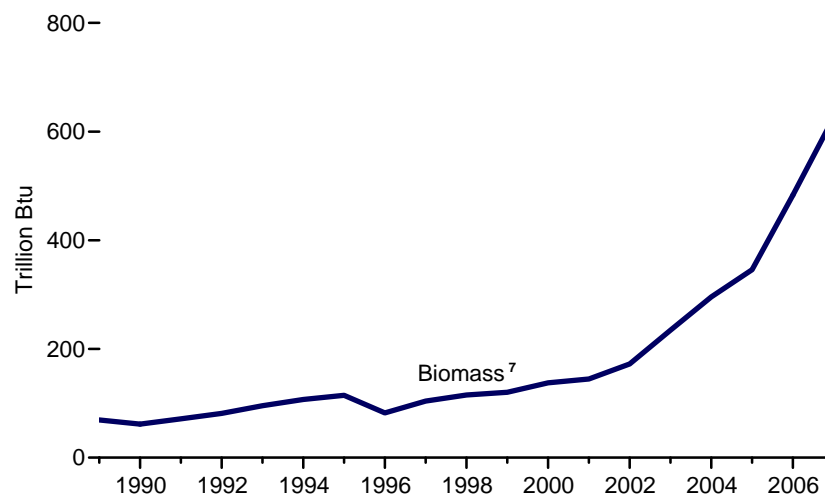
Commercial¹ Sector, Major Sources



Industrial¹ Sector



Transportation Sector



¹ Includes fuel used at combined-heat-and-power (CHP) plants and a small number of electricity-only plants.

² Wood and wood-derived fuels.

³ Solar thermal direct use energy, and photovoltaic electricity generation. Includes small amounts of commercial sector use.

⁴ Geothermal heat pump and direct use energy.

⁵ Municipal solid waste from biogenic sources, landfill gas, sludge waste, agricultural byproducts, and other biomass. Through 2000, also includes non-renewable waste (municipal

solid waste from non-biogenic sources, and tire-derived fuels).

⁶ From the production of fuel ethanol and biodiesel.

⁷ The ethanol portion of motor fuels (such as E10 and E85), and biofuels used as diesel fuel substitutes or additives.

Notes: • See related Figures 10.2b and 10.2c. • Because vertical scales differ, graphs should not be compared.

Sources: Tables 10.2a and 10.2b.