


**Federal
Procurement
Data
System**

Julie J.



**Federal
Procurement
Report**

**Fiscal Year 1999 through
Fourth Quarter**

**(October 1, 1998 through
September 30, 1999)**

Prepared by
**U.S. General Services Administration
Governmentwide Information Systems Division
Federal Procurement Data Center
Executive Agent for
Office of Management and Budget
Office of Federal Procurement Policy**

FOREWORD

Public Law 93-400 requires that the Office of Management and Budget (OMB), Office of Federal Procurement Policy (OFPP), "...establish a system for collecting, developing, and disseminating the procurement data which takes into account the needs of the Congress, the executive branch, and the public sector." Under the guidance of OFPP, design of the Federal Procurement Data System was completed in early 1978 and data collection began October 1, 1978. The Federal Procurement Data Center was established to operate the system. The Center provides a central point to respond to the requirements of the legislative, executive, and judicial branches of the Government as well as the private sector.

The Federal Procurement Data Center produces reports which examine various aspects and impacts of the Federal acquisition process. The data can be used for geographical analysis, market analysis, and analysis of the impact of congressional and presidential initiatives in socio-economic areas such as small business. The data is also a reliable basis for measuring and assessing the impact of Federal acquisition policy and management improvement.

Basic acquisition data will be published each fiscal year in the Federal Procurement Report. Special reports to meet specific data requirements can be produced on demand. Data on each procurement action of fiscal year 1999 is available on CD-ROM.

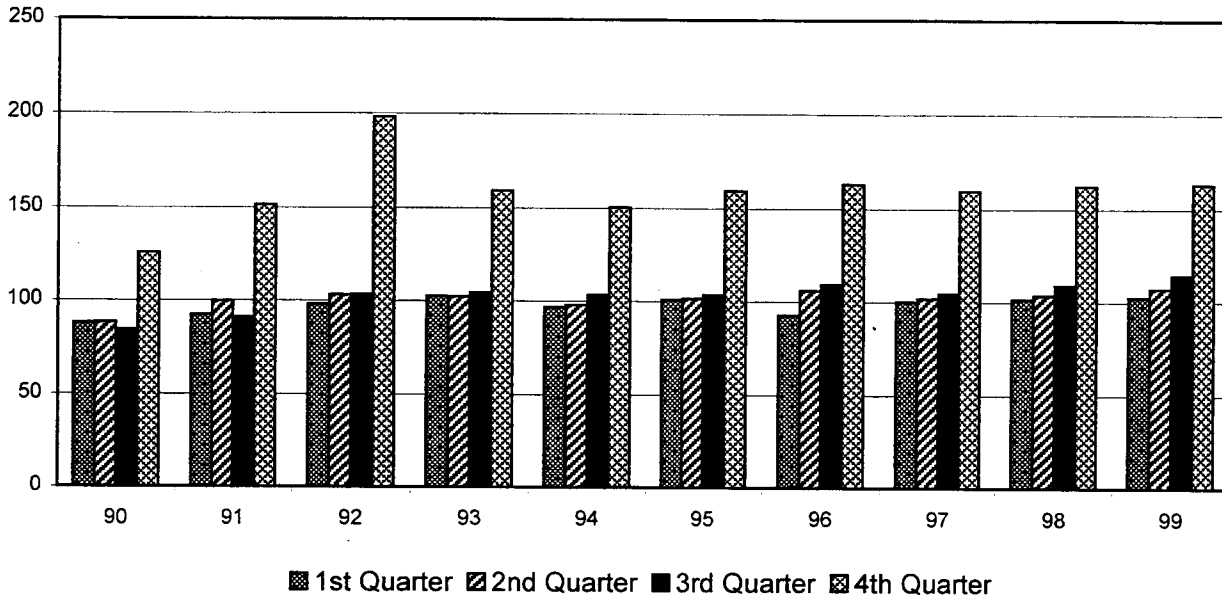
This report was prepared in the Federal Procurement Data Center by Grafton T. Biglow, Chief of the Customer Liaison Branch. Assistance provided by Annie Andersen and computer processing operations were performed by Pathina Musgrove.

Further information regarding the Federal Procurement Data System reports or capabilities can be obtained from the Federal Procurement Data Center, U. S. General Services Administration, 7th and D Streets, S.W., Room 5652, Washington, D.C. 20407 or by calling area code (202) 401-1529.

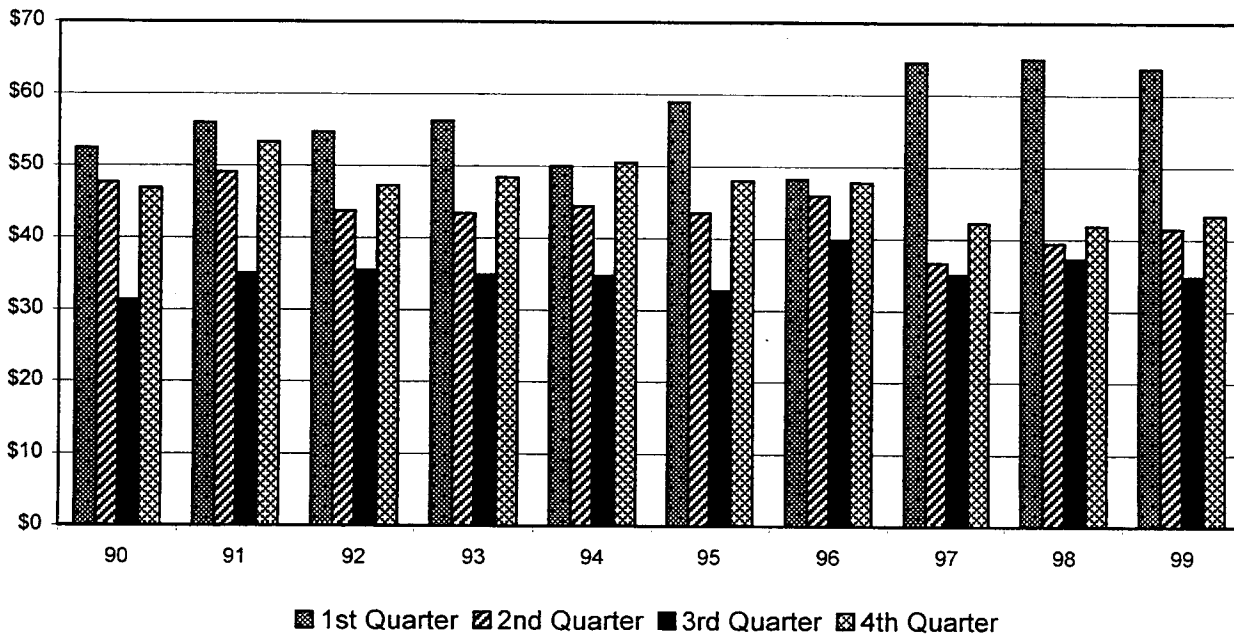
FEDERAL PROCUREMENT DATA SYSTEM
FEDERAL PROCUREMENT HISTORY BY QUARTER

Actions Reported Individually on SF279
 Fiscal Year 1999 Through Fourth Quarter

ACTIONS (Thousands)



DOLLARS (Billions)



HIGHLIGHTS

The FPDS Federal Procurement Report is published annually, and contains "snapshot" statistics on the procurement activities of over 60 agencies. The figures in this report are only as accurate, timely and complete as the data provided by the reporting agencies to the FPDC.

All dollars are in thousands except for the dollars in the Credit Card Report and the per capita procurement displayed at the top of each State Snapshot. Due to rounding, dollars on the charts may not equal the TOTAL DOLLAR figure, and percentages may not total 100 percent.

The FPDS Federal Procurement Report is current as of the date of issuance and all older reports are obsolete, therefore, the FPDC will not maintain prior issuances for either distribution or for reference.

The "Commodity Futures Trading Commission" and "Federal Communications Commission" did not report in fiscal year 1999 and are not displayed in this report. The "Tennessee Valley Authority" reported over \$5 billion in deobligations for contracts that were awarded in prior years which has resulted in negative dollars in their snapshot report.

The Report on Annual Procurement Preference Goaling Achievements contains fiscal year 1999 dollars that were processed in March of 2000. The figures in the "Goaling" report may not match the figures in the agency snapshot reports due to various exclusions. The figures in the "Goaling" report for the Department of Energy contain subcontracting dollars as reported by "Management and Operating" companies, "Environmental Restoration Management Companies" and "Management and Integration" Companies that are counted as prime contractors.

In addition to this report, the Federal Procurement Data Center produces the Competitor's Edge which is a free booklet describing the special advantages of the FPDS Special Reports. To obtain the Competitor's Edge, call the FPDC at (202) 401-1529 or write:

Federal Procurement Data Center
7th and D Streets, S.W., Room 5652
Washington, D.C. 20407

FOR ADDITIONAL INFORMATION, SEE THE FPDS WEB PAGE AT <http://fpds.gsa.gov/>.

TABLE OF CONTENTS

FOREWORD	i
HIGHLIGHTS	iii
SMALL BUSINESS OWNERSHIP REPORT	vi
REPORT ON ANNUAL PROCUREMENT PREFERENCE GOALING ACHIEVEMENTS	viii
SECTION I - TOTAL FEDERAL VIEW	
A. Federal Contract Actions & Dollars	1
B. SF 279/SF 281 Comparisons	2
C. Contract Dollars by Exec. Dept. & Agencies	4
D. Procurements Performed Outside US by Continent	5
E. Federal Procurement by R&D	6
F. Federal Procurement by Other Services & Construction	7
G. Federal Procurement by Supplies & Equipment	7
H. Federal Procurement by SIC	8
I. SF 281/Government Purchase Card Comparison	10
J. Governmentwide Commercial Credit Card Services	12
K. Federal Procurement Top 100 Contractors	13
L. Federal Procurement Top 10 Contractors by PSC	14
SECTION II - GEOGRAPHIC VIEWS	
A. Federal Procurement by State Summary	19
B. Federal Procurement by Top 10 States for Last 5 Years	20
C. STATE SNAPSHOTS:	21
1. Alabama	22
2. Alaska	23
3. Arizona	24
4. Arkansas	25
5. California	26
6. Colorado	27
7. Connecticut	28
8. Delaware	28
9. District of Columbia	29
10. Florida	30
11. Georgia	31
12. Hawaii	32
13. Idaho	33
14. Illinois	34
15. Indiana	35
16. Iowa	36
17. Kansas	37
18. Kentucky	38
19. Louisiana	39
20. Maine	40
21. Maryland	41
22. Massachusetts	42
23. Michigan	43
24. Minnesota	44
25. Missouri	45
26. Mississippi	46
27. Montana	47
28. Nebraska	48
29. Nevada	49
30. New Hampshire	50
31. New Jersey	51
32. New Mexico	52
33. New York	53
34. North Carolina	54
35. North Dakota	55
36. Ohio	56
37. Oklahoma	57
38. Oregon	58
39. Pennsylvania	59
40. Rhode Island	60
41. South Carolina	61
42. South Dakota	62
43. Tennessee	63
44. Texas	64
45. Utah	65
46. Vermont	66
47. Virginia	67
48. Washington	68
	69

FEDERAL PROCUREMENT DATA SYSTEM

TABLE OF CONTENTS - Continued

49.	West Virginia	70
50.	Wisconsin	71
51.	Wyoming	72
SECTION III - AGENCY VIEWS		73
A.	Total Federal Snapshot Report	74
B.	Agency Snapshot Reports	
1.	Executive Office of the President	76
2.	Department of Agriculture	78
3.	Department of Commerce	80
4.	Department of Defense	82
5.	Department of Education	84
6.	Department of Energy	86
7.	Department of Health and Human Services	88
8.	Department of Housing and Urban Development	90
9.	Department of the Interior	92
10.	Department of Justice	94
11.	Department of Labor	96
12.	Department of State	98
13.	Department of Transportation	100
14.	Department of the Treasury	102
15.	Department of Veterans Affairs	104
16.	Agency for International Development	106
17.	American Battle Monuments Commission	108
18.	Commission on Civil Rights	110
19.	Consumer Product Safety Commission	112
20.	Corporation for National and Community Service	114
21.	Defense Nuclear Facilities Safety Board	116
22.	Environmental Protection Agency	118
23.	Equal Employment Opportunity Commission	120
24.	Federal Election Commission	122
25.	Federal Emergency Management Agency	124
26.	Federal Energy Regulatory Commission	126
27.	Federal Labor Relations Authority	128
28.	Federal Maritime Commission	130
29.	Federal Mediation & Conciliation Service	132
30.	Federal Mine Safety & Health Review Commission	134
31.	Federal Trade Commission	136
32.	General Services Administration	138
33.	International Trade Commission	140
34.	John F. Kennedy Center for the Performing Arts	142
35.	Merit System Protection Board	144
36.	National Aeronautics & Space Administration	146
37.	National Archives and Records Administration	148
38.	National Capital Planning Commission	150
39.	National Endowment for the Arts	152
40.	National Endowment for the Humanities	154
41.	National Gallery of Art	156
42.	National Labor Relations Board	158
43.	National Mediation Board	160
44.	National Science Foundation	162
45.	National Transportation Safety Board	164
46.	Nuclear Regulatory Commission	166
47.	Occupational Safety and Health Review Commission	168
48.	Office of Personnel Management	170
49.	Peace Corps	172
50.	Railroad Retirement Board	174
51.	Securities Exchange Commission	176
52.	Selective Service System	178
53.	Small Business Administration	180
54.	Smithsonian Institution	182
55.	Social Security Administration	184
56.	Tennessee Valley Authority	186
57.	United States Arms Control and Disarmament Agency	188
58.	United States Holocaust Memorial Museum	190
59.	United States Information Agency	192
60.	United States Soldiers and Airmens Home	194
61.	United States Trade and Development Agency	196

FEDERAL PROCUREMENT DATA SYSTEM
SMALL BUSINESS OWNERSHIP REPORT

Number of New Businesses by Ethnic Group
 Actions Reported Individually on SF279
 Fiscal Year 1999 Through Fourth Quarter

	Women-Owned Small Business Firms	Women-Owned Small Disadvantaged Business Firms	Other Small Disadvantaged Business Firms
TOTAL DEFENSE	3,396	902	3,564
Asian-Indian American	15	15	118
Asian Pacific American	29	29	172
Black American	73	73	241
Hispanic American	55	55	408
Native American	17	17	111
Other SDB	42	42	83
No Representation	122	122	403
Other	3,043	549	2,028

FEDERAL PROCUREMENT DATA SYSTEM
SMALL BUSINESS OWNERSHIP REPORT

Number of New Businesses by Type of Contractor
 Actions Reported on SF279 - Fiscal Year 1999 Through Fourth Quarter

	Women-Owned Small Business Firms	Women-Owned Small Disadvantaged Business Firms	Other Small Disadvantaged Business Firms
TOTAL FEDERAL	3,390	902	3,555
Executive Office of the President	1	0	0
Department of Agriculture	234	70	163
Department of Commerce	89	18	69
Department of Defense	1,535	441	1,952
Department of Education	11	1	13
Department of Energy	43	11	38
Department of Health and Human Services	81	28	103
Department of Housing and Urban Development	94	37	26
Department of the Interior	189	42	174
Department of Justice	125	32	186
Department of Labor	15	6	30
Department of State	18	1	39
Department of Transportation	149	10	116
Department of the Treasury	88	18	60
Department of Veterans Affairs	185	50	156
Agency for International Development	13	2	18
American Battle Monuments Commission	0	0	0
Commission on Civil Rights	0	0	0
Consumer Product Safety Commission	0	0	0
Corporation For National And Community Service	2	0	0
Defense Nuclear Facilities Safety Board	0	0	0
Environmental Protection Agency	9	4	17
Equal Employment Opportunity Commission	2	2	2
Federal Election Commission	0	0	0
Federal Emergency Management Agency	9	4	9
Federal Energy Regulatory Commission	0	0	1
Federal Labor Relations Authority	0	0	0
Federal Maritime Commission	0	0	0
Federal Mediation and Conciliation Service	0	0	0
Federal Mine Safety & Health Review Commission	0	0	0
Federal Trade Commission	0	0	0
General Services Administration	261	67	252
International Trade Commission	1	0	0
J. F. Kennedy Center for the Performing Arts	2	2	2
Merit Systems Protection Board	0	0	0
National Aeronautics and Space Administration	66	18	45
National Archives and Records Administration	2	2	2
National Capital Planning Commission	0	0	0
National Endowment For The Arts	0	0	0
National Endowment For The Humanities	0	0	0
National Gallery of Art	0	0	0
National Labor Relations Board	5	0	2
National Mediation Board	0	0	0
National Science Foundation	3	1	1
National Transportation Safety Board	0	0	0
Nuclear Regulatory Commission	5	4	3
Occupational Safety & Health Review Commission	0	0	0
Office of Personnel Management	5	5	1
Peace Corps	7	0	0
Railroad Retirement Board	1	0	0
Securities and Exchange Commission	3	0	3
Selective Service System	0	0	0
Small Business Administration	6	5	2
Smithsonian Institution	10	2	3
Social Security Administration	45	11	32
Tennessee Valley Authority	64	5	24
US Arms Control & Disarmament Agency	0	0	0
US Holocaust Memorial Museum	2	2	2
US Information Agency	8	0	4
US Soldiers and Airmens Home	1	1	3
US Trade and Development Agency	1	0	2

FEDERAL PROCUREMENT DATA SYSTEM
REPORT ON ANNUAL PROCUREMENT PREFERENCE GOALING ACHIEVEMENTS
 Actions Reported on SF279 and SF281 By Agency
 Fiscal Year 1999 Through Fourth Quarter

	SB Actions	SB (\$000)	SB (%)	SDB Actions	SDB (\$000)	SDB (%)
TOTAL FEDERAL	4,932,296	42,999,882	23.14	264,816	6,156,439	3.31
Executive Office of the President	4,179	20,951	52.94	86	5,807	14.67
Department of Agriculture	222,374	1,340,728	37.96	6,006	117,959	3.34
Department of Commerce	34,863	491,571	40.83	1,444	82,968	6.89
Department of Defense	2,514,612	25,330,713	21.16	139,088	3,768,393	3.15
Department of Education	5,787	96,162	14.12	77	23,461	3.45
Department of Energy	8,309	2,608,681	16.67	1,638	427,078	2.73
Department of Health and Human Services	166,489	1,364,958	27.39	13,104	149,274	2.99
Department of Housing and Urban Development	4,544	265,995	33.58	437	22,758	2.87
Department of Justice	266,897	1,074,270	29.50	4,136	146,419	4.02
Department of Labor	5,788	221,039	19.45	533	28,714	2.53
Department of State	12,221	443,697	49.14	1,631	18,867	2.09
Department of Transportation	44,734	1,072,973	58.08	1,482	100,449	5.44
Department of Veterans Affairs	946,596	1,342,088	34.89	51,917	117,396	3.05
Department of the Interior	93,206	677,088	54.24	3,907	58,228	4.66
Department of the Treasury	22,621	773,576	35.67	1,581	170,020	7.84
Agency for International Development	873	83,807	19.42	157	45,614	10.57
American Battle Monuments Commission	5	60	27.65	0	0	0.00
Commission on Civil Rights	246	149	36.88	0	0	0.00
Consumer Product Safety Commission	524	3,411	55.05	68	695	11.22
Corporation For National And Community Service	407	4,793	26.11	9	84	0.46
Defense Nuclear Facilities Safety Board	40	131	52.40	0	0	0.00
Environmental Protection Agency	11,352	347,484	26.97	1,520	53,405	4.14
Equal Employment Opportunity Commission	5,073	9,438	17.43	113	774	1.43
Federal Election Commission	709	1,596	54.96	12	47	1.62
Federal Emergency Management Agency	1,067	62,836	21.51	78	8,228	2.82
Federal Energy Regulatory Commission	83	2,779	30.20	5	142	1.54
Federal Labor Relations Authority	170	254	82.74	6	4	1.30
Federal Maritime Commission	103	236	87.08	0	0	0.00
Federal Mediation and Conciliation Service	264	835	39.54	0	0	0.00
Federal Mine Safety & Health Review Commission	81	107	33.33	0	0	0.00
Federal Trade Commission	410	9,002	53.48	11	302	1.79
General Services Administration	378,295	3,075,415	41.53	20,256	481,090	6.50
International Trade Commission	266	2,413	55.48	22	391	8.99
J. F. Kennedy Center for the Performing Arts	156	4,661	55.97	14	1,285	15.43
Merit Systems Protection Board	227	658	25.10	-22	-12	-0.46
National Aeronautics and Space Administration	29,759	1,312,717	11.93	482	239,132	2.17
National Archives and Records Administration	856	11,858	51.64	13	1,034	4.50
National Capital Planning Commission	69	200	29.07	0	0	0.00
National Endowment For The Arts	108	1,055	74.72	15	142	10.06
National Endowment For The Humanities	1,384	1,691	71.50	135	250	10.57
National Gallery of Art	3,234	6,814	83.76	1	56	0.69
National Labor Relations Board	518	5,084	52.57	29	662	6.85
National Mediation Board	284	1,857	84.72	0	0	0.00
National Science Foundation	900	22,801	39.65	31	1,454	2.53
National Transportation Safety Board	283	3,398	65.46	0	0	0.00
Nuclear Regulatory Commission	925	31,567	43.81	33	1,983	2.75
Occupational Safety & Health Review Commission	81	123	0.25	0	0	0.00
Office of Personnel Management	4,556	112,223	65.52	86	1,052	0.61
Peace Corps	3,439	4,636	21.05	14	695	3.16
Railroad Retirement Board	1,017	2,589	24.94	2	218	2.10
Securities and Exchange Commission	1,002	14,586	38.83	23	1,077	2.87
Selective Service System	168	1,131	43.96	11	602	23.40
Small Business Administration	1,011	25,548	57.63	154	3,313	7.47
Smithsonian Institution	1,984	52,909	50.36	1,038	5,908	5.62
Social Security Administration	51,695	175,581	35.58	985	24,606	4.99
Tennessee Valley Authority	64,904	428,926	16.01	10,966	39,116	1.46
U. S. Arms Control & Disarmament Agency	38	2,192	89.07	2	73	2.97
U. S. Holocaust Memorial Museum	238	1,228	49.72	6	136	5.51
U. S. Information Agency	7,928	34,982	59.28	1,412	3,093	5.24
U. S. Soldiers and Airmens Home	2,081	4,772	28.98	39	359	2.18
U. S. Trade and Development Agency	263	4,859	100.00	23	1,638	33.71

* The figures for the Department of Energy contain subcontracting dollars as reported by M&O, M&I, and ERMC contractors.

FEDERAL PROCUREMENT DATA SYSTEM
REPORT ON ANNUAL PROCUREMENT PREFERENCE GOALING ACHIEVEMENTS
 Actions Reported on SF279 and SF281 By Agency
 Fiscal Year 1999 Through Fourth Quarter

WOB Actions	WOB (\$000)	WOB (%)	8A Actions	8A (\$000)	8A (%)	All Actions	All (\$000)	AGENCY ABBREVIATION
396,689	4,590,944	2.47	81,298	6,292,947	3.39	10,362,169	185,789,151	
221	2,557	6.46	55	4,643	11.73	5,459	39,573	Office of the President
10,273	134,424	3.81	1,617	140,177	3.97	661,728	3,532,225	Department of Agriculture
2,417	63,438	5.27	1,205	83,817	6.96	60,756	1,203,943	Department of Commerce
144,517	2,304,266	1.92	47,719	3,330,749	2.78	5,713,998	119,732,697	Department of Defense
160	5,911	0.87	75	14,780	2.17	8,783	680,817	Department of Education
720	399,056	2.55	1,182	292,907	1.87	15,040	15,650,286	Department of Energy
13,911	165,985	3.33	4,321	221,074	4.44	273,247	4,984,303	Department of HHS
369	118,429	14.95	81	18,453	2.33	8,072	792,193	Department of HUD
9,562	119,068	3.27	1,013	138,914	3.82	400,733	3,641,226	Department of Justice
335	35,675	3.14	198	53,392	4.70	12,399	1,136,479	Department of Labor
2,758	75,022	8.31	768	194,931	21.59	133,046	902,869	Department of State
1,646	75,292	4.08	1,755	229,763	12.44	64,267	1,847,443	Department of Transportation
147,488	215,177	5.59	5,788	204,894	5.33	1,837,806	3,846,077	Department of Veterans Affairs
4,138	55,977	4.48	1,407	138,192	11.07	135,421	1,248,353	Department of the Interior
2,125	101,888	4.70	675	171,679	7.92	41,991	2,168,618	Department of the Treasury
139	19,130	4.43	48	12,258	2.84	3,409	431,478	Agency for International Devel.
0	0	0.00	0	0	0.00	12,507	217	American Battle Monuments
10	26	6.44	0	0	0.00	522	404	Commission on Civil Rights
236	933	15.06	12	1,170	18.88	1,400	6,196	Consumer Product Safety
23	193	1.05	10	715	3.89	1,636	18,359	Corp For Natl & Community Svc
0	0	0.00	0	0	0.00	74	250	Def Nuclear Facilities Safety Bd
1,205	39,212	3.04	426	29,027	2.25	23,782	1,288,614	Environmental Protection Agcy
505	1,296	2.39	8	286	0.53	6,950	54,158	Equal Employment Opportunity
110	255	8.78	0	0	0.00	1,343	2,904	Federal Election Commission
160	12,904	4.42	176	15,486	5.30	2,224	292,171	Fed Emergency Mgmt Agency
7	905	9.84	9	26	0.28	212	9,201	Fed Energy Regulatory Comm.
0	0	0.00	0	0	0.00	195	307	Fed Labor Relations Authority
0	0	0.00	0	0	0.00	128	271	Federal Maritime Commission
0	0	0.00	0	0	0.00	381	2,112	Fed Mediation & Concil. Svc
43	60	18.69	0	0	0.00	241	321	Fed Mine Safety & Health Review
38	1,517	9.01	7	968	5.75	1,070	16,831	Federal Trade Commission
39,502	352,087	4.75	8,228	536,069	7.24	561,372	7,405,439	General Services Administration
16	298	6.85	8	383	8.81	428	4,349	International Trade Commission
4	246	2.95	6	1,847	22.18	222	8,327	Kennedy Center for the Perf Arts
72	97	3.70	29	18	0.69	640	2,622	Merit Systems Protection Board
1,774	180,676	1.64	3,241	351,033	3.19	45,804	11,003,293	Natl Aeronautics & Space Adm
19	407	1.77	9	716	3.12	3,142	22,965	Natl Archives and Records Adm
0	0	0.00	0	0	0.00	305	688	Natl Capital Planning Comm.
9	82	5.81	1	198	14.02	140	1,412	Natl Endowment For The Arts
498	224	9.47	0	0	0.00	1,440	2,365	Natl Endowment For Humanities
0	0	0.00	0	0	0.00	3,247	8,135	National Gallery of Art
59	970	10.03	4	-8	-0.08	764	9,671	National Labor Relations Board
15	26	1.19	0	0	0.00	368	2,192	National Mediation Board
124	6,827	11.87	31	7,552	13.13	1,401	57,512	National Science Foundation
0	0	0.00	0	0	0.00	356	5,191	Natl Transportation Safety Bd
98	11,289	15.67	84	10,645	14.77	1,620	72,056	Nuclear Regulatory Commission
6	19	5.29	0	0	0.00	203	359	Occupational Safety & Hlth Rev
740	5,063	2.96	200	6,278	3.67	8,847	171,271	Office of Personnel Management
34	795	3.61	4	1,619	7.35	9,260	22,027	Peace Corps
13	328	3.16	0	0	0.00	2,298	10,381	Railroad Retirement Board
12	1,525	4.06	4	627	1.67	1,315	37,567	Securities & Exchange Comm.
33	100	3.89	5	41	1.59	608	2,573	Selective Service System
201	6,778	15.29	137	13,794	31.12	1,756	44,328	Small Business Administration
1,548	8,663	8.25	128	12,142	11.56	21,332	105,061	Smithsonian Institution
1,345	18,961	3.84	181	47,539	9.63	153,101	493,505	Social Security Administration
6,209	42,194	1.57	331	810	0.03	96,875	2,679,694	Tennessee Valley Authority
1	48	1.95	3	1,810	73.55	44	2,461	US Arms Control & Disarm Agcy
35	266	10.77	28	183	7.41	345	2,470	US Holocaust Memorial Museum
1,086	3,659	6.20	75	970	1.64	11,994	59,015	US Information Agency
108	568	3.45	6	380	2.31	3,859	16,467	US Soldiers and Airmens Home
12	152	3.13	0	0	0.00	263	4,859	US Trade & Development Agcy

FEDERAL PROCUREMENT DATA SYSTEM
REPORT ON ANNUAL PROCUREMENT PREFERENCE GOALING ACHIEVEMENTS

Report on Method of Awards - Small Business Concerns
 Actions Reported on SF279 - Fiscal Year 1999 Through Fourth Quarter

	NONCOMPETITIVE		RESTRICTED COMP		UNRESTRICTED COMP	
	ACTIONS	DOLLARS (000)	ACTIONS	DOLLARS (000)	ACTIONS	DOLLARS (000)
TOTAL FEDERAL	43,664	7,026,692	54,827	8,025,492	100,120	15,825,071
Executive Office of the President	27	5,418	11	1,783	51	7,235
Department of Agriculture	1,182	90,569	3,737	242,687	4,498	720,501
Department of Commerce	1,511	102,829	859	70,532	1,802	210,625
Department of Defense	21,147	4,367,366	27,753	5,370,165	48,879	10,030,252
Department of Education	36	7,669	105	21,323	117	40,020
Department of Energy	986	134,783	561	174,917	645	81,155
Department of Health and Human Services	1,354	290,127	793	160,418	1,588	354,711
Department of Housing and Urban Development	82	67,857	796	80,166	175	96,300
Department of the Interior	1,552	101,838	2,396	117,591	3,288	262,980
Department of Justice	1,128	140,733	2,190	106,043	8,746	475,144
Department of Labor	259	61,197	572	79,462	342	60,566
Department of State	408	45,216	151	42,865	579	102,318
Department of Transportation	1,711	199,671	2,003	290,245	4,522	384,455
Department of the Treasury	1,158	211,515	835	107,660	2,661	326,922
Department of Veterans Affairs	3,473	258,261	1,128	82,071	3,564	426,076
Agency for International Development	0	0	0	0	0	0
American Battle Monuments Commission	0	0	0	0	0	0
Commission on Civil Rights	0	0	0	0	0	0
Commodity Futures Trading Commission	0	0	0	0	0	0
Consumer Product Safety Commission	11	854	2	19	9	573
Corporation For National And Community Service	2	415	2	1,057	6	439
Defense Nuclear Facilities Safety Board	3	75	0	0	0	0
Environmental Protection Agency	320	38,282	588	68,611	936	173,043
Equal Employment Opportunity Commission	15	189	0	0	36	2,521
Federal Communications Commission	0	0	0	0	0	0
Federal Election Commission	0	0	0	0	7	244
Federal Emergency Management Agency	184	16,609	152	25,269	102	15,623
Federal Energy Regulatory Commission	7	6	6	855	11	1,696
Federal Labor Relations Authority	0	0	0	0	0	0
Federal Maritime Commission	0	0	0	0	0	0
Federal Mediation and Conciliation Service	0	0	0	0	0	0
Federal Mine Safety and Health Review Commission	0	0	0	0	0	0
Federal Trade Commission	27	1,816	16	1,418	42	3,210
General Services Administration	3,583	481,020	4,137	268,474	13,470	1,707,608
International Trade Commission	20	659	2	6	9	798
J. F. Kennedy Center for the Performing Arts	7	2,078	2	98	9	1,522
Merit Systems Protection Board	0	0	0	0	0	0
National Aeronautics and Space Administration	2,314	254,593	3,277	588,356	1,537	188,494
National Archives and Records Administration	7	555	36	5,693	23	3,197
National Capital Planning Commission	0	0	0	0	0	0
National Endowment For The Arts	1	198	2	186	3	116
National Endowment For The Humanities	0	0	1	29	2	284
National Gallery of Art	1	55	0	0	35	1,858
National Labor Relations Board	6	314	23	2,865	10	562
National Mediation Board	0	0	0	0	224	1,657
National Science Foundation	19	5,326	24	4,295	61	6,847
National Transportation Safety Board	0	0	0	0	0	0
Nuclear Regulatory Commission	86	5,344	99	3,826	117	11,594
Occupational Safety and Health Review Commission	0	0	0	0	0	0
Office of Personnel Management	16	704	630	13,751	261	82,258
Peace Corps	6	1,797	2	150	5	614
Railroad Retirement Board	2	86	4	710	12	795
Securities and Exchange Commission	45	4,707	5	1,994	28	3,233
Selective Service System	1	225	0	0	3	375
Small Business Administration	120	9,861	23	1,699	25	5,778
Smithsonian Institution	142	15,342	21	2,360	167	22,802
Social Security Administration	111	14,108	1,625	41,761	443	49,358
Tennessee Valley Authority	484	76,464	223	38,338	932	-52,425
U. S. Arms Control & Disarmament Agency	3	1,810	1	58	2	81
U. S. Holocaust Memorial Museum	11	350	2	62	2	130
U. S. Information Agency	81	6,510	23	4,305	94	7,717
U. S. Soldiers and Airmens Home	10	611	9	1,319	13	515
U. S. Trade and Development Agency	5	680	0	0	27	2,694

FEDERAL PROCUREMENT DATA SYSTEM
REPORT ON ANNUAL PROCUREMENT PREFERENCE GOALING ACHIEVEMENTS

Report on Method of Awards - Small Disadvantaged Business Concerns
 Actions Reported on SF279 - Fiscal Year 1999 Through Fourth Quarter

	NONCOMPETITIVE		RESTRICTED COMP		UNRESTRICTED COMP	
	ACTIONS	DOLLARS (000)	ACTIONS	DOLLARS (000)	ACTIONS	DOLLARS (000)
TOTAL FEDERAL	25,461	4,416,778	20,384	4,279,786	13,484	2,656,953
Executive Office of the President	23	4,613	38	1,788	21	3,677
Department of Agriculture	887	76,057	1,106	126,665	243	47,661
Department of Commerce	1,142	75,135	244	44,055	328	42,849
Department of Defense	11,900	2,512,335	10,981	2,655,066	7,190	1,639,789
Department of Education	21	5,394	78	19,288	16	13,408
Department of Energy	744	89,091	559	111,969	127	13,005
Department of Health and Human Services	898	164,026	508	83,349	199	48,268
Department of Housing and Urban Development	44	12,293	152	18,000	41	9,395
Department of the Interior	1,070	83,269	495	80,543	268	24,246
Department of Justice	595	112,097	527	55,577	821	105,937
Department of Labor	193	54,471	99	14,041	95	12,106
Department of State	298	37,752	236	155,612	58	7,678
Department of Transportation	1,257	171,163	588	95,581	400	40,281
Department of the Treasury	602	167,020	202	50,909	551	114,018
Department of Veterans Affairs	946	183,145	200	22,150	357	67,363
Agency for International Development	10	2,645	76	12,945	85	41,929
American Battle Monuments Commission	0	0	0	0	0	0
Commission on Civil Rights	0	0	0	0	0	0
Commodity Futures Trading Commission	0	0	0	0	0	0
Consumer Product Safety Commission	6	756	4	475	2	184
Corporation For National And Community Service	2	415	9	364	0	0
Defense Nuclear Facilities Safety Board	0	0	0	0	0	0
Environmental Protection Agency	259	24,990	0	0	360	38,371
Equal Employment Opportunity Commission	3	67	8	337	5	382
Federal Communications Commission	0	0	0	0	0	0
Federal Election Commission	0	0	0	0	0	0
Federal Emergency Management Agency	159	13,269	41	7,275	22	2,815
Federal Energy Regulatory Commission	2	-32	9	34	3	166
Federal Labor Relations Authority	0	0	0	0	0	0
Federal Maritime Commission	0	0	0	0	0	0
Federal Mediation and Conciliation Service	0	0	0	0	0	0
Federal Mine Safety & Health Review Commission	0	0	0	0	0	0
Federal Trade Commission	2	464	6	724	2	48
General Services Administration	2,276	386,394	2,147	295,561	1,667	282,457
International Trade Commission	11	496	1	4	2	168
J. F. Kennedy Center for the Performing Arts	7	2,078	2	85	2	938
Merit Systems Protection Board	0	0	0	0	0	0
National Aeronautics and Space Administration	1,645	174,003	1,422	343,904	403	70,998
National Archives and Records Administration	3	425	5	480	4	655
National Capital Planning Commission	0	0	0	0	0	0
National Endowment For The Arts	1	198	1	98	0	0
National Endowment For The Humanities	0	0	0	0	1	194
National Gallery of Art	0	0	0	0	1	56
National Labor Relations Board	2	68	8	320	1	189
National Mediation Board	0	0	0	0	0	0
National Science Foundation	18	5,229	19	3,455	6	230
National Transportation Safety Board	0	0	0	0	0	0
Nuclear Regulatory Commission	67	2,792	22	8,947	18	797
Occupational Safety and Health Review Commission	0	0	0	0	0	0
Office of Personnel Management	0	0	200	6,278	9	884
Peace Corps	4	1,736	0	0	1	451
Railroad Retirement Board	0	0	0	0	2	218
Securities and Exchange Commission	11	1,073	2	95	7	511
Selective Service System	1	225	0	0	2	345
Small Business Administration	109	9,410	9	4,462	13	2,329
Smithsonian Institution	101	13,534	50	4,851	19	1,374
Social Security Administration	82	9,974	265	51,836	65	8,886
Tennessee Valley Authority	33	15,592	26	1,441	42	9,715
U. S. Arms Control and Disarmament Agency	3	1,810	0	0	1	48
U. S. Holocaust Memorial Museum	5	109	24	159	0	0
U. S. Information Agency	16	1,079	9	551	6	299
U. S. Soldiers and Airmens Home	3	118	6	512	3	57
U. S. Trade and Development Agency	0	0	0	0	15	1,578

SECTION I
TOTAL FEDERAL VIEWS

FEDERAL PROCUREMENT DATA SYSTEM
FEDERAL CONTRACT ACTIONS AND DOLLARS
BY EXECUTIVE DEPARTMENT AND AGENCY
 Fiscal Year 1999 Through Fourth Quarter

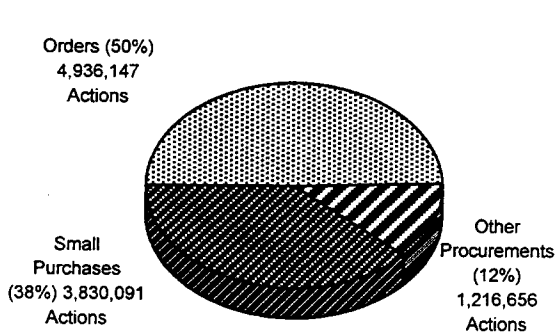
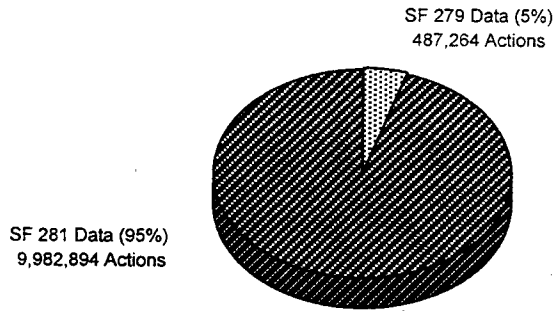
	All Reported Actions			
	Actions	Percent of Actions	Dollars (000)	Percent of Dollars
TOTAL FEDERAL	10,470,158	100.000	198,750,943	100.000
Executive Office of the President	5,455	0.052	39,053	0.020
Department of Agriculture	644,590	6.156	3,534,060	1.778
Department of Commerce	60,922	0.582	1,220,089	0.614
Department of Defense	5,807,802	55.470	133,315,113	67.076
Department of Education	8,812	0.084	713,199	0.359
Department of Energy	15,065	0.144	15,614,660	7.856
Department of Health and Human Services	273,706	2.614	4,911,891	2.471
Department of Housing and Urban Development	8,104	0.077	790,763	0.398
Department of the Interior	135,599	1.295	1,254,417	0.631
Department of Justice	401,959	3.839	3,667,454	1.845
Department of Labor	12,374	0.118	1,128,613	0.568
Department of State	134,595	1.286	1,303,346	0.656
Department of Transportation	66,120	0.632	2,851,710	1.435
Department of the Treasury	44,462	0.425	3,450,565	1.736
Department of Veterans Affairs	1,835,649	17.532	3,794,574	1.909
Agency for International Development	3,524	0.034	522,259	0.263
American Battle Monuments Commission	12,507	0.119	10,055	0.005
Commission on Civil Rights	523	0.005	404	0.000
Consumer Product Safety Commission	1,399	0.013	5,859	0.003
Corporation For National And Community Service	1,638	0.016	18,738	0.009
Defense Nuclear Facilities Safety Board	74	0.001	250	0.000
Environmental Protection Agency	24,080	0.230	1,291,725	0.650
Equal Employment Opportunity Commission	6,950	0.066	54,158	0.027
Federal Election Commission	1,343	0.013	2,910	0.001
Federal Emergency Management Agency	2,242	0.021	292,611	0.147
Federal Energy Regulatory Commission	208	0.002	9,323	0.005
Federal Labor Relations Authority	195	0.002	307	0.000
Federal Maritime Commission	128	0.001	271	0.000
Federal Mediation and Conciliation Service	381	0.004	2,112	0.001
Federal Mine Safety and Health Review Commission	241	0.002	321	0.000
Federal Trade Commission	1,068	0.010	16,660	0.008
General Services Administration	585,919	5.596	7,608,271	3.828
International Trade Commission	429	0.004	4,408	0.002
J. F. Kennedy Center for the Performing Arts	217	0.002	6,164	0.003
Merit Systems Protection Board	640	0.006	2,622	0.001
National Aeronautics and Space Administration	46,018	0.440	11,154,267	5.612
National Archives and Records Administration	3,155	0.030	25,482	0.013
National Capital Planning Commission	305	0.003	688	0.000
National Endowment For The Arts	140	0.001	1,412	0.001
National Endowment For The Humanities	1,440	0.014	2,365	0.001
National Gallery of Art	3,248	0.031	8,901	0.004
National Labor Relations Board	751	0.007	9,060	0.005
National Mediation Board	368	0.004	2,192	0.001
National Science Foundation	1,423	0.014	217,603	0.109
National Transportation Safety Board	356	0.003	5,191	0.003
Nuclear Regulatory Commission	1,621	0.015	72,086	0.036
Occupational Safety and Health Review Commission	203	0.002	48,940	0.025
Office of Personnel Management	8,848	0.085	171,215	0.086
Peace Corps	9,336	0.089	38,480	0.019
Railroad Retirement Board	2,298	0.022	10,381	0.005
Securities and Exchange Commission	1,315	0.013	37,567	0.019
Selective Service System	608	0.006	2,573	0.001
Small Business Administration	1,757	0.017	44,329	0.022
Smithsonian Institution	21,356	0.204	105,841	0.053
Social Security Administration	153,181	1.463	510,210	0.257
Tennessee Valley Authority	96,893	0.925	-1,261,592	-0.635
United States Arms Control and Disarmament Agency	44	0.000	2,461	0.001
United States Holocaust Memorial Museum	345	0.003	2,473	0.001
United States Information Agency	12,098	0.116	76,596	0.039
United States Soldiers and Airmens Home	3,868	0.037	18,428	0.009
United States Trade and Development Agency	263	0.003	4,859	0.002

FEDERAL PROCUREMENT DATA SYSTEM
FEDERAL CONTRACT ACTIONS AND DOLLARS
BY EXECUTIVE DEPARTMENT AND AGENCY
 Fiscal Year 1999 Through Fourth Quarter

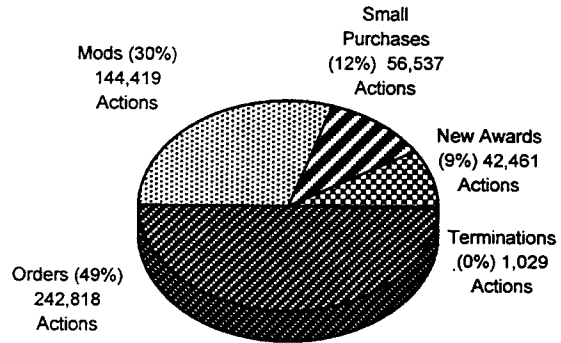
Actions Reported Individually on SF279				Actions Reported in Summary on SF281			
Actions	Percent of Actions	Dollars (000)	Percent of Dollars	Actions	Percent of Actions	Dollars (000)	Percent of Dollars
487,264	100.000	183,119,003	100.000	9,982,894	100.000	15,631,940	100.000
206	0.042	32,159	0.018	5,249	0.053	6,894	0.044
17,497	3.591	3,154,433	1.723	627,093	6.282	379,627	2.429
7,081	1.453	1,091,654	0.596	53,841	0.539	128,435	0.822
269,200	55.247	123,183,167	67.269	5,538,602	55.481	10,131,946	64.816
1,065	0.219	693,404	0.379	7,747	0.078	19,795	0.127
5,440	1.116	15,577,267	8.507	9,625	0.096	37,393	0.239
11,887	2.440	4,148,427	2.265	261,819	2.623	763,464	4.884
1,576	0.323	773,354	0.422	6,528	0.065	17,409	0.111
11,818	2.425	1,074,600	0.587	123,781	1.240	179,817	1.150
28,499	5.849	3,180,099	1.737	373,460	3.741	487,355	3.118
2,344	0.481	1,090,588	0.596	10,030	0.100	38,025	0.243
4,048	0.831	945,417	0.516	130,547	1.308	357,929	2.290
15,656	3.213	2,697,051	1.473	50,464	0.506	154,659	0.989
11,802	2.422	3,280,480	1.791	32,660	0.327	170,085	1.088
21,834	4.481	2,575,378	1.406	1,813,815	18.189	1,219,196	7.799
829	0.170	513,003	0.280	2,695	0.027	9,256	0.059
0	0.000	0	0.000	12,507	0.125	10,055	0.064
0	0.000	0	0.000	523	0.005	404	0.003
41	0.008	2,738	0.001	1,358	0.014	3,121	0.020
53	0.011	14,424	0.008	1,585	0.016	4,314	0.028
3	0.001	75	0.000	71	0.001	175	0.001
5,454	1.119	1,066,198	0.582	18,626	0.187	225,527	1.443
358	0.073	44,717	0.024	6,592	0.066	9,441	0.060
12	0.002	475	0.000	1,331	0.013	2,435	0.016
1,454	0.298	288,271	0.157	788	0.008	4,340	0.028
101	0.021	8,687	0.005	107	0.001	636	0.004
0	0.000	0	0.000	195	0.002	307	0.002
0	0.000	0	0.000	128	0.001	271	0.002
0	0.000	0	0.000	381	0.004	2,112	0.014
0	0.000	0	0.000	241	0.002	321	0.002
168	0.034	13,118	0.007	900	0.009	3,542	0.023
37,592	7.715	6,915,309	3.776	548,327	5.493	692,962	4.433
63	0.013	2,845	0.002	366	0.004	1,563	0.010
38	0.008	5,087	0.003	179	0.002	1,077	0.007
0	0.000	0	0.000	640	0.006	2,622	0.017
16,868	3.462	10,937,050	5.973	29,150	0.292	217,217	1.390
130	0.027	21,080	0.012	3,025	0.030	4,402	0.028
4	0.001	152	0.000	301	0.003	536	0.003
10	0.002	723	0.000	130	0.001	689	0.004
6	0.001	611	0.000	1,434	0.014	1,754	0.011
50	0.010	3,308	0.002	3,198	0.032	5,593	0.036
54	0.011	7,559	0.004	697	0.007	1,501	0.010
224	0.046	1,657	0.001	144	0.001	535	0.003
292	0.060	212,841	0.116	1,131	0.011	4,762	0.030
0	0.000	0	0.000	356	0.004	5,191	0.033
604	0.124	67,443	0.037	1,017	0.010	4,643	0.030
1	0.000	48,630	0.027	202	0.002	310	0.002
2,618	0.537	157,965	0.086	6,230	0.062	13,250	0.085
112	0.023	14,689	0.008	9,224	0.092	23,791	0.152
51	0.010	7,743	0.004	2,247	0.023	2,638	0.017
153	0.031	31,442	0.017	1,162	0.012	6,125	0.039
15	0.003	1,142	0.001	593	0.006	1,431	0.009
273	0.056	37,654	0.021	1,484	0.015	6,675	0.043
546	0.112	81,633	0.045	20,810	0.208	24,208	0.155
3,902	0.801	458,480	0.250	149,279	1.495	51,730	0.331
4,514	0.926	-1,421,556	-0.776	92,379	0.925	159,964	1.023
7	0.001	2,093	0.001	37	0.000	368	0.002
50	0.010	1,733	0.001	295	0.003	740	0.005
567	0.116	54,816	0.030	11,531	0.116	21,780	0.139
62	0.013	14,316	0.008	3,806	0.038	4,112	0.026
32	0.007	3,374	0.002	231	0.002	1,485	0.009

FEDERAL PROCUREMENT DATA SYSTEM
SF279/SF281 COMPARISONS
 Fiscal Year 1999 Through Fourth Quarter

ACTIONS

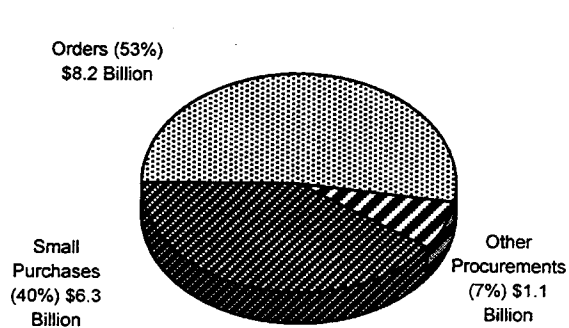
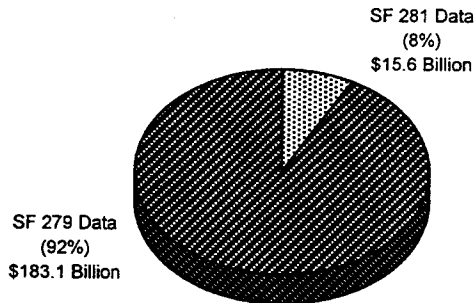


SF 281 Data By Procurement Methods

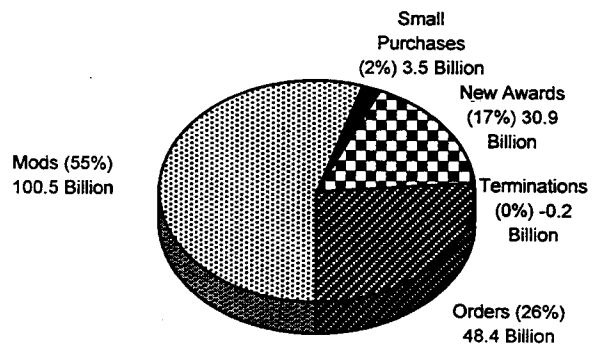


SF 279 Data By Kind of Contract Action

DOLLARS



SF 281 Data By Procurement Methods

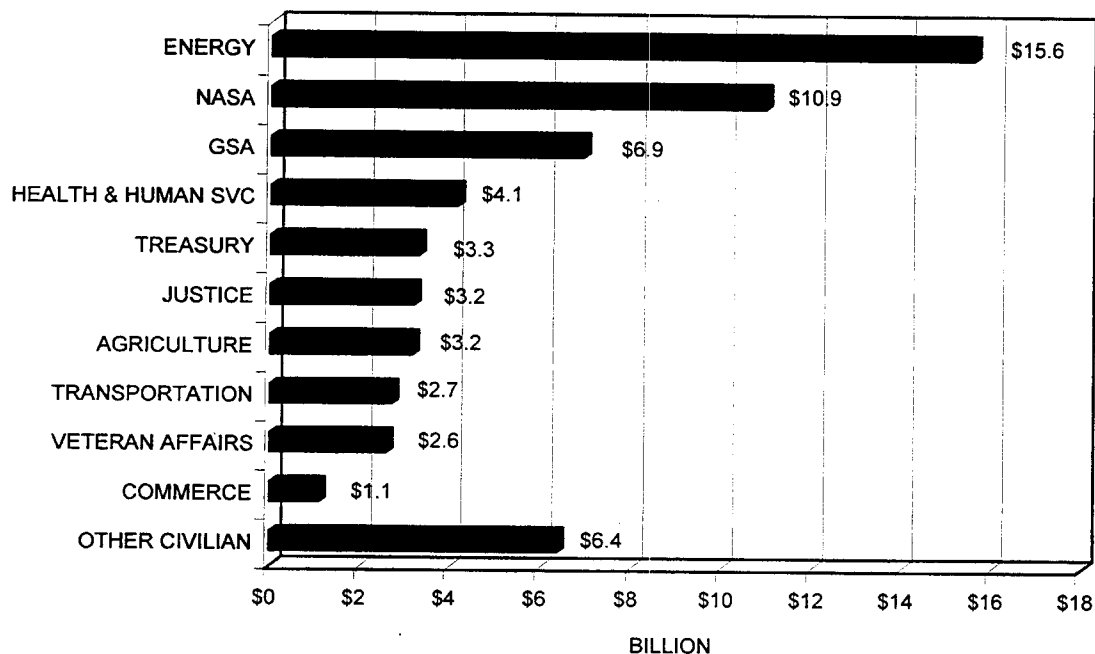


SF 279 Data By Kind of Contract Action

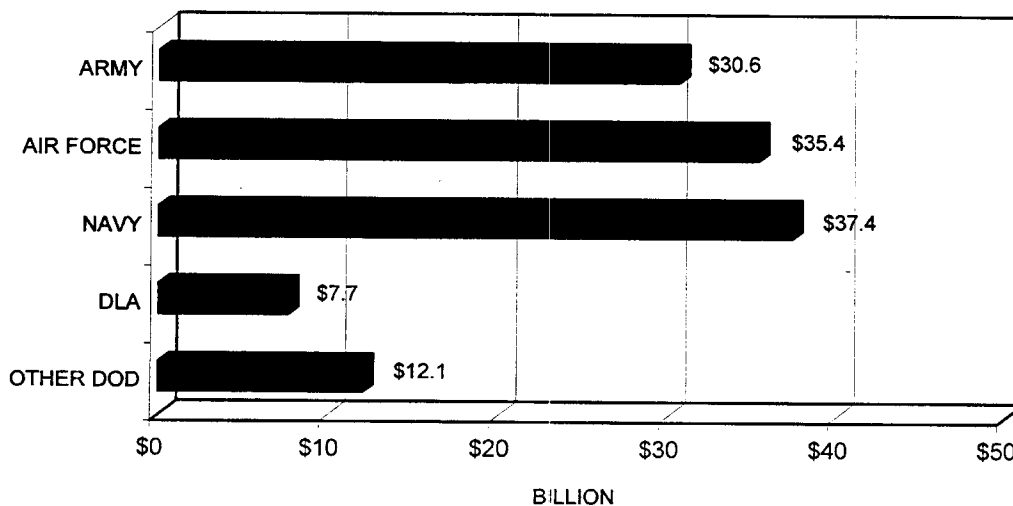
FEDERAL PROCUREMENT DATA SYSTEM
CONTRACT DOLLARS BY EXECUTIVE DEPARTMENTS AND AGENCIES

Actions Reported Individually on SF279
Fiscal Year 1999 Through Fourth Quarter

CIVILIAN AGENCIES
TOTAL DOLLARS \$59.9 BILLION




DEPARTMENT OF DEFENSE
TOTAL DOLLARS \$123.2 BILLION



PROCUREMENTS PERFORMED OUTSIDE US BY CONTINENT

Actions Reported Individually on SF279 - Fiscal Year 1999 Through Fourth Quarter



FEDERAL PROCUREMENT DATA SYSTEM
RESEARCH AND DEVELOPMENT SUMMARY - BY R & D CATEGORY

Actions Reported Individually on SF279
 Fiscal Year 1999 Through Fourth Quarter

	Year to Date	
	Number of Actions	Dollars (000)
TOTAL FEDERAL RESEARCH AND DEVELOPMENT	33,698	24,513,862
AA Agriculture	8	665
AB Community Services and Development	39	5,613
AC Defense Systems	10,098	11,666,829
AD Defense - Other	10,515	4,425,528
AE Economic Growth and Productivity	341	147,405
AF Education	199	90,539
AG Energy	341	174,410
AH Environmental Protection	471	104,806
AJ General Science and Technology	966	294,620
AK Housing	1	50
AM International Affairs and Cooperation	5	1,170
AN Medical	1,577	805,393
AP Natural Resources	134	16,895
AQ Social Services	2	87
AR Space	4,087	3,866,503
AS Transportation, Modal	165	33,120
AT Transportation, General	184	54,402
AV Mining	26	11,878
AZ Other Research and Development	4,539	2,813,949

OTHER SERVICES AND CONSTRUCTION - SUMMARY BY SERVICE CATEGORY

Actions Reported Individually on SF279
 Fiscal Year 1999 Through Fourth Quarter

	Year to Date	
	Number of Actions	Dollars (000)
TOTAL FEDERAL OTHER SERVICES AND CONSTRUCTION	276,088	94,359,031
B Special Studies and Analyses - Not R&D	6,046	1,793,046
C Architect and Engineering Services - Construction	18,276	1,724,576
D Automatic Data Processing and Telecommunications Services	31,918	11,034,990
F Natural Resources Management	8,024	2,571,092
G Social Services	1,669	250,150
H Quality Control, Testing, and Inspection Services	1,626	738,532
J Maintenance, Repair, and Rebuilding of Equipment	24,071	6,901,386
K Modification of Equipment	734	925,040
L Technical Representative Services	1,795	856,474
M Operation of Government-Owned Facility	6,676	17,070,328
N Installation Equipment	1,725	163,694
P Salvage Services	555	193,171
Q Medical Services	17,144	4,897,438
R Professional, Administrative, and Management Support Services	53,089	18,518,563
S Utilities and Housekeeping Services	20,644	5,538,715
T Photographic, Mapping, Printing, and Publication Services	1,871	324,235
U Training Services	6,558	1,110,086
V Transportation and Travel	7,949	2,651,643
W Lease or Rental of Equipment	2,354	303,269
X Lease or Rental of Facilities	10,096	760,159
Y Construction of Structures and Facilities	18,336	8,408,614
Z Maintenance, Repair, or Alteration of Real Property	34,932	7,623,830

**FEDERAL PROCUREMENT DATA SYSTEM
SUPPLIES AND EQUIPMENT - SUMMARY BY FSC GROUP**

Actions Reported Individually on SF279
Fiscal Year 1999 Through Fourth Quarter

	Year to Date	
	Actions	Dollars (000)
TOTAL FEDERAL SUPPLIES AND EQUIPMENT	177,478	64,246,110
10 Weapons	1,196	991,877
11 Nuclear Ordnance	24	3,280
12 Fire Control Equipment	614	396,790
13 Ammunition and Explosives	1,898	2,041,923
14 Guided Missiles	1,019	3,950,497
15 Aircraft and Airframe Structural Components	3,903	11,533,459
16 Aircraft Components and Accessories	4,611	1,872,975
17 Aircraft Launching, Landing, and Ground Handling Equipment	520	197,187
18 Space Vehicles	518	1,308,755
19 Ships, Small Craft, Pontoons, and Floating Docks	1,491	3,759,135
20 Ship and Marine Equipment	656	363,834
22 Railway Equipment	20	11,772
23 Ground Effect Vehicles, Motor Vehicles, Trailers, and Cycles	1,102	1,731,082
24 Tractors	160	36,705
25 Vehicular Equipment Components	1,553	527,230
26 Tires and Tubes	377	90,565
28 Engines, Turbines, and Components	4,251	3,476,575
29 Engine Accessories	1,960	396,880
30 Mechanical Power Transmission Equipment	1,052	122,884
31 Bearings	1,279	133,910
32 Woodworking Machinery and Equipment	12	1,152
34 Metalworking Machinery	535	102,380
35 Service and Trade Equipment	273	55,246
36 Special Industry Machinery	1,158	152,547
37 Agricultural Machinery and Equipment	144	7,147
38 Construction, Mining, Excavating, and Highway Maintenance Equipment	557	113,099
39 Materials Handling Equipment	876	211,063
40 Rope, Cable, Chain, and Fittings	219	16,973
41 Refrigeration, Air Conditioning, and Air Circulating Equipment	820	116,819
42 Fire Fighting, Rescue, and Safety Equipment	722	130,075
43 Pumps and Compressors	1,290	126,167
44 Furnace, Steam Plant, and Drying Equipment; and Nuclear Reactors	398	710,742
45 Plumbing, Heating, and Sanitation Equipment	279	27,829
46 Water Purification and Sewage Treatment Equipment	132	14,820
47 Pipe, Tubing, Hose, and Fittings	1,129	136,732
48 Valves	1,600	134,640
49 Maintenance and Repair Shop Equipment	1,353	332,637
51 Hand Tools	609	46,286
52 Measuring Tools	74	7,003
53 Hardware and Abrasives	1,801	115,424

FEDERAL PROCUREMENT DATA SYSTEM
SUPPLIES AND EQUIPMENT - SUMMARY BY FSC GROUP

Actions Reported Individually on SF279
 Fiscal Year 1999 Through Fourth Quarter

	Year to Date	
	Actions	Dollars (000)
54 Prefabricated Structures and Scaffolding	833	116,197
55 Lumber, Millwork, Plywood, and Veneer	1,123	35,851
56 Construction and Building Materials	864	81,241
58 Communication, Detection, and Coherent Radiation Equipment	10,229	4,234,652
59 Electrical and Electronic Equipment Components	9,322	1,965,166
60 Fiber Optics Materials, Components, Assemblies, and Accessories	329	47,485
61 Electric Wire, and Power and Distribution Equipment	3,429	544,389
62 Lighting Fixtures and Lamps	425	38,453
63 Alarm, Signal, and Security Detection Systems	676	158,297
65 Medical, Dental, and Veterinary Equipment and Supplies	14,035	1,763,518
66 Instruments and Laboratory Equipment	6,072	1,149,190
67 Photographic Equipment	880	76,308
68 Chemicals and Chemical Products	1,400	510,928
69 Training Aids and Devices	770	602,294
70 General Purpose Automatic Data Processing Equipment	36,109	6,380,183
71 Furniture	11,371	739,745
72 Household and Commercial Furnishings and Appliances	1,986	83,121
73 Food Preparation and Serving Equipment	593	66,824
74 Office Machines, Text Processing Systems and Visible Record Equipment	885	61,933
75 Office Supplies and Devices	2,394	142,658
76 Books, Maps, and Other Publications	1,104	146,393
77 Musical Instruments, Phonographs, and Home-Type Radios	67	3,546
78 Recreation and Athletic Equipment	424	28,677
79 Cleaning Equipment and Supplies	468	20,039
80 Brushes, Paints, Sealers, and Adhesives	727	49,050
81 Containers, Packaging, and Packing Supplies	1,701	159,475
83 Textiles, Leather, Furs, Apparel and Shoe Findings, Tents and Flags	1,775	155,903
84 Clothing, Individual Equipment, and Insignia	2,652	808,418
85 Toiletries	292	16,571
87 Agricultural Supplies	231	22,507
88 Live Animals	54	5,236
89 Subsistence	13,046	3,219,052
91 Fuels, Lubricants, Oils, and Waxes	2,382	1,412,064
93 Nonmetallic Fabricated Materials	800	182,709
94 Nonmetallic Crude Materials	431	660,047
95 Metal Bars, Sheets, and Shapes	965	163,058
96 Ores, Minerals, and Their Primary Products	467	784,803
99 Miscellaneous	3,919	2,097,709
E Purchase of Structures and Facilities	63	6,324

FEDERAL PROCUREMENT DATA SYSTEM
STANDARD INDUSTRIAL CLASSIFICATIONS (SIC) CODE SUMMARY
BY SIC GROUP

Actions Reported Individually on SF279
 Fiscal Year 1999 Through Fourth Quarter

		Year to Date	
		Actions	Dollars (000)
TOTAL FEDERAL		487,264	183,119,003
Agriculture, Forestry, and Fishing			
01	Agriculture production - crops	35	6,496
02	Agriculture production livestock and animal specialties	138	34,644
07	Agriculture services	1,300	172,998
08	Forestry	1,854	74,858
09	Fishing, hunting, and trapping	24	1,226
TOTAL		3,351	290,222
Mining			
10	Metal mining	26	22,149
12	Coal mining	535	-1,528,235
13	Oil and gas extraction	333	195,301
14	Mining and quarrying of nonmetallic minerals, except fuels	326	46,823
TOTAL		1,220	-1,263,962
Construction			
15	Building construction - general contractors and operative builders	26,018	8,551,576
16	Heavy construction other than building construction - contractors	12,955	4,395,140
17	Construction - special trade contractors	14,471	2,101,797
TOTAL		53,444	15,048,513
Manufacturing			
20	Food and kindred products	6,674	2,699,764
21	Tobacco products	7	1,261
22	Textile mill products	2,553	151,025
23	Apparel and other finished products made from fabrics	2,234	698,367
24	Lumber and wood products, except furniture	933	44,479
25	Furniture and fixtures	11,054	706,892
26	Paper and allied products	2,239	155,607
27	Printing, publishing, and allied industries	1,519	184,679
28	Chemicals and allied products	4,070	1,120,030
29	Petroleum refining and related industries	718	2,027,644
30	Rubber and miscellaneous plastics products	2,011	229,807
31	Leather and leather products	887	103,961
32	Stone, clay, glass, and concrete products	619	69,957
33	Primary metal industries	1,447	253,858
34	Fabricated metal products, except machinery and transportation	8,456	5,790,583
35	Industrial and commercial machinery and computer equipment	32,897	5,622,285
36	Electronic and other electrical equipment and components, not computer	23,305	7,773,249
37	Transportation equipment	31,776	39,537,110
38	Measuring, analyzing, and controlling instruments	12,829	5,179,935
39	Miscellaneous manufacturing industries	1,973	308,164
TOTAL		148,201	72,658,657
Transportation, Communications, Electric, Gas, and Sanitary Services			
40	Railroad transportation	251	220,899
41	Local and suburban transit and interurban highway passenger transportation	726	96,371
42	Motor freight transportation and warehousing	1,423	409,477
43	United States Postal Services	17	831
44	Water transportation	2,798	1,587,131
45	Transportation by air	3,332	1,335,249
46	Pipelines, except natural gas	7	-346
47	Transportation services	674	295,259
48	Communications	7,534	2,911,400
49	Electric, gas, and sanitary services	7,223	2,375,137
TOTAL		23,985	9,231,408

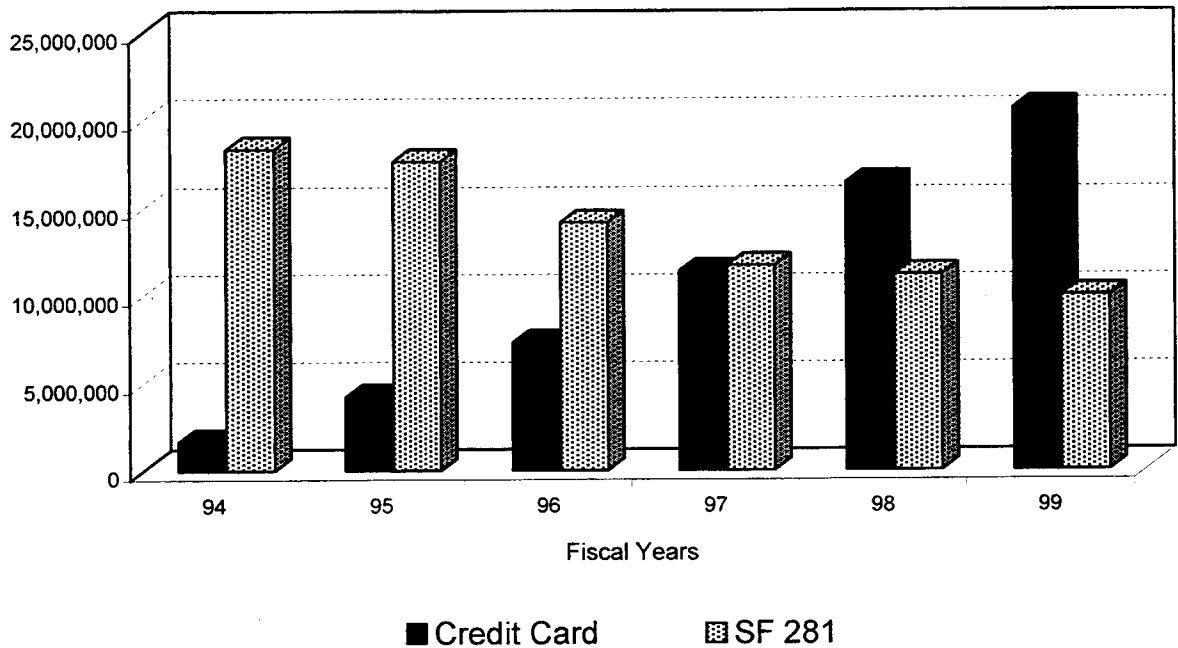
FEDERAL PROCUREMENT DATA SYSTEM
STANDARD INDUSTRIAL CLASSIFICATIONS (SIC) CODE SUMMARY
BY SIC GROUP

Actions Reported Individually on SF279
 Fiscal Year 1999 Through Fourth Quarter

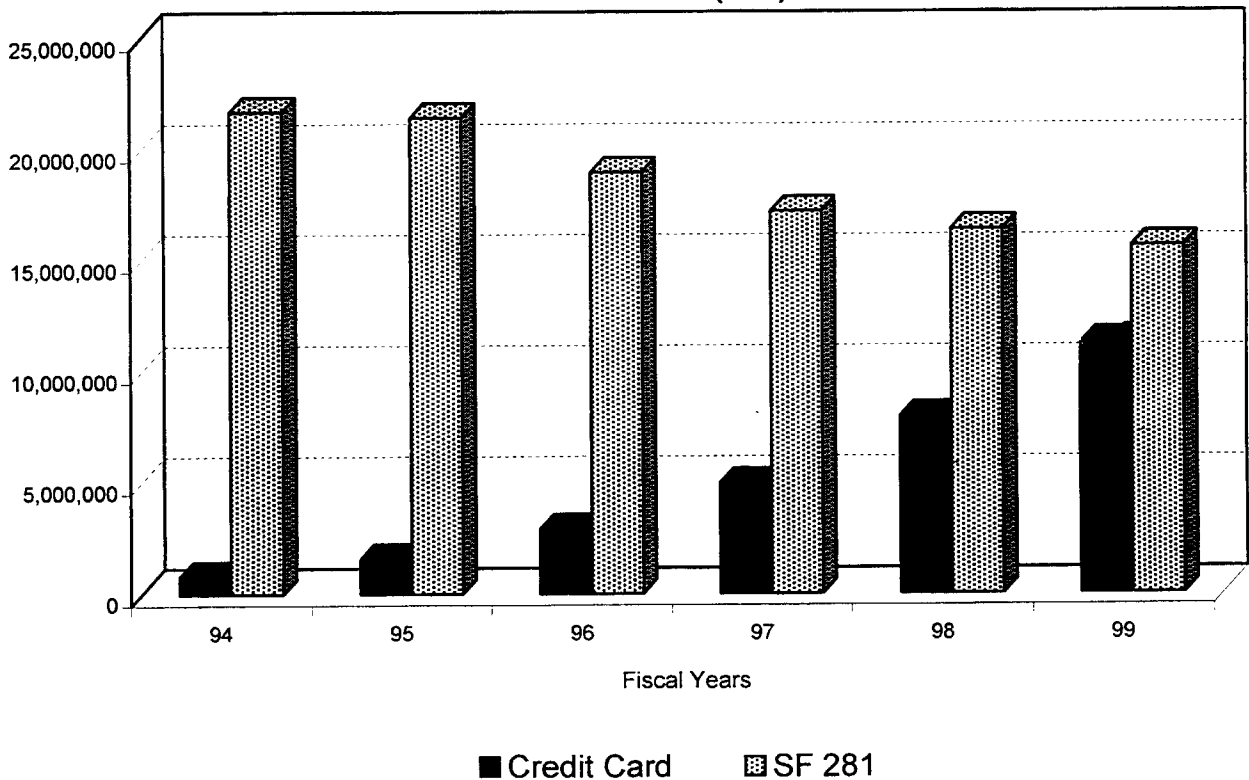
		Year to Date	
		Actions	Dollars (000)
Wholesale Trade			
	50 Wholesale trade - durable goods	20,375	2,567,079
	51 Wholesale trade - nondurable goods	16,242	2,742,383
TOTAL		36,617	5,309,462
Retail Trade			
	52 Building materials, hardware, garden supply, and mobile home dealers	150	10,318
	53 General merchandise stores	18	1,353
	54 Food stores	130	15,771
	55 Automotive dealers and gasoline service stations	77	12,330
	56 Apparel and accessory stores	22	1,201
	57 Home furniture, furnishings, and equipment stores	804	124,539
	58 Eating and drinking places	981	296,100
	59 Miscellaneous retail	532	49,549
TOTAL		2,714	511,161
Finance, Insurance, and Real Estate			
	60 Depository institutions	34	10,647
	61 Nondepository institutions	10	15,985
	62 Security and commodity brokers, dealers, exchanges, and services	85	52,092
	63 Insurance carriers	164	49,065
	64 Insurance agents, brokers, and services	150	132,657
	65 Real estate	11,497	2,060,599
	67 Holding and other investment offices	24	700
TOTAL		11,964	2,321,745
Services			
	70 Hotels, rooming houses, camps, and other lodging places	1,774	119,998
	72 Personal services	1,001	117,812
	73 Business services	60,264	16,537,327
	75 Automotive repair, services, and parking	719	91,379
	76 Miscellaneous repair services	3,163	570,574
	78 Motion pictures	550	36,164
	79 Amusement and recreation services	257	16,209
	80 Health services	17,433	4,831,286
	81 Legal services	666	49,871
	82 Educational services	3,201	1,897,262
	83 Social services	1,934	284,615
	84 Museums, art galleries, and botanical and zoological gardens	35	3,356
	86 Membership organizations	179	34,181
	87 Engineering, accounting, research, management, and related services	100,874	49,232,535
	88 Private households	3	195
	89 Miscellaneous services	11,172	2,652,401
TOTAL		203,225	76,475,165
Public Administration			
	91 Executive, legislative, and general government, except finance	241	33,270
	92 Justice, public order, and safety	43	11,605
	93 Public finance, taxation, and monetary policy	1	10,000
	94 Administration of human resource programs	30	7,017
	95 Administration of environmental quality and housing programs	120	137,890
	96 Administration of economic programs	122	63,684
	97 National security and international affairs	68	35,470
TOTAL		625	298,936
Nonclassifiable establishments			
	99 Nonclassifiable establishments	1,918	2,237,696

FEDERAL PROCUREMENT DATA SYSTEM
SF281/GOVT PURCHASE CARD COMPARISON
 Fiscal Year 1999 Through Fourth Quarter

ACTIONS



DOLLARS (000)



FEDERAL PROCUREMENT DATA SYSTEM
Government Purchase Card Statistics
 Sales, Transactions and Cards
 Fiscal Year 1999

	SALES	TRANSACTIONS	CARDS
PROGRAM TOTAL	\$10,187,006,498.29	20,631,398	517,591
Agency for International Development	\$2,069,962.86	5,137	294
Agriculture	\$447,162,104.98	1,978,912	23,370
Air Force	\$1,083,685,761.09	2,480,197	73,945
Army	\$1,755,318,078.79	3,637,792	107,017
Commerce	\$118,063,034.28	308,330	7,732
Congress	\$4,317,980.47	10,362	538
Consumer Product Safety Commission	\$490,340.57	1,631	124
Corporation for National Service	\$1,035,721.18	4,283	99
Defense, Other	\$348,970,542.16	457,792	10,138
Education	\$9,100,355.96	17,826	305
Energy	\$183,343,742.82	365,294	7,566
Environmental Protection Agency	\$31,607,495.58	77,454	2,026
Equal Opportunity Commission	\$1,493,308.37	3,482	222
Executive Office of the President	\$415,687.40	1,035	149
Fed Communications Commission	\$2,531,262.86	4,962	216
Fed Labor Relations Commission	\$535,439.58	705	19
Fed Mediation/Conciliation Commission	\$773,668.24	4,315	55
Fed Trade Commission	\$1,844,497.28	4,196	82
Federal Emergency Management Agency	\$23,351,989.86	26,704	785
General Services Administration	\$153,488,796.50	244,144	3,682
Health Human Services	\$244,288,789.10	519,332	6,459
Housing Urban Development	\$10,830,418.74	18,109	507
Interior	\$404,990,811.22	1,932,593	93,573
International Trade Commission	\$826,201.37	1,222	14
Justice	\$344,791,541.48	701,375	13,966
Labor	\$16,173,945.88	49,455	2,379
Merit Systems Protection Board	\$592,868.48	990	57
Misc Independent Agencies	\$29,841,424.05	71,213	2,597
NASA	\$70,499,003.14	138,051	7,325
National Science Foundation	\$2,542,170.73	7,626	172
Natl Archives Records Services	\$7,364,472.69	14,666	240
Natl Foundation Arts/Humanities	\$1,028,536.54	1,735	5
Natl Labor Relations Board	\$525,185.06	2,338	80
Navy	\$1,357,743,495.73	2,469,571	39,062
Nuclear Regulatory Commission	\$2,890,324.45	5,259	216
Ofc of Personnel Management	\$11,313,929.02	16,914	263
Railroad Retirement Board	\$377,263.69	1,213	90
Securities and Exchange Commission	\$1,437,330.33	1,949	33
Small Business Administration	\$8,495,229.37	22,435	306
Smithsonian Institution	\$234,523.50	1,351	23
Social Security Administration	\$50,924,317.81	100,885	3,255
State Department	\$27,450,439.73	47,336	1,658
Transportation	\$283,272,601.43	738,097	27,069
Treasury	\$162,882,472.19	517,763	18,090
US Courts	\$5,703,031.81	22,461	1,113
US Information Agency	\$15,151,140.88	16,666	259
US Postal Service	\$362,727,179.23	1,039,829	18,069
Veterans Affairs	\$2,592,508,079.81	2,536,411	42,347

THIS CHART WAS PROVIDED BY THE FEDERAL SUPPLY SERVICE, GSA

*These figures are not included in any other part of the FPR

FEDERAL PROCUREMENT DATA SYSTEM
TOP 100 FEDERAL CONTRACTORS

Actions Reported Individually on SF279
 Fiscal Year 1999 Through Fourth Quarter

	CURRENT YEAR'S DOLLARS (000)	PERCENT OF DOLLARS	PRIOR YEAR'S DOLLARS (000)	PERCENT OF DOLLARS
TOTAL FEDERAL	183,119,003	100.00	180,914,794	100.00
TOP 100 SUBTOTAL	102,394,429	55.92	93,335,304	51.59
1 LOCKHEED MARTIN CORPORATION	17,503,033	9.56	17,020,878	9.41
2 BOEING COMPANY THE INC	13,279,077	7.25	12,789,992	7.07
3 RAYTHEON COMPANY INC	7,055,788	3.85	6,224,081	3.44
4 GENERAL DYNAMICS CORPORATION	3,878,898	2.12	3,703,030	2.05
5 NORTHROP GRUMMAN CORPORATION	3,213,199	1.75	2,814,744	1.56
6 THE UNIVERSITY OF CALIFORNIA	3,202,265	1.75	2,995,843	1.66
7 UNITED TECHNOLOGIES CORPORATION	2,485,083	1.36	2,140,217	1.18
8 TRW INC	2,363,301	1.29	1,900,463	1.05
9 LITTON INDUSTRIES INC	2,251,805	1.23	1,632,266	0.90
10 CBS CORPORATION	2,192,981	1.20	2,116,689	1.17
11 SCIENCE APPLICATIONS INTL CORP	2,058,702	1.12	1,803,056	1.00
12 GENERAL ELECTRIC COMPANY INC	1,633,098	0.89	1,466,660	0.81
13 CARLYLE GROUP THE	1,533,697	0.84	1,355,943	0.75
14 UNITED SPACE ALLIANCE LLC	1,464,836	0.80	1,480,308	0.82
15 TEXTRON INC	1,453,136	0.79	1,852,281	1.02
16 BECHTEL GROUP INC	1,346,841	0.74	895,103	0.49
17 CALIFORNIA INSTITUTE OF TECHNOLOGY	1,315,374	0.72	1,185,175	0.66
18 COMPUTER SCIENCES CORPORATION	1,286,263	0.70	1,081,729	0.60
19 ALLIEDSIGNAL INC	1,209,274	0.66	1,378,674	0.76
20 FLUOR CORPORATION	1,123,540	0.61	1,127,319	0.62
21 THE GENERAL ELECTRIC CO PLC	814,327	0.44	367,885	0.20
22 HALLIBURTON COMPANY (INC)	788,384	0.43	366,762	0.20
23 GTE CORPORATION	787,307	0.43	852,313	0.47
24 ITT INDUSTRIES INC	699,846	0.38	845,904	0.47
25 AT&T CORPORATION	666,577	0.36	812,429	0.45
26 DYNCORP	649,203	0.35	636,588	0.35
27 KAISER HILL CO LLC	643,872	0.35	606,890	0.34
28 TBI BEHEER BV	643,250	0.35	1,367,904	0.76
29 INTL BUSINESS MACHINE CORPORATION	642,603	0.35	593,405	0.33
30 BOOZ ALLEN & HAMILTON INC	627,086	0.34	490,359	0.27
31 BATTELLE MEMORIAL INSTITUTE	624,889	0.34	559,796	0.31
32 HUMANA INC	624,860	0.34	887,773	0.49
33 UNISYS CORPORATION	584,054	0.32	691,964	0.38
34 FOUNDATION HEALTH SYSTEMS INC	584,035	0.32	592,799	0.33
35 ELECTRONIC DATA SYSTEMS CORP	576,367	0.31	473,786	0.26
36 JOHNS HOPKINS UNIVERSITY	550,852	0.30	492,245	0.27
37 AMERISOURCE HEALTH CORPORATION	539,532	0.29	396,701	0.22
38 NEWPORT NEWS SHIPBUILDING INC	534,684	0.29	1,538,531	0.85
39 ANTHEM ALLIANCE HEALTH INSURANCE	519,353	0.28	237,928	0.13
40 IT GROUP INC THE	510,795	0.28	473,908	0.26
41 UNIVERSITY OF CHICAGO THE INC	510,268	0.28	467,966	0.26
42 JACOBS ENGINEERING GROUP INC	483,766	0.26	144,132	0.08
43 MOTOROLA INC	452,336	0.25	350,240	0.19
44 MITRE CORPORATION THE	437,172	0.24	473,847	0.26
45 ALLIANT TECHSYSTEMS INC	435,265	0.24	324,085	0.18
46 LONGBOW LIMITED LIABILITY CORP	426,406	0.23	331,065	0.18
47 CORDANT TECHNOLOGIES INC	423,618	0.23	405,767	0.22
48 TRIWEST HEALTHCARE ALLIANCE CO	413,509	0.23	419,974	0.23
49 BROOKHAVEN SCIENCE ASSOCIATES	407,992	0.22	372,706	0.21
50 MCDERMOTT INTERNATIONAL INC	398,211	0.22	477,574	0.26

FEDERAL PROCUREMENT DATA SYSTEM
TOP 100 FEDERAL CONTRACTORS

Actions Reported Individually on SF279
 Fiscal Year 1999 Through Fourth Quarter

	CURRENT YEAR'S DOLLARS (000)	PERCENT OF DOLLARS	PRIOR YEAR'S DOLLARS (000)	PERCENT OF DOLLARS	
51	T I/MARTIN JAVELIN JOINT VENTURE	385,862	0.21	204,228	0.11
52	MASSACHUSETTS INST OF TECNOLOGY	373,991	0.20	401,859	0.22
53	AEROSPACE CORPORATION THE	372,165	0.20	340,967	0.19
54	PHILIPP HOLZMANN AKTIENGESELLS	366,100	0.20	464,273	0.26
55	FDX CORPORATION	359,967	0.20	293,144	0.16
56	ROCKWELL INTERNATIONAL CORP	358,120	0.20	441,073	0.24
57	DELL COMPUTER CORPORATION	353,419	0.19	261,374	0.14
58	STEWART & STEVENSON SERVICES	325,813	0.18	174,290	0.10
59	WORLDCORP INC	322,778	0.18	316,214	0.17
60	JOHNSON CONTROLS INC	322,514	0.18	218,631	0.12
61	GOVERNMENT TECHNOLOGY SERVICES	321,104	0.18	229,578	0.13
62	CROW/JONES CONSTRUCTION	315,000	0.17	0	0.00
63	HARRIS CORPORATION	297,505	0.16	296,595	0.16
64	UNIVERSITIES RESEARCH ASSOCIATION	296,281	0.16	278,435	0.15
65	BOEING SIKORSKY COMANCHE TEAM	295,725	0.16	213,539	0.12
66	MASON COMPANY THE (INC) (DEL)	289,785	0.16	377,453	0.21
67	CONAGRA INC	285,038	0.16	142,430	0.08
68	AFFILIATED COMPUTER SERVICES	284,520	0.16	301,026	0.17
69	BELL ATLANTIC CORPORATION	274,505	0.15	229,618	0.13
70	HIGHMARK INC	273,898	0.15	315,194	0.17
71	SIERRA HEALTH SERVICES INC	267,026	0.15	77,913	0.04
72	NICHOLS RESEARCH CORPORATION	264,495	0.14	244,827	0.14
73	G - UB - MK CONSTRUCTORS	260,000	0.14	0	0.00
74	CARGILL INCORPORATED	258,805	0.14	49,669	0.03
75	HENSEL PHELPS CONSTRUCTION CO	257,658	0.14	65,076	0.04
76	STANFORD LELAND JUNIOR UNIVERSITY	257,526	0.14	249,144	0.14
77	AEI RESOURCES HOLDING INC	256,956	0.14	56,007	0.03
78	UNITED STATES MARINE REPAIR INC	255,773	0.14	17,635	0.01
79	OSHKOSH TRUCK CORPORATION	253,271	0.14	137,398	0.08
80	MANTECH INTERNATIONAL CORP	248,505	0.14	179,744	0.10
81	L-3 COMMUNICATIONS HOLDING INC	238,859	0.13	154,339	0.09
82	FEDERAL REPUBLIC OF GERMANY	235,051	0.13	238,433	0.13
83	BELL CORP OF ROCHESTER	234,850	0.13	28,543	0.02
84	YORK INTERNATIONAL CORP	234,758	0.13	26,914	0.01
85	CUBIC CORPORATION	233,122	0.13	153,511	0.08
86	PRIMEX TECHNOLOGIES INC	233,034	0.13	221,806	0.12
87	KPMG PEAT MARWICK LLP	232,201	0.13	152,188	0.08
88	ARON J & COMPANY	231,258	0.13	136,144	0.08
89	ADVANCED COMMUNICATIONS SYSTEM	230,673	0.13	86,262	0.05
90	O'BRYAN DOUGLAS CONTRACTING INC	226,343	0.12	1,856	0.00
91	SPACE GATEWAY SUPPORT	220,993	0.12	4,656	0.00
92	AZIMUTH TECHNOLOGIES INC	220,889	0.12	177,417	0.10
93	ARINC INCORPORATED	220,827	0.12	134,490	0.07
94	PERKIN-ELMER CORPORATION	220,047	0.12	9,692	0.01
95	RENCO GROUP THE INC	219,441	0.12	301,775	0.17
96	ORBITAL SCIENCES CORPORATION	215,512	0.12	162,864	0.09
97	PROCTER & GAMBLE COMPANY THE	211,285	0.12	217,451	0.12
98	BINDLEY WESTERN INDUSTRIES INC	210,878	0.12	177,970	0.10
99	LUCENT TECHNOLOGIES INC	210,672	0.12	164,726	0.09
100	MOBIL CORPORATION	209,021	0.11	189,256	0.10

FEDERAL PROCUREMENT DATA SYSTEM
TOP 10 FEDERAL CONTRACTORS BY PRODUCT/SERVICE CATEGORY
 Actions Reported Individually on SF279
 Fiscal Year 1999 Through Fourth Quarter

	Number of Actions	Dollars (000)
I. Research and Development		
Department of Defense		
LOCKHEED MARTIN CORPORATION	1,137	4,573,081
BOEING COMPANY THE INC	670	2,041,651
NORTHROP GRUMMAN CORPORATION	545	945,664
RAYTHEON COMPANY INC	701	879,699
TRW INC	518	609,401
UNITED TECHNOLOGIES CORPORATION	163	562,204
MITRE CORPORATION THE	70	414,370
CARLYLE GROUP THE	85	413,405
AEROSPACE CORPORATION THE	9	365,400
SCIENCE APPLICATIONS INTL CORP	763	364,632
Civilian Agencies		
BOEING COMPANY THE INC	311	1,201,423
UNIVERSITY OF CALIFORNIA	120	443,603
TBI BEHEER BV	166	242,549
RAYTHEON COMPANY INC	52	173,743
WESTAT INC	88	147,042
JOHNS HOPKINS UNIVERSITY INC	101	129,304
TRW INC	69	126,724
ANTARCTIC SUPPORT ASSOCIATES	3	102,707
LOCKHEED MARTIN CORPORATION	204	87,218
RCA CORP	36	80,956
II. Construction		
Department of Defense		
IT GROUP INC THE	826	229,736
FEDERAL REPUBLIC OF GERMANY	860	223,614
PHILIPP HOLZMANN AKTIENGESELLS	776	188,104
HENSEL PHELPS CONSTRUCTION CO	110	183,147
RAYTHEON COMPANY INC	226	172,654
HUNT BUILDING CORPORATION	97	122,562
WEEKS MARINE INC	134	113,661
JACOBS ENGINEERING GROUP INC	164	101,995
DAEWOO CORPORATION	5	98,495
HARBERT BILL INTERNATIONAL CO	77	88,621
Civilian Agencies		
CROW/JONES CONSTRUCTION CO	2	315,000
G - UB - MK CONSTRUCTORS	1	260,000
O'BRYAN DOUGLAS CONTRACTING	27	226,245
BELL CORP OF ROCHESTER	111	220,519
RATCLIFF CONSTRUCTION COMPANY	2	144,946
GREENWAY ENTERPRISES INC	4	126,816
CLARK ENTERPRISES INC	417	121,578
SKANSKA AB	10	106,662
BELL RAY CONSTRUCTION COMPANY	4	89,697
HALLIBURTON COMPANY (INC)	750	74,517

FEDERAL PROCUREMENT DATA SYSTEM
TOP 10 FEDERAL CONTRACTORS BY PRODUCT/SERVICE CATEGORY

Actions Reported Individually on SF279
 Fiscal Year 1999 Through Fourth Quarter

	Number of Actions	Dollars (000)
III. Supplies and Equipment		
Department of Defense		
BOEING COMPANY THE INC	1,963	7,675,374
LOCKHEED MARTIN CORPORATION	2,178	5,207,693
RAYTHEON COMPANY INC	1,987	3,165,451
GENERAL DYNAMICS CORPORATION	1,145	2,987,260
UNITED TECHNOLOGIES CORPORATION	1,787	1,645,494
NORTHROP GRUMMAN CORPORATION	1,109	1,645,494
GENERAL ELECTRIC COMPANY INC	1,357	1,225,069
LITTON INDUSTRIES INC	1,209	1,220,586
TEXTRON INC	481	1,129,853
CARLYLE GROUP INC	347	544,354
Civilian Agencies		
CORDANT TECHNOLOGIES INC	23	396,210
LOCKHEED MARTIN CORPORATION	93	395,751
AMERISOURCE HEALTH CORPORATION	235	374,073
BOEING COMPANY THE INC	81	308,770
CARGILL INCORPORATED	188	258,734
CONAGRA INC	186	255,169
AEI HOLDING COMPANY INC	51	251,090
ARON J & COMPANY	88	231,258
RAYTHEON COMPANY INC	82	188,929
MCDERMOTT INTERNATIONAL INC	100	169,296
IV. ADP Services and Equipment		
Department of Defense		
LOCKHEED MARTIN CORPORATION	755	396,177
GTE CORPORATION	520	352,419
COMPUTER SCIENCES CORPORATION	655	329,370
DELL COMPUTER CORPORATION	2,085	270,667
LITTON INDUSTRIES INC	837	241,293
GOVERNMENT TECHNOLOGY SERVICES	1,668	214,725
BOEING COMPANY THE INC	320	213,621
SCIENCE APPLICATIONS INTL CORP	611	202,220
NORTHROP GRUMMAN CORPORATION	399	201,144
ELECTRONIC DATA SYSTEMS CORP	406	185,714
Civilian Agencies		
LOCKHEED MARTIN CORPORATION	211	703,571
INTL BUSINESS MACHINE CORP	4,182	485,863
COMPUTER SCIENCES CORPORATION	459	446,135
UNISYS CORPORATION	1,503	355,245
ELECTRONIC DATA SYSTEMS CORP	270	327,394
TRW INC	628	319,472
SCIENCE APPLICATIONS INTL CORP	554	304,426
NORTHROP GRUMMAN CORPORATION	299	197,583
BOOZ ALLEN & HAMILTON INC	370	180,182
TBI BEHEER BV	254	168,545

FEDERAL PROCUREMENT DATA SYSTEM
TOP 10 FEDERAL CONTRACTORS BY PRODUCT/SERVICE CATEGORY
 Actions Reported Individually on SF279
 Fiscal Year 1999 Through Fourth Quarter

	Number of Actions	Dollars (000)
V. Architect and Engineering		
Department of Defense		
GENERAL DYNAMICS CORPORATION	22	114,769
CH2M HILL COMPANIES LTD (INC)	395	95,181
TETRA TECH INC	443	93,625
DAMES & MOORE GROUP	395	74,124
TYCO INTERNATIONAL LTD	191	65,561
MONTGOMERY WATSON INC	209	64,444
PARSONS CORPORATION THE	245	55,436
MC MULLEN JOHN J ASSOCIATES INC	153	45,788
SCIENCE APLPLICATIONS INTL CORP	183	43,647
NICHOLS RESEARCH CORPORATION	66	36,972
Civilian Agencies		
ZACHRY INC	23	35,780
AECOM TECHNOLOGY CORPORATION	114	26,711
IT GROUP INC THE	8	24,218
CH2M HILL COMPANIES LTD (INC)	116	19,483
RAYTHEON COMPANY INC	5	19,045
URS CORPORATION	326	16,944
NISTAC	132	16,017
MCMASTER CONSTRUCTION INC	5	14,764
FLUOR CORPORATION	77	13,297
TRW INC	9	12,440
VI. Other Services		
Department of Defense		
LOCKHEED MARTIN CORPORATION	1,814	2,467,901
RAYTHEON COMPANY INC	1,903	2,222,019
BOEING COMPANY THE INC	882	1,372,782
SCIENCE APPLICATIONS INTI CORP	1,805	673,104
TRW INC	462	625,000
HUMANA INC	37	619,800
HALLIBURTON COMPANY (INC)	193	608,161
FOUNDATION HEALTH SYSTEMS INC	134	580,183
ANTHEM ALLIANCE FOR HEALTH INC	43	510,583
BECHTEL GROUP INC	43	469,370
Civilian Agencies		
LOCKHEED MARTIN CORPORATION	523	3,611,480
UNIVERSITY OF CALIFORNIA	67	2,735,591
CBS CORPORATION	115	1,639,613
UNITED SPACE ALLIANCE LLC	73	1,464,836
CALIFORNIA INSTITUTE OF TECHNOLOGY	963	1,294,631
FLUOR CORPORATION	26	1,095,294
BECHTEL GROUP INC	78	787,602
KAISER HILL CO INC	16	644,004
AT & T CORPORATION	99	515,561
UNIVERSITY OF CHICAGO THE INC	15	490,531

SECTION II
GEOGRAPHIC VIEWS

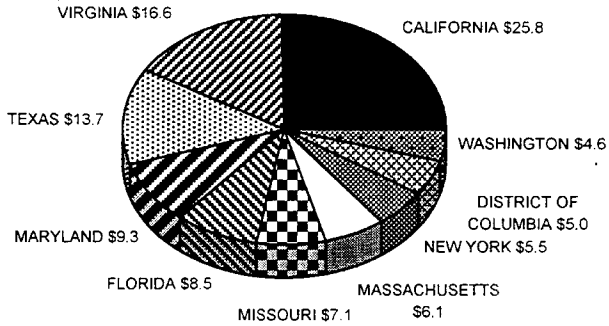
FEDERAL PROCUREMENT DATA SYSTEM
FEDERAL PROCUREMENT BY STATE SUMMARY

Actions Reported Individually on SF279
 Fiscal Year 1999 Through Fourth Quarter

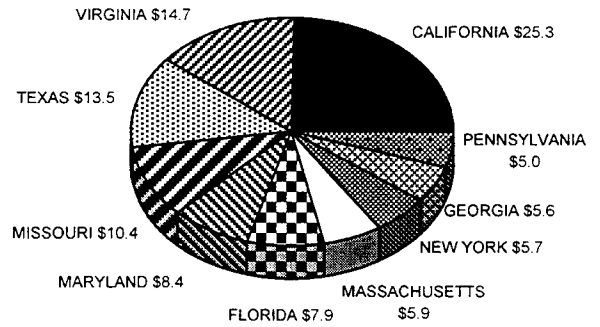
	Dollars (000)	Percent of Dollars	Dollar Rank	Rank Last FY	Rank Per Capita
TOTAL FEDERAL	174,841,406	100.00			
ALABAMA	3,519,953	2.01	19	22	12
ALASKA	807,401	0.46	36	37	5
ARIZONA	4,586,406	2.62	11	17	8
ARKANSAS	355,284	0.20	47	44	50
CALIFORNIA	24,285,369	13.89	1	1	15
COLORADO	4,212,806	2.41	14	14	6
CONNECTICUT	3,445,591	1.97	20	20	7
DELAWARE	184,032	0.11	50	49	44
DISTRICT OF COLUMBIA	6,241,179	3.57	6	7	1
FLORIDA	7,935,824	4.54	5	5	23
GEORGIA	3,791,991	2.17	17	12	25
HAWAII	1,080,877	0.62	33	34	10
IDAHO	820,999	0.47	35	35	17
ILLINOIS	1,665,774	0.95	25	15	51
INDIANA	1,962,648	1.12	23	25	38
IOWA	737,996	0.42	37	38	43
KANSAS	1,119,678	0.64	32	31	30
KENTUCKY	1,345,677	0.77	29	19	36
LOUISIANA	2,489,522	1.42	21	24	22
MAINE	730,398	0.42	38	36	20
MARYLAND	10,291,660	5.89	4	4	4
MASSACHUSETTS	5,360,879	3.07	9	8	11
MICHIGAN	1,581,065	0.90	26	29	49
MINNESOTA	1,528,605	0.87	27	28	39
MISSISSIPPI	844,626	0.48	34	27	41
MISSOURI	5,370,955	3.07	8	6	9
MONTANA	476,455	0.27	43	45	24
NEBRASKA	376,493	0.22	45	43	47
NEVADA	726,869	0.42	39	39	29
NEW HAMPSHIRE	412,504	0.24	44	41	35
NEW JERSEY	3,695,370	2.11	18	21	27
NEW MEXICO	3,855,837	2.21	16	18	3
NEW YORK	5,727,892	3.28	7	9	40
NORTH CAROLINA	1,704,474	0.97	24	26	45
NORTH DAKOTA	219,057	0.13	49	48	37
OHIO	3,959,282	2.26	15	16	34
OKLAHOMA	1,523,851	0.87	28	30	26
OREGON	616,447	0.35	40	40	48
PENNSYLVANIA	5,273,959	3.02	10	11	28
RHODE ISLAND	357,255	0.20	46	47	33
SOUTH CAROLINA	2,399,350	1.37	22	23	19
SOUTH DAKOTA	485,872	0.28	42	46	18
TENNESSEE	4,268,391	2.44	13	13	13
TEXAS	13,640,390	7.80	3	3	16
UTAH	1,186,584	0.68	30	32	21
VERMONT	238,890	0.14	48	51	31
VIRGINIA	18,637,542	10.66	2	2	2
WASHINGTON	4,352,012	2.49	12	10	14
WEST VIRGINIA	533,272	0.31	41	42	42
WISCONSIN	1,183,730	0.68	31	33	46
WYOMING	176,766	0.10	51	50	32
U.S. OUTLYING AREAS	2,515,667	1.44			

FEDERAL PROCUREMENT DATA SYSTEM
TOP 10 STATES BY PROCUREMENT FOR LAST 5 YEARS (Billions)
 Actions Reported Individually on SF279

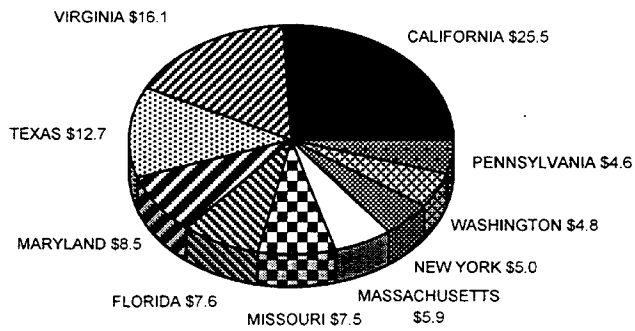
FISCAL YEAR 1995



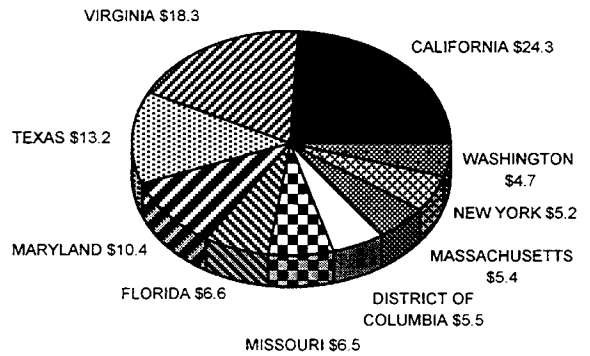
FISCAL YEAR 1996



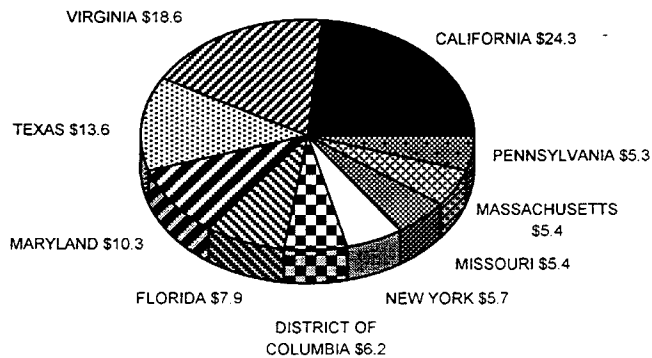
FISCAL YEAR 1997



FISCAL YEAR 1998



**FISCAL YEAR 1999
 (Year to Date)**



FEDERAL PROCUREMENT DATA SYSTEM
 FEDERAL PROCUREMENT DOLLARS BY STATE
 Fiscal Year 1999 Through Fourth Quarter

ALABAMA

Population 4,319,154

Total Procurement By Place of Performance 3,519,953

Per Capita Procurement 815

Rank Per Capita 12

Last Year 18

TOP FIVE COUNTIES					
NAME OF COUNTIES	CIVILIAN AGENCIES		DEPT OF DEFENSE		TOTAL (000)
	SMALL DIS-ADVANTAGED (000)	OTHER (000)	SMALL DIS-ADVANTAGED (000)	OTHER (000)	
1. MADISON	93,163	413,587	262,437	1,429,710	2,198,897
2. MONTGOMERY	377	22,105	25,285	207,106	254,873
3. JEFFERSON	4,278	69,046	6,643	134,312	214,279
4. COFFEE	0	2,824	8,006	186,215	197,045
5. CALHOUN	471	2,822	17,900	132,302	153,495
TOP FIVE AGENCIES WITH PLACE OF PERFORMANCE IN THIS STATE (000)					
1. DEFENSE, DEPARTMENT OF					2,670,782
2. NATIONAL AERONAUTICS AND SPACE ADMINISTRATION					435,072
3. TENNESSEE VALLEY AUTHORITY					157,110
4. GENERAL SERVICES ADMINISTRATION					92,082
5. HEALTH AND HUMAN SERVICES, DEPARTMENT OF					57,143
TOP FIVE CONTRACTING OFFICES LOCATED IN THIS STATE (000)					
ARMY, MISSILE COMMAND, REDSTONE ARSENAL (AH010)					2,977,251
NASA, MARSHALL SPACE FLIGHT CENTER					1,742,240
ARMY, MISSILE COMMAND, REDSTONE ARSENAL (AH230)					1,249,045
ARMY, SPACE & STRATEGIC DEF CMD, HUNTSVILLE					1,206,479
ARMY, ENGINEER DISTRICT, MOBILE					419,013
TYPE OF PRODUCT OR SERVICE	SMALL BUSINESS (000)	LARGE BUSINESS (000)	STATE & LOCAL GOV'T (000)	NON-PROFIT & OTHER (000)	TOTAL (000)
CONSTRUCTION	105,704	218,699	14	0	324,417
R & D	391,486	813,688	24,749	29,703	1,259,626
SERVICES	406,855	824,542	5,675	30,363	1,267,435
SUPPLIES & EQUIPMENT	171,399	486,782	272	10,022	668,475
TOTAL	1,075,444	2,343,711	30,710	70,088	3,519,953
TOP CONTRACTORS PERFORMING IN THIS STATE					
CIVILIAN AGENCIES CONTRACTORS	DOLLARS (000)	DEPARTMENT OF DEFENSE CONTRACTORS		DOLLARS (000)	
1. COMPUTER SCIENCES CORPORATION	114,209	1. BOEING COMPANY THE INC	627,026		
2. BOEING COMPANY THE INC	78,394	2. PRECISION STANDARD INC	127,203		
3. STONE & WEBSTER INCORPORATED	48,100	3. NICHOLS RESEARCH CORPORATION	107,978		
4. LOCKHEED MARTIN CORPORATION	33,843	4. DYNCORP	104,617		
5. INGRAM INDUSTRIES INC	31,772	5. NORTHROP GRUMMAN CORP	96,946		
6. INTERNATIONAL PAPER COMPANY INC	30,650	6. ALLEGHENY TELEDYNE INCORP	88,994		
7. PERKIN-ELMER CORPORATION	30,132	7. INTERGRAPH CORPORATION	79,823		
8. UNIVERSITY OF ALABAMA	24,380	8. DYNETICS INC	57,849		
9. JACOBS ENGINEERING GROUP INC	20,991	9. CAS INC	54,532		
10. NICHOLS RESEARCH CORPORATION	19,732	10. COLSA CORPORATION	45,771		

FEDERAL PROCUREMENT DATA SYSTEM
 FEDERAL PROCUREMENT DOLLARS BY STATE
 Fiscal Year 1999 Through Fourth Quarter

ALASKA

Population 609,311

Total Procurement By Place of Performance 807,401

Per Capita Procurement 1,325

Rank Per Capita 5

Last Year 5

TOP FIVE COUNTIES					
NAME OF COUNTIES	CIVILIAN AGENCIES		DEPT OF DEFENSE		TOTAL (000)
	SMALL DIS-ADVANTAGED (000)	OTHER (000)	SMALL DIS-ADVANTAGED (000)	OTHER (000)	
1. ANCHORAGE	22,092		43,403	232,050	337,940
2. FAIRBANKS NORTH	404	23,011	27,716	85,551	136,682
3. ALEUTIANS WEST	0	1,599	30,418	23,666	55,683
4. KODIAK ISLAND	16,736	27,186	1,025	9,720	54,667
5. YUKON-KOYUKUK	238	1,671	3,303	37,003	42,215
TOP FIVE AGENCIES WITH PLACE OF PERFORMANCE IN THIS STATE (000)					
1. DEFENSE, DEPARTMENT OF					610,043
2. TRANSPORTATION, DEPARTMENT OF					56,854
3. INTERIOR, DEPARTMENT OF THE					41,126
4. GENERAL SERVICES ADMINISTRATION					23,721
5. AGRICULTURE, DEPARTMENT OF					20,850
TOP FIVE CONTRACTING OFFICES LOCATED IN THIS STATE (000)					
ARMY, ENGINEER DISTRICT, ANCHORAGE					154,508
USAF, 3 CONS/LGC, ELMENDRF AFB					89,981
USAF, 343 CONS/LGC, EIELSON AFB					36,703
ARMY, ENGINEER DISTRICT (CIVIL), ANCHORAGE					33,013
ARMY, FORT RICHARDSON GARRISON					24,799
TYPE OF PRODUCT OR SERVICE	SMALL BUSINESS (000)	LARGE BUSINESS (000)	STATE & LOCAL GOV'T (000)	NON-PROFIT & OTHER (000)	TOTAL (000)
CONSTRUCTION	150,324	126,947	249	1,487	279,007
R & D	2,614	5,209	384	7,965	16,172
SERVICES	166,335	155,838	14,525	11,939	348,637
SUPPLIES & EQUIPMENT	116,571	46,755	27	232	163,585
TOTAL	435,844	334,749	15,185	21,623	807,401
TOP CONTRACTORS PERFORMING IN THIS STATE					
CIVILIAN AGENCIES CONTRACTORS	DOLLARS (000)	DEPARTMENT OF DEFENSE CONTRACTORS		DOLLARS (000)	
1. AHTNA INCORPORATED	15,689	1. AURORA POWER RESOURCES INC		34,916	
2. ALEUT CORPORATION THE	11,695	2. ARCTIC SLOPE REGIONAL CORP		34,684	
3. CHUGACH ALASKA CORPORATION	10,022	3. MASON COMPANY THE (INC) (DEL)		25,204	
4. UNIVERSITY OF ALASKA	8,884	4. PIQUINI MANAGEMENT CORP		24,908	
5. LOCKHEED MARTIN CORPORATION	5,209	5. JACOBS ENGINEERING GROUP INC		24,557	
6. INT BUSINESS MACHINE CORP	3,917	6. ALEUT CORPORATION THE		21,667	
7. EQUITABLE RESOURCES INC	3,877	7. WATTERSON CONSTRUCTION CO		20,040	
8. TY-MATT INC	3,504	8. CHUGACH ALASKA CORPORATION		17,479	
9. SOZA & COMPANY LTD INC	3,178	9. WILLIAMS COMPANIES INC THE		16,565	
10. ROCKFORD CORPORATION	3,037	10. USIBELLI COAL MINE INC		16,017	

FEDERAL PROCUREMENT DATA SYSTEM
 FEDERAL PROCUREMENT DOLLARS BY STATE
 Fiscal Year 1999 Through Fourth Quarter

ARIZONA

Population 4,554,966

Total Procurement By Place of Performance 4,586,406

Per Capita Procurement 1,007

Rank Per Capita 8

Last Year 15

TOP FIVE COUNTIES					
NAME OF COUNTIES	CIVILIAN AGENCIES		DEPT OF DEFENSE		TOTAL (000)
	SMALL DIS-ADVANTAGED (000)	OTHER (000)	SMALL DIS-ADVANTAGED (000)	OTHER (000)	
1. MARICOPA	11,569	215,878	35,006	2,166,528	2,428,981
2. PIMA	8,425	54,266	12,710	1,645,389	1,720,790
3. COCHISE	72	11,156	22,425	177,156	210,809
4. YUMA	1,449	13,238	5,567	32,152	52,406
5. LA PAZ	3,291	2,902	4,483	39,882	50,558
TOP FIVE AGENCIES WITH PLACE OF PERFORMANCE IN THIS STATE (000)					
1. DEFENSE, DEPARTMENT OF					4,152,454
2. HEALTH AND HUMAN SERVICES, DEPARTMENT OF					127,695
3. TRANSPORTATION, DEPARTMENT OF					53,556
4. NATIONAL AERONAUTICS AND SPACE ADMINISTRATION					53,329
5. INTERIOR, DEPARTMENT OF THE					53,131
TOP FIVE CONTRACTING OFFICES LOCATED IN THIS STATE (000)					
ARMY, INTELLIGENCE CENTER, FORT HUACHUCA					438,041
ARMY, COMMUNICATIONS-ELECTRONICS, FT HUACHUCA					132,030
HHS, PUBLIC HEALTH SERVICE, PHOENIX					92,050
ARMY, MATERIAL COMMAND, YUMA					54,198
USAF, 56 CONS/CC, LUKE AFB					38,970
TYPE OF PRODUCT OR SERVICE	SMALL BUSINESS (000)	LARGE BUSINESS (000)	STATE & LOCAL GOV'T (000)	NON-PROFIT & OTHER (000)	TOTAL (000)
CONSTRUCTION	98,816	70,713	12,415	5	181,949
R & D	53,165	296,126	9,510	5,747	364,548
SERVICES	141,269	1,155,634	39,446	97,987	1,434,336
SUPPLIES & EQUIPMENT	72,942	1,785,463	646	746,522	2,605,573
TOTAL	366,192	3,307,936	62,017	850,261	4,586,406
TOP CONTRACTORS PERFORMING IN THIS STATE					
CIVILIAN AGENCIES CONTRACTORS	DOLLARS (000)	DEPARTMENT OF DEFENSE CONTRACTORS		DOLLARS (000)	
1. CHARTER BEHAVIORAL HEALTH SYS	38,500	1. RAYTHEON COMPANY INC	1,598,580		
2. ORBITAL SCIENCES CORPORATION	29,446	2. BOEING COMPANY THE INC	875,228		
3. ALLIEDSIGNAL INC	25,606	3. ALLIEDSIGNAL INC	448,933		
4. PRECISION WEATHER INC	17,028	4. TRIWEST HEALTHCARE ALLIANCE CO	413,509		
5. GILA RIVER INDIAN COMMUNITY	16,077	5. MOTOROLA INC	205,123		
6. FLINT RESOURCES COMPANY INC	13,584	6. COMPUTER SCIENCES CORPORATION	47,777		
7. MCKESSON CORP (MARYLAND)	13,339	7. ORBITAL SCIENCES CORPORATION	34,026		
8. NAVAJO ENTERPRISES CORPORATION	12,340	8. SPECTRUM ASTRO INC	32,896		
9. RES-CARE INC	10,195	9. SCIENCE APPLICATIONS INTL CORP	29,800		
10. APPLIED TECHNOLOGY ASSOCIATES	9,877	10. INTEROP JOINT VENTURE	27,162		

FEDERAL PROCUREMENT DATA SYSTEM
 FEDERAL PROCUREMENT DOLLARS BY STATE
 Fiscal Year 1999 Through Fourth Quarter

ARKANSAS

Population 2,522,819

Total Procurement By Place of Performance 355,284

Per Capita Procurement 141

Rank Per Capita 50

Last Year 50

TOP FIVE COUNTIES					
NAME OF COUNTIES	CIVILIAN AGENCIES		DEPT OF DEFENSE		TOTAL (000)
	SMALL DIS-ADVANTAGED (000)	OTHER (000)	SMALL DIS-ADVANTAGED (000)	OTHER (000)	
1. PULASKI	-1,405	19,156	5,485	43,208	66,444
2. JEFFERSON	6,999	9,200	8,008	35,522	59,729
3. DESHA	0	0	3,023	27,739	30,762
4. BENTON	0	12,722	100	12,518	25,340
5. OUACHITA	0	85	1,049	22,855	23,989
TOP FIVE AGENCIES WITH PLACE OF PERFORMANCE IN THIS STATE (000)					
1. DEFENSE, DEPARTMENT OF					246,743
2. AGRICULTURE, DEPARTMENT OF					37,090
3. HEALTH AND HUMAN SERVICES, DEPARTMENT OF					18,051
4. JUSTICE, DEPARTMENT OF					10,785
5. VETERANS AFFAIRS, DEPARTMENT OF					10,224
TOP FIVE CONTRACTING OFFICES LOCATED IN THIS STATE (000)					
ARMY, ENGINEER DISTRICT (CIVIL), LITTLE ROCK					60,199
USAF, 314 CONS/CC, LITTLE ROCK AFB					27,214
ARMY, ENGINEER DISTRICT, LITTLE ROCK					20,887
ARMY, PINE BLUFF ARSENAL					11,846
GSA, PUBLIC BUILDINGS SERVICE, LITTLE ROCK					7,069
TYPE OF PRODUCT OR SERVICE	SMALL BUSINESS (000)	LARGE BUSINESS (000)	STATE & LOCAL GOV'T (000)	NON-PROFIT & OTHER (000)	TOTAL (000)
CONSTRUCTION	67,078	53,222	3	0	120,303
R & D	519	3,746	0	50	4,315
SERVICES	30,710	54,129	1,413	6,959	93,211
SUPPLIES & EQUIPMENT	38,400	93,638	86	5,331	137,455
TOTAL	136,707	204,735	1,502	12,340	355,284
TOP CONTRACTORS PERFORMING IN THIS STATE					
CIVILIAN AGENCIES CONTRACTORS	DOLLARS (000)	DEPARTMENT OF DEFENSE CONTRACTORS		DOLLARS (000)	
1. TYSON FOODS INC	12,159	1. JONES J A/ATKINSON CONSTRUCTION		27,485	
2. RICELAND FOODS INC	7,838	2. SEQUA CORPORATION		13,189	
3. CONAGRA INC	6,169	3. MUNRO & COMPANY INC		12,106	
4. BEVERLY ENTERPRISES INC	5,468	4. RAYTHEON COMPANY INC		10,622	
5. ANDERSEN ARTHUR LLP	5,227	5. BEI TECHNOLOGIES INC		10,548	
6. DEL-JEN INC	5,165	6. TYSON FOODS INC		9,985	
7. WHITE CHARLES N CONSTRUCTION	3,929	7. VOITH HOLDINGS INC		7,905	
8. AMERICAN MANAGEMENT SYSTEMS INC	3,838	8. IT GROUP INC THE		7,674	
9. ENTERGY CORPORATION	3,648	9. DAIMLER-BENZ NORTH AMER CORP		7,049	
10. NVT TECHNOLOGIES INC	2,658	10. SPARKS ROSS BUILDERS INC		6,463	

FEDERAL PROCUREMENT DATA SYSTEM
 FEDERAL PROCUREMENT DOLLARS BY STATE
 Fiscal Year 1999 Through Fourth Quarter

CALIFORNIA

Population 32,268,301

Total Procurement By Place of Performance 24,285,369

Per Capita Procurement 753

Rank Per Capita 15

Last Year 17

TOP FIVE COUNTIES					
NAME OF COUNTIES	CIVILIAN AGENCIES		DEPT OF DEFENSE		TOTAL (000)
	SMALL DIS-ADVANTAGED (000)	OTHER (000)	SMALL DIS-ADVANTAGED (000)	OTHER (000)	
1. LOS ANGELES	42,395	2,275,037	119,799	7,208,958	9,646,189
2. SANTA CLARA	34,531	671,668	14,309	2,756,220	3,476,728
3. SAN DIEGO	33,571	534,799	176,732	2,207,174	2,952,276
4. ALAMEDA	14,246	1,825,671	9,605	183,102	2,032,624
5. ORANGE	9,725	421,743	26,967	1,121,112	1,579,547
TOP FIVE AGENCIES WITH PLACE OF PERFORMANCE IN THIS STATE (000)					
1. DEFENSE, DEPARTMENT OF					17,326,026
2. NATIONAL AERONAUTICS AND SPACE ADMINISTRATION					2,780,938
3. ENERGY, DEPARTMENT OF					2,002,138
4. HEALTH AND HUMAN SERVICES, DEPARTMENT OF					421,814
5. GENERAL SERVICES ADMINISTRATION					383,149
TOP FIVE CONTRACTING OFFICES LOCATED IN THIS STATE (000)					
ENERGY,SAN FRANCISCO OPERATIONS OFC, OAKLAND					2,018,449
NASA, JET PROPULSION LAB, PASADENA					1,310,526
USAF, SMC/PKV2, LOS ANGELES					1,164,582
USAF, SMC/PKZ, LOS ANGELES					610,690
NAVY, FACILITIES ENGINEERING CMD, SAN DIEGO					582,653
TYPE OF PRODUCT OR SERVICE	SMALL BUSINESS (000)	LARGE BUSINESS (000)	STATE & LOCAL GOV'T (000)	NON-PROFIT & OTHER (000)	TOTAL (000)
CONSTRUCTION	651,053	818,654	75	2,192	1,471,974
R & D	540,428	3,032,352	443,146	604,590	4,620,516
SERVICES	1,237,175	4,958,069	1,577,118	1,749,075	9,521,437
SUPPLIES & EQUIPMENT	1,016,071	7,266,511	2,660	386,200	8,671,442
TOTAL	3,444,727	16,075,586	2,022,999	2,742,057	24,285,369
TOP CONTRACTORS PERFORMING IN THIS STATE					
CIVILIAN AGENCIES CONTRACTORS	DOLLARS (000)	DEPARTMENT OF DEFENSE CONTRACTORS		DOLLARS (000)	
1. UNIVERSITY OF CALIFORNIA	1,775,367	1. BOEING COMPANY THE INC		3,707,878	
2. CALIFORNIA INSTITUTE OF TECHNOL	1,311,420	2. LOCKHEED MARTIN CORPORATION		2,610,075	
3. BOEING COMPANY THE INC	499,030	3. RAYTHEON COMPANY INC		999,505	
4. STANFORD LELAND JUNIOR UNIV	248,481	4. TRW INC		927,570	
5. SCIENCE APPLICATIONS INTL CORP	240,566	5. NORTHROP GRUMMAN CORP		661,322	
6. TRW INC	175,143	6. FOUNDATION HEALTH SYSTEMS INC		580,183	
7. RAYTHEON COMPANY INC	121,064	7. AEROSPACE CORPORATION THE		365,400	
8. LOCKHEED MARTIN CORPORATION	91,966	8. SCIENCE APPLICATIONS INTL CORP		365,400	
9. GENERAL ATOMIC TECHNOLOGIES CO	57,937	9. LITTON INDUSTRIES INC		283,433	
10. CONSOLIDATED TRIBAL HEALTH PROG	46,928	10. UNITED STATES MARINE REPAIR INC		122,228	

FEDERAL PROCUREMENT DATA SYSTEM
 FEDERAL PROCUREMENT DOLLARS BY STATE
 Fiscal Year 1999 Through Fourth Quarter

COLORADO

Population 3,892,644

Total Procurement By Place of Performance 4,212,806

Per Capita Procurement 1,082

Rank Per Capita 6

Last Year 8

TOP FIVE COUNTIES					
NAME OF COUNTIES	CIVILIAN AGENCIES		DEPT OF DEFENSE		TOTAL (000)
	SMALL DIS-ADVANTAGED (000)	OTHER (000)	SMALL DIS-ADVANTAGED (000)	OTHER (000)	
1. DENVER	26,698	177,944	136	910,337	1,115,115
2. JEFFERSON	23,713	924,736	1,267	11,324	961,040
3. EL PASO	41,868	27,548	128,077	743,608	941,101
4. ARAPAHOE	8,215	137,107	5,608	421,768	572,698
5. BOULDER	8,861	236,408	1,465	68,397	315,131
TOP FIVE AGENCIES WITH PLACE OF PERFORMANCE IN THIS STATE (000)					
1. DEFENSE, DEPARTMENT OF					2,439,048
2. ENERGY, DEPARTMENT OF					993,958
3. NATIONAL AERONAUTICS AND SPACE ADMINISTRATION					178,725
4. AGRICULTURE, DEPARTMENT OF					157,976
5. GENERAL SERVICES ADMINISTRATION					114,614
TOP FIVE CONTRACTING OFFICES LOCATED IN THIS STATE (000)					
DOD, CIVILIAN HLTH & MED PGM UNIFORM SVCS, AURORA					2,688,813
ENERGY, ROCKY FLATS OFFICE, GOLDEN					657,190
ENERGY, GOLDEN FIELD BLVD, GOLDEN					188,289
USAF, 21ST CONS/LGC, PETERSON AFB					186,198
USAF, 50TH CONS/LSS/LXTC, FALCON AFB					131,737
TYPE OF PRODUCT OR SERVICE	SMALL BUSINESS (000)	LARGE BUSINESS (000)	STATE & LOCAL GOV'T (000)	NON-PROFIT & OTHER (000)	TOTAL (000)
CONSTRUCTION	135,922	71,691	54	1,807	209,474
R & D	76,367	1,297,824	53,507	-100,715	1,326,983
SERVICES	411,544	1,443,555	7,111	323,125	2,185,335
SUPPLIES & EQUIPMENT	94,170	395,619	184	1,041	491,014
TOTAL	718,003	3,208,689	60,856	225,258	4,212,806
TOP CONTRACTORS PERFORMING IN THIS STATE					
CIVILIAN AGENCIES CONTRACTORS	DOLLARS (000)	DEPARTMENT OF DEFENSE CONTRACTORS	DOLLARS (000)		
1. KAISER HILL CO LLC	643,872	1. LOCKHEED MARTIN CORPORATION	1,277,050		
2. MIDWEST RESEARCH INSTITUTE INC	185,008	2. TRW INC	134,253		
3. INT BUSINESS MACHINE CORP	114,350	3. BERKSHIRE HATHAWAY INC	110,108		
4. LOCKHEED MARTIN CORPORATION	74,292	4. ITT INDUSTRIES INC	69,421		
5. BALL CORPORATION	62,604	5. BALL CORPORATION	37,291		
6. UNIVERSITY OF COLORADO	52,962	6. LANDMARK CONSTRUCTION CORP	32,624		
7. MACTEC INC	52,850	7. HENSEL PHELPS CONSTRUCTION CO	32,101		
8. MOUNTAIN COAL CO	43,391	8. STANFORD TELECOMMUNICATIONS	31,872		
9. SYSTEM TECHNOLOGY ASSOCIATES	33,946	9. FOSTER WHEELER CORPORATION	30,139		
10. FIRST PRESTON MANAGEMENT INC	32,819	10. RAYTHEON COMPANY INC	23,260		

FEDERAL PROCUREMENT DATA SYSTEM
 FEDERAL PROCUREMENT DOLLARS BY STATE
 Fiscal Year 1999 Through Fourth Quarter

CONNECTICUT

Population 3,269,858

Total Procurement By Place of Performance 3,445,591

Per Capita Procurement 1,054

Rank Per Capita 7

Last Year 7

TOP FIVE COUNTIES					
NAME OF COUNTIES	CIVILIAN AGENCIES		DEPT OF DEFENSE		TOTAL (000)
	SMALL DIS-ADVANTAGED (000)	OTHER (000)	SMALL DIS-ADVANTAGED (000)	OTHER (000)	
1. NEW LONDON	1,042	25,097	8,418	1,932,908	1,967,465
2. FAIRFIELD	662	98,801	498	764,088	864,049
3. HARTFORD	1,373	129,476	970	320,435	452,254
4. NEW HAVEN	0	47,763	3,005	48,160	98,928
5. LITCHFIELD	0	4,528	234	19,095	23,857
TOP FIVE AGENCIES WITH PLACE OF PERFORMANCE IN THIS STATE (000)					
1. DEFENSE, DEPARTMENT OF					3,123,713
2. NATIONAL AERONAUTICS AND SPACE ADMINISTRATION					111,196
3. TRANSPORTATION, DEPARTMENT OF					39,443
4. VETERANS AFFAIRS, DEPARTMENT OF					36,129
5. EDUCATION, DEPARTMENT OF					23,095
TOP FIVE CONTRACTING OFFICES LOCATED IN THIS STATE (000)					
NAVY, SHIPBUILDING CONVERSION, GROTON					130,505
TRANSPORTATION, COAST GUARD, NEW LONDON					13,128
VA MEDICAL CENTER, WEST HAVEN					12,725
ARMY, USPFO FOR CONNECTICUT, HARTFORD					4,610
JUSTICE, FEDERAL PRISON SYSTEM, DANBURY					1,912
TYPE OF PRODUCT OR SERVICE	SMALL BUSINESS (000)	LARGE BUSINESS (000)	STATE & LOCAL GOV'T (000)	NON-PROFIT & OTHER (000)	TOTAL (000)
CONSTRUCTION	21,491	28,018	0	0	49,509
R & D	32,846	264,164	1,790	3,212	302,012
SERVICES	47,838	304,249	4,059	13,209	369,355
SUPPLIES & EQUIPMENT	180,352	2,509,723	3,997	30,643	2,724,715
TOTAL	282,527	3,106,154	9,846	47,064	3,445,591
TOP CONTRACTORS PERFORMING IN THIS STATE					
CIVILIAN AGENCIES CONTRACTORS	DOLLARS (000)	DEPARTMENT OF DEFENSE CONTRACTORS		DOLLARS (000)	
1. UNITED TECHNOLOGIES CORPORATION	110,707	1. GENERAL DYNAMICS CORPORATION		1,814,440	
2. COMPUTER SCIENCES CORPORATION	22,983	2. UNITED TECHNOLOGIES CORP		754,450	
3. LOUIS DREYFUS ET CIE (SA)	15,560	3. CTS CORPORATION		31,265	
4. DELOITTE & TOUCHE LLP	10,750	4. ANALYSIS & TECHNOLOGY INC		29,148	
5. GERALD METALS INC	8,915	5. NEW COLT HOLDING CORP		26,515	
6. KONINKLIJKE PHILIPS ELECTRONIC	8,350	6. RAYTHEON COMPANY INC		26,319	
7. CENDANT CORPORATION	7,249	7. GUNVER MANUFACTURING COMPANY		21,632	
8. PHILIPS ELECTRONICS NV	7,071	8. ENSIGN-BICKFORD INDUSTRIES INC		17,845	
9. UNISYS CORPORATION	6,313	9. DRUCK HOLDINGS PLC		15,088	
10. MORMAC MARINE GROUP INC	6,232	10. ELECTRO-METHODS INC		13,324	

FEDERAL PROCUREMENT DATA SYSTEM
 FEDERAL PROCUREMENT DOLLARS BY STATE
 Fiscal Year 1999 Through Fourth Quarter

DELAWARE

Population 731,581

Total Procurement By Place of Performance 184,032

Per Capita Procurement 252

Rank Per Capita 44

Last Year 43

TOP FIVE COUNTIES					
NAME OF COUNTIES	CIVILIAN AGENCIES		DEPT OF DEFENSE		TOTAL (000)
	SMALL DIS-ADVANTAGED (000)	OTHER (000)	SMALL DIS-ADVANTAGED (000)	OTHER (000)	
1. NEW CASTLE	326	90,312	1,339	24,530	116,507
2. KENT	0	774	14,231	50,098	65,103
3. SUSSEX	97	1,496	64	765	2,422
TOP FIVE AGENCIES WITH PLACE OF PERFORMANCE IN THIS STATE (000)					
1. DEFENSE, DEPARTMENT OF					91,027
2. TENNESSEE VALLEY AUTHORITY					72,177
3. GENERAL SERVICES ADMINISTRATION					5,292
4. ENVIRONMENTAL PROTECTION AGENCY					4,034
5. VETERANS AFFAIRS, DEPARTMENT OF					2,540
TOP FIVE CONTRACTING OFFICES LOCATED IN THIS STATE (000)					
USAF, 436 CONS/LGC, DOVER AFB					37,058
VA MEDICAL/RO, WILMINGTON					3,942
ARMY, USPFO FOR DELAWARE, NEW CASTLE					625
AGRICULTURE, FARMERS HOME ADMINISTRATION, DOVER					333
TYPE OF PRODUCT OR SERVICE	SMALL BUSINESS (000)	LARGE BUSINESS (000)	STATE & LOCAL GOV'T (000)	NON-PROFIT & OTHER (000)	TOTAL (000)
CONSTRUCTION	23,343	5,521	0	0	28,864
R & D	1,589	2,704	0	2,540	6,833
SERVICES	13,155	87,389	497	12,034	113,075
SUPPLIES & EQUIPMENT	5,918	28,697	35	610	35,260
TOTAL	44,005	124,311	532	15,184	184,032
TOP CONTRACTORS PERFORMING IN THIS STATE					
CIVILIAN AGENCIES CONTRACTORS	DOLLARS (000)	DEPARTMENT OF DEFENSE CONTRACTORS		DOLLARS (000)	
1. NUCLEAR ELECTRIC INSURANCE LTD	72,000	1. I L C INDUSTRIES INC		11,009	
2. TETRA TECH INC	2,356	2. CAESAR RODNEY SCHOOL DISTRICT		7,939	
3. HEWLETT-PACKARD COMPANY INC	1,811	3. DAY CONSTRUCTION CORPORATION		5,711	
4. GUARDIAN ENVIRONMENTAL SERVICE	1,321	4. CHEMRING GROUP PLC		5,680	
5. JUNIPER CONSTRUCTION CO INC	979	5. DU PONT E I DE NEMOURS AND CO		4,362	
6. PROSSER-CLASING LLC	975	6. ROBERTS CONST CO		4,077	
7. DU PONT E I DE NEMOURS AND CO	947	7. GEORGE & LYNCH INC		3,663	
8. GORE W L & ASSOCIATES INC	887	8. LOCKHEED MARTIN CORPORATION		3,200	
9. BRANDYWINE NURSING & REHABILIT	841	9. HEWLETT-PACKARD COMPANY INC		2,641	
10. BRUKER INSTRUMENTS INC	775	10. DAMES & MOORE GROUP		2,549	

FEDERAL PROCUREMENT DATA SYSTEM
 FEDERAL PROCUREMENT DOLLARS BY STATE
 Fiscal Year 1999 Through Fourth Quarter

DISTRICT OF COLUMBIA

Population 528,964

Total Procurement By Place of Performance 6,241,179

Per Capita Procurement 11,799

Rank Per Capita 1

Last Year 1

TOP FIVE COUNTIES					
NAME OF COUNTIES	CIVILIAN AGENCIES		DEPT OF DEFENSE		TOTAL (000)
	SMALL DIS-ADVANTAGED (000)	OTHER (000)	SMALL DIS-ADVANTAGED (000)	OTHER (000)	
1. DISTRICT OF COL	841,082	4,103,883	134,282	1,161,932	6,241,179
TOP FIVE AGENCIES WITH PLACE OF PERFORMANCE IN THIS STATE (000)					
1. DEFENSE, DEPARTMENT OF					1,296,214
2. GENERAL SERVICES ADMINISTRATION					930,343
3. TREASURY, DEPARTMENT OF THE					804,436
4. JUSTICE, DEPARTMENT OF					618,359
5. AGENCY FOR INTERNATIONAL DEVELOPMENT					378,347
TOP FIVE CONTRACTING OFFICES LOCATED IN THIS STATE (000)					
NAVY, SEA SYSTEMS COMMAND (BZ002)					3,709,771
NAVY, SEA SYSTEMS COMMAND (BZ005)					2,361,412
NAVY, SEA SYSTEMS COMMAND (BZ004)					1,737,944
ARMY, DEFENSE SUPPLY SERVICE					1,689,443
TREASURY, INTERNAL REVENUE SERVICE, ACQUIS DIV					1,137,877
TYPE OF PRODUCT OR SERVICE	SMALL BUSINESS (000)	LARGE BUSINESS (000)	STATE & LOCAL GOV'T (000)	NON-PROFIT & OTHER (000)	TOTAL (000)
CONSTRUCTION	160,765	237,241	0	2,188	400,194
R & D	77,923	117,792	0	105,714	301,429
SERVICES	1,346,168	2,717,952	37,068	225,840	4,327,028
SUPPLIES & EQUIPMENT	307,034	848,460	821	56,213	1,212,528
TOTAL	1,891,890	3,921,445	37,889	389,955	6,241,179
TOP CONTRACTORS PERFORMING IN THIS STATE					
CIVILIAN AGENCIES CONTRACTORS	DOLLARS (000)	DEPARTMENT OF DEFENSE CONTRACTORS	DOLLARS (000)		
1. SCIENCE APPLICATIONS INTL CORP	178,091	1. VIRON CORP	214,155		
2. LOCKHEED MARTIN CORPORATION	169,692	2. AT&T CORPORATION	79,087		
3. INT BUSINESS MACHINE CORP	118,933	3. ANDERSEN CONSULTING	45,007		
4. UNISYS CORPORATION	112,727	4. KPMG PEAT MARWICK LLP	41,941		
5. TECHNOLOGY APPLICATIONS INC	86,494	5. ALLIEDSIGNAL INC	23,971		
6. KPMG PEAT MARWICK LLP	77,563	6. GTE CORPORATION	23,022		
7. ELECTRONIC DATA SYSTEMS CORP	70,340	7. ELECTRONIC DATA SYSTEMS CORP	20,286		
8. RAYTHEON COMPANY INC	60,282	8. AMER SOCIETY FOR ENGINEERING	19,355		
9. A M E C PLC	60,231	9. S F A INC	17,297		
10. AT&T CORPORATION	53,814	10. IT GROUP INC THE	16,568		

FEDERAL PROCUREMENT DATA SYSTEM
 FEDERAL PROCUREMENT DOLLARS BY STATE
 Fiscal Year 1999 Through Fourth Quarter

FLORIDA

Population 14,653,945

Total Procurement By Place of Performance 7,935,824

Per Capita Procurement 542

Rank Per Capita 23

Last Year 27

TOP FIVE COUNTIES					
NAME OF COUNTIES	CIVILIAN AGENCIES		DEPT OF DEFENSE		TOTAL (000)
	SMALL DIS-ADVANTAGED (000)	OTHER (000)	SMALL DIS-ADVANTAGED (000)	OTHER (000)	
1. ORANGE	1,404	62,487	73,095	1,580,820	1,717,806
2. BREVARD	44,991	455,902	45,224	1,055,147	1,601,264
3. PALM BEACH	1,150	64,176	775	1,500,463	1,566,564
4. PINELLAS	2,790	54,443	5,502	536,646	599,381
5. DUVAL	1,111	111,164	22,837	448,827	583,939
TOP FIVE AGENCIES WITH PLACE OF PERFORMANCE IN THIS STATE (000)					
1. DEFENSE, DEPARTMENT OF					6,741,633
2. NATIONAL AERONAUTICS AND SPACE ADMINISTRATION					550,215
3. GENERAL SERVICES ADMINISTRATION					193,295
4. VETERANS AFFAIRS, DEPARTMENT OF					110,830
5. JUSTICE, DEPARTMENT OF					66,247
TOP FIVE CONTRACTING OFFICES LOCATED IN THIS STATE (000)					
NASA, KENNEDY SPACECENTER					866,001
NAVY, AIR WARFARE TRAINING CENTER, ORLANDO NTC					580,621
USAF, 45TH CONS/LGC, PATRICK AFB					337,565
ARMY, ENGINEER DISTRICT (CIVIL), JACKSONVILLE					242,858
DOD, SPECIAL OPERATIONS CMD, MACDILL AFB					233,032
TYPE OF PRODUCT OR SERVICE	SMALL BUSINESS (000)	LARGE BUSINESS (000)	STATE & LOCAL GOV'T (000)	NON-PROFIT & OTHER (000)	TOTAL (000)
CONSTRUCTION	251,128	398,739	0	456	650,323
R & D	216,197	1,461,743	5,152	14,527	1,697,619
SERVICES	594,426	1,737,330	23,505	59,882	2,415,143
SUPPLIES & EQUIPMENT	393,311	2,356,837	456	422,135	3,172,739
TOTAL	1,455,062	5,954,649	29,113	497,000	7,935,824
TOP CONTRACTORS PERFORMING IN THIS STATE					
CIVILIAN AGENCIES CONTRACTORS	DOLLARS (000)	DEPARTMENT OF DEFENSE CONTRACTORS		DOLLARS (000)	
1. SPACE GATEWAY SUPPORT	220,993	1. UNITED TECHNOLOGIES CORP	1,369,324		
2. BOEING COMPANY THE INC	119,238	2. LOCKHEED MARTIN CORPORATION	825,277		
3. SKANSKA AB	77,550	3. NORTHROP GRUMMAN CORP	601,750		
4. UNITED TECHNOLOGIES CORPORATION	61,063	4. LONGBOW LIMITED LIABILITY CORP	426,406		
5. BLUE CROSS/BLUE SHIELD	36,961	5. RAYTHEON COMPANY INC	245,574		
6. SEIMANS AG	35,720	6. PGSUS LLC	171,579		
7. SPACEHAB INCORPORATED	31,720	7. HARRIS CORPORATION	154,022		
8. DYNACS ENGINEERING CO INC	30,461	8. PRIMEX TECHNOLOGIES INC	110,676		
9. ELECTRONIC DATA SYSTEMS CORP	29,577	9. COMPUTER SCIENCE RAYTHEON	100,934		
10. IMPREGILO SPA	21,200	10. CROWLEY MARITIME CORPORATION	77,822		

FEDERAL PROCUREMENT DATA SYSTEM
 FEDERAL PROCUREMENT DOLLARS BY STATE
 Fiscal Year 1999 Through Fourth Quarter

GEORGIA

Population 7,486,242

Total Procurement By Place of Performance 3,791,991

Per Capita Procurement 507

Rank Per Capita 25

Last Year 21

TOP FIVE COUNTIES					
NAME OF COUNTIES	CIVILIAN AGENCIES		DEPT OF DEFENSE		TOTAL (000)
	SMALL DIS-ADVANTAGED (000)	OTHER (000)	SMALL DIS-ADVANTAGED (000)	OTHER (000)	
1. COBB	386	34,266	2,884	2,671,937	2,709,473
2. FULTON	32,344	413,999	29,497	325,582	801,422
3. HOUSTON	0	3,729	17,741	182,389	203,859
4. CHATHAM	130	9,627	2,033	186,092	197,882
5. CHATTAHOOCHEE	0	210	11,183	103,408	114,801
TOP FIVE AGENCIES WITH PLACE OF PERFORMANCE IN THIS STATE (000)					
1. DEFENSE, DEPARTMENT OF					4,071,318
2. HEALTH AND HUMAN SERVICES, DEPARTMENT OF					152,896
3. GENERAL SERVICES ADMINISTRATION					144,819
4. HOUSING AND URBAN DEVELOPMENT, DEPARTMENT OF					92,811
5. VETERANS AFFAIRS, DEPARTMENT OF					55,254
TOP FIVE CONTRACTING OFFICES LOCATED IN THIS STATE (000)					
USAF, WR-ALC/LRK, ROBINS AFB					619,990
HHS, CENTERS FOR DISEASE CONTROL, ATLANTA					537,066
USAF, ALC/LFK, ROBINS AFB					421,713
ARMY, ENGINEER DISTRICT, SAVANNAH					309,366
USAF, ALC/LKK, ROBINS AFB					250,919
TYPE OF PRODUCT OR SERVICE	SMALL BUSINESS (000)	LARGE BUSINESS (000)	STATE & LOCAL GOV'T (000)	NON-PROFIT & OTHER (000)	TOTAL (000)
CONSTRUCTION	188,782	152,992	69	122	341,965
R & D	13,319	1,363,923	1,128	34,327	1,412,697
SERVICES	302,846	-237,628	35,207	94,544	194,969
SUPPLIES & EQUIPMENT	131,709	1,643,286	389	66,976	1,842,360
TOTAL	636,656	2,922,573	36,793	195,969	3,791,991
TOP CONTRACTORS PERFORMING IN THIS STATE					
CIVILIAN AGENCIES CONTRACTORS	DOLLARS (000)	DEPARTMENT OF DEFENSE CONTRACTORS		DOLLARS (000)	
1. TRW INC	73,574	1. LOCKHEED MARTIN CORPORATION		2,643,042	
2. ARCO MANAGEMENT OF WASHINGTON	41,789	2. FORSTMANN LITTLE & CO		132,137	
3. INTOWN MANAGEMENT GROUP LLC	29,354	3. W P P GROUP PLC		112,493	
4. ATLANTA CITY OF	27,465	4. PHILIPP HOLZMANN AKTIENGESELLS		53,554	
5. SKANSKA AB	23,550	5. SOUTHERN COMPANY INC THE		43,560	
6. MANAGEMENT AND TRAINING CORP	17,866	6. GEORGIA TECH RESEARCH CORP		38,885	
7. FOUR SEASONS ENVIRONMENTAL INC	14,603	7. CARLYLE GROUP THE		37,790	
8. N A C INTERNATIONAL INC	13,154	8. THEODOR WILLE INTERTRADE GMBH		31,602	
9. OMNICOM GROUP INC	12,639	9. BOEING COMPANY THE INC		29,851	
10. PROSPECT ASSOCIATES LTD INC	11,690	10. SCIENTIFIC RESEARCH CORP		29,060	

FEDERAL PROCUREMENT DATA SYSTEM
 FEDERAL PROCUREMENT DOLLARS BY STATE
 Fiscal Year 1999 Through Fourth Quarter

HAWAII

Population 1,186,602

Total Procurement By Place of Performance 1,080,877

Per Capita Procurement 911

Rank Per Capita 10

Last Year 11

TOP FIVE COUNTIES					
NAME OF COUNTIES	CIVILIAN AGENCIES		DEPT OF DEFENSE		TOTAL (000)
	SMALL DIS-ADVANTAGED (000)	OTHER (000)	SMALL DIS-ADVANTAGED (000)	OTHER (000)	
1. HONOLULU	15,937	63,117	233,135	675,548	987,737
2. MAUI	1,578	15,080	833	23,917	41,408
3. KAUAI	80	6,264	1,256	32,810	40,410
4. HAWAII	229	2,830	2,650	5,613	11,322
TOP FIVE AGENCIES WITH PLACE OF PERFORMANCE IN THIS STATE (000)					
1. DEFENSE, DEPARTMENT OF					975,762
2. TRANSPORTATION, DEPARTMENT OF					27,211
3. GENERAL SERVICES ADMINISTRATION					25,103
4. AGRICULTURE, DEPARTMENT OF					12,082
5. LABOR, DEPARTMENT OF					9,863
TOP FIVE CONTRACTING OFFICES LOCATED IN THIS STATE (000)					
NAVY, FACILITIES ENGINEERING CMD, PEARL HARBOR					498,101
ARMY, ENGINEER DISTRICT PACIFIC, FORT SHAFTER					160,800
ARMY, ENGINEER DISTRICT (CIVIL), FORT SHAFTER					95,845
NAVY, FLEET & INDUSTRIAL SUPPLY CTR, PEARL HARBOR					65,659
ARMY, HAWAII GARRISON, FORT SHAFTER					62,636
TYPE OF PRODUCT OR SERVICE	SMALL BUSINESS (000)	LARGE BUSINESS (000)	STATE & LOCAL GOV'T (000)	NON-PROFIT & OTHER (000)	TOTAL (000)
CONSTRUCTION	192,423	318,411	30	0	510,864
R & D	6,959	16,150	2,236	6,372	31,717
SERVICES	135,766	233,791	2,292	23,287	395,136
SUPPLIES & EQUIPMENT	43,573	99,170	68	349	143,160
TOTAL	378,721	667,522	4,626	30,008	1,080,877
TOP CONTRACTORS PERFORMING IN THIS STATE					
CIVILIAN AGENCIES CONTRACTORS	DOLLARS (000)	DEPARTMENT OF DEFENSE CONTRACTORS		DOLLARS (000)	
1. PETER KIEWIT SONS' INC	15,403	1. FLETCHER CHALLENGE LIMITED		59,350	
2. MAUI LAND & PINEAPPLE CO INC	9,864	2. NORDIC CONSTRUCTION LTD INC		52,526	
3. PACIFIC EDUCATIONAL FOUNDATION	9,851	3. ALL STAR/S A B PACIFIC JV		44,878	
4. UNIVERSITY OF HAWAII (INC)	7,624	4. NAN INC		41,328	
5. AZIMUTH TECHNOLOGIES INC	6,320	5. PARSONS-UXB (JOINT VENTURE)		35,760	
6. PACIFIC ENVIRONMENTAL CORP	5,377	6. IT GROUP INC THE		35,596	
7. S M F SYSTEMS CORPORATION	5,056	7. DELL COMPUTER CORPORATION		31,032	
8. QUEST INTELLIGENCE BUREAU LTD	3,752	8. TESORO PETROLEUM CORPORATION		30,470	
9. ITS	3,432	9. HUNT BUILDING CORPORATION		29,783	
10. JARRETT TECHNOLOGY SOLUTIONS	2,525	10. ITT INDUSTRIES INC		29,105	

FEDERAL PROCUREMENT DATA SYSTEM
 FEDERAL PROCUREMENT DOLLARS BY STATE
 Fiscal Year 1999 Through Fourth Quarter

IDAHO

Population 1,210,232

Total Procurement By Place of Performance 820,999

Per Capita Procurement 678

Rank Per Capita 17

Last Year 14

TOP FIVE COUNTIES					
NAME OF COUNTIES	CIVILIAN AGENCIES		DEPT OF DEFENSE		TOTAL (000)
	SMALL DIS-ADVANTAGED (000)	OTHER (000)	SMALL DIS-ADVANTAGED (000)	OTHER (000)	
1. BONNEVILLE	4,574	530,635	338	3,991	539,538
2. ADA	727	35,065	4,200	44,313	84,305
3. CANYON	524	7,264	72	27,071	34,931
4. ELMORE	0	1,651	21,591	11,468	34,710
5. SHOSHONE	543	3,742	490	25,927	30,702
TOP FIVE AGENCIES WITH PLACE OF PERFORMANCE IN THIS STATE (000)					
1. ENERGY, DEPARTMENT OF					541,569
2. DEFENSE, DEPARTMENT OF					154,303
3. AGRICULTURE, DEPARTMENT OF					57,281
4. INTERIOR, DEPARTMENT OF THE					16,657
5. GENERAL SERVICES ADMINISTRATION					14,614
TOP FIVE CONTRACTING OFFICES LOCATED IN THIS STATE (000)					
ENERGY, IDAHO OPERATIONS OFFICE, IDAHO FALLS					550,218
INTERIOR, OFC OF POLICY, BUDGET, & ADMIN, BOISE					41,292
INTERIOR, BUREAU OF RECLAMATION, BOISE					24,884
USAF, 366 CONS/CC, MOUNTAIN HOME AFB					20,991
AGRICULTURE, FORREST SERVICE, BOISE					20,977
TYPE OF PRODUCT OR SERVICE	SMALL BUSINESS (000)	LARGE BUSINESS (000)	STATE & LOCAL GOV'T (000)	NON-PROFIT & OTHER (000)	TOTAL (000)
CONSTRUCTION	49,818	15,936	574	0	66,328
R & D	4,038	7,673	0	0	11,711
SERVICES	45,663	556,950	14,272	5,370	622,255
SUPPLIES & EQUIPMENT	23,452	94,385	47	2,821	120,705
TOTAL	122,971	674,944	14,893	8,191	820,999
TOP CONTRACTORS PERFORMING IN THIS STATE					
CIVILIAN AGENCIES CONTRACTORS	DOLLARS (000)	DEPARTMENT OF DEFENSE CONTRACTORS		DOLLARS (000)	
1. LOCKHEED MARTIN CORPORATION	414,782	1. MICRON TECHNOLOGY INC		61,557	
2. BRITISH NUCLEAR FUELS PLC	95,466	2. RECORD STEEL AND CONSTRUCTION		13,540	
3. BECHTEL GROUP INC	12,788	3. IT GROUP INC THE		10,532	
4. MICRON TECHNOLOGY INC	12,527	4. CRISTOBAL CONSTRUCTION INC		9,375	
5. MOSELEY W H COMPANY INC	8,162	5. MORRISON KNUDSEN CORPORATION		7,366	
6. ENVIRONMENTAL RECLAMATION INC	6,353	6. CENTURY PARTNERS-IDAHO		6,416	
7. CONTINENTAL GRAIN COMPANY INC	6,161	7. TRI STATE HYDRO SEEDING (INC)		5,993	
8. IDACORP INC	5,844	8. MANTECH INTERNATIONAL CORP		3,004	
9. SHOSHONE-BANNOCK TRIBES	5,713	9. SCIENTECH INC		2,966	
10. NEZ PERCE TRIBE	4,221	10. IDACORP INC		2,533	

FEDERAL PROCUREMENT DATA SYSTEM
 FEDERAL PROCUREMENT DOLLARS BY STATE
 Fiscal Year 1999 Through Fourth Quarter

ILLINOIS

Population 11,895,849

Total Procurement By Place of Performance 1,665,774

Per Capita Procurement 140

Rank Per Capita 51

Last Year 37

TOP FIVE COUNTIES					
NAME OF COUNTIES	CIVILIAN AGENCIES		DEPT OF DEFENSE		TOTAL (000)
	SMALL DIS-ADVANTAGED (000)	OTHER (000)	SMALL DIS-ADVANTAGED (000)	OTHER (000)	
1. COOK	30,580	826,442	8,884	461,094	1,327,000
2. DUPAGE	3,790	318,600	2,829	53,993	379,212
3. LAKE	2,711	37,982	15,533	160,886	217,112
4. SAINT CLAIR	179	9,757	22,134	81,827	113,897
5. WILLIAMSON	243	4,452	57	77,677	82,429
TOP FIVE AGENCIES WITH PLACE OF PERFORMANCE IN THIS STATE (000)					
1. DEFENSE, DEPARTMENT OF					1,303,741
2. ENERGY, DEPARTMENT OF					790,517
3. AGRICULTURE, DEPARTMENT OF					136,993
4. VETERANS AFFAIRS, DEPARTMENT OF					91,051
5. GENERAL SERVICES ADMINISTRATION					84,432
TOP FIVE CONTRACTING OFFICES LOCATED IN THIS STATE (000)					
ARMY, INDUSTRIAL OPERATIONS, ROCK ISLAND					1,591,045
ENERGY, CHICAGO OPERATIONS OFFICE, ARGONNE					1,351,988
DOD, INFORMATION SYSTEMS AGENCY, SCOTT AFB					1,098,075
USAF, HQ AMC/DOK, SCOTT AFB					810,812
ARMY, ARMAMENT & CHEMICAL ACQUISITION, ROCK ISLAND					373,186
TYPE OF PRODUCT OR SERVICE	SMALL BUSINESS (000)	LARGE BUSINESS (000)	STATE & LOCAL GOV'T (000)	NON-PROFIT & OTHER (000)	TOTAL (000)
CONSTRUCTION	96,231	142,948	0	2,453	241,632
R & D	18,714	126,141	2,203	57,287	204,345
SERVICES	208,109	296,115	7,610	860,772	1,372,606
SUPPLIES & EQUIPMENT	186,615	-388,678	391	48,863	-152,809
TOTAL	509,669	176,526	10,204	969,375	1,665,774
TOP CONTRACTORS PERFORMING IN THIS STATE					
CIVILIAN AGENCIES CONTRACTORS	DOLLARS (000)	DEPARTMENT OF DEFENSE CONTRACTORS	DOLLARS (000)		
1. UNIVERSITY OF CHICAGO THE INC	509,989	1. NORTHROP GRUMMAN CORP	276,780		
2. UNIVERSITIES RESEARCH ASSOC	296,106	2. PRIMEX TECHNOLOGIES INC	74,875		
3. BUNGE CORPORATION LTD	40,481	3. I I T RESEARCH INSTITUTE INC	54,836		
4. BETHEL GRAIN CO	24,897	4. ATKINSON GUY F COMPANY OF CAL	39,000		
5. TBI BEHEER BV	24,825	5. CATERPILLAR INC	35,790		
6. GOLDEN FEATHER REALTY SERVICES	20,047	6. MONTGOMERY WATSON INC	23,520		
7. NATIONAL OPINION RESEARCH CENTER	16,212	7. UNITED TECHNOLOGIES CORP	21,862		
8. ARCHER DANIELS MIDLAND COMPANY	16,011	8. TDF CORPORATION	19,942		
9. ABT ASSOCIATES INC	14,767	9. GOODWILL INDUSTRIES	19,457		
10. ARCLAR COMPANY INC	14,126	10. QUAKER OATS COMPANY THE INC	17,284		

FEDERAL PROCUREMENT DATA SYSTEM
 FEDERAL PROCUREMENT DOLLARS BY STATE
 Fiscal Year 1999 Through Fourth Quarter

INDIANA

Population 5,864,108

Total Procurement By Place of Performance 1,962,648

Per Capita Procurement 335

Rank Per Capita 38

Last Year 36

TOP FIVE COUNTIES					
NAME OF COUNTIES	CIVILIAN AGENCIES		DEPT OF DEFENSE		TOTAL (000)
	SMALL DIS-ADVANTAGED (000)	OTHER (000)	SMALL DIS-ADVANTAGED (000)	OTHER (000)	
1. MARION	9,403	80,815	6,964	902,438	999,620
2. ST. JOSEPH	32	91,038	4,280	284,961	380,311
3. ALLEN	2	49,946	830	198,129	248,907
4. VANDERBURGH	0	1,293	0	54,146	55,439
5. MARTIN	0	1,449	565	41,217	43,231
TOP FIVE AGENCIES WITH PLACE OF PERFORMANCE IN THIS STATE (000)					
1. DEFENSE, DEPARTMENT OF					1,638,745
2. VETERANS AFFAIRS, DEPARTMENT OF					108,593
3. NATIONAL AERONAUTICS AND SPACE ADMINISTRATION					54,279
4. GENERAL SERVICES ADMINISTRATION					25,187
5. HEALTH AND HUMAN SERVICES, DEPARTMENT OF					20,038
TOP FIVE CONTRACTING OFFICES LOCATED IN THIS STATE (000)					
NAVY, SURFACE WARFARE CENTER, CRANE NAVWSC					296,936
TREASURY, CUSTOM SERVICE, INDIANAPOLIS					82,784
VA MEDICAL CENTER, INDIANAPOLIS					49,636
DOD, FINANCE & ACCOUNTING SERVICE, INDIANAPOLIS					23,916
COMMERCE, BUREAU OF THE CENSUS, JEFFERSONVILLE					18,006
TYPE OF PRODUCT OR SERVICE	SMALL BUSINESS (000)	LARGE BUSINESS (000)	STATE & LOCAL GOV'T (000)	NON-PROFIT & OTHER (000)	TOTAL (000)
CONSTRUCTION	25,296	39,466	0	556	65,318
R & D	8,151	140,319	866	6,424	155,760
SERVICES	40,832	732,740	10,715	12,368	796,655
SUPPLIES & EQUIPMENT	159,279	760,065	659	24,912	944,915
TOTAL	233,558	1,672,590	12,240	44,260	1,962,648
TOP CONTRACTORS PERFORMING IN THIS STATE					
CIVILIAN AGENCIES CONTRACTORS	DOLLARS (000)	DEPARTMENT OF DEFENSE CONTRACTORS	DOLLARS (000)		
1. AMERISOURCE HEALTH CORPORATION	85,353	1. ANTHEM ALLIANCE FOR HEALTH INC	507,974		
2. ITT INDUSTRIES INC	46,710	2. RENCO GROUP THE INC	207,436		
3. MANAGEMENT AND TRAINING CORP	13,882	3. RAYTHEON COMPANY INC	191,082		
4. KIMBALL INTERNATIONAL INC	12,680	4. ROLLS-ROYCE PLC	70,249		
5. HEALTH TECHNOLOGY ACQUISITION	12,114	5. ITT INDUSTRIES INC	67,603		
6. ROLLS-ROYCE PLC	10,993	6. ALLIEDSIGNAL INC	53,348		
7. INDIANA UNIVERSITY INC	10,520	7. OSHKOSH TRUCK CORPORATION	49,226		
8. ANTHEM INSURANCE COMPANIES INC	87,701	8. BLACK BEAUTY RESOURCES INC	45,996		
9. COMMUNICATIONS PRODUCTS INC	8,270	9. GENERAL MOTORS CORPORATION	44,576		
10. HARLAN SPRAGUE DAWLEY INC	5,778	10. PETROLEUM TRADERS CORP	27,492		

FEDERAL PROCUREMENT DATA SYSTEM
 FEDERAL PROCUREMENT DOLLARS BY STATE
 Fiscal Year 1999 Through Fourth Quarter

IOWA

Population 2,852,423

Total Procurement By Place of Performance 737,996

Per Capita Procurement 278

Rank Per Capita 43

Last Year 41

TOP FIVE COUNTIES					
NAME OF COUNTIES	CIVILIAN AGENCIES		DEPT OF DEFENSE		TOTAL (000)
	SMALL DIS-ADVANTAGED (000)	OTHER (000)	SMALL DIS-ADVANTAGED (000)	OTHER (000)	
1. LINN	37	27,929	0	308,185	336,151
2. JOHNSON	222	109,318	0	977	110,517
3. CHICKASAW	0	60,355	0	0	60,355
4. STORY	90	29,676	70	6,539	36,375
5. POLK	914	18,381	2,806	12,766	34,867
TOP FIVE AGENCIES WITH PLACE OF PERFORMANCE IN THIS STATE (000)					
1. DEFENSE, DEPARTMENT OF					413,306
2. AGRICULTURE, DEPARTMENT OF					115,972
3. EDUCATION, DEPARTMENT OF					81,792
4. ENERGY, DEPARTMENT OF					26,239
5. HEALTH AND HUMAN SERVICES, DEPARTMENT OF					23,446
TOP FIVE CONTRACTING OFFICES LOCATED IN THIS STATE (000)					
ARMY, USPFO FOR IOWA, JOHNSTON					14,946
VA MEDICAL CENTER, IOWA CITY					12,324
VA MEDICAL CENTER, DES MOINES					10,046
AGRICULTURE, AGRICULTURAL RESEARCH SERVICE, AMES					1,470
GSA, PUBLIC BUILDINGS SERVICE, DES MOINES					1,068
TYPE OF PRODUCT OR SERVICE	SMALL BUSINESS (000)	LARGE BUSINESS (000)	STATE & LOCAL GOV'T (000)	NON-PROFIT & OTHER (000)	TOTAL (000)
CONSTRUCTION	37,464	15,334	0	0	52,798
R & D	9,328	44,166	9,679	1,469	64,642
SERVICES	13,480	139,384	32,118	4,993	189,975
SUPPLIES & EQUIPMENT	27,480	395,646	87	7,368	430,581
TOTAL	87,752	594,530	41,884	13,830	737,996
TOP CONTRACTORS PERFORMING IN THIS STATE					
CIVILIAN AGENCIES CONTRACTORS	DOLLARS (000)	DEPARTMENT OF DEFENSE CONTRACTORS		DOLLARS (000)	
1. CONAGRA INC	74,872	1. ROCKWELL INTERNATIONAL CORP		294,497	
2. NATIONAL COMPUTER SYSTEMS INC	63,271	2. LITTON INDUSTRIES INC		9,959	
3. IOWA STATE UNIVERSITY	27,333	3. AMERICAN ORDNANCE LLC		8,715	
4. ACT INC	20,936	4. THE GENERAL ELECTRIC CO PLC		8,121	
5. POONGSAN CORPORATION	18,325	5. EDGE TECHNOLOGIES, INC		5,613	
6. UNIVERSITY OF IOWA	12,545	6. ENVIRONMENTAL CHEMICAL CORP		4,909	
7. IBP INC	11,712	7. WA KLINGER INC		4,137	
8. TBI BEHEER BV	10,137	8. MATTESON L W INC		4,034	
9. IOWA FOUNDATION FOR MEDICAL CARE	9,004	9. LESSARD CONTRACTING INC		3,940	
10. CAL WESTERN PACKAGING CORP	8,523	10. RAYTHEON COMPANY INC		3,860	

FEDERAL PROCUREMENT DATA SYSTEM
 FEDERAL PROCUREMENT DOLLARS BY STATE
 Fiscal Year 1999 Through Fourth Quarter

KANSAS

Population 2,594,840

Total Procurement By Place of Performance 1,119,678

Per Capita Procurement 432

Rank Per Capita 30

Last Year 25

TOP FIVE COUNTIES					
NAME OF COUNTIES	CIVILIAN AGENCIES		DEPT OF DEFENSE		TOTAL (000)
	SMALL DIS-ADVANTAGED (000)	OTHER (000)	SMALL DIS-ADVANTAGED (000)	OTHER (000)	
1. SEDGWICK	822	25,284	7,087	623,029	656,222
2. JOHNSON	1,057	86,722	897	24,743	113,419
3. LEAVENWORTH	1,323	9,540	1,976	78,268	91,107
4. RILEY	0	7,915	13,026	65,969	86,910
5. SEWARD	0	0	0	54,704	54,704
TOP FIVE AGENCIES WITH PLACE OF PERFORMANCE IN THIS STATE (000)					
1. DEFENSE, DEPARTMENT OF					937,496
2. AGRICULTURE, DEPARTMENT OF					79,892
3. GENERAL SERVICES ADMINISTRATION					37,415
4. VETERANS AFFAIRS, DEPARTMENT OF					18,722
5. TRANSPORTATION, DEPARTMENT OF					17,457
TOP FIVE CONTRACTING OFFICES LOCATED IN THIS STATE (000)					
ARMY, MISSION CONTRACTING ACTIVITY, FT LEAVENWORTH					46,947
VA CONSOL MAIL OUTPATIENT PHARMACY, LEAVENWORTH					40,393
VA, CONSOLIDATED CONTRACTING, LEAVENWORTH					30,059
ARMY, DIRECTORATE OF CONTRACTING, FORT RILEY					26,550
USAF, 22 CONS/LGC, MCCONNELL AFB					18,107
TYPE OF PRODUCT OR SERVICE	SMALL BUSINESS (000)	LARGE BUSINESS (000)	STATE & LOCAL GOV'T (000)	NON-PROFIT & OTHER (000)	TOTAL (000)
CONSTRUCTION	46,436	81,480	0	0	127,916
R & D	2,158	2,548	837	5,641	11,184
SERVICES	56,961	171,597	4,058	150,749	383,365
SUPPLIES & EQUIPMENT	47,883	502,108	81	47,141	597,213
TOTAL	153,438	757,733	4,976	203,531	1,119,678
TOP CONTRACTORS PERFORMING IN THIS STATE					
CIVILIAN AGENCIES CONTRACTORS	DOLLARS (000)	DEPARTMENT OF DEFENSE CONTRACTORS	DOLLARS (000)		
1. ARCHER DANIELS MIDLAND COMPANY	48,498	1. BOEING COMPANY THE INC	405,851		
2. CARGILL INCORPORATED	16,430	2. RAYTHEON COMPANY INC	170,229		
3. NATIONAL INDUSTRIES FOR THE BLIND	8,219	3. FARMLAND NATIONAL BEEF PACKING	54,650		
4. MIDWEST AIR TRAFFIC CONTROL SE	6,160	4. TEXTRON INC	32,291		
5. MANAGEMENT AND TRAINING CORP	5,738	5. HENSEL PHELPS CONSTRUCTION CO	28,456		
6. BLACK & VEATCH LLP	4,431	6. NORTHROP GRUMMAN CORP	21,474		
7. SPENCER REED GROUP INC	4,386	7. MITCHELL CONSTRUCTION COMPANY	18,050		
8. GENERAL ELECTRIC COMPANY INC	4,154	8. LAW COMPANY INC THE	14,962		
9. BARTLETT AND COMPANY (INC)	3,052	9. CUBIC CORPORATION	10,650		
10. AMINO BROTHERS CO INC	3,024	10. GLOBAL GROUND SUPPORT LLC	10,088		

FEDERAL PROCUREMENT DATA SYSTEM
 FEDERAL PROCUREMENT DOLLARS BY STATE
 Fiscal Year 1999 Through Fourth Quarter

KENTUCKY

Population 3,908,124

Total Procurement By Place of Performance 1,345,677

Per Capita Procurement 344

Rank Per Capita 36

Last Year 9

TOP FIVE COUNTIES					
NAME OF COUNTIES	CIVILIAN AGENCIES		DEPT OF DEFENSE		TOTAL (000)
	SMALL DIS-ADVANTAGED (000)	OTHER (000)	SMALL DIS-ADVANTAGED (000)	OTHER (000)	
1. JEFFERSON	5,045	29,011	2,995	722,386	759,437
2. MCCracken	3,156	308,234	0	19,694	331,084
3. BELL	0	316,704	487	5,000	322,191
4. FAYETTE	1,526	53,847	5,159	105,843	166,375
5. CHRISTIAN	0	4,971	11,579	131,089	147,639
TOP FIVE AGENCIES WITH PLACE OF PERFORMANCE IN THIS STATE (000)					
1. DEFENSE, DEPARTMENT OF					1,333,437
2. VETERANS AFFAIRS, DEPARTMENT OF					170,751
3. JUSTICE, DEPARTMENT OF					155,522
4. ENERGY, DEPARTMENT OF					127,095
5. GENERAL SERVICES ADMINISTRATION					57,088
TOP FIVE CONTRACTING OFFICES LOCATED IN THIS STATE (000)					
ARMY, ARMOUR CENTER, FORT KNOX					198,197
ARMY, ENGINEER DISTRICT, LOUISVILLE					197,119
ARMY, ENGINEER DISTRICT (CIVIL), LOUISVILLE					67,767
ARMY, DIRECTORATE OF CONTRACTING, FORT CAMPBELL					46,150
VA MEDICAL CENTER, LOUISVILLE					10,701
TYPE OF PRODUCT OR SERVICE	SMALL BUSINESS (000)	LARGE BUSINESS (000)	STATE & LOCAL GOV'T (000)	NON-PROFIT & OTHER (000)	TOTAL (000)
CONSTRUCTION	64,165	261,473	0	1,456	327,094
R & D	5,025	343	1,019	0	6,387
SERVICES	84,430	1,151,251	9,000	4,828	1,249,509
SUPPLIES & EQUIPMENT	48,552	-301,721	142	15,714	-237,313
TOTAL	202,172	1,111,346	10,161	21,998	1,345,677
TOP CONTRACTORS PERFORMING IN THIS STATE					
CIVILIAN AGENCIES CONTRACTORS	DOLLARS (000)	DEPARTMENT OF DEFENSE CONTRACTORS	DOLLARS (000)		
1. AEI HOLDING COMPANY INC	243,867	1. HUMANA INC	619,800		
2. AMERISOURCE HEALTH CORPORATION	151,289	2. RAYTHEON COMPANY INC	101,083		
3. RATCLIFF CONSTRUCTION COMPANY	139,097	3. AMERICAN ORDNANCE LLC	76,339		
4. ELECTRIC ENERGY INC	126,100	4. HARBERT BILL INTERNATIONAL CO	46,472		
5. JAMES RIVER COAL COMPANY (INC)	39,946	5. ENGINEERED SUPPORT SYS INC	31,274		
6. HOPKINS COUNTY COAL LLC	17,849	6. GENERAL ELECTRIC COMPANY INC	30,913		
7. TELOS CORPORATION (MARYLAND)	15,811	7. CARLYLE GROUP THE	29,631		
8. ELECTRONIC DATA SYSTEMS CORP	11,989	8. BERGEN BRUNSWIG CORP	25,644		
9. SIGMON COAL COMPANY INC	11,680	9. HARPER INDUSTRIES INC	22,208		
10. KINDER MORGAN INC	9,611	10. BOEING SIKORSKY AIRCRAFT	20,564		

FEDERAL PROCUREMENT DATA SYSTEM
 FEDERAL PROCUREMENT DOLLARS BY STATE
 Fiscal Year 1999 Through Fourth Quarter

LOUISIANA

Population 4,351,769

Total Procurement By Place of Performance 2,489,522

Per Capita Procurement 572

Rank Per Capita 22

Last Year 24

TOP FIVE COUNTIES					
NAME OF COUNTIES	CIVILIAN AGENCIES		DEPT OF DEFENSE		TOTAL (000)
	SMALL DIS-ADVANTAGED (000)	OTHER (000)	SMALL DIS-ADVANTAGED (000)	OTHER (000)	
1. ORLEANS	15,390	474,696	51,494	848,715	1,390,295
2. LAFOURCHE	-7	155,122	35	61,421	216,571
3. JEFFERSON	2,495	153,136	4,503	38,229	198,363
4. VERNON	0	2,015	27,964	82,863	112,842
5. PLAQUEMINES	0	37,296	4,042	48,228	89,566
TOP FIVE AGENCIES WITH PLACE OF PERFORMANCE IN THIS STATE (000)					
1. DEFENSE, DEPARTMENT OF					1,445,349
2. NATIONAL AERONAUTICS AND SPACE ADMINISTRATION					369,989
3. TRANSPORTATION, DEPARTMENT OF					196,467
4. AGRICULTURE, DEPARTMENT OF					182,218
5. ENERGY, DEPARTMENT OF					151,143
TOP FIVE CONTRACTING OFFICES LOCATED IN THIS STATE (000)					
ARMY, ENGINEER DISTRICT (CIVIL), NEW ORLEANS					235,929
ENERGY, STRATEGIC PETRO RESERVE, NEW ORLEANS					151,292
TRANSPORTATION, MARITIME ADMIN, NEW ORLEANS					64,604
NAVY, SHIPBUILDING CONVERSION, NEW ORLEANS					46,817
ARMY, DIRECTORATE OF CONTRACTING, FORT POLK					44,526
TYPE OF PRODUCT OR SERVICE	SMALL BUSINESS (000)	LARGE BUSINESS (000)	STATE & LOCAL GOV'T (000)	NON-PROFIT & OTHER (000)	TOTAL (000)
CONSTRUCTION	153,040	186,984	0	28	340,052
R & D	8,011	14,254	626	3,916	26,807
SERVICES	161,044	543,505	8,019	10,863	723,431
SUPPLIES & EQUIPMENT	305,052	1,088,080	190	5,910	1,399,232
TOTAL	627,147	1,832,823	8,835	20,717	2,489,522
TOP CONTRACTORS PERFORMING IN THIS STATE					
CIVILIAN AGENCIES CONTRACTORS	DOLLARS (000)	DEPARTMENT OF DEFENSE CONTRACTORS	DOLLARS (000)		
1. LOCKHEED MARTIN CORPORATION	369,645	1. AVONDALE INDUSTRIES INC	322,564		
2. BOLLINGER SHIPYARDS INC	153,008	2. INTL SHIPHOLDING CORP	126,918		
3. MCDERMOTT INTERNATIONAL INC	134,976	3. TEXTRON INC	98,445		
4. CARGILL INCORPORATED	42,797	4. LITTON INDUSTRIES INC	92,187		
5. CENEX HARVEST STATES COOP	29,895	5. ALPHA MARINE SERVICES LLC	40,985		
6. CONAGRA INC	28,416	6. EXXON CORPORATION	30,990		
7. TEXTRON INC	23,857	7. PLACID REFINING COMPANY INC	28,570		
8. AMERICAN MANAGEMENT SYSTEMS INC	12,638	8. HALTER MARINE GROUP INC	23,496		
9. SUPREME RICE MILL INC	12,471	9. SCIENCE AND ENGIN ASSOC	21,206		
10. ARCHER DANIELS MIDLAND COMPANY	11,728	10. WEEKS MARINE INC	19,456		

FEDERAL PROCUREMENT DATA SYSTEM
 FEDERAL PROCUREMENT DOLLARS BY STATE
 Fiscal Year 1999 Through Fourth Quarter

MAINE

Population 1,242,051

Total Procurement By Place of Performance 730,398

Per Capita Procurement 588

Rank Per Capita 20

Last Year 16

TOP FIVE COUNTIES					
NAME OF COUNTIES	CIVILIAN AGENCIES		DEPT OF DEFENSE		TOTAL (000)
	SMALL DIS-ADVANTAGED (000)	OTHER (000)	SMALL DIS-ADVANTAGED (000)	OTHER (000)	
1. SAGadahoc	0	4	0	504,033	504,037
2. CUMBERLAND	50	5,847	503	74,214	80,614
3. WALDO	0	1	26,267	14,517	40,785
4. YORK	365	5,282	0	26,472	32,119
5. AROOSTOOK	0	7,071	0	18,512	25,583
TOP FIVE AGENCIES WITH PLACE OF PERFORMANCE IN THIS STATE (000)					
1. DEFENSE, DEPARTMENT OF					679,679
2. HEALTH AND HUMAN SERVICES, DEPARTMENT OF					12,118
3. LABOR, DEPARTMENT OF					9,964
4. GENERAL SERVICES ADMINISTRATION					8,428
5. TRANSPORTATION, DEPARTMENT OF					5,058
TOP FIVE CONTRACTING OFFICES LOCATED IN THIS STATE (000)					
NAVY, SHIPBUILDING CONVERSION, BATH					69,858
VA MEDICAL/RO, TOGUS					6,148
ARMY, USPFO FOR MAINE, AUGUSTA					2,701
TRANSPORTATION, COAST GUARD, PORTLAND					2,672
AGRICULTURE, FARMERS HOME ADMINISTRATION, ORONO					177
TYPE OF PRODUCT OR SERVICE	SMALL BUSINESS (000)	LARGE BUSINESS (000)	STATE & LOCAL GOV'T (000)	NON-PROFIT & OTHER (000)	TOTAL (000)
CONSTRUCTION	21,973	20,654	80	0	42,707
R & D	10,116	1,409	0	1,327	12,852
SERVICES	11,097	25,893	6,594	46,633	90,217
SUPPLIES & EQUIPMENT	39,551	526,853	49	18,169	584,622
TOTAL	82,737	574,809	6,723	66,129	730,398
TOP CONTRACTORS PERFORMING IN THIS STATE					
CIVILIAN AGENCIES CONTRACTORS	DOLLARS (000)	DEPARTMENT OF DEFENSE CONTRACTORS	DOLLARS (000)		
1. TRAINING & DEVELOPMENT CORP	9,941	1. GENERAL DYNAMICS CORP	502,745		
2. KONINKLIJKE EMBALLAGE INDUSTRIES	3,955	2. PENOBSCOT BAY MEDICAL ASSOC	43,971		
3. JACKSON LABORATORY THE INC	3,906	3. CREATIVE APPAREL ASSOCIATES	26,350		
4. PASSAMAQUODDY PLEASANT POINT	2,304	4. GROUP HOME FOUNDATION INC	14,090		
5. IT GROUP INC THE	2,200	5. DUCHOSSOIS INDUSTRIES INC	10,409		
6. CORMIER TEXTILE PRODUCTS INC	2,180	6. IT GROUP INC THE	8,731		
7. AROOSTOOK MICMAC COUNCIL (INC)	1,828	7. NEW COLT HOLDING CORP	6,155		
8. SEMINOLE TRIBE OF FLORIDA INC	1,756	8. CYR CONSTRUCTION CO (INC)	5,554		
9. PENTA CORPORATION	1,752	9. FIBER MATERIALS INC	4,740		
10. LANE INDUSTRIES INCORPORATED	1,246	10. MONTGOMERY WATSON INC	4,381		

FEDERAL PROCUREMENT DATA SYSTEM
 FEDERAL PROCUREMENT DOLLARS BY STATE
 Fiscal Year 1999 Through Fourth Quarter

MARYLAND

Population 5,094,289

Total Procurement By Place of Performance 10,291,660

Per Capita Procurement 2,020

Rank Per Capita 4

Last Year 4

TOP FIVE COUNTIES					
NAME OF COUNTIES	CIVILIAN AGENCIES		DEPT OF DEFENSE		TOTAL (000)
	SMALL DIS-ADVANTAGED (000)	OTHER (000)	SMALL DIS-ADVANTAGED (000)	OTHER (000)	
1. MONTGOMERY	316,658	2,000,737	163,125	961,007	3,441,527
2. PRINCE GEORGE'S	328,521	1,393,524	86,183	665,663	2,473,891
3. ST. MARY'S	290	593	85,406	1,189,577	1,275,866
4. BALTIMORE CITY	67,817	286,501	8,017	751,319	1,113,654
5. ANNE ARUNDEL	28,614	187,323	51,798	537,875	805,610
TOP FIVE AGENCIES WITH PLACE OF PERFORMANCE IN THIS STATE (000)					
1. DEFENSE, DEPARTMENT OF					5,424,085
2. HEALTH AND HUMAN SERVICES, DEPARTMENT OF					1,079,016
3. NATIONAL AERONAUTICS AND SPACE ADMINISTRATION					1,012,329
4. GENERAL SERVICES ADMINISTRATION					568,696
5. TRANSPORTATION, DEPARTMENT OF					335,561
TOP FIVE CONTRACTING OFFICES LOCATED IN THIS STATE (000)					
NASA, GODDARD SPACE CENTER, GREENBELT					1,827,289
SOCIAL SECURITY ADMINISTRATION, BALTIMORE					437,184
HHS, NATIONAL INSTITUTE FOR HEALTH, BETHESDA					404,926
ARMY, MATERIAL COMMAND ACQUISITION, ABERDEEN					334,361
COMMERCE, BUREAU OF THE CENSUS, SUITLAND					325,671
TYPE OF PRODUCT OR SERVICE	SMALL BUSINESS (000)	LARGE BUSINESS (000)	STATE & LOCAL GOV'T (000)	NON-PROFIT & OTHER (000)	TOTAL (000)
CONSTRUCTION	191,663	463,409	0	2,731	657,803
R & D	264,819	647,288	29,609	592,230	1,533,946
SERVICES	1,740,611	3,085,097	15,045	246,029	5,086,782
SUPPLIES & EQUIPMENT	593,310	2,229,244	1,272	189,303	3,013,129
TOTAL	2,790,403	6,425,038	45,926	1,030,293	10,291,660
TOP CONTRACTORS PERFORMING IN THIS STATE					
CIVILIAN AGENCIES CONTRACTORS	DOLLARS (000)	DEPARTMENT OF DEFENSE CONTRACTORS		DOLLARS (000)	
1. LOCKHEED MARTIN CORPORATION	248,272	1. TEXTRON INC		655,581	
2. WESTAT INC	240,948	2. JOHNS HOPKINS UNIVERSITY INC		390,012	
3. INTL BUSINESS MACHINE CORP	216,714	3. NORTHROP GRUMMAN CORP		348,633	
4. RAYTHEON COMPANY INC	193,291	4. SIERRA HEALTH SERVICES INC		267,026	
5. COMPUTER SCIENCE CORPORATION	167,749	5. LOCKHEED MARTIN CORPORATION		238,120	
6. JOHNS HOPKINS UNIVERSITY INC	160,089	6. THE GENERAL ELECTRIC CO PLC		180,258	
7. CLARK ENTERPRISES INC	109,008	7. INTL BUSINESS MACHINE CORP		108,090	
8. CARLYLE GROUP THE	93,244	8. UNITED INDUSTRIAL CORP		101,822	
9. MOTOROLA INC	87,937	9. COMSAT CORPORATION		98,685	
10. AFFILIATED COMPUTER SERVICES	75,883	10. CARLYLE GROUP THE		93,794	

FEDERAL PROCUREMENT DATA SYSTEM
 FEDERAL PROCUREMENT DOLLARS BY STATE
 Fiscal Year 1999 Through Fourth Quarter

MASSACHUSETTS

Population 6,117,520

Total Procurement By Place of Performance 5,360,879

Per Capita Procurement 876

Rank Per Capita 11

Last Year 13

TOP FIVE COUNTIES					
NAME OF COUNTIES	CIVILIAN AGENCIES		DEPT OF DEFENSE		TOTAL (000)
	SMALL DIS-ADVANTAGED (000)	OTHER (000)	SMALL DIS-ADVANTAGED (000)	OTHER (000)	
1. MIDDLESEX	22,453	369,494	69,701	2,144,735	2,606,383
2. ESSEX	257	35,649	3,447	921,627	960,980
3. NORFOLK	372	104,880	593	483,870	589,715
4. BRISTOL	961	8,236	363	351,337	360,897
5. SUFFOLK	14,634	126,864	2,459	150,119	294,076
TOP FIVE AGENCIES WITH PLACE OF PERFORMANCE IN THIS STATE (000)					
1. DEFENSE, DEPARTMENT OF					4,447,351
2. TREASURY, DEPARTMENT OF THE					217,033
3. TRANSPORTATION, DEPARTMENT OF					136,341
4. HEALTH AND HUMAN SERVICES, DEPARTMENT OF					126,934
5. GENERAL SERVICES ADMINISTRATION					90,220
TOP FIVE CONTRACTING OFFICES LOCATED IN THIS STATE (000)					
USAF, DSC/DIK, HANSCOM AFB					636,287
USAF, ESC/JSK, HANSCOM AFB					523,287
USAF, ESC/ACK, HANSCOM AFB					335,185
USAF, ESC/TWK, HANSCOM AFB					225,464
ARMY, MATERIAL COMMAND ACQUISITION, NATICK					189,711
TYPE OF PRODUCT OR SERVICE	SMALL BUSINESS (000)	LARGE BUSINESS (000)	STATE & LOCAL GOV'T (000)	NON-PROFIT & OTHER (000)	TOTAL (000)
CONSTRUCTION	41,655	156,030	0	0	197,685
R & D	250,990	384,275	2,972	731,854	1,370,091
SERVICES	208,787	889,801	5,109	293,700	1,397,397
SUPPLIES & EQUIPMENT	228,163	2,112,988	345	54,210	2,395,706
TOTAL	729,595	3,543,094	8,426	1,079,764	5,360,879
TOP CONTRACTORS PERFORMING IN THIS STATE					
CIVILIAN AGENCIES CONTRACTORS	DOLLARS (000)	DEPARTMENT OF DEFENSE CONTRACTORS		DOLLARS (000)	
1. CRANE & CO INC	130,920	1. RAYTHEON COMPANY INC		772,065	
2. TRW INC	60,844	2. GENERAL ELECTRIC COMPANY INC		711,910	
3. ABT ASSOCIATES INC	39,269	3. GTE CORPORATION		401,429	
4. COMPUTER SCIENCES CORPORATION	27,960	4. MASSACHUSETTS INST OF TECH		356,887	
5. GENERAL DYNAMICS CORPORATION	20,651	5. GENERAL DYNAMICS CORP		349,124	
6. MASSACHUSETTS INSTI OF TECNOL	16,995	6. MITRE CORPORATION THE		219,040	
7. NATIONAL BUSINESS FURNITURE INC	15,039	7. DRAPER CHARLES STARK LAB		166,364	
8. SYNDER COMMUNICATIONS INC	14,414	8. TEXTRON INC		155,188	
9. LITTON INDUSTRIES INC	14,198	9. JACOBS ENGINEERING GROUP INC		56,525	
10. HEWLETT-PACKARD COMPANY INC	14,054	10. BRIGHTON HEALTH ALLIANCE		43,882	

FEDERAL PROCUREMENT DATA SYSTEM
 FEDERAL PROCUREMENT DOLLARS BY STATE
 Fiscal Year 1999 Through Fourth Quarter

MICHIGAN

Population 9,773,892

Total Procurement By Place of Performance 1,581,065

Per Capita Procurement 162

Rank Per Capita 49

Last Year 51

TOP FIVE COUNTIES					
NAME OF COUNTIES	CIVILIAN AGENCIES		DEPT OF DEFENSE		TOTAL (000)
	SMALL DIS-ADVANTAGED (000)	OTHER (000)	SMALL DIS-ADVANTAGED (000)	OTHER (000)	
1. MACOMB	323	6,773	13,543	613,657	634,296
2. WASHTENAW	6,252	37,146	778	86,759	130,935
3. OTTAWA	494	82,228	408	40,907	124,037
4. WAYNE	2,842	84,050	1,772	31,693	120,357
5. MUSKEGON	19	8,571	228	89,433	98,251
TOP FIVE AGENCIES WITH PLACE OF PERFORMANCE IN THIS STATE (000)					
1. DEFENSE, DEPARTMENT OF					1,165,817
2. GENERAL SERVICES ADMINISTRATION					111,801
3. TREASURY, DEPARTMENT OF THE					69,850
4. HEALTH AND HUMAN SERVICES, DEPARTMENT OF					45,876
5. ENVIRONMENTAL PROTECTION AGENCY					38,556
TOP FIVE CONTRACTING OFFICES LOCATED IN THIS STATE (000)					
ARMY, TANK-AUTOMOTIVE COMMAND, WARREN					2,818,940
ARMY, USPFO FOR MICHIGAN, LANSING					52,990
ARMY, ENGINEER DISTRICT (CIVIL), DETROIT					47,604
DOD, DEFENSE LOGISTICS AGENCY, BATTLE CREEK					32,908
VA MEDICAL CENTER, ANN ARBOR					12,864
TYPE OF PRODUCT OR SERVICE	SMALL BUSINESS (000)	LARGE BUSINESS (000)	STATE & LOCAL GOV'T (000)	NON-PROFIT & OTHER (000)	TOTAL (000)
CONSTRUCTION	59,588	36,277	2,121	13	97,999
R & D	27,610	25,352	11,988	13,938	78,888
SERVICES	108,849	189,000	19,516	38,474	355,839
SUPPLIES & EQUIPMENT	131,209	894,901	235	21,994	1,048,339
TOTAL	327,256	1,145,530	33,860	74,419	1,581,065
TOP CONTRACTORS PERFORMING IN THIS STATE					
CIVILIAN AGENCIES CONTRACTORS	DOLLARS (000)	DEPARTMENT OF DEFENSE CONTRACTORS		DOLLARS (000)	
1. HERMAN MILLER INC	51,364	1. GENERAL DYNAMICS CORP		538,304	
2. AMERICAN MANAGEMENT SYSTEMS NCI	25,969	2. GENERAL ELECTRIC COMPANY INC		42,348	
3. HAWORTH INTERNATIONAL LTD	24,773	3. ERIM INTERNATIONAL INC		26,833	
4. CARLYLE GROUP THE	18,218	4. KELLOGG COMPANY INC		23,331	
5. STEELCASE INC	17,313	5. GENERAL MOTORS CORPORATION		22,213	
6. VECTOR RESEARCH INCORPORATED	14,981	6. WOLVERINE WORLD WIDE INC		19,336	
7. KELLY SERVICES INC	13,701	7. WOODWARD GOVERNOR CO INC		18,543	
8. TRW INC	12,766	8. AAR CORP		18,534	
9. UNIVERSITY OF MICHIGAN INC	10,157	9. HERMAN MILLER INC		17,861	
10. SYSTEM 2/90 INC	7,400	10. KITTY HAWK INC		16,613	

FEDERAL PROCUREMENT DATA SYSTEM
 FEDERAL PROCUREMENT DOLLARS BY STATE
 Fiscal Year 1999 Through Fourth Quarter

MINNESOTA

Population 4,685,549

Total Procurement By Place of Performance 1,528,605

Per Capita Procurement 326

Rank Per Capita 39

Last Year 38

TOP FIVE COUNTIES					
NAME OF COUNTIES	CIVILIAN AGENCIES		DEPT OF DEFENSE		TOTAL (000)
	SMALL DIS-ADVANTAGED (000)	OTHER (000)	SMALL DIS-ADVANTAGED (000)	OTHER (000)	
1. HENNEPIN	7,769	139,086	8,729	845,611	1,001,195
2. RAMSEY	377	33,295	436	230,170	264,278
3. DAKOTA	131	8,051	100	68,176	76,458
4. CARVER	0	21,556	0	102	21,658
5. SREARNS	0	17,653	0	0	17,653
TOP FIVE AGENCIES WITH PLACE OF PERFORMANCE IN THIS STATE (000)					
1. DEFENSE, DEPARTMENT OF					1,192,927
2. AGRICULTURE, DEPARTMENT OF					153,420
3. HEALTH AND HUMAN SERVICES, DEPARTMENT OF					40,813
4. JUSTICE, DEPARTMENT OF					37,063
5. GENERAL SERVICES ADMINISTRATION					26,056
TOP FIVE CONTRACTING OFFICES LOCATED IN THIS STATE (000)					
HHS, PUBLIC HEALTH SERVICE, BEMIDJI					64,211
ARMY, ENGINEER DISTRICT (CIVIL), ST. PAUL					45,935
VA MEDICAL CENTER, MINNEAPOLIS					19,588
AGRICULTURE, ANIMAL & PLANT HLTH INSP, MINNEAPOLIS					19,015
INTERIOR, FISH & WILDLIFE SERVICE, TWIN CITIES					6,139
TYPE OF PRODUCT OR SERVICE	SMALL BUSINESS (000)	LARGE BUSINESS (000)	STATE & LOCAL GOV'T (000)	NON-PROFIT & OTHER (000)	TOTAL (000)
CONSTRUCTION	24,139	13,056	4,699	88	41,982
R & D	15,952	318,321	6,148	23,288	363,709
SERVICES	32,244	166,020	19,247	8,854	226,365
SUPPLIES & EQUIPMENT	114,069	755,489	2,025	24,966	896,549
TOTAL	186,404	1,252,886	32,119	57,196	1,528,605
TOP CONTRACTORS PERFORMING IN THIS STATE					
CIVILIAN AGENCIES CONTRACTORS	DOLLARS (000)	DEPARTMENT OF DEFENSE CONTRACTORS		DOLLARS (000)	
1. TBI BEHEER BV	38,446	1. CARLYLE GROUP THE		308,474	
2. HORMEL FOODS CORPORATION	24,144	2. ALLIANT TECHSYSTEMS INC		274,559	
3. BONGARDS' CREAMERIES (INC)	21,487	3. LOCKHEED MARTIN CORPORATION		193,860	
4. GENERAL SECURITY SERVICES CORP	14,194	4. GENERAL MILLS INC		54,703	
5. LAKESIDE FOODS INC	13,167	5. GENERAL DYNAMICS CORP		50,040	
6. FARMLAND INDUSTRIES INC	12,796	6. HONEYWELL INC		42,836	
7. UNIVERSITY OF MINNESOTA INC	11,380	7. WELSH CARSON ANDERSON & STOW		27,355	
8. DIGITAL BIOMETRICS INC	8,857	8. CASWELL INTERNATIONAL CORP		11,882	
9. MENOMINEE INDIAN TRIBE OF WISC	8,518	9. NORTHWEST AIRLINES CORP		10,826	
10. GFI AMERICA INC	8,143	10. GOODRICH B F COMPANY THE INC		9,773	

FEDERAL PROCUREMENT DATA SYSTEM
 FEDERAL PROCUREMENT DOLLARS BY STATE
 Fiscal Year 1999 Through Fourth Quarter

MISSISSIPPI

Population 2,730,501

Total Procurement By Place of Performance 844,626

Per Capita Procurement 309

Rank Per Capita 41

Last Year 22

TOP FIVE COUNTIES					
NAME OF COUNTIES	CIVILIAN AGENCIES		DEPT OF DEFENSE		TOTAL (000)
	SMALL DIS-ADVANTAGED (000)	OTHER (000)	SMALL DIS-ADVANTAGED (000)	OTHER (000)	
1. JACKSON	335	4,934	2,048	855,894	863,211
2. HARRISON	6,335	9,376	30,091	179,908	225,710
3. HANCOCK	5,597	152,040	1,738	45,813	205,188
4. MADISON	0	51,262	108	128,745	180,115
5. WARREN	0	4,047	4,948	77,456	86,451
TOP FIVE AGENCIES WITH PLACE OF PERFORMANCE IN THIS STATE (000)					
1. DEFENSE, DEPARTMENT OF					1,522,360
2. NATIONAL AERONAUTICS AND SPACE ADMINISTRATION					155,938
3. TREASURY, DEPARTMENT OF THE					50,406
4. LABOR, DEPARTMENT OF					21,855
5. VETERANS AFFAIRS, DEPARTMENT OF					20,580
TOP FIVE CONTRACTING OFFICES LOCATED IN THIS STATE (000)					
NASA, STENNIS SPACE CENTER,					159,871
NAVY, SHIPBUILDING CONVERSION, PASCAGOULA					110,444
ARMY, ENGINEER DISTRICT (CIVIL), VICKSBURG					109,231
ARMY, ENGINEER DISTRICT, VICKSBURG					54,853
NAVY, OCEANOGRAPHIC OFFICE, STENNIS					51,956
TYPE OF PRODUCT OR SERVICE	SMALL BUSINESS (000)	LARGE BUSINESS (000)	STATE & LOCAL GOV'T (000)	NON-PROFIT & OTHER (000)	TOTAL (000)
CONSTRUCTION	172,868	125,964	0	194	299,026
R & D	7,532	7,895	6,238	17,915	39,580
SERVICES	74,995	-558,644	3,390	13,007	-467,252
SUPPLIES & EQUIPMENT	55,710	911,104	105	6,353	973,272
TOTAL	311,105	486,319	9,733	37,469	844,626
TOP CONTRACTORS PERFORMING IN THIS STATE					
CIVILIAN AGENCIES CONTRACTORS	DOLLARS (000)	DEPARTMENT OF DEFENSE CONTRACTORS		DOLLARS (000)	
1. RAYTHEON COMPANY INC	50,338	1. LITTON INDUSTRIES INC		785,940	
2. LOCKHEED MARTIN CORPORATION	38,645	2. RAYTHEON COMPANY INC		130,030	
3. JOHNSON CONTROLS INC	37,516	3. HALTER MARINE GROUP INC		60,997	
4. INDUSTRIAL CONSTRUCTION INC	23,704	4. NICHOLS RESEARCH CORPORATION		40,447	
5. BOEING COMPANY THE INC	16,815	5. HELIX ELECTRIC INC		38,832	
6. MISSISSIPPI SPACE SERVICES	16,111	6. WHITESELL-GREEN INC		31,583	
7. DEL-JEN INC	9,099	7. NORTHROP GRUMMAN CORP		30,862	
8. MCDERMOTT INTERNATIONAL INC	5,828	8. DYNACORP		24,253	
9. COMPUTER SCIENCES CORPORATION	5,787	9. GOLDEN MANUFACTURING CO INC		23,324	
10. ADAMS & ASSOCIATES INC	4,622	10. MASON COMPANY THE (INC) (DEL)		13,813	

FEDERAL PROCUREMENT DATA SYSTEM
 FEDERAL PROCUREMENT DOLLARS BY STATE
 Fiscal Year 1999 Through Fourth Quarter

MISSOURI

Population 5,402,058

Total Procurement By Place of Performance 5,370,955

Per Capita Procurement 994

Rank Per Capita 9

Last Year 6

TOP FIVE COUNTIES					
NAME OF COUNTIES	CIVILIAN AGENCIES		DEPT OF DEFENSE		TOTAL (000)
	SMALL DIS-ADVANTAGED (000)	OTHER (000)	SMALL DIS-ADVANTAGED (000)	OTHER (000)	
1. ST. LOUIS CITY	85,316	87,512	37,652	3,798,914	4,009,394
2. CLAY	19,175	563,129	2,322	47,053	631,679
3. JASPER	82	125,255	116	18,508	143,961
4. ST. LOUIS	1,965	26,644	16,638	89,797	135,044
5. ST. CHARLES	12	79,751	142	13,817	93,722
TOP FIVE AGENCIES WITH PLACE OF PERFORMANCE IN THIS STATE (000)					
1. DEFENSE, DEPARTMENT OF					4,314,975
2. ENERGY, DEPARTMENT OF					409,113
3. GENERAL SERVICES ADMINISTRATION					219,536
4. AGRICULTURE, DEPARTMENT OF					143,198
5. VETERANS AFFAIRS, DEPARTMENT OF					140,324
TOP FIVE CONTRACTING OFFICES LOCATED IN THIS STATE (000)					
ARMY, AVIATION & TROOP COMMAND, ST LOUIS					1,333,216
GSA, FTS ACQUISITION SERVICES, KANSAS CITY					932,356
AGRIC, STABILIZ & CONS SVC (0BGMD), KANSAS CITY					644,498
AGRIC, STABILIZ & CONS SVC (0EODV), KANSAS CITY					479,673
AGRIC, STABILIZ & CONS SVC (0KCD), KANSAS CITY					226,807
TYPE OF PRODUCT OR SERVICE	SMALL BUSINESS (000)	LARGE BUSINESS (000)	STATE & LOCAL GOV'T (000)	NON-PROFIT & OTHER (000)	TOTAL (000)
CONSTRUCTION	88,827	173,311	0	83	262,221
R & D	36,038	298,090	1,209	10,181	345,518
SERVICES	206,923	839,286	6,972	66,340	1,119,521
SUPPLIES & EQUIPMENT	204,256	3,191,146	2,781	245,512	3,643,695
TOTAL	536,044	4,501,833	10,962	322,116	5,370,955
TOP CONTRACTORS PERFORMING IN THIS STATE					
CIVILIAN AGENCIES CONTRACTORS	DOLLARS (000)	DEPARTMENT OF DEFENSE CONTRACTORS	DOLLARS (000)		
1. ALLIEDSIGNAL INC	329,833	1. BOEING COMPANY THE INC	3,454,801		
2. AMERISOURCE HEALTH CORPORATION	105,655	2. ESCO ELECTRONICS CORPORATION	159,814		
3. WORLD WIDE TECHNOLOGY INC	84,121	3. OLIN CORPORATION	82,136		
4. MORRISON KNUDSEN CORPORATION	78,240	4. SABRELINER CORPORATION	70,912		
5. SPRINT CORPORATION	65,055	5. ENGINEERED SUPPORT SYSTEMS INC	51,237		
6. INTL BUSINESS MACHINE CORP	35,294	6. WORLD WIDE TECHNOLOGY INC	35,610		
7. MINACT INC	23,158	7. ENVIRONMENTAL SPECIALISTS INC	19,420		
8. BOEING COMPANY THE INC	16,374	8. PARSONS CORPORATION THE	17,191		
9. BUNGE CORPORATION	14,671	9. DAMES & MOORE GROUP	17,038		
10. REE'S CONTRACT SERVICE INC	13,804	10. MORTENSON M A COMPANIES INC	16,793		

FEDERAL PROCUREMENT DATA SYSTEM
 FEDERAL PROCUREMENT DOLLARS BY STATE
 Fiscal Year 1999 Through Fourth Quarter

MONTANA

Population 878,810

Total Procurement By Place of Performance 476,455

Per Capita Procurement 542

Rank Per Capita 24

Last Year 31

TOP FIVE COUNTIES					
NAME OF COUNTIES	CIVILIAN AGENCIES		DEPT OF DEFENSE		TOTAL (000)
	SMALL DIS-ADVANTAGED (000)	OTHER (000)	SMALL DIS-ADVANTAGED (000)	OTHER (000)	
1. LEWIS AND CLARK	119,164	11,455	0	17,587	148,206
2. CASCADE	283	7,464	3,523	57,197	68,467
3. ROOSEVELT	1,071	64,860	294	0	66,225
4. RICHLAND	0	35,928	131	0	36,059
5. SILVER BOW	315	28,838	0	975	30,128
TOP FIVE AGENCIES WITH PLACE OF PERFORMANCE IN THIS STATE (000)					
1. HEALTH AND HUMAN SERVICES, DEPARTMENT OF					158,041
2. STATE, DEPARTMENT OF					119,164
3. DEFENSE, DEPARTMENT OF					97,957
4. AGRICULTURE, DEPARTMENT OF					31,028
5. ENERGY, DEPARTMENT OF					27,910
TOP FIVE CONTRACTING OFFICES LOCATED IN THIS STATE (000)					
HHS, PUBLIC HEALTH SERVICE, BILLINGS					150,813
USAF, 341ST CONS/LGC, MALSTROM AFB					33,325
ARMY, USPFO FOR MONTANA, HELENA					22,482
AGRICULTURE, FOREST SERVICE, MISSOULA					9,830
INTERIOR, BUREAU OF RECLAMATION, BILLINGS					8,648
TYPE OF PRODUCT OR SERVICE	SMALL BUSINESS (000)	LARGE BUSINESS (000)	STATE & LOCAL GOV'T (000)	NON-PROFIT & OTHER (000)	TOTAL (000)
CONSTRUCTION	163,560	51,315	1,085	0	215,960
R & D	29,278	0	678	1,101	31,057
SERVICES	108,829	13,735	55,954	32,667	211,185
SUPPLIES & EQUIPMENT	15,007	1,514	31	1,701	18,253
TOTAL	316,674	66,564	57,748	35,469	476,455
TOP CONTRACTORS PERFORMING IN THIS STATE					
CIVILIAN AGENCIES CONTRACTORS	DOLLARS (000)	DEPARTMENT OF DEFENSE CONTRACTORS	DOLLARS (000)		
1. GREENWAY ENTERPRISES INC	119,164	1. SWANK ENTERPRISES INC	25,780		
2. HENDRICKSON ROMAN	61,952	2. CADDELL CONSTRUCTION CO INC	8,972		
3. SIDNEY HEALTH CENTER INC	35,000	3. BEARSTAR ENTERPRISES INC	3,591		
4. MONTANA ECONOMIC REVITALIZATION	27,527	4. WADSWORTH BUILDERS CO INC	3,253		
5. PONDERA MEDICAL CENTER INC	25,000	5. CONFEDERATED SALISH & KOOTENAI	3,248		
6. MARTEL CONSTRUCTION INC	9,070	6. EXODYNE INC	3,207		
7. NEPTUNE AVIATION SERVICES INC	6,087	7. G T E METAL ERECTORS INC	2,831		
8. KONITZ CONTRACTING INC	4,489	8. MONTANA POWER COMPANY INC THE	2,796		
9. CONFEDERATED SALISH & KOOTENAI	4,338	9. SHUMAKER TRUCKING & EXCAVATIO	2,630		
10. FORT PECK ASSINIBOINE & SIOUX	3,634	10. MONTANA REFINING COMPANY	2,153		

FEDERAL PROCUREMENT DATA SYSTEM
 FEDERAL PROCUREMENT DOLLARS BY STATE
 Fiscal Year 1999 Through Fourth Quarter

NEBRASKA

Population 1,656,870

Total Procurement By Place of Performance 376,493

Per Capita Procurement 227

Rank Per Capita 47

Last Year 44

TOP FIVE COUNTIES					
NAME OF COUNTIES	CIVILIAN AGENCIES		DEPT OF DEFENSE		TOTAL (000)
	SMALL DIS-ADVANTAGED (000)	OTHER (000)	SMALL DIS-ADVANTAGED (000)	OTHER (000)	
1. SARPY	0	6,306	3,368	140,111	149,785
2. DOUGLAS	2,781	40,928	2,253	20,039	66,001
3. LANCASTER	961	21,173	548	18,500	41,182
4. DAKOTA	0	869	0	26,762	27,631
5. PLATTE	0	24,933	0	155	25,088
TOP FIVE AGENCIES WITH PLACE OF PERFORMANCE IN THIS STATE (000)					
1. DEFENSE, DEPARTMENT OF					225,588
2. AGRICULTURE, DEPARTMENT OF					65,598
3. GENERAL SERVICES ADMINISTRATION					24,566
4. VETERANS AFFAIRS, DEPARTMENT OF					21,820
5. HEALTH AND HUMAN SERVICES, DEPARTMENT OF					18,591
TOP FIVE CONTRACTING OFFICES LOCATED IN THIS STATE (000)					
ARMY, ENGINEER DISTRICT, OMAHA					283,220
USAF, 55 CONS/CC, OFFUTT AFB					127,367
ARMY, ENGINEER DISTRICT (CIVIL), OMAHA					32,362
VA MEDICAL CENTER, LINCOLN					12,809
ARMY, USPFO FOR NEBRASKA, LINCOLN					5,891
TYPE OF PRODUCT OR SERVICE	SMALL BUSINESS (000)	LARGE BUSINESS (000)	STATE & LOCAL GOV'T (000)	NON-PROFIT & OTHER (000)	TOTAL (000)
CONSTRUCTION	28,036	23,334	0	0	51,370
R & D	13,179	27,549	9	1,231	41,968
SERVICES	28,530	96,812	19,248	10,900	155,490
SUPPLIES & EQUIPMENT	16,979	110,376	56	254	127,665
TOTAL	86,724	258,071	19,313	12,385	376,493
TOP CONTRACTORS PERFORMING IN THIS STATE					
CIVILIAN AGENCIES CONTRACTORS	DOLLARS (000)	DEPARTMENT OF DEFENSE CONTRACTORS	DOLLARS (000)		
1. IBP INC	25,241	1. STERLING SOFTWARE INC	34,571		
2. VALMONT INDUSTRIES INC	8,235	2. IBP INC	26,762		
3. OMAHA TRIBE OF NEBRASKA	6,824	3. TRW INC	14,012		
4. FARMLAND INDUSTRIES INC	5,374	4. DUNCAN AVIATION INC	12,478		
5. F & B CONSTRUCTORS INC	5,178	5. LOCKHEED MARTIN CORPORATION	11,577		
6. ROSEN'S DIVERSIFIED INC	5,132	6. CADDELL CONSTRUCTION CO INC	11,150		
7. DAIRY FARMERS OF AMERICA INC	4,946	7. HARRIS CORPORATION	9,028		
8. RAYTHEON COMPANY INC	4,731	8. GDE SYSTEMS INC	7,144		
9. PONCA TRIBE OF NEBRASKA	4,634	9. NORTHROP GRUMMAN CORP	6,459		
10. CONAGRA INC	3,945	10. SCIENCE APPLICATIONS INTL CORP	6,376		

FEDERAL PROCUREMENT DATA SYSTEM
 FEDERAL PROCUREMENT DOLLARS BY STATE
 Fiscal Year 1999 Through Fourth Quarter

NEVADA

Population 1,676,809

Total Procurement By Place of Performance 726,869

Per Capita Procurement 433

Rank Per Capita 29

Last Year 28

TOP FIVE COUNTIES					
NAME OF COUNTIES	CIVILIAN AGENCIES		DEPT OF DEFENSE		TOTAL (000)
	SMALL DIS-ADVANTAGED (000)	OTHER (000)	SMALL DIS-ADVANTAGED (000)	OTHER (000)	
1. CLARK	21,848	395,548	40,515	108,399	566,310
2. CHURCHILL	614	1,929	4,854	46,357	53,754
3. WASHOE	965	17,641	8,998	13,727	41,331
4. MINERAL	38	0	1,887	35,585	37,510
5. CARSON CITY	0	3,519	90	9,783	13,392
TOP FIVE AGENCIES WITH PLACE OF PERFORMANCE IN THIS STATE (000)					
1. ENERGY, DEPARTMENT OF					384,006
2. DEFENSE, DEPARTMENT OF					272,581
3. INTERIOR, DEPARTMENT OF THE					18,436
4. HEALTH AND HUMAN SERVICES, DEPARTMENT OF					10,762
5. VETERANS AFFAIRS, DEPARTMENT OF					9,137
TOP FIVE CONTRACTING OFFICES LOCATED IN THIS STATE (000)					
ENERGY, NEVADA OPERATIONS OFFICE, LAS VEGAS					607,880
USAF, 99 CONS/CC, NELLIS AFB					78,861
INTERIOR, BUREAU OF RECLAMATION, BOULDER CITY					24,717
VA MEDICAL CENTER, RENO					4,992
VA MEDICAL CENTER, LAS VEGAS					3,731
TYPE OF PRODUCT OR SERVICE	SMALL BUSINESS (000)	LARGE BUSINESS (000)	STATE & LOCAL GOV'T (000)	NON-PROFIT & OTHER (000)	TOTAL (000)
CONSTRUCTION	73,566	44,370	0	0	117,936
R & D	16,515	85	1,179	4,558	22,337
SERVICES	68,023	474,411	10,362	3,585	556,381
SUPPLIES & EQUIPMENT	24,014	5,557	66	578	30,215
TOTAL	182,118	524,423	11,607	8,721	726,869
TOP CONTRACTORS PERFORMING IN THIS STATE					
CIVILIAN AGENCIES CONTRACTORS	DOLLARS (000)	DEPARTMENT OF DEFENSE CONTRACTORS		DOLLARS (000)	
1. BECHTEL GROUP INC	302,209	1. DAY & ZIMMERMANN INCORPORATED		49,501	
2. IT GROUP INC THE	24,542	2. LOCKHEED MARTIN CORPORATION		34,399	
3. WACKENHUT CORPORATION THE	24,152	3. STRAUB CONSTRUCTION INC		20,658	
4. SCIENCE APPLICATIONS INTL CORP	9,905	4. SIERRA NEVADA CORPORATION		15,239	
5. NEVADA STATE OF	7,162	5. IT GROUP INC THE		14,076	
6. JASON ASSOCIATES CORPORATION	6,116	6. RAFAEL CONSTRUCTION INC		10,357	
7. BLATTNER D H & SONS INC	5,858	7. GREEN HOLDINGS INC		9,457	
8. LOCKHEED MARTIN CORPORATION	4,693	8. CABACO INC		9,424	
9. SCI CONSULTING SERVICES INC	4,668	9. FREHNER CONSTRUCTION CO INC		8,458	
10. ICF KAISER INTERNATIONAL INC	3,530	10. ARCATA ASSOCIATES INC		7,143	

FEDERAL PROCUREMENT DATA SYSTEM
 FEDERAL PROCUREMENT DOLLARS BY STATE
 Fiscal Year 1999 Through Fourth Quarter

NEW HAMPSHIRE

Population 1,172,709

Total Procurement By Place of Performance 412,504

Per Capita Procurement 352

Rank Per Capita 35

Last Year 29

TOP FIVE COUNTIES					
NAME OF COUNTIES	CIVILIAN AGENCIES		DEPT OF DEFENSE		TOTAL (000)
	SMALL DIS-ADVANTAGED (000)	OTHER (000)	SMALL DIS-ADVANTAGED (000)	OTHER (000)	
1. HILLSBOROUGH	16,465	12,611	273	248,504	277,853
2. ROCKINGHAM	668	8,180	3,210	61,914	73,972
3. GRAFTON	501	11,778	2,291	20,185	34,755
4. MERRIMACK	27	2,944	396	6,339	9,706
5. BELKNAP	0	285	0	5,864	6,149
TOP FIVE AGENCIES WITH PLACE OF PERFORMANCE IN THIS STATE (000)					
1. DEFENSE, DEPARTMENT OF					355,436
2. GENERAL SERVICES ADMINISTRATION					29,841
3. NATIONAL AERONAUTICS AND SPACE ADMINISTRATION					8,548
4. STATE, DEPARTMENT OF					3,975
5. VETERANS AFFAIRS, DEPARTMENT OF					3,077
TOP FIVE CONTRACTING OFFICES LOCATED IN THIS STATE (000)					
NAVY, NAVAL SHIPYARD, PORTSMOUTH					15,849
VA MEDICAL CENTER, MANCHESTER					3,992
ARMY, USPFO FOR NEW HAMPSHIRE, CONCORD					2,495
ARMY, COLD REGIONS RESEARCH & ENG, HANOVER					1,487
GSA, PUBLIC BUILDINGS SERVICE, MANCHESTER					504
TYPE OF PRODUCT OR SERVICE	SMALL BUSINESS (000)	LARGE BUSINESS (000)	STATE & LOCAL GOV'T (000)	NON-PROFIT & OTHER (000)	TOTAL (000)
CONSTRUCTION	12,422	12,919	0	-34	25,307
R & D	23,998	117,081	2,017	1,095	144,191
SERVICES	19,142	48,078	304	3,594	71,118
SUPPLIES & EQUIPMENT	59,467	99,394	58	12,969	171,888
TOTAL	115,029	277,472	2,379	17,624	412,504
TOP CONTRACTORS PERFORMING IN THIS STATE					
CIVILIAN AGENCIES CONTRACTORS	DOLLARS (000)	DEPARTMENT OF DEFENSE CONTRACTORS		DOLLARS (000)	
1. K K P CORPORATION	17,809	1. LOCKHEED MARTIN CORPORATION		195,798	
2. CREARE INCORPORATED	5,258	2. INSIGHT TECHNOLOGY INC		14,837	
3. DESIGN CONTEMPO INC	4,917	3. TIMKEN COMPANY THE INC		11,488	
4. NORTHEAST UTILITIES (VOL ASSOC)	2,940	4. LEXA INTERNATIONAL CORPORATION		11,416	
5. IT GROUP INC THE	2,800	5. COMPAQ COMPUTER CORPORATION		10,469	
6. STANLEY ASSOCIATES INC	2,583	6. SONETECH CORPORATION (INC)		7,775	
7. NEW HAMPSHIRE STATE OF	2,213	7. K K P CORPORATION		5,782	
8. STATISTICA INC	1,250	8. MINEBEA CO LTD		5,219	
9. TECHNICAL GRAPHICS INC	1,086	9. WHITING-TURNER CONTRACTING CO		5,075	
10. DTC COMMUNICATIONS	950	10. EC-OP US INC		4,336	

FEDERAL PROCUREMENT DATA SYSTEM
 FEDERAL PROCUREMENT DOLLARS BY STATE
 Fiscal Year 1999 Through Fourth Quarter

NEW JERSEY

Population 8,052,849

Total Procurement By Place of Performance 3,695,370

Per Capita Procurement 459

Rank Per Capita 27

Last Year 26

TOP FIVE COUNTIES					
NAME OF COUNTIES	CIVILIAN AGENCIES		DEPT OF DEFENSE		TOTAL (000)
	SMALL DIS-ADVANTAGED (000)	OTHER (000)	SMALL DIS-ADVANTAGED (000)	OTHER (000)	
1. BURLINGTON	3,594	31,514	38,586	794,914	868,608
2. MONMOUTH	2,663	6,762	71,137	474,003	554,565
3. BERGEN	2,958	139,568	13,124	388,602	544,252
4. MERCER	1,016	133,678	2,644	101,384	238,722
5. MIDDLESEX	1,966	164,751	16,494	53,966	237,177
TOP FIVE AGENCIES WITH PLACE OF PERFORMANCE IN THIS STATE (000)					
1. DEFENSE, DEPARTMENT OF					2,826,317
2. TRANSPORTATION, DEPARTMENT OF					248,667
3. ENERGY, DEPARTMENT OF					108,404
4. NATIONAL AERONAUTICS AND SPACE ADMINISTRATION					90,892
5. ENVIRONMENTAL PROTECTION AGENCY					89,132
TOP FIVE CONTRACTING OFFICES LOCATED IN THIS STATE (000)					
ARMY, COMM-ELECTRONICS COMMAND, FORT MONMOUTH					3,286,488
ARMY, ARMAMENT RD&E CENTER, PICATINNY ARSENAL					809,738
NAVY, AIR WARFARE CENTER, LAKEHURST					293,800
TRANSPORTATION, FED AVIATION ADMIN, ATLANTIC CITY					99,185
ARMY, COMM-ELECTRONICS COMMAND, FORT MONMOUTH					71,776
TYPE OF PRODUCT OR SERVICE	SMALL BUSINESS (000)	LARGE BUSINESS (000)	STATE & LOCAL GOV'T (000)	NON-PROFIT & OTHER (000)	TOTAL (000)
CONSTRUCTION	112,482	136,307	0	28	248,817
R & D	46,900	305,653	5,023	77,539	435,115
SERVICES	414,273	1,447,453	1,323	41,848	1,904,897
SUPPLIES & EQUIPMENT	254,526	777,698	915	73,402	1,106,541
TOTAL	828,181	2,667,111	7,261	192,817	3,695,370
TOP CONTRACTORS PERFORMING IN THIS STATE					
CIVILIAN AGENCIES CONTRACTORS	DOLLARS (000)	DEPARTMENT OF DEFENSE CONTRACTORS		DOLLARS (000)	
1. RCA CORP	80,956	1. LOCKHEED MARTIN CORPORATION		722,556	
2. LOCKHEED MARTIN CORPORATION	72,747	2. AMERICAN AUTO LOGISTICS INC		197,240	
3. TBI BEHEER BV	59,351	3. ITT INDUSTRIES INC		106,365	
4. UNISYS CORPORATION	49,906	4. CARLYLE GROUP THE		99,232	
5. COMPUTER SCIENCES CORPORATION	41,991	5. L-3 COMMUNICATIONS HOLDING INC		88,329	
6. WARWICK & YORK INC	39,964	6. THE GENERAL ELECTRIC CO PLC		67,598	
7. ENGELHARD-CLAL LIMITED PARTNER	25,044	7. COMPUTER SCIENCES CORPORATION		64,821	
8. BAY SHIP MANAGEMENT INC	20,419	8. GENERAL ELECTRIC COMPANY INC		47,616	
9. MARINE TRANSPORT CORPORATION	19,205	9. MIDSCO INC		45,492	
10. IT GROUP INC THE	19,108	10. BAY SHIP MANAGEMENT INC		45,242	

FEDERAL PROCUREMENT DATA SYSTEM
 FEDERAL PROCUREMENT DOLLARS BY STATE
 Fiscal Year 1999 Through Fourth Quarter

NEW MEXICO

Population 1,729,751

Total Procurement By Place of Performance 3,855,837

Per Capita Procurement 2,229

Rank Per Capita 3

Last Year 3

TOP FIVE COUNTIES					
NAME OF COUNTIES	CIVILIAN AGENCIES		DEPT OF DEFENSE		TOTAL (000)
	SMALL DIS-ADVANTAGED (000)	OTHER (000)	SMALL DIS-ADVANTAGED (000)	OTHER (000)	
1. BERNALILLO	61,001	1,544,352	72,720	283,737	1,961,810
2. LOS ALAMOS	1,483	1,406,551	56	3,302	1,411,392
3. EDDY	3,020	100,525	0	6,467	110,012
4. DONA ANA	1,726	27,988	36,668	99,116	165,498
5. OTERO	69	963	21,398	49,480	71,910
TOP FIVE AGENCIES WITH PLACE OF PERFORMANCE IN THIS STATE (000)					
1. ENERGY, DEPARTMENT OF					2,978,843
2. DEFENSE, DEPARTMENT OF					611,792
3. GENERAL SERVICES ADMINISTRATION					61,943
4. HEALTH AND HUMAN SERVICES, DEPARTMENT OF					43,205
5. JUSTICE, DEPARTMENT OF					41,123
TOP FIVE CONTRACTING OFFICES LOCATED IN THIS STATE (000)					
ENERGY, ALBUQUERQUE OPERATIONS OFFICE					3,599,880
USAF, SMC/PKU, KIRTLAND AFB					229,731
ARMY, MATERIAL COMMAND, WHITE SANDS					151,205
USAF, PL/PKR R&D CONTRACTS, KIRTLAND AFB					112,265
USAF, DET 8 AFRL/PK, KIRTLAND AFB					100,202
TYPE OF PRODUCT OR SERVICE	SMALL BUSINESS (000)	LARGE BUSINESS (000)	STATE & LOCAL GOV'T (000)	NON-PROFIT & OTHER (000)	TOTAL (000)
CONSTRUCTION	94,713	25,398	42	11,415	131,568
R & D	68,178	105,666	4,195	18,072	196,111
SERVICES	140,628	1,755,899	1,422,348	28,864	3,347,739
SUPPLIES & EQUIPMENT	88,205	71,150	3,034	18,030	180,419
TOTAL	391,724	1,958,113	1,429,619	76,381	3,855,837
TOP CONTRACTORS PERFORMING IN THIS STATE					
CIVILIAN AGENCIES CONTRACTORS	DOLLARS (000)	DEPARTMENT OF DEFENSE CONTRACTORS		DOLLARS (000)	
1. UNIVERSITY OF CALIFORNIA	1,405,895	1. HONEYWELL INC		59,700	
2. LOCKHEED MARTIN CORPORATION	1,405,857	2. NEW MEXICO TECHNOLOGY GROUP		31,566	
3. CBS CORPORATION	93,497	3. LOCKHEED MARTIN CORPORATION		28,546	
4. MCBRIDE AND ASSOCIATES INC	32,726	4. MCBRIDE AND ASSOCIATES INC		23,461	
5. AKAL SECURITY INC	26,493	5. TRW INC		19,423	
6. ALLIEDSIGNAL INC	24,903	6. APPLIED RESEARCH ASSOCIATES INC		16,951	
7. WACKENHUT CORPORATION THE	14,985	7. SCIENCE APPLICATIONS INTL CORP		16,635	
8. COMMODORE ENVIRONMENTAL SERV	11,207	8. NEWTECH INC		14,230	
9. PARAGON TECHNICAL SERVICES INC	10,505	9. BOEING COMPANY THE INC		13,758	
10. DEL-JEN INC	8,844	10. NORTHROP GRUMMAN CORP		13,495	

FEDERAL PROCUREMENT DATA SYSTEM
 FEDERAL PROCUREMENT DOLLARS BY STATE
 Fiscal Year 1999 Through Fourth Quarter

NEW YORK

Population 18,137,226

Total Procurement By Place of Performance 5,727,892

Per Capita Procurement 316

Rank Per Capita 40

Last Year 40

TOP FIVE COUNTIES					
NAME OF COUNTIES	CIVILIAN AGENCIES		DEPT OF DEFENSE		TOTAL (000)
	SMALL DIS-ADVANTAGED (000)	OTHER (000)	SMALL DIS-ADVANTAGED (000)	OTHER (000)	
1. NEW YORK	6,763	814,998	0	50,261	872,022
2. BRONX	19,963	502,877	6,964	337,777	867,581
3. NASSAU	3,999	47,913	1,899	691,982	745,793
4. SUFFOLK	4,679	485,854	10,551	244,608	745,692
5. SCHENECTADY	0	8,489	569	314,673	323,731
TOP FIVE AGENCIES WITH PLACE OF PERFORMANCE IN THIS STATE (000)					
1. DEFENSE, DEPARTMENT OF					3,210,072
2. TREASURY, DEPARTMENT OF THE					672,081
3. GENERAL SERVICES ADMINISTRATION					513,482
4. ENERGY, DEPARTMENT OF					413,326
5. TENNESSEE VALLEY AUTHORITY					229,520
TOP FIVE CONTRACTING OFFICES LOCATED IN THIS STATE (000)					
GSA, PUBLIC BUILDING SERVICE, NEW YORK					338,264
ARMY, ENGINEER DISTRICT - EUROPE, NEW YORK					303,659
DOD, DEF INFORMATION SYSTEMS AGENCY, NEW YORK					250,222
NAVY, FACILITIES ENGINEERING COMMAND, NEW YORK					181,010
USAF, USAF CONS/LGC, NEW YORK					180,368
TYPE OF PRODUCT OR SERVICE	SMALL BUSINESS (000)	LARGE BUSINESS (000)	STATE & LOCAL GOV'T (000)	NON-PROFIT & OTHER (000)	TOTAL (000)
CONSTRUCTION	198,619	464,815	0	27	663,461
R & D	78,681	298,151	4,691	45,976	427,499
SERVICES	293,197	1,112,034	17,849	526,512	1,949,592
SUPPLIES & EQUIPMENT	382,372	2,193,626	3,091	108,251	2,687,340
TOTAL	952,869	4,068,626	25,631	680,766	5,727,892
TOP CONTRACTORS PERFORMING IN THIS STATE					
CIVILIAN AGENCIES CONTRACTORS	DOLLARS (000)	DEPARTMENT OF DEFENSE CONTRACTORS		DOLLARS (000)	
1. BROOKHAVEN SCIENCE ASSOCIATES	407,992	1. LOCKHEED MARTIN CORPORATION		733,934	
2. CROW/JONES CONSTRUCTION	315,000	2. NORTHROP GRUMMAN CORP		603,379	
3. ARON J & COMPANY	223,713	3. CBS CORPORATION		147,743	
4. CARTER WADE	125,600	4. YOUNG & RUBICAM INC		110,786	
5. GOLDMAN SACHS GROUP L P THE	111,030	5. OMNICOM GROUP INC		83,175	
6. MORGAN J P & COMPANY INC	100,089	6. PHILIP MORRIS COMPANIES INC		72,837	
7. PRUDENTIAL INSURANCE COMPANY O	90,061	7. MCI WORLDCOM INC		62,045	
8. YOUNG & RUBICAM INC	75,877	8. HARRIS CORPORATION		60,116	
9. GENERAL ELECTRIC COMPANY INC	62,772	9. RAYTHEON COMPANY INC		55,063	
10. J ARON & COMPANY	60,683	10. SISTERS OF CHARITY HEALTH CARE		49,848	

FEDERAL PROCUREMENT DATA SYSTEM
 FEDERAL PROCUREMENT DOLLARS BY STATE
 Fiscal Year 1999 Through Fourth Quarter

NORTH CAROLINA

Population 7,425,183

Total Procurement By Place of Performance 1,704,474

Per Capita Procurement 230

Rank Per Capita 45

Last Year 45

TOP FIVE COUNTIES					
NAME OF COUNTIES	CIVILIAN AGENCIES		DEPT OF DEFENSE		TOTAL (000)
	SMALL DIS-ADVANTAGED (000)	OTHER (000)	SMALL DIS-ADVANTAGED (000)	OTHER (000)	
1. DURHAM	14,505	301,102	1,434	30,433	347,474
2. CUMBERLAND	347	5,229	35,236	261,375	302,187
3. GUILFORD	394	13,065	8,417	120,731	142,607
4. ONSLOW	0	2,219	7,968	119,777	129,964
5. CLEVELAND	0	62,288	0	28,486	90,774
TOP FIVE AGENCIES WITH PLACE OF PERFORMANCE IN THIS STATE (000)					
1. DEFENSE, DEPARTMENT OF					1,028,727
2. HEALTH AND HUMAN SERVICES, DEPARTMENT OF					157,273
3. ENVIRONMENTAL PROTECTION AGENCY					123,695
4. VETERANS AFFAIRS, DEPARTMENT OF					121,086
5. GENERAL SERVICES ADMINISTRATION					59,532
TOP FIVE CONTRACTING OFFICES LOCATED IN THIS STATE (000)					
ENVIRONMENTAL PROTECTION AGY, RESEARCH TRIANGLE					145,648
HHS, NATL INSTITUTES FOR HEALTH, RESEARCH TRIANGLE					93,814
ARMY, DIRECTORATE OF CONTRACTING, FORT BRAGG					92,506
TRANSPORTATION, COAST GUARD, ELIZABETH CITY					91,240
USAF, 4 CONS/CC, SEYMOUR JOHNSON AFB					44,384
TYPE OF PRODUCT OR SERVICE	SMALL BUSINESS (000)	LARGE BUSINESS (000)	STATE & LOCAL GOV'T (000)	NON-PROFIT & OTHER (000)	TOTAL (000)
CONSTRUCTION	227,731	242,174	0	106	470,011
R & D	34,569	39,452	12,033	63,644	149,698
SERVICES	186,717	320,853	9,582	92,427	609,579
SUPPLIES & EQUIPMENT	132,346	325,968	760	16,112	475,186
TOTAL	581,363	928,447	22,375	172,289	1,704,474
TOP CONTRACTORS PERFORMING IN THIS STATE					
CIVILIAN AGENCIES CONTRACTORS	DOLLARS (000)	DEPARTMENT OF DEFENSE CONTRACTORS		DOLLARS (000)	
1. RESEARCH TRIANGLE INSTITUTE INC	101,623	1. LUCENT TECHNOLOGIES INC		98,721	
2. BINDLEY WESTERN INDUSTRIES INC	57,892	2. CADDELL CONSTRUCTION CO INC		34,285	
3. LOCKHEED MARTIN CORPORATION	47,093	3. MC KNIGHT CONSTRUCTION CO INC		32,098	
4. KING CONSTRUCTION COMPANY INC	23,525	4. CAROLINA POWER & LIGHT COMPANY		28,656	
5. FLINT RESOURCES COMPANY INC	20,867	5. BINDLEY WESTERN INDUSTRIES INC		28,339	
6. DUKE STONE & WEBSTER COGEMA	17,925	6. ACC CONSTRUCTION CO INC		27,167	
7. OAO CORPORATION	16,693	7. GENERAL DYNAMICS CORPORATION		21,888	
8. S & T AUDIO LTD	16,279	8. R C CONSTRUCTION CO INC		21,463	
9. DUKE UNIVERSITY (INC)	15,409	9. POLKTON MANUFACTURING CO		16,874	
10. UNIVERSITY OF NORTH CAROLINA	14,091	10. C B C ENTERPRISES INC		15,518	

FEDERAL PROCUREMENT DATA SYSTEM
 FEDERAL PROCUREMENT DOLLARS BY STATE
 Fiscal Year 1999 Through Fourth Quarter

NORTH DAKOTA

Population 640,883

Total Procurement By Place of Performance 219,057

Per Capita Procurement 342

Rank Per Capita 37

Last Year 34

TOP FIVE COUNTIES					
NAME OF COUNTIES	CIVILIAN AGENCIES		DEPT OF DEFENSE		TOTAL (000)
	SMALL DIS-ADVANTAGED (000)	OTHER (000)	SMALL DIS-ADVANTAGED (000)	OTHER (000)	
1. GRAND FORKS	0	4,000	9,459	49,365	62,824
2. WARD	516	8,640	4,893	41,946	55,995
3. ROLETTE	22,005	3,707	6,786	83	32,581
4. CASS	374	4,858	1,616	9,981	16,829
5. RAMSEY	325	1,378	0	10,105	11,808
TOP FIVE AGENCIES WITH PLACE OF PERFORMANCE IN THIS STATE (000)					
1. DEFENSE, DEPARTMENT OF					148,489
2. JUSTICE, DEPARTMENT OF					20,319
3. HEALTH AND HUMAN SERVICES, DEPARTMENT OF					18,808
4. AGRICULTURE, DEPARTMENT OF					10,560
5. LABOR, DEPARTMENT OF					6,344
TOP FIVE CONTRACTING OFFICES LOCATED IN THIS STATE (000)					
USAF, 319 CONS/LGC, GRAND FORKS AFB					31,136
USAF, 5 CONS/CC, MINOT					31,047
ARMY, USPFO FOR NORTH DAKOTA, BISMARCK					7,259
VA MEDICAL/RO, FARGO					2,512
GSA, PUBLIC BUILDINGS SERVICE, FARGO					599
TYPE OF PRODUCT OR SERVICE	SMALL BUSINESS (000)	LARGE BUSINESS (000)	STATE & LOCAL GOV'T (000)	NON-PROFIT & OTHER (000)	TOTAL (000)
CONSTRUCTION	67,332	36,388	0	0	103,720
R & D	905	0	587	135	1,627
SERVICES	53,672	12,721	11,966	7,362	85,721
SUPPLIES & EQUIPMENT	23,705	4,191	28	65	27,989
TOTAL	145,614	53,300	12,581	7,562	219,057
TOP CONTRACTORS PERFORMING IN THIS STATE					
CIVILIAN AGENCIES CONTRACTORS	DOLLARS (000)	DEPARTMENT OF DEFENSE CONTRACTORS		DOLLARS (000)	
1. TURTLE MOUNTAIN BAND OF CHIPPE	25,899	1. PETERSON CONSTRUCTION CO		14,591	
2. MINACT INC	5,882	2. ATHERTON CONSTRUCTION INC		13,480	
3. DAKOTA GROWERS PASTA COMPANY	3,991	3. STRATA CORPORATION		9,488	
4. TRENTON INDIAN SERVICE AREA INC	2,391	4. PARK CONSTRUCTION COMPANY INC		9,232	
5. THREE AFFILIATED TRIBES	2,158	5. MCCARTHY BUSH CORPORATION		7,807	
6. TRINITY MEDICAL CENTER INC	2,063	6. TURTLE MOUNTAIN BAND OF CHIPPE		6,786	
7. LADUCER & ASSOCIATES INC	2,010	7. VEIT & COMPANY INC		4,271	
8. STANDING ROCK SIOUX TRIBE GOVE	1,458	8. ROERS' CONSTRUCTION INC		3,732	
9. SPIRIT LAKE TRIBE (INC)	1,390	9. DUBOIS & SONS MASONRY INC		3,588	
10. NOODLES BY LEONARDO INC	1,039	10. NODAK ELECTRIC COOPERATIVE INC		2,988	

FEDERAL PROCUREMENT DATA SYSTEM
 FEDERAL PROCUREMENT DOLLARS BY STATE
 Fiscal Year 1999 Through Fourth Quarter

OHIO

Population 11,186,331

Total Procurement By Place of Performance 3,959,282

Per Capita Procurement 354

Rank Per Capita 34

Last Year 35

TOP FIVE COUNTIES					
NAME OF COUNTIES	CIVILIAN AGENCIES		DEPT OF DEFENSE		TOTAL (000)
	SMALL DIS-ADVANTAGED (000)	OTHER (000)	SMALL DIS-ADVANTAGED (000)	OTHER (000)	
1. HAMILTON	9,881	376,470	782	818,041	1,205,174
2. GREENE	4,481	12,777	70,052	505,609	592,919
3. CUYAHOGA	79,514	302,888	5,094	127,569	515,065
4. FAIRFIELD	2,680	145,986	15,203	209,302	373,171
5. MONTGOMERY	4,923	118,819	39,439	200,407	363,588
TOP FIVE AGENCIES WITH PLACE OF PERFORMANCE IN THIS STATE (000)					
1. DEFENSE, DEPARTMENT OF					2,593,039
2. ENERGY, DEPARTMENT OF					555,110
3. NATIONAL AERONAUTICS AND SPACE ADMINISTRATION					257,969
4. GENERAL SERVICES ADMINISTRATION					177,147
5. VETERANS AFFAIRS, DEPARTMENT OF					94,254
TOP FIVE CONTRACTING OFFICES LOCATED IN THIS STATE (000)					
USAF, ASC/YCK, WRIGHT PATTERSON AFB					2,752,463
USAF, ASC/YFK, WRIGHT PATTERSON AFB					2,289,751
USAF, HQ AFMC/PKAA, WRIGHT PATTERSON AFB					1,171,920
USAF, ASC/GR, WRIGHT PATTERSON, AFB					816,293
USAF, ASC/YPK, WRIGHT PATTERSON AFB					802,511
TYPE OF PRODUCT OR SERVICE	SMALL BUSINESS (000)	LARGE BUSINESS (000)	STATE & LOCAL GOV'T (000)	NON-PROFIT & OTHER (000)	TOTAL (000)
CONSTRUCTION	95,987	207,718	0	108	303,813
R & D	146,490	321,561	4,108	109,823	581,982
SERVICES	341,560	1,049,475	11,149	212,896	1,615,080
SUPPLIES & EQUIPMENT	291,528	1,069,839	349	96,691	1,458,407
TOTAL	875,565	2,648,593	15,606	419,518	3,959,282
TOP CONTRACTORS PERFORMING IN THIS STATE					
CIVILIAN AGENCIES CONTRACTORS	DOLLARS (000)	DEPARTMENT OF DEFENSE CONTRACTORS		DOLLARS (000)	
1. FLUOR CORPORATION	261,560	1. GENERAL ELECTRIC COMPANY INC		480,429	
2. OHIO VALLEY ELECTRIC CORPORATION	173,960	2. PROCTER & GAMBLE COMPANY THE		211,246	
3. MCDERMOTT INTERNATIONAL INC	88,918	3. SCIENCE APPLICATIONS INTL CORP		142,065	
4. DICK CORPORATION	63,045	4. LOCKHEED MARTIN CORPORATION		112,041	
5. BATTELLE MEMORIAL INSTITUTE IN	59,716	5. BATTELLE MEMORIAL INSTITUTE INC		110,408	
6. TBI BEHEER BV	55,682	6. GOODYEAR TIRE & RUBBER CO		92,506	
7. SCHULER GMBH	43,958	7. BOEING COMPANY THE INC		82,964	
8. DYNACS ENGINEERING CO INC	30,496	8. GOODRICH B F COMPANY THE INC		41,088	
9. PANZICA CONSTRUCTION CO INC	21,359	9. CFM INTERNATIONAL INC		36,363	
10. CORTEZ III SERVICE CORPORATION	21,176	10. AMERICAN SYSTEMS CONSULTING		25,000	

FEDERAL PROCUREMENT DATA SYSTEM
 FEDERAL PROCUREMENT DOLLARS BY STATE
 Fiscal Year 1999 Through Fourth Quarter

OKLAHOMA

Population 3,317,091

Total Procurement By Place of Performance 1,523,851

Per Capita Procurement 459

Rank Per Capita 26

Last Year 33

TOP FIVE COUNTIES					
NAME OF COUNTIES	CIVILIAN AGENCIES		DEPT OF DEFENSE		TOTAL (000)
	SMALL DIS-ADVANTAGED (000)	OTHER (000)	SMALL DIS-ADVANTAGED (000)	OTHER (000)	
1. OKLAHOMA	57,136	128,251	50,629	653,151	889,167
2. COMANCHE	3,265	5,401	32,517	97,447	138,630
3. TULSA	4,958	27,259	6,388	45,204	83,809
4. GARFIELD	0	219	0	66,464	66,683
5. KAY	45	735	0	63,311	64,091
TOP FIVE AGENCIES WITH PLACE OF PERFORMANCE IN THIS STATE (000)					
1. DEFENSE, DEPARTMENT OF					1,194,005
2. TRANSPORTATION, DEPARTMENT OF					124,279
3. JUSTICE, DEPARTMENT OF					47,380
4. HEALTH AND HUMAN SERVICES, DEPARTMENT OF					37,867
5. GENERAL SERVICES ADMINISTRATION					34,953
TOP FIVE CONTRACTING OFFICES LOCATED IN THIS STATE (000)					
USAF, ALC/LAD, TINKER AFB					623,803
USAF, ALC/LPO, TINKER AFB					562,005
USAF, OC-ALC/LKD (CLS AIRCRAFT), TINKER AFB					498,060
USAF, OC-ALO/LIDIG, TINKER AFB					384,110
USAF, ALC/LID, TINKER AFB					273,464
TYPE OF PRODUCT OR SERVICE	SMALL BUSINESS (000)	LARGE BUSINESS (000)	STATE & LOCAL GOV'T (000)	NON-PROFIT & OTHER (000)	TOTAL (000)
CONSTRUCTION	128,317	78,736	0	0	207,053
R & D	7,738	7,749	2,148	3,937	21,572
SERVICES	284,883	712,262	57,064	25,803	1,080,012
SUPPLIES & EQUIPMENT	73,612	138,946	192	2,464	215,214
TOTAL	494,550	937,693	59,404	32,204	1,523,851
TOP CONTRACTORS PERFORMING IN THIS STATE					
CIVILIAN AGENCIES CONTRACTORS	DOLLARS (000)	DEPARTMENT OF DEFENSE CONTRACTORS	DOLLARS (000)		
1. AERO TECH SERVICE ASSOCIATES	39,124	1. BOEING COMPANY THE INC	178,362		
2. OKLAHOMA CITY CITY OF (INC)	19,739	2. ARINC INCORPORATED	120,997		
3. MUSCOGEE CREEK NATION	18,751	3. CARLYLE GROUP THE	111,343		
4. MCMASTER CONSTRUCTION INC	14,836	4. RAYTHEON COMPANY INC	71,290		
5. AAR CORP	14,710	5. DU PONT E I DE NEMOURS AND CO	63,011		
6. MANAGEMENT ASSISTANCE COMPANY	13,576	6. ALTECH SERVICES INC	60,975		
7. RES-CARE INC	10,432	7. NORTHROP GRUMMAN CORP	60,214		
8. GARCIA, MIKE MERCHANT SECURITY	7,558	8. GARY-WILLIAMS COMPANY THE	26,217		
9. ADAMS & ASSOCIATES INC	6,714	9. AUSTIN HOLDINGS INC	25,079		
10. FOUR WINDS SERVICES INC	6,589	10. MCMASTER CONSTRUCTION INC	21,526		

FEDERAL PROCUREMENT DATA SYSTEM
 FEDERAL PROCUREMENT DOLLARS BY STATE
 Fiscal Year 1999 Through Fourth Quarter

OREGON

Population 3,243,487

Total Procurement By Place of Performance 616,447

Per Capita Procurement 190

Rank Per Capita 48

Last Year 49

TOP FIVE COUNTIES					
NAME OF COUNTIES	CIVILIAN AGENCIES		DEPT OF DEFENSE		TOTAL (000)
	SMALL DIS-ADVANTAGED (000)	OTHER (000)	SMALL DIS-ADVANTAGED (000)	OTHER (000)	
1. CLACKAMAS	6,076	146,893	3,216	150,659	306,844
2. UMATILLA	0	7,163	1,439	49,376	57,978
3. WASHINGTON	549	5,721	0	25,774	32,044
4. LANE	1,484	14,004	482	5,072	21,042
5. COOS	196	8,603	0	7,881	16,680
TOP FIVE AGENCIES WITH PLACE OF PERFORMANCE IN THIS STATE (000)					
1. DEFENSE, DEPARTMENT OF					303,054
2. AGRICULTURE, DEPARTMENT OF					127,094
3. TRANSPORTATION, DEPARTMENT OF					38,729
4. GENERAL SERVICES ADMINISTRATION					35,851
5. INTERIOR, DEPARTMENT OF THE					31,068
TOP FIVE CONTRACTING OFFICES LOCATED IN THIS STATE (000)					
ARMY, ENGINEER DISTRICT (CIVIL), PORTLAND					102,927
HHS, PUBLIC HEALTH SERVICE, PORTLAND					68,691
INTERIOR, BUREAU OF LAND MANAGEMENT, PORTLAND					23,006
INTERIOR, FISH & WILDLIFE SERVICE, PORTLAND					20,745
VA MEDICAL CENTER, ROSEBURG					10,424
TYPE OF PRODUCT OR SERVICE	SMALL BUSINESS (000)	LARGE BUSINESS (000)	STATE & LOCAL GOV'T (000)	NON-PROFIT & OTHER (000)	TOTAL (000)
CONSTRUCTION	71,570	51,348	3	4,109	127,030
R & D	7,941	3,266	2,739	3,413	17,359
SERVICES	85,592	78,339	22,935	19,741	206,607
SUPPLIES & EQUIPMENT	53,094	210,522	702	1,133	265,451
TOTAL	218,197	343,475	26,379	28,396	616,447
TOP CONTRACTORS PERFORMING IN THIS STATE					
CIVILIAN AGENCIES CONTRACTORS	DOLLARS (000)	DEPARTMENT OF DEFENSE CONTRACTORS		DOLLARS (000)	
1. MARUBENI CORPORATION	45,423	1. DAIMLER-CHRYSLER AG		90,788	
2. CARGILL INCORPORATED	24,238	2. RAYTHEON COMPANY INC		45,340	
3. MANAGEMENT AND TRAINING CORP	9,636	3. FLIR SYSTEMS INC		18,624	
4. LOUIS DREYFUS ET CIE (SA)	8,924	4. CASCADE GENERAL INC		10,805	
5. GOODFELLOW BROS INC	7,549	5. PROTOCOL SYSTEMS INC		9,270	
6. NORTHWEST REGIONAL EDUCATIONAL	7,286	6. TEKTRONIX INC		7,671	
7. MARZER VENTURE	5,904	7. ABB ASEA BROWN BOVERI LTD		5,179	
8. CONFEDERATED TRIBES OF WARM SP	5,660	8. GENERAL CONSTRUCTION COMPANY		4,820	
9. UMATILLA TRIBE	5,251	9. NATCO LIMITED PARTNERSHIP		4,276	
10. ELTING INCORPORATED	4,974	10. PLANAR SYSTEMS INC		4,270	

FEDERAL PROCUREMENT DATA SYSTEM
 FEDERAL PROCUREMENT DOLLARS BY STATE
 Fiscal Year 1999 Through Fourth Quarter

PENNSYLVANIA

Population 12,019,661

Total Procurement By Place of Performance 5,273,959

Per Capita Procurement 439

Rank Per Capita 28

Last Year 32

TOP FIVE COUNTIES					
NAME OF COUNTIES	CIVILIAN AGENCIES		DEPT OF DEFENSE		TOTAL (000)
	SMALL DIS-ADVANTAGED (000)	OTHER (000)	SMALL DIS-ADVANTAGED (000)	OTHER (000)	
1. ALLEGHENY	16,506	352,727	6,328	1,166,019	1,541,580
2. PHILADELPHIA	17,820	340,395	14,123	713,523	1,085,861
3. YORK	482	43,601	574	477,240	521,897
4. MONTGOMERY	4,567	104,025	4,838	279,410	392,840
5. CHESTER	1,391	123,711	1,767	46,712	173,581
TOP FIVE AGENCIES WITH PLACE OF PERFORMANCE IN THIS STATE (000)					
1. DEFENSE, DEPARTMENT OF					3,830,949
2. ENERGY, DEPARTMENT OF					240,866
3. VETERANS AFFAIRS, DEPARTMENT OF					176,570
4. JUSTICE, DEPARTMENT OF					162,691
5. GENERAL SERVICES ADMINISTRATION					153,545
TOP FIVE CONTRACTING OFFICES LOCATED IN THIS STATE (000)					
NAVY, FLEET & INDUSTRIAL SUPPLY CTR, PHILADELPHIA					1,142,803
DOD, DEFENSE LOGISTICS AGY (MEDICAL), PHILADELPHIA					769,586
DOD, DEF LOGISTICS AGY (CLOTH & TEXTIL), PHILADELPHIA					706,245
DOD, DEF LOGISTICS AGY (SUBSISTENCE), PHILADELPHIA					604,898
ENERGY, PITTSBURG NAVAL REACTORS, WEST MIFFLIN					250,933
TYPE OF PRODUCT OR SERVICE	SMALL BUSINESS (000)	LARGE BUSINESS (000)	STATE & LOCAL GOV'T (000)	NON-PROFIT & OTHER (000)	TOTAL (000)
CONSTRUCTION	133,713	231,760	0	1,660	367,133
R & D	89,988	498,628	5,243	226,099	819,958
SERVICES	369,191	1,465,986	10,684	47,110	1,892,971
SUPPLIES & EQUIPMENT	370,680	1,667,291	404	155,522	2,193,897
TOTAL	963,572	3,863,665	16,331	430,391	5,273,959
TOP CONTRACTORS PERFORMING IN THIS STATE					
CIVILIAN AGENCIES CONTRACTORS	DOLLARS (000)	DEPARTMENT OF DEFENSE CONTRACTORS		DOLLARS (000)	
1. CBS CORPORATION	145,334	1. CARLYLE GROUP THE		429,352	
2. BELL CORP OF ROCHESTER	115,333	2. BECHTEL GROUP INC		374,654	
3. AMERISOURCE HEALTH CORPORATION	99,187	3. CBS CORPORATION		348,404	
4. US INVESTIGATION SERVICES INC	72,133	4. BOEING SIKORSKY COMANCHE TEAM		295,725	
5. SMITHKLINE BEECHAM PLC	58,973	5. HIGHMARK INC		273,655	
6. BECHTEL GROUP INC	56,772	6. LOCKHEED MARTIN CORPORATION		219,522	
7. INTOWN MANAGEMENT GROUP LLC	43,261	7. BOEING COMPANY THE INC		122,732	
8. VOITH HOLDINGS INC	36,657	8. CONCURRENT TECHNOLOGIES CORP		100,446	
9. FIRST PRESTON MANAGEMENT INC	35,519	9. COMPUTER SCIENCES CORP		95,237	
10. MANAGEMENT AND TRAINING CORP	25,416	10. CARDINAL HEALTH INC		79,463	

FEDERAL PROCUREMENT DATA SYSTEM
 FEDERAL PROCUREMENT DOLLARS BY STATE
 Fiscal Year 1999 Through Fourth Quarter

RHODE ISLAND

Population 987,429

Total Procurement By Place of Performance 357,255

Per Capita Procurement 362

Rank Per Capita 33

Last Year 42

TOP FIVE COUNTIES					
NAME OF COUNTIES	CIVILIAN AGENCIES		DEPT OF DEFENSE		TOTAL (000)
	SMALL DIS-ADVANTAGED (000)	OTHER (000)	SMALL DIS-ADVANTAGED (000)	OTHER (000)	
1. NEWPORT	282	7,982	18,662	263,907	290,833
2. PROVIDENCE	173	36,652	75	6,678	43,578
3. WASHINGTON	3,402	4,414	1,211	5,945	14,972
4. KENT	312	2,422	316	3,676	6,726
5. BRISTOL	0	10	0	1,136	1,146
TOP FIVE AGENCIES WITH PLACE OF PERFORMANCE IN THIS STATE (000)					
1. DEFENSE, DEPARTMENT OF					301,606
2. TREASURY, DEPARTMENT OF THE					9,866
3. VETERANS AFFAIRS, DEPARTMENT OF					7,965
4. EDUCATION, DEPARTMENT OF					7,260
5. COMMERCE, DEPARTMENT OF					6,393
TOP FIVE CONTRACTING OFFICES LOCATED IN THIS STATE (000)					
NAVY, UNDERSEA WARFARE CENTER, NAVAL USC					247,152
TRANSPORTATION, COAST GUARD, WARWICK					17,906
VA MEDICAL CENTER, PROVIDENCE					9,434
ARMY, USPFO FOR RHODE ISLAND, PROVIDENCE					3,110
NAVY, NAVAL WAR COLLEGE, NEWPORT					402
TYPE OF PRODUCT OR SERVICE	SMALL BUSINESS (000)	LARGE BUSINESS (000)	STATE & LOCAL GOV'T (000)	NON-PROFIT & OTHER (000)	TOTAL (000)
CONSTRUCTION	15,233	27,276	0	41	42,550
R & D	10,143	23,724	0	3,036	36,903
SERVICES	64,561	83,338	2,257	12,886	163,042
SUPPLIES & EQUIPMENT	20,189	48,373	43	46,155	114,760
TOTAL	110,126	182,711	2,300	62,118	357,255
TOP CONTRACTORS PERFORMING IN THIS STATE					
CIVILIAN AGENCIES CONTRACTORS	DOLLARS (000)	DEPARTMENT OF DEFENSE CONTRACTORS		DOLLARS (000)	
1. BROWN UNIVERSITY	7,597	1. RAYTHEON COMPANY INC		108,693	
2. SCIENCE APPLICATIONS INTL CORP	6,090	2. ANALYSIS & TECHNOLOGY INC		17,408	
3. COOKSON GROUP PLC	5,351	3. AQUIDNECK MANAGEMENT ASSOC		9,775	
4. REYNOLDS METALS COMPANY INC	2,700	4. SYSTEMS ENGINEERING ASSOCIATES		8,801	
5. COLLINS H V CO INC	2,525	5. FOSTER WHEELER CORPORATION		8,744	
6. WAMPANOAG TRIBE OF GAY HEAD AQ	1,781	6. MCLAUGHLIN RESEARCH CORP		8,636	
7. L A RUIZ & ASSOCIATES INC	1,710	7. MARON CONSTRUCTION CO INC		8,078	
8. IT GROUP INC THE	1,692	8. TTS JOINT VENTURE		8,000	
9. MEMORIAL HOSPITAL THE INC	1,461	9. AZIMUTH TECHNOLOGIES INC		6,642	
10. INTERNATIONAL PACKAGING CORP	1,260	10. PROFESSIONAL SOFTWARE ENGINEE		5,364	

FEDERAL PROCUREMENT DATA SYSTEM
 FEDERAL PROCUREMENT DOLLARS BY STATE
 Fiscal Year 1999 Through Fourth Quarter

SOUTH CAROLINA

Population 3,760,181

Total Procurement By Place of Performance 2,399,350

Per Capita Procurement 638

Rank Per Capita 19

Last Year 20

TOP FIVE COUNTIES					
NAME OF COUNTIES	CIVILIAN AGENCIES		DEPT OF DEFENSE		TOTAL (000)
	SMALL DIS-ADVANTAGED (000)	OTHER (000)	SMALL DIS-ADVANTAGED (000)	OTHER (000)	
1. AIKEN	2,745	1,421,186	0	70	1,424,001
2. CHARLESTON	4,746	55,300	55,361	306,793	422,200
3. RICHLAND	1,301	16,239	5,117	90,570	113,227
4. GREENVILLE	0	21,705	26	77,668	99,399
5. BERKELEY	137	2,980	7,847	79,612	90,576
TOP FIVE AGENCIES WITH PLACE OF PERFORMANCE IN THIS STATE (000)					
1. ENERGY, DEPARTMENT OF					1,422,858
2. DEFENSE, DEPARTMENT OF					839,560
3. COMMERCE, DEPARTMENT OF					22,630
4. AGRICULTURE, DEPARTMENT OF					21,394
5. VETERANS AFFAIRS, DEPARTMENT OF					17,993
TOP FIVE CONTRACTING OFFICES LOCATED IN THIS STATE (000)					
ENERGY, SAVANNAH RIVER OPERATIONS OFFICE, AIKEN					1,435,277
NAVY, FACILITIES ENGINEERING COMMAND, CHARLESTON					696,063
NAVY, COMD CONTROL & OCEAN (D910B), CHARLESTON					581,037
VA, CONSOL MAIL OUTPATIENT PHARMACY, CHARLESTON					120,323
NAVY, COMD CONTROL & OCEAN (D910A), CHARLESTON					62,736
TYPE OF PRODUCT OR SERVICE	SMALL BUSINESS (000)	LARGE BUSINESS (000)	STATE & LOCAL GOV'T (000)	NON-PROFIT & OTHER (000)	TOTAL (000)
CONSTRUCTION	111,916	152,449	0	0	264,365
R & D	5,074	2,320	253	10,034	17,681
SERVICES	172,746	1,669,978	8,891	11,945	1,863,560
SUPPLIES & EQUIPMENT	59,213	188,484	121	5,926	253,744
TOTAL	348,949	2,013,231	9,265	27,905	2,399,350
TOP CONTRACTORS PERFORMING IN THIS STATE					
CIVILIAN AGENCIES CONTRACTORS	DOLLARS (000)	DEPARTMENT OF DEFENSE CONTRACTORS		DOLLARS (000)	
1. CBS CORPORATION	1,353,812	1. MILCOM SYSTEMS CORPORATION		42,454	
2. WACKENHUT CORPORATION THE	58,896	2. UNAKA COMPANY INCORPORATED		42,159	
3. ADAMS CONSTRUCTION CO INC	32,930	3. LOCKHEED MARTIN CORPORATION		38,254	
4. ALLIEDSIGNAL INC	9,493	4. EAGAN MC ALLISTER ASSOCIATES		32,962	
5. DELTA WOODSIDE INDUSTRIES INC	9,316	5. SOCIETE HERSTALIENNE POUR LA F		32,440	
6. EXODYNE INC	5,142	6. MICHELIN (COMPAGNIE GENERALE D		24,864	
7. UNIVERSITY OF SOUTH CAROLINA	4,341	7. HARBERT CORPORATION		20,667	
8. ALCOA FUJIKURA LTD	3,898	8. IT GROUP INC THE		20,447	
9. CHEM-NUCLEAR SYSTEMS LLC	2,688	9. THE GENERAL ELECTRIC CO PLC		19,603	
10. MCBRIDE AND ASSOCIATES INC	2,627	10. SEA CONTAINERS LTD		17,055	

FEDERAL PROCUREMENT DATA SYSTEM
 FEDERAL PROCUREMENT DOLLARS BY STATE
 Fiscal Year 1999 Through Fourth Quarter

SOUTH DAKOTA

Population 737,973

Total Procurement By Place of Performance 485,872

Per Capita Procurement 658

Rank Per Capita 18

Last Year 30

TOP FIVE COUNTIES					
NAME OF COUNTIES	CIVILIAN AGENCIES		DEPT OF DEFENSE		TOTAL (000)
	SMALL DIS-ADVANTAGED (000)	OTHER (000)	SMALL DIS-ADVANTAGED (000)	OTHER (000)	
1. BENNETT	134	227,076	0	0	227,210
2. UNION	0	28,733	376	41,724	70,833
3. LINCOLN	1,312	42,032	0	6,862	50,206
4. PENNINGTON	6,857	19,920	159	4,324	31,260
5. MEADE	0	5,211	3,281	21,252	29,744
TOP FIVE AGENCIES WITH PLACE OF PERFORMANCE IN THIS STATE (000)					
1. HEALTH AND HUMAN SERVICES, DEPARTMENT OF					268,682
2. DEFENSE, DEPARTMENT OF					90,675
3. INTERIOR, DEPARTMENT OF THE					43,627
4. VETERANS AFFAIRS, DEPARTMENT OF					24,777
5. AGRICULTURE, DEPARTMENT OF					24,739
TOP FIVE CONTRACTING OFFICES LOCATED IN THIS STATE (000)					
HHS, PUBLIC HEALTH SERVICE, ABERDEEN					305,883
USAF, 28 CONS/CC, ELLSWORTH AFB					19,509
VA MEDICAL CENTER, FT MEADE					10,805
VA, R C JOHNSON MEMOR VET HOSP, SIOUX FALLS					7,954
ARMY, USPFO FOR SOUTH DAKOTA, RAPID CITY					4,171
TYPE OF PRODUCT OR SERVICE	SMALL BUSINESS (000)	LARGE BUSINESS (000)	STATE & LOCAL GOV'T (000)	NON-PROFIT & OTHER (000)	TOTAL (000)
CONSTRUCTION	261,027	14,841	0	0	275,868
R & D	104	0	0	0	104
SERVICES	12,708	47,529	22,115	6,778	89,130
SUPPLIES & EQUIPMENT	26,376	93,971	67	356	120,770
TOTAL	300,215	156,341	22,182	7,134	485,872
TOP CONTRACTORS PERFORMING IN THIS STATE					
CIVILIAN AGENCIES CONTRACTORS	DOLLARS (000)	DEPARTMENT OF DEFENSE CONTRACTORS		DOLLARS (000)	
1. O'BRYAN DOUGLAS CONTRACTING	226,245	1. GATEWAY 2000 INC	45,941		
2. GATEWAY 2000 INC	28,733	2. CORNER CONSTRUCTION CORP	4,783		
3. RAYTHEON COMPANY INC	22,601	3. SWIFT CONTRACTORS INC	3,418		
4. AMERICAN FOODS GROUP INC	11,097	4. PI CONSTRUCTION CORPORATION	3,150		
5. PATHOLOGY CONSULTANTS PC INC	10,001	5. WORLD HORIZONS INC	2,481		
6. AMERISOURCE HEALTH CORPORATION	8,105	6. RAVEN INDUSTRIES INC	2,439		
7. OGLALA SIOUX TRIBE OF PINE RID	7,475	7. BLACK HILLS WORK SHOP & TRAININ	2,208		
8. DATATRAC INFORMATION SERVICES	6,381	8. WASTE MANAGEMENT INC	2,137		
9. OFTEDAL E H & SONS INC	4,858	9. NORTHWESTERN ENGINEERING CO	2,039		
10. C & W DIVING SERVICES INC	4,653	10. MDU RESOURCES GROUP INC	1,620		

FEDERAL PROCUREMENT DATA SYSTEM
 FEDERAL PROCUREMENT DOLLARS BY STATE
 Fiscal Year 1999 Through Fourth Quarter

TENNESSEE

Population 5,368,198

Total Procurement By Place of Performance 4,268,391

Per Capita Procurement 795

Rank Per Capita 13

Last Year 10

TOP FIVE COUNTIES					
NAME OF COUNTIES	CIVILIAN AGENCIES		DEPT OF DEFENSE		TOTAL (000)
	SMALL DIS-ADVANTAGED (000)	OTHER (000)	SMALL DIS-ADVANTAGED (000)	OTHER (000)	
1. ANDERSON	8,694	1,766,155	2,212	26,846	1,803,907
2. SHELBY	8,958	238,513	11,988	424,825	684,284
3. HAMILTON	1,922	396,074	2,232	4,769	404,997
4. COFFEE	166	25,198	1,821	290,842	318,027
5. BLOUNT	36	274,631	58	8,344	283,069
TOP FIVE AGENCIES WITH PLACE OF PERFORMANCE IN THIS STATE (000)					
1. ENERGY, DEPARTMENT OF					1,747,942
2. DEFENSE, DEPARTMENT OF					1,071,116
3. TENNESSEE VALLEY AUTHORITY					1,026,095
4. AGRICULTURE, DEPARTMENT OF					113,369
5. VETERANS AFFAIRS, DEPARTMENT OF					97,744
TOP FIVE CONTRACTING OFFICES LOCATED IN THIS STATE (000)					
ENERGY, OAK RIDGE OPERATIONS OFFICE					2,228,332
USAF, AEDC/PKO, ARNOLD ENG DEV CENTER					220,366
VA, CONSOL MAIL OUTPATIENT PHARM, MURFREESBORO					157,274
ARMY, ENGINEER DISTRICT (CIVIL), NASHVILLE					55,534
ARMY, ENGINEER DISTRICT (CIVIL), MEMPHIS					52,897
TYPE OF PRODUCT OR SERVICE	SMALL BUSINESS (000)	LARGE BUSINESS (000)	STATE & LOCAL GOV'T (000)	NON-PROFIT & OTHER (000)	TOTAL (000)
CONSTRUCTION	40,744	447,456	366	0	488,566
R & D	30,182	228,645	3,435	8,801	271,063
SERVICES	144,588	2,348,468	5,352	138,799	2,637,207
SUPPLIES & EQUIPMENT	314,367	551,746	310	5,132	871,555
TOTAL	529,881	3,576,315	9,463	152,732	4,268,391
TOP CONTRACTORS PERFORMING IN THIS STATE					
CIVILIAN AGENCIES CONTRACTORS	DOLLARS (000)	DEPARTMENT OF DEFENSE CONTRACTORS		DOLLARS (000)	
1. LOCKHEED MARTIN CORPORATION	1,239,186	1. FDX CORPORATION		349,327	
2. BECHTEL GROUP INC	300,144	2. JACOBS ENGINEERING GROUP INC		123,420	
3. G - UB - MK CONSTRUCTORS	260,000	3. COMPUTER SCIENCES CORPORATION		83,923	
4. CHATTANOOGA HOSPITAL AND MEDICAL	113,000	4. EASTMAN CHEMICAL COMPANY (INC)		70,522	
5. ABB ASEA BROWN BOVERI LTD	108,946	5. BINDLEY WESTERN INDUSTRIES INC		35,377	
6. CAL WESTERN PACKAGING CORP	101,730	6. TENNIER INDUSTRIES INC		27,955	
7. OAK RIDGE ASSOCIATED UNIVERSITIES	97,962	7. TENNESSEE APPAREL CORP		26,656	
8. BRITISH NUCLEAR FUELS PLC	43,315	8. SVERDRUP CORPORATION THE		26,228	
9. AMERISOURCE HEALTH CORPORATION	37,214	9. ALLIANT TECHSYSTEMS INC		20,519	
10. CBS CORPORATION	35,119	10. CAMEL MANUFACTURING CO INC		14,959	

FEDERAL PROCUREMENT DATA SYSTEM
 FEDERAL PROCUREMENT DOLLARS BY STATE
 Fiscal Year 1999 Through Fourth Quarter

TEXAS

Population 19,439,337

Total Procurement By Place of Performance 13,640,390

Per Capita Procurement 702

Rank Per Capita 16

Last Year 19

TOP FIVE COUNTIES					
NAME OF COUNTIES	CIVILIAN AGENCIES		DEPT OF DEFENSE		TOTAL (000)
	SMALL DIS-ADVANTAGED (000)	OTHER (000)	SMALL DIS-ADVANTAGED (000)	OTHER (000)	
1. FORT BEND	63,131	3,768,932	10,471	213,554	4,056,088
2. TARRANT	-12,663	93,697	13,448	2,041,974	2,136,456
3. DALLASBEXAR (COUNTY)	31,699	198,552	11,401	1,528,433	1,770,085
4. BEXAR	37,588	190,997	210,200	940,577	1,379,362
5. BURNET	8,227	101,160	3,061	176,944	289,392
TOP FIVE AGENCIES WITH PLACE OF PERFORMANCE IN THIS STATE (000)					
1. DEFENSE, DEPARTMENT OF					8,298,382
2. NATIONAL AERONAUTICS AND SPACE ADMINISTRATION					3,510,298
3. AGRICULTURE, DEPARTMENT OF					365,698
4. GENERAL SERVICES ADMINISTRATION					329,506
5. ENERGY, DEPARTMENT OF					275,341
TOP FIVE CONTRACTING OFFICES LOCATED IN THIS STATE (000)					
NASA, JOHNSON SPACE CENTER, HOUSTON					3,718,273
USAF, ALC/LPK, KELLY AFB					1,071,087
DOD, DEFENSE COMMISSARY AGENCY, KELLY AFB					410,972
USAF, HSC/PKV, BROOKS AFB					335,945
USAF, ALC/LDK, KELLY AFB					335,410
TYPE OF PRODUCT OR SERVICE	SMALL BUSINESS (000)	LARGE BUSINESS (000)	STATE & LOCAL GOV'T (000)	NON-PROFIT & OTHER (000)	TOTAL (000)
CONSTRUCTION	326,896	309,974	136	2,261	639,267
R & D	148,265	1,673,988	17,211	100,463	1,939,927
SERVICES	684,693	4,515,770	41,513	279,251	5,521,227
SUPPLIES & EQUIPMENT	610,743	3,996,165	1,170	931,891	5,539,969
TOTAL	1,770,597	10,495,897	60,030	1,313,866	13,640,390
TOP CONTRACTORS PERFORMING IN THIS STATE					
CIVILIAN AGENCIES CONTRACTORS	DOLLARS (000)	DEPARTMENT OF DEFENSE CONTRACTORS		DOLLARS (000)	
1. UNITED SPACE ALLIANCE LLC	1,464,996	1. LOCKHEED MARTIN CORPORATION		2,212,042	
2. BOEING COMPANY THE INC	1,093,180	2. RAYTHEON COMPANY INC		909,613	
3. LOCKHEED MARTIN CORPORATION	510,912	3. TEXTRON INC		412,144	
4. MASON COMPANY THE (INC) (DEL)	237,132	4. T I/MARTIN JAVELIN JOINT VENTU		403,822	
5. CARGILL INCORPORATED	127,963	5. STEWART & STEVENSON SERVICES		325,684	
6. DELL COMPUTER CORPORATION	96,430	6. BOEING COMPANY THE INC		265,582	
7. RAYTHEON COMPANY INC	85,162	7. DELL COMPUTER CORPORATION		216,108	
8. AFFILIATED COMPUTER SERVICES	70,092	8. EQUILON ENTERPRISES LLC		198,760	
9. CONAGRA INC	59,554	9. DYNCORP		185,975	
10. DUKE ENERGY CORPORATION	59,068	10. TEXAS INSTRUMENTS INCORP		176,964	

FEDERAL PROCUREMENT DATA SYSTEM
 FEDERAL PROCUREMENT DOLLARS BY STATE
 Fiscal Year 1999 Through Fourth Quarter

UTAH

Population 2,059,148

Total Procurement By Place of Performance 1,186,584

Per Capita Procurement 576

Rank Per Capita 21

Last Year 23

TOP FIVE COUNTIES					
NAME OF COUNTIES	CIVILIAN AGENCIES		DEPT OF DEFENSE		TOTAL (000)
	SMALL DIS-ADVANTAGED (000)	OTHER (000)	SMALL DIS-ADVANTAGED (000)	OTHER (000)	
1. BOX ELDER	423	395,145	0	22,572	418,140
2. SALT LAKE	6,143	46,971	3,538	256,341	312,993
3. DAVIS	2,196	27,956	19,698	139,254	189,104
4. CARBON	0	62,470	0	0	62,470
5. WEBER	2,425	35,264	3,536	19,420	60,645
TOP FIVE AGENCIES WITH PLACE OF PERFORMANCE IN THIS STATE (000)					
1. DEFENSE, DEPARTMENT OF					545,459
2. NATIONAL AERONAUTICS AND SPACE ADMINISTRATION					399,737
3. TENNESSEE VALLEY AUTHORITY					72,795
4. TREASURY, DEPARTMENT OF THE					32,971
5. LABOR, DEPARTMENT OF					27,394
TOP FIVE CONTRACTING OFFICES LOCATED IN THIS STATE (000)					
USAF, ALC/LIK, HILL AFB					503,576
USAF, ALC/LMK, HILL AFB					478,576
USAF, ALC/LAK, HILL AFB					413,405
USAF, ALC/PKO, HILL AFB					132,723
USAF, ALC/PK, HILL AFB					109,984
TYPE OF PRODUCT OR SERVICE	SMALL BUSINESS (000)	LARGE BUSINESS (000)	STATE & LOCAL GOV'T (000)	NON-PROFIT & OTHER (000)	TOTAL (000)
CONSTRUCTION	61,977	24,159	0	40	86,176
R & D	10,707	54,954	15,290	21,697	102,648
SERVICES	82,745	124,558	4,342	15,255	226,900
SUPPLIES & EQUIPMENT	62,806	666,734	613	40,707	770,860
TOTAL	218,235	870,405	20,245	77,699	1,186,584
TOP CONTRACTORS PERFORMING IN THIS STATE					
CIVILIAN AGENCIES CONTRACTORS	DOLLARS (000)	DEPARTMENT OF DEFENSE CONTRACTORS	DOLLARS (000)		
1. CORDANT TECHNOLOGIES INC	394,366	1. L-3 COMMUNICATIONS HOLDING INC	124,885		
2. UNION PACIFIC CORPORATION	74,437	2. WESTEST ENGINEERING CORP	34,482		
3. MANAGEMENT AND TRAINING CORP	25,931	3. CORDANT TECHNOLOGIES INC	22,575		
4. INTELLISYS TECHNOLOGY CORP	25,931	4. MOOG INC	21,837		
5. UNIVERSITY OF UTAH INC	12,333	5. UTAH STATE UNIVERSITY INC	20,429		
6. ENVIROCARE OF UTAH INC	11,552	6. LITTON INDUSTRIES INC	17,879		
7. ANDALEX RESOURCES SA	10,019	7. EVANS & SUTHERLAND COMPUTER	16,334		
8. UTAH STATE UNIVERSITY INC	4,267	8. CHEVRON CORPORATION	15,310		
9. 2222 WEST LLC	2,324	9. IT GROUP INC THE	12,807		
10. JESOCO INC	2,322	10. ALLIANT TECHSYSTEMS INC	12,783		

FEDERAL PROCUREMENT DATA SYSTEM
 FEDERAL PROCUREMENT DOLLARS BY STATE
 Fiscal Year 1999 Through Fourth Quarter

VERMONT

Population 588,978

Total Procurement By Place of Performance 238,890

Per Capita Procurement 406

Rank Per Capita 31

Last Year 48

TOP FIVE COUNTIES					
NAME OF COUNTIES	CIVILIAN AGENCIES		DEPT OF DEFENSE		TOTAL (000)
	SMALL DIS-ADVANTAGED (000)	OTHER (000)	SMALL DIS-ADVANTAGED (000)	OTHER (000)	
1. CHITTENDEN	57	5,978	311	193,235	199,581
2. ADDISON	0	7,051	0	4,290	11,341
3. FRANKLIN	315	2,383	45	4,579	7,322
4. BENNINGTON	0	115	0	6,311	6,426
5. WINDSOR	644	3,592	0	1,703	5,939
TOP FIVE AGENCIES WITH PLACE OF PERFORMANCE IN THIS STATE (000)					
1. DEFENSE, DEPARTMENT OF					213,602
2. GENERAL SERVICES ADMINISTRATION					6,762
3. LABOR, DEPARTMENT OF					6,318
4. VETERANS AFFAIRS, DEPARTMENT OF					3,629
5. AGRICULTURE, DEPARTMENT OF					2,370
TOP FIVE CONTRACTING OFFICES LOCATED IN THIS STATE (000)					
JUSTICE, IMMIGRATION & NATURAL SERVICE, BURLINGTON					34,540
ARMY, USPFO FOR VERMONT, COLCHESTER					5,602
VA MEDICAL/RO, WHITE RIVER JUNCTION					4,300
AGRICULTURE, SOIL & CONSERV SERVICE, WINOOSKI					1,941
GSA, PUBLIC BUILDINGS SERVICE, BURLINGTON					20
TYPE OF PRODUCT OR SERVICE	SMALL BUSINESS (000)	LARGE BUSINESS (000)	STATE & LOCAL GOV'T (000)	NON-PROFIT & OTHER (000)	TOTAL (000)
CONSTRUCTION	8,640	4,975	0	0	13,615
R & D	1,815	35,939	260	0	38,014
SERVICES	13,403	12,625	895	1,276	28,199
SUPPLIES & EQUIPMENT	7,296	149,442	33	2,291	159,062
TOTAL	31,154	202,981	1,188	3,567	238,890
TOP CONTRACTORS PERFORMING IN THIS STATE					
CIVILIAN AGENCIES CONTRACTORS	DOLLARS (000)	DEPARTMENT OF DEFENSE CONTRACTORS		DOLLARS (000)	
1. CAREER SYSTEMS DEVELOPMENT	5,936	1. GENERAL DYNAMICS CORPORATION		177,736	
2. PIZZAGALLI PROPERTIES LLC	1,064	2. PROBLEM-KNOWLEDGE COUPLER		7,019	
3. SO BURLINGTON INS PARTNERSHIP	928	3. STONE & WEBSTER INCORPORATED		4,371	
4. MALE C T ASSOCIATES PC INC	836	4. RAYTHEON COMPANY INC		4,292	
5. RIS PAPER INC	814	5. GOODRICH B F COMPANY THE INC		4,290	
6. QUANTECH INC	782	6. NECCO INC		3,986	
7. GREEN MOUNTAIN POWER CORP	756	7. ARINC INCORPORATED		1,315	
8. WHITNEY BLAKE COMPANY	703	8. GOLDMAN FINANCIAL GROUP INC		962	
9. VERMONT STATE OF	693	9. GAGE APPLIED SCIENCES (U S) INC		929	
10. VERMONT MECHANICAL INC	658	10. KARL SUSS AMERICA INC		776	

FEDERAL PROCUREMENT DATA SYSTEM
 FEDERAL PROCUREMENT DOLLARS BY STATE
 Fiscal Year 1999 Through Fourth Quarter

VIRGINIA

Population 6,733,966

Total Procurement By Place of Performance 18,637,542

Per Capita Procurement 2,768

Rank Per Capita 2

Last Year 2

TOP FIVE COUNTIES					
NAME OF COUNTIES	CIVILIAN AGENCIES		DEPT OF DEFENSE		TOTAL (000)
	SMALL DIS-ADVANTAGED (000)	OTHER (000)	SMALL DIS-ADVANTAGED (000)	OTHER (000)	
1. FAIRFAX	217,681	2,273,241	224,611	3,634,275	6,349,808
2. ARLINGTON	134,422	721,091	137,853	1,381,663	2,375,029
3. FAIRFAX CITY	151,804	823,785	149,124	566,352	1,691,065
4. NORFOLK CITY	8,215	129,227	268,394	1,065,672	1,471,508
5. ALEXANDRIA CITY	67,405	149,981	110,967	788,764	1,117,117
TOP FIVE AGENCIES WITH PLACE OF PERFORMANCE IN THIS STATE (000)					
1. DEFENSE, DEPARTMENT OF					12,338,824
2. GENERAL SERVICES ADMINISTRATION					1,830,015
3. JUSTICE, DEPARTMENT OF					694,014
4. ENERGY, DEPARTMENT OF					593,888
5. TREASURY, DEPARTMENT OF THE					499,440
TOP FIVE CONTRACTING OFFICES LOCATED IN THIS STATE (000)					
DOD, DEFENSE LOGISTICS AGENCY, FORT BELVOIR					2,968,982
NAVY, AIR SYSTEMS COMMAND, CRYSTAL CITY					1,842,653
NAVY, STRATEGIC SYSTEMS COMMAND, ARLINGTON					1,363,679
DOD, DEFENSE LOGISTICS AGENCY, RICHMOND					1,054,686
NAVY, AIR SYSTEMS COMMAND, CRYSTAL CITY					852,342
TYPE OF PRODUCT OR SERVICE	SMALL BUSINESS (000)	LARGE BUSINESS (000)	STATE & LOCAL GOV'T (000)	NON-PROFIT & OTHER (000)	TOTAL (000)
CONSTRUCTION	283,226	830,356	837	3,690	1,118,109
R & D	592,982	1,112,674	4,881	480,202	2,190,739
SERVICES	3,221,897	7,782,243	11,312	295,857	11,311,309
SUPPLIES & EQUIPMENT	1,301,387	2,641,167	199	74,632	4,017,385
TOTAL	5,399,492	12,366,440	17,229	854,381	18,637,542
TOP CONTRACTORS PERFORMING IN THIS STATE					
CIVILIAN AGENCIES CONTRACTORS	DOLLARS (000)	DEPARTMENT OF DEFENSE CONTRACTORS		DOLLARS (000)	
1. AT&T CORP	496,747	1. SCIENCE APPLICATIONS INTL CORP		570,953	
2. TRW INC	412,742	2. NEWPORT NEWS SHIPBUILDING INC		512,287	
3. ELECTRONIC DATA SYSTEMS CORP	200,484	3. LOCKHEED MARTIN CORPORATION		447,264	
4. BOOZ ALLEN & HAMILTON INC	187,959	4. RAYTHEON COMPANY INC		345,755	
5. SCIENCE APPLICATIONS INTL CORP	187,426	5. WORLDCORP INC		322,778	
6. TBI BEHEER BV	169,609	6. LITTON INDUSTRIES INC		321,103	
7. MCDERMOTT INTERNATIONAL INC	160,854	7. COMPUTER SCIENCES CORPORATION		269,182	
8. COMPUTER SCIENCES CORPORATION	138,772	8. BOOZ ALLEN & HAMILTON INC		210,299	
9. NORTHROP GRUMMAN CORPORATION	130,786	9. GOVERNMENT TECHNOLOGY SERV		205,877	
10. UNISYS CORPORATION	129,629	10. MITRE CORPORATION THE		197,812	

FEDERAL PROCUREMENT DATA SYSTEM
 FEDERAL PROCUREMENT DOLLARS BY STATE
 Fiscal Year 1999 Through Fourth Quarter

WASHINGTON

Population 5,610,362

Total Procurement By Place of Performance 4,352,012

Per Capita Procurement 776

Rank Per Capita 14

Last Year 12

TOP FIVE COUNTIES					
NAME OF COUNTIES	CIVILIAN AGENCIES		DEPT OF DEFENSE		TOTAL (000)
	SMALL DIS-ADVANTAGED (000)	OTHER (000)	SMALL DIS-ADVANTAGED (000)	OTHER (000)	
1. KING	6,619	282,006	14,284	1,372,343	1,675,252
2. BENTON	8,090	1,431,933	150	16,474	1,456,647
3. KITSAP	289	15,794	10,002	200,941	227,026
4. PIERCE	258	25,116	35,136	163,024	223,534
5. SNOHOMISH	72	20,527	309	125,340	146,248
TOP FIVE AGENCIES WITH PLACE OF PERFORMANCE IN THIS STATE (000)					
1. DEFENSE, DEPARTMENT OF					2,283,511
2. ENERGY, DEPARTMENT OF					1,427,447
3. AGRICULTURE, DEPARTMENT OF					157,994
4. HEALTH AND HUMAN SERVICES, DEPARTMENT OF					148,650
5. GENERAL SERVICES ADMINISTRATION					70,796
TOP FIVE CONTRACTING OFFICES LOCATED IN THIS STATE (000)					
ENERGY, RICHLAND OPERATIONS OFFICE					1,429,427
NAVY, FACILITIES ENGINEERING F O, POULSBO					207,892
ARMY, ENGINEER DISTRICT, SEATTLE					175,307
NAVY, FLEET & INDUSTRIAL SUPPLY CENTER, BREMERTON					123,632
NAVY, SHIPBUILDING CONVERSION, EVERETT					79,543
TYPE OF PRODUCT OR SERVICE	SMALL BUSINESS (000)	LARGE BUSINESS (000)	STATE & LOCAL GOV'T (000)	NON-PROFIT & OTHER (000)	TOTAL (000)
CONSTRUCTION	179,591	191,591	0	0	371,182
R & D	33,267	801,377	14,201	51,967	900,812
SERVICES	260,575	1,889,016	44,569	105,378	2,299,538
SUPPLIES & EQUIPMENT	130,549	466,102	906	182,923	780,480
TOTAL	603,982	3,348,086	59,676	340,268	4,352,012
TOP CONTRACTORS PERFORMING IN THIS STATE					
CIVILIAN AGENCIES CONTRACTORS	DOLLARS (000)	DEPARTMENT OF DEFENSE CONTRACTORS		DOLLARS (000)	
1. FLUOR CORPORATION	833,675	1. BOEING COMPANY THE INC		1,035,852	
2. BATTELLE MEMORIAL INSTITUTE INC	382,322	2. ATLANTIC RICHFIELD COMPANY INC		123,359	
3. BECHTEL GROUP INC	126,332	3. TODD SHIPYARDS CORPORATION		65,310	
4. UNITED HARVEST LLC	67,298	4. RAYTHEON COMPANY INC		63,381	
5. BRITISH NUCLEAR FUELS PLC	50,000	5. PACIFIC MEDICAL CENTER INC		63,297	
6. BOEING COMPANY THE INC	49,585	6. JOHNSON CONTROLS INC		49,492	
7. HUTCHINSON FRED CANCER RESEARC	33,265	7. ALLIEDSIGNAL INC		36,148	
8. URS CORPORATION	25,062	8. HARPER/NIELSON-DILLINGHAM BUILD		23,801	
9. WASHINGTON UNIVERSITY OF INC	17,591	9. CHUGACH ALASKA CORPORATION		20,306	
10. LOCKHEED MARTIN CORPORATION	15,568	10. STRAND HUNT CONSTRUCTION INC		19,494	

FEDERAL PROCUREMENT DATA SYSTEM
 FEDERAL PROCUREMENT DOLLARS BY STATE
 Fiscal Year 1999 Through Fourth Quarter

WEST VIRGINIA

Population 1,815,787

Total Procurement By Place of Performance 533,272

Per Capita Procurement 294

Rank Per Capita 42

Last Year 46

TOP FIVE COUNTIES					
NAME OF COUNTIES	CIVILIAN AGENCIES		DEPT OF DEFENSE		TOTAL (000)
	SMALL DIS-ADVANTAGED (000)	OTHER (000)	SMALL DIS-ADVANTAGED (000)	OTHER (000)	
1. GILMER	0	96,507	0	0	96,507
2. BERKELEY	21,537	52,059	43	2,078	75,717
3. MONONGALIA	4,339	53,639	2,094	1,187	61,259
4. MARION	2,081	22,294	4,210	18,569	47,154
5. HAMPSHIRE	0	35,253	0	86	35,339
TOP FIVE AGENCIES WITH PLACE OF PERFORMANCE IN THIS STATE (000)					
1. JUSTICE, DEPARTMENT OF					112,996
2. DEFENSE, DEPARTMENT OF					101,389
3. TREASURY, DEPARTMENT OF THE					89,606
4. AGRICULTURE, DEPARTMENT OF					47,491
5. ENERGY, DEPARTMENT OF					47,300
TOP FIVE CONTRACTING OFFICES LOCATED IN THIS STATE (000)					
ARMY, ENGINEER DISTRICT (CIVIL), HUNTINGTON					85,698
TREASURY, BUREAU OF PUBLIC DEPT, PARKERSBURG					78,678
ENERGY, MORGANTOWN ENERGY TECHNOLOGY CENTER					31,322
AGRICULTURE, SOIL & CONSERVATION SVC, MORGANTOWN					28,022
TREASURY, BUREAU OF PUBLIC DEPT, PARKERSBURG					16,956
TYPE OF PRODUCT OR SERVICE	SMALL BUSINESS (000)	LARGE BUSINESS (000)	STATE & LOCAL GOV'T (000)	NON-PROFIT & OTHER (000)	TOTAL (000)
CONSTRUCTION	36,047	182,074	0	0	218,121
R & D	8,667	909	0	5,848	15,424
SERVICES	70,314	112,730	4,090	17,295	204,429
SUPPLIES & EQUIPMENT	39,514	55,391	104	289	95,298
TOTAL	154,542	351,104	4,194	23,432	533,272
TOP CONTRACTORS PERFORMING IN THIS STATE					
CIVILIAN AGENCIES CONTRACTORS	DOLLARS (000)	DEPARTMENT OF DEFENSE CONTRACTORS		DOLLARS (000)	
1. BELL CORP OF ROCHESTER	96,507	1. ALLIANT TECHSYSTEMS INC		12,971	
2. SICPA HOLDING SA	35,253	2. PORT AMHERST LTD		9,873	
3. PERKIN-ELMER CORPORATION THE	20,015	3. ELECTRONIC WARFARE ASSOCIATES		8,857	
4. AVERSTAR INC	19,907	4. BILFINGER + BERGER BAUKTIENGE		6,710	
5. UNISYS CORPORATION	18,708	5. MANTECH INTERNATIONAL CORP		6,157	
6. BARNARD CONSTRUCTION COMPANY	16,594	6. CENTEX CORPORATION		5,547	
7. SMITH CARL E INC	12,485	7. VIRTEXCO CORPORATION		3,571	
8. C C I CONSTRUCTION CO INC	12,382	8. AL JOHNSON-MASSMAN CONSTR		3,526	
9. FUENTEZ SYSTEMS CONCEPTS INC	11,965	9. ALLIEDSIGNAL CORPORATION		3,416	
10. VION CORPORATION	11,679	10. AZIMUTH INC		2,823	

FEDERAL PROCUREMENT DATA SYSTEM
 FEDERAL PROCUREMENT DOLLARS BY STATE
 Fiscal Year 1999 Through Fourth Quarter

WISCONSIN

Population 5,169,677

Total Procurement By Place of Performance 1,183,730

Per Capita Procurement 229

Rank Per Capita 46

Last Year 47

TOP FIVE COUNTIES					
NAME OF COUNTIES	CIVILIAN AGENCIES		DEPT OF DEFENSE		TOTAL (000)
	SMALL DIS-ADVANTAGED (000)	OTHER (000)	SMALL DIS-ADVANTAGED (000)	OTHER (000)	
1. WINNEBAGO	0	8,095	0	232,671	240,766
2. MILWAUKEE	8,137	102,417	2,203	64,248	177,005
3. WAUKESHA	119	46,801	1,553	58,074	106,547
4. BROWN	0	96,525	56	8,260	104,841
5. ROCK	0	1,089	45	63,150	64,284
TOP FIVE AGENCIES WITH PLACE OF PERFORMANCE IN THIS STATE (000)					
1. DEFENSE, DEPARTMENT OF					637,960
2. AGRICULTURE, DEPARTMENT OF					186,826
3. JUSTICE, DEPARTMENT OF					100,287
4. TRANSPORTATION, DEPARTMENT OF					61,929
5. VETERANS AFFAIRS, DEPARTMENT OF					59,980
TOP FIVE CONTRACTING OFFICES LOCATED IN THIS STATE (000)					
VA, GREAT LAKES CONTRACT SERVICE CTR, MILWAJKEE					95,365
TRANSPORTATION, COAST GUARD, MARINETTE					58,245
ARMY, DIRECTORATE OF CONTRACTING, FORT MCCOY					18,500
ARMY, USPFO FOR WISCONSIN, CAMP DOUGLAS					18,428
AGRICULTURE, FOREST SERVICE, RHINELANDER					5,205
TYPE OF PRODUCT OR SERVICE	SMALL BUSINESS (000)	LARGE BUSINESS (000)	STATE & LOCAL GOV'T (000)	NON-PROFIT & OTHER (000)	TOTAL (000)
CONSTRUCTION	42,214	17,967	2,033	147	62,361
R & D	9,774	3,288	5,062	14,759	32,883
SERVICES	23,926	103,054	31,142	8,946	167,068
SUPPLIES & EQUIPMENT	212,834	647,722	402	60,460	921,418
TOTAL	288,748	772,031	38,639	84,312	1,183,730
TOP CONTRACTORS PERFORMING IN THIS STATE					
CIVILIAN AGENCIES CONTRACTORS	DOLLARS (000)	DEPARTMENT OF DEFENSE CONTRACTORS		DOLLARS (000)	
1. KRUEGER INTERNATIONAL INC	60,221	1. OSHKOSH TRUCK CORPORATION		200,891	
2. MMC ACQUISITION CO (INC)	56,358	2. GENERAL ELECTRIC COMPANY INC		54,636	
3. CONAGRA INC	41,637	3. ALLIANT TECHSYSTEMS INC		54,506	
4. GENERAL ELECTRIC COMPANY INC	26,965	4. KIMBERLY-CLARK CORPORATION		30,999	
5. NORTH CENTRAL AMPI INC	26,068	5. PHILIP MORRIS COMPANIES INC		25,001	
6. PRO-FAC COOPERATIVE INC	23,552	6. O R C INDUSTRIES INC		20,487	
7. CH2M HILL COMPANIES LTD (INC)	23,143	7. REINHART INSTITUTIONAL FOODS		19,992	
8. DIDION MILLING INC	21,394	8. OMNIQUIP INTERNATIONAL INC		17,740	
9. AKAL SECURITY INC	17,640	9. OCENCO INCORPORATED		15,853	
10. UNIVERSITY OF WISCONSIN SYSTEM	14,346	10. ITT INDUSTRIES INC		12,419	

FEDERAL PROCUREMENT DATA SYSTEM
 FEDERAL PROCUREMENT DOLLARS BY STATE
 Fiscal Year 1999 Through Fourth Quarter

WYOMING

Population 479,743

Total Procurement By Place of Performance 176,766

Per Capita Procurement 368

Rank Per Capita 32

Last Year 39

TOP FIVE COUNTIES					
NAME OF COUNTIES	CIVILIAN AGENCIES		DEPT OF DEFENSE		TOTAL (000)
	SMALL DIS-ADVANTAGED (000)	OTHER (000)	SMALL DIS-ADVANTAGED (000)	OTHER (000)	
1. LARAMIE	3,240	5,325	10,334	31,882	50,781
2. CARBON	92	31,587	0	10,588	42,267
3. CAMPBELL	0	30,348	0	0	30,348
4. PARK	2,505	13,866	0	0	16,371
5. WESTON	67	246	0	6,825	7,138
TOP FIVE AGENCIES WITH PLACE OF PERFORMANCE IN THIS STATE (000)					
1. DEFENSE, DEPARTMENT OF					62,073
2. TENNESSEE VALLEY AUTHORITY					60,438
3. TRANSPORTATION, DEPARTMENT OF					16,139
4. INTERIOR, DEPARTMENT OF THE					11,354
5. AGRICULTURE, DEPARTMENT OF					9,872
TOP FIVE CONTRACTING OFFICES LOCATED IN THIS STATE (000)					
USAF, 90TH CONS/LGC, F E WARREN AFB					29,231
VA MEDICAL/RO, CHEYENNE					4,624
INTERIOR, PARK SERVICE, YELLOWSTONE					2,881
INTERIOR, BUREAU OF LAND MANAGEMENT, CHEYENNE					2,054
VA MEDICAL CENTER, SHERIDAN					677
TYPE OF PRODUCT OR SERVICE	SMALL BUSINESS (000)	LARGE BUSINESS (000)	STATE & LOCAL GOV'T (000)	NON-PROFIT & OTHER (000)	TOTAL (000)
CONSTRUCTION	31,161	17,914	0	0	49,075
R & D	209	27	151	2,819	3,206
SERVICES	23,269	8,692	3,120	4,586	39,667
SUPPLIES & EQUIPMENT	10,493	74,298	27	0	84,818
TOTAL	65,132	100,931	3,298	7,405	176,766
TOP CONTRACTORS PERFORMING IN THIS STATE					
CIVILIAN AGENCIES CONTRACTORS	DOLLARS (000)	DEPARTMENT OF DEFENSE CONTRACTORS	DOLLARS (000)		
1. BURLINGTON NORTHERN SANTA FE	30,262	1. SINCLAIR OIL CORPORATION	11,293		
2. UNION PACIFIC CORPORATION	30,176	2. HERMES CONSOLIDATED INC	6,825		
3. H-K CONTRACTORS INC	8,803	3. IT GROUP INC THE	5,529		
4. HAWKINS & POWERS AVIATION INC	4,141	4. GROWLING BEAR COMPANY INC	2,716		
5. GROWLING BEAR COMPANY INC	3,030	5. RAYTHEON COMPANY INC	2,513		
6. UNIVERSITY OF WYOMING	2,964	6. MONTGOMERY WATSON INC	2,114		
7. S & L INDUSTRIAL (INC)	2,515	7. RECCO INC	1,949		
8. NO. ARAPAHO BUSINESS COUNCIL	1,800	8. MECHANICAL SYSTEMS INC	1,636		
9. NEW AMERICAN HEALTHCARE CORP	1,800	9. DAMES & MOORE GROUP	1,435		
10. HARRIS BROTHERS CONSTRUCTION	1,697	10. CH2M HILL COMPANIES LTD (INC)	1,414		

SECTION III
AGENCY VIEWS

FEDERAL PROCUREMENT DATA SYSTEM
TOTAL FEDERAL SNAPSHOT REPORT - SF281
 Actions Reported Individually on SF281
 Fiscal Year 1999 Through Fourth Quarter

PART I - PRIME CONTRACTS							
	PROCUREMENT METHODS	Number of Actions (a)	NET DOLLARS AMOUNTS (000)				
			Small Business Concerns (b)	Large Business Concerns (c)	Domestic Outside U.S./ Foreign (d)	Other Entities (e)	Total Dollars (f)
NEW AWARDS AND MODIFICATIONS	1. Tariff or Regulated Acquisitions	434,657					181,221
	2. Contracts for Foreign Government or International Organization	46,400					118,570
	3. Simplified Acquisitions	3,830,091	4,172,532	1,485,621	487,442	183,539	6,329,134
	4. Delivery Orders - GSA Schedules Only	409,466	530,673	752,389	24,751	13,994	1,321,807
	5. Delivery Orders - Other Federal Schedules	385,486	174,933	309,546	4,936	12,242	501,657
	6. Delivery Orders - All Other	4,141,195	1,626,837	4,286,593	248,835	180,326	6,342,591
	7. Other Procurement Methods	735,599	316,218	276,448	103,956	140,338	836,960
	8. TOTAL NEW AWARDS AND MODIFICATIONS	9,982,894	6,821,193	7,110,597	869,920	530,439	15,631,940
COMPETITION	9. Competed	3,465,740	4,110,889	3,055,644	630,683	87,135	7,884,351
	10. Not Competed	601,606	867,296	624,207	94,944	94,721	1,681,168
	11. Not Available for Competition	5,915,548	1,843,008	3,430,746	144,293	348,583	5,766,630
MODIFICATIONS	12. TOTAL MODIFICATIONS (excluding line 3)	280,414					537,869

PART II - SELECTED SOCIOECONOMIC STATISTICS (includes both new awards and modifications)					
TYPE OF CONTRACTOR			PREFERENCE PROGRAMS		
CATEGORY	Number of Actions (a)	Total net Dollars (b)	CATEGORY	Number of Actions (a)	Total net Dollars (b)
Small Business	4,701,628	6,821,193	Small Business Set-Aside	1,448,013	2,740,403
Small Disadvantaged Business	284,974	538,915	Small Disadvantaged Business Set-Aside	21,282	118,990
Women-Owned Small Business	371,921	548,911	8 (a) Contract Award	49,369	186,125
JWOD Nonprofit Agency	53,182	137,715			
HBCU /MI	3,852	14,845			

TOTAL FEDERAL SNAPSHOT REPORT - SF279
 Actions Reported Individually on SF279
 Fiscal Year 1999 Through Fourth Quarter

	Actions	Dollars (000)
TOTAL	487,264	183,119,003
CICA APPLICABILITY		
Pre-CICA	3,546	4,921,192
CICA Awards	408,202	166,745,739
Simplified Acquisitions	49,717	2,276,611
Subject to Statute Other Than CICA	8,927	1,491,145
KIND OF CONTRACT ACTION		
Initial Letter Contract	1,192	1,142,879
Definitive Contract Superseding Letter	194	383,329
New Definitive Contract	41,075	29,360,447
Simplified Acquisitions	56,537	3,503,362
Order Under Single Award Indefinite Delivery Contract	141,049	25,110,070
Order Under BOA	25,565	6,495,264
Order /Mod Under GSA Schedule	46,292	8,131,564
Order /Mod Under Other Federal Schedule	1,866	289,620
Modifications	144,419	100,533,589
Order Under Multiple Awards Contract	28,046	8,415,358
Terminations	1,029	-246,479
SYNOPSIS OF PROCUREMENT PRIOR TO AWARD		
Synopsis Prior to Award	340,948	134,181,494
Not Synopsized Due to Urgency	11,374	3,281,965
Full and Open Competition - Comp Proposal	164,854	72,134,526

FEDERAL PROCUREMENT DATA SYSTEM
TOTAL FEDERAL SNAPSHOT REPORT - SF279
 Actions Reported Individually on SF279
 Fiscal Year 1999 Through Fourth Quarter

AUTHORITY FOR OTHER THAN FULL AND OPEN COMPETITION		Actions	Dollars (000)
	Only One Source	46,363	39,840,446
	- Follow-On Contract	2,800	6,258,629
	- Utilities (Regulated & Telecommunications)	2,250	579,020
	Unusual & Competing Urgency	5,966	3,782,236
	Mobilization /Essential R & D	4,405	6,967,877
	International Agreement	95	108,736
	Authorized by Statute	36,545	7,394,013
	Authorized Resale	2,460	900,323
	National Security	1,414	1,993,342
	Public Interest	688	2,908,101
EXTENT COMPETED			
	Competed	371,001	117,031,464
	Not Available For Competition	48,081	10,265,479
	Follow-on to Competed Action	3,651	7,217,849
	Not Competed	58,600	42,315,469
TYPE OF CONTRACT			
	Fixed Price	384,154	99,231,602
	Cost Reimbursement	71,384	70,644,094
	Time and Material	19,557	5,659,808
	Labor Hour	6,238	1,294,757
TYPE OF CONTRACTOR			
	Small Disadvantaged Business	59,612	11,437,288
	Other Small Business	153,246	22,879,098
	Large Business	226,262	122,015,303
	JWOD Nonprofit Agency	3,101	620,071
	Education, Nonprofit & HBCU/MI	13,015	8,310,829
	State & Local Government	5,679	4,530,263
	Foreign Contractor	17,963	4,963,223
	Domestic Contractor Performing Outside US	2,455	2,074,186
WOMEN-OWNED BUSINESS			
	Small	23,893	3,671,470
	Other	771	166,193
PREFERENCE PROGRAMS			
	Directed JWOD	1,942	273,185
	8 (a) Program	32,030	6,026,717
	Small Disadvantaged Business Set-Aside	2,227	442,520
	Small Business Set-Aside	55,802	8,247,633
	Buy Indian /Self Determination Act	2,400	768,640
	No Preference Program or Not Listed	386,933	161,071,920
COMMERCIAL ITEM ACQUISITION		111,640	24,061,699
SUBJECT TO LABOR STATUES			
	Walsh Healy Act	117,475	48,154,807
	Service Contract Act	93,498	31,319,672
	Davis Bacon Act	43,858	12,581,283
	Not Subject to Above Acts	226,502	84,774,499
PRODUCT OR SERVICE			
	Supplies & Equipment	141,306	57,859,603
	ADP Equipment, Purchase and Lease	36,247	6,416,191
	Research & Development	33,698	24,513,862
	Construction	53,268	16,032,444
	Architect & Engineering	18,276	1,724,576
	Real Property, Purchase & Lease, or Maintenance	10,159	766,483
	ADP Services (includes Installation & Maintenance)	38,732	11,818,888
	Other Services	155,578	63,986,956

FEDERAL PROCUREMENT DATA SYSTEM
Executive Office of the President
Actions Reported Individually on SF281
Fiscal Year 1999 Through Fourth Quarter

PART I - PRIME CONTRACTS							
	PROCUREMENT METHODS	Number of Actions (a)	NET DOLLARS AMOUNTS (000)				Total Dollars (f)
			Small Business Concerns (b)	Large Business Concerns (c)	Domestic Outside U.S./ Foreign (d)	Other Entities (e)	
NEW AWARDS AND MODIFICATIONS	1. Tariff or Regulated Acquisitions	0					0
	2. Contracts for Foreign Government or International Organization	0					0
	3. Simplified Acquisitions	4,978	3,652	1,360	0	17	5,029
	4. Delivery Orders - GSA Schedules Only	263	1,103	697	0	0	1,800
	5. Delivery Orders - Other Federal Schedules	0	0	0	0	0	0
	6. Delivery Orders - All Other	4	0	42	0	0	42
	7. Other Procurement Methods	4	16	7	0	0	23
	8. TOTAL NEW AWARDS AND MODIFICATIONS	5,249	4,771	2,106	0	17	6,894
COMPETITION	9. Competed	4,111	2,442	620	0	0	3,062
	10. Not Competed	732	1,464	671	0	16	2,151
	11. Not Available for Competition	406	865	815	0	1	1,681
MODIFICATIONS	12. TOTAL MODIFICATIONS (excluding line 3)	0					0

PART II - SELECTED SOCIOECONOMIC STATISTICS (includes both new awards and modifications)					
TYPE OF CONTRACTOR			PREFERENCE PROGRAMS		
CATEGORY	Number of Actions (a)	Total net Dollars (b)	CATEGORY	Number of Actions (a)	Total net Dollars (b)
Small Business	4,052	4,771	Small Business Set-Aside	4,052	3,645
Small Disadvantaged Business	58	341	Small Disadvantaged Business Set-Aside	6	10
Women-Owned Small Business	214	866	8 (a) Contract Award	0	0
JWOD Nonprofit Agency	0	0			
HBCU /MI	0	0			

Executive Office of the President
Actions Reported Individually on SF279
Fiscal Year 1999 Through Fourth Quarter

	Actions	Dollars (000)
TOTAL	206	32,159
CICA APPLICABILITY		
Pre-CICA	0	0
CICA Awards	191	31,093
Simplified Acquisitions	15	1,066
Subject to Statute Other Than CICA	0	0
KIND OF CONTRACT ACTION		
Initial Letter Contract	0	0
Definitive Contract Superseding Letter	0	0
New Definitive Contract	5	1,633
Simplified Acquisitions	14	1,055
Order Under Single Award Indefinite Delivery Contract	0	0
Order Under BOA	2	67
Order /Mod Under GSA Schedule	82	11,163
Order /Mod Under Other Federal Schedule	0	0
Modifications	101	18,174
Order Under Multiple Awards Contract	2	67
Terminations	0	0
SYNOPSIS OF PROCUREMENT PRIOR TO AWARD		
Synopsis Prior to Award	126	22,438
Not Synopsized Due to Urgency	4	819
Not Synopsized For Other Reasons	76	8,902

FEDERAL PROCUREMENT DATA SYSTEM
Executive Office of the President
 Actions Reported Individually on SF279
 Fiscal Year 1999 Through Fourth Quarter

AUTHORITY FOR OTHER THAN FULL AND OPEN COMPETITION		Actions	Dollars (000)
	Only One Source	7	727
	- Follow-On Contract	1	281
	- Utilities (Regulated & Telecommunications)	0	0
	Unusual & Competing Urgency	8	2,731
	Mobilization /Essential R & D	0	0
	International Agreement	0	0
	Authorized by Statute	24	4,482
	Authorized Resale	0	0
	National Security	0	0
	Public Interest	0	0
EXTENT COMPETED			
	Completed	165	26,078
	Not Available For Competition	25	4,454
	Follow-on to Competed Action	0	0
	Not Completed	16	1,627
TYPE OF CONTRACT			
	Fixed Price	117	15,484
	Cost Reimbursement	20	8,746
	Time and Material	48	3,285
	Labor Hour	21	4,644
TYPE OF CONTRACTOR			
	Small Disadvantaged Business	82	9,740
	Other Small Business	44	6,071
	Large Business	79	16,148
	JWOD Nonprofit Agency	0	0
	Education, Nonprofit & HBCU/MI	1	200
	State & Local Government	0	0
	Foreign Contractor	0	0
	Domestic Contractor Performing Outside US	0	0
WOMEN-OWNED BUSINESS			
	Small	7	1,691
	Other	0	0
PREFERENCE PROGRAMS			
	Directed JWOD	0	0
	8 (a) Program	55	4,643
	Small Disadvantaged Business Set-Aside	0	0
	Small Business Set-Aside	11	1,783
	Buy Indian /Self Determination Act	1	31
	No Preference Program or Not Listed	139	25,702
COMMERCIAL ITEM ACQUISITION		62	8,493
SUBJECT TO LABOR STATUES			
	Walsh Healy Act	57	7,214
	Service Contract Act	84	16,340
	Davis Bacon Act	0	0
	Not Subject to Above Acts	65	8,605
PRODUCT OR SERVICE			
	Supplies & Equipment	14	2,628
	ADP Equipment, Purchase and Lease	48	6,911
	Research & Development	0	0
	Construction	0	0
	Architect & Engineering	1	242
	Real Property, Purchase & Lease, or Maintenance	0	0
	ADP Services (includes Installation & Maintenance)	125	18,886
	Other Services	18	3,492

FEDERAL PROCUREMENT DATA SYSTEM
Department of Agriculture
Actions Reported Individually on SF281
Fiscal Year 1999 Through Fourth Quarter

PART I - PRIME CONTRACTS							
	PROCUREMENT METHODS	Number of Actions (a)	NET DOLLARS AMOUNTS (000)				
			Small Business Concerns (b)	Large Business Concerns (c)	Domestic Outside U.S./ Foreign (d)	Other Entities (e)	Total Dollars (f)
NEW AWARDS AND MODIFICATIONS	1. Tariff or Regulated Acquisitions	373,266					86,875
	2. Contracts for Foreign Government or International Organization	20					96
	3. Simplified Acquisitions	186,600	180,281	28,654	2,246	6,177	217,358
	4. Delivery Orders - GSA Schedules Only	49,480	19,798	30,047	298	40	50,183
	5. Delivery Orders - Other Federal Schedules	1,870	1,860	1,874	1,033	132	4,899
	6. Delivery Orders - All Other	6,691	4,404	1,704	60	409	6,577
	7. Other Procurement Methods	9,166	5,416	1,866	131	6,226	13,639
	8. TOTAL NEW AWARDS AND MODIFICATIONS	627,093	211,759	64,145	3,768	12,984	379,627
COMPETITION	9. Competed	134,497	150,655	46,741	2,241	3,347	202,984
	10. Not Competed	56,351	35,166	10,916	1,110	3,017	50,209
	11. Not Available for Competition	436,245	25,938	6,488	417	6,620	39,463
MODIFICATIONS	12. TOTAL MODIFICATIONS (excluding line 3)	8,308					-2,040

PART II - SELECTED SOCIOECONOMIC STATISTICS (includes both new awards and modifications)					
TYPE OF CONTRACTOR			PREFERENCE PROGRAMS		
CATEGORY	Number of Actions (a)	Total net Dollars (b)	CATEGORY	Number of Actions (a)	Total net Dollars (b)
Small Business	198,575	211,759	Small Business Set-Aside	88,153	39,336
Small Disadvantaged Business	4,828	7,603	Small Disadvantaged Business Set-Aside	2,057	5,313
Women-Owned Small Business	8,869	44,358	8 (a) Contract Award	243	1,207
JWOD Nonprofit Agency	457	525			
HBCU /MI	29	277			

Department of Agriculture
Actions Reported Individually on SF279
Fiscal Year 1999 Through Fourth Quarter

	Actions	Dollars (000)
TOTAL	17,497	3,154,433
CICA APPLICABILITY		
Pre-CICA	19	1,514
CICA Awards	14,539	2,835,069
Simplified Acquisitions	2,156	61,683
Subject to Statute Other Than CICA	782	256,126
KIND OF CONTRACT ACTION		
Initial Letter Contract	119	13,942
Definitive Contract Superseding Letter	4	284
New Definitive Contract	5,425	2,471,625
Simplified Acquisitions	1,796	58,561
Order Under Single Award Indefinite Delivery Contract	6,583	338,782
Order Under BOA	37	1,324
Order /Mod Under GSA Schedule	395	72,567
Order /Mod Under Other Federal Schedule	2	92
Modifications	2,812	182,204
Order Under Multiple Awards Contract	311	18,446
Terminations	13	-3,394
SYNOPSIS OF PROCUREMENT PRIOR TO AWARD		
Synopsis Prior to Award	10,954	993,342
Not Synopsized Due to Urgency	81	11,574
Full and Open Competition - Comp Proposal	6,461	2,149,476

FEDERAL PROCUREMENT DATA SYSTEM
Department of Agriculture
 Actions Reported Individually on SF279
 Fiscal Year 1999 Through Fourth Quarter

AUTHORITY FOR OTHER THAN FULL AND OPEN COMPETITION		Actions	Dollars (000)
Only One Source		337	33,412
- Follow-On Contract		58	1,991
- Utilities (Regulated & Telecommunications)		6	706
Unusual & Competing Urgency		111	18,213
Mobilization /Essential R & D		1	5
International Agreement		0	0
Authorized by Statute		614	66,085
Authorized Resale		1	24
National Security		0	0
Public Interest		25	1,329
EXTENT COMPETED			
Competed		16,037	3,025,020
Not Available For Competition		1,020	86,307
Follow-on to Competed Action		70	5,890
Not Competed		369	37,175
TYPE OF CONTRACT			
Fixed Price		17,221	3,113,547
Cost Reimbursement		140	27,052
Time and Material		81	6,270
Labor Hour		54	7,523
TYPE OF CONTRACTOR			
Small Disadvantaged Business		2,197	248,413
Other Small Business		7,661	871,802
Large Business		7,413	2,000,617
JWOD Nonprofit Agency		47	10,257
Education, Nonprofit & HBCU/MI		62	18,795
State & Local Government		113	4,357
Foreign Contractor		2	97
Domestic Contractor Performing Outside US		1	54
WOMEN-OWNED BUSINESS			
Small		999	89,546
Other		2	58
PREFERENCE PROGRAMS			
Directed JWOD		25	6,363
8 (a) Program		1,339	137,137
Small Disadvantaged Business Set-Aside		0	0
Small Business Set-Aside		3,787	246,494
Buy Indian /Self Determination Act		4	50
No Preference Program or Not Listed		12,341	2,764,348
COMMERCIAL ITEM ACQUISITION		3,507	1,419,146
SUBJECT TO LABOR STATUES			
Walsh Healy Act		886	106,703
Service Contract Act		4,473	278,354
Davis Bacon Act		2,989	273,980
Not Subject to Above Acts		9,148	2,495,355
PRODUCT OR SERVICE			
Supplies & Equipment		4,249	2,224,910
ADP Equipment, Purchase and Lease		1,060	119,850
Research & Development		0	0
Construction		3,207	282,623
Architect & Engineering		626	28,808
Real Property, Purchase & Lease, or Maintenance		545	31,244
ADP Services (includes Installation & Maintenance)		3,855	225,524
Other Services		3,955	241,474

FEDERAL PROCUREMENT DATA SYSTEM
Department of Commerce
Actions Reported Individually on SF281
Fiscal Year 1999 Through Fourth Quarter

PART I - PRIME CONTRACTS							
	PROCUREMENT METHODS	Number of Actions (a)	NET DOLLARS AMOUNTS (000)				Total Dollars (f)
			Small Business Concerns (b)	Large Business Concerns (c)	Domestic Outside U.S./ Foreign (d)	Other Entities (e)	
NEW AWARDS AND MODIFICATIONS	1. Tariff or Regulated Acquisitions	81					94
	2. Contracts for Foreign Government or International Organization	1	66,773				0
	3. Simplified Acquisitions	34,055	66,773	15,088	1,717	5,433	89,011
	4. Delivery Orders - GSA Schedules Only	15,356	13,640	17,481	31	275	31,427
	5. Delivery Orders - Other Federal Schedules	285	761	832	15	47	1,655
	6. Delivery Orders - All Other	1,865	1,886	1,361	36	118	3,401
	7. Other Procurement Methods	2,198	1,588	481	50	728	2,847
	8. TOTAL NEW AWARDS AND MODIFICATIONS	53,841	84,648	35,243	1,849	6,601	128,435
COMPETITION	9. Completed	22,866	42,106	21,862	201	690	64,859
	10. Not Completed	12,368	24,472	8,777	802	4,619	38,670
	11. Not Available for Competition	18,607	18,070	4,604	846	1,292	24,812
MODIFICATIONS	12. TOTAL MODIFICATIONS (excluding line 3)	4,788					21,426

PART II - SELECTED SOCIOECONOMIC STATISTICS (Includes both new awards and modifications)					
TYPE OF CONTRACTOR			PREFERENCE PROGRAMS		
CATEGORY	Number of Actions (a)	Total net Dollars (b)	CATEGORY	Number of Actions (a)	Total net Dollars (b)
Small Business	30,563	84,648	Small Business Set-Aside	7,675	20,392
Small Disadvantaged Business	934	3,741	Small Disadvantaged Business Set-Aside	267	955
Women-Owned Small Business	1,795	6,108	8 (a) Contract Award	49	345
JWOD Nonprofit Agency	44	109			
HBCU /MI	5	32			

Department of Commerce
Actions Reported Individually on SF279
Fiscal Year 1999 Through Fourth Quarter

TOTAL	Actions	Dollars (000)
CICA APPLICABILITY	7,081	1,091,654
Pre-CICA		
CICA Awards	0	0
Simplified Acquisitions	6,018	1,023,578
Subject to Statute Other Than CICA	991	49,111
KIND OF CONTRACT ACTION	0	0
Initial Letter Contract		
Definitive Contract Superseding Letter	4	313
New Definitive Contract	0	0
Simplified Acquisitions	325	114,553
Order Under Single Award Indefinite Delivery Contract	930	59,038
Order Under BOA	1,435	253,212
Order /Mod Under GSA Schedule	106	10,022
Order /Mod Under Other Federal Schedule	1,442	175,786
Modifications	0	0
Order Under Multiple Awards Contract	2,560	431,883
Terminations	271	47,297
SYNOPSIS OF PROCUREMENT PRIOR TO AWARD	8	-450
Synopsis Prior to Award		
Not Synopsized Due to Urgency	2,939	469,807
Full and Open Competition - Comp Proposal	80	6,247
	4,039	613,080

FEDERAL PROCUREMENT DATA SYSTEM
Department of Commerce
 Actions Reported Individually on SF279
 Fiscal Year 1999 Through Fourth Quarter

AUTHORITY FOR OTHER THAN FULL AND OPEN COMPETITION		Actions	Dollars (000)
Only One Source		496	59,535
- Follow-On Contract		95	10,389
- Utilities (Regulated & Telecommunications)		36	1,033
Unusual & Competing Urgency		39	5,946
Mobilization /Essential R & D		1	141
International Agreement		2	75
Authorized by Statute		1,082	67,931
Authorized Resale		5	1,379
National Security		0	0
Public Interest		1	950
EXTENT COMPETED			
Competed		5,092	932,550
Not Available For Competition		1,394	95,185
Follow-on to Competed Action		42	4,001
Not Competed		530	57,398
TYPE OF CONTRACT			
Fixed Price		5,774	739,792
Cost Reimbursement		607	263,760
Time and Material		278	32,899
Labor Hour		399	52,683
TYPE OF CONTRACTOR			
Small Disadvantaged Business		1,709	159,449
Other Small Business		2,603	244,759
Large Business		2,358	639,406
JWOD Nonprofit Agency		19	11,399
Education, Nonprofit & HBCU/MI		224	23,072
State & Local Government		89	4,991
Foreign Contractor		51	5,788
Domestic Contractor Performing Outside US		5	270
WOMEN-OWNED BUSINESS			
Small		620	55,383
Other		2	1,177
PREFERENCE PROGRAMS			
Directed JWOD		13	7,539
8 (a) Program		1,159	83,686
Small Disadvantaged Business Set-Aside		14	2,381
Small Business Set-Aside		940	77,169
Buy Indian /Self Determination Act		8	409
No Preference Program or Not Listed		4,924	917,950
COMMERCIAL ITEM ACQUISITION		2,180	251,481
SUBJECT TO LABOR STATUES			
Walsh Healy Act		1,013	171,864
Service Contract Act		1,288	236,851
Davis Bacon Act		315	51,677
Not Subject to Above Acts		4,442	628,742
PRODUCT OR SERVICE			
Supplies & Equipment		990	109,617
ADP Equipment, Purchase and Lease		1,405	240,154
Research & Development		162	21,753
Construction		221	47,473
Architect & Engineering		242	30,519
Real Property, Purchase & Lease, or Maintenance		23	4,164
ADP Services (includes Installation & Maintenance)		1,243	246,245
Other Services		2,795	391,729

FEDERAL PROCUREMENT DATA SYSTEM
Department of Defense
Actions Reported Individually on SF281
Fiscal Year 1999 Through Fourth Quarter

PART I - PRIME CONTRACTS							
	PROCUREMENT METHODS	Number of Actions (a)	NET DOLLARS AMOUNTS (000)				
			Small Business Concerns (b)	Large Business Concerns (c)	Domestic Outside U.S./ Foreign (d)	Other Entities (e)	Total Dollars (f)
NEW AWARDS AND MODIFICATIONS	1. Tariff or Regulated Acquisitions	48,223				69,116	
	2. Contracts for Foreign Government or International Organization	46,130				116,437	
	3. Simplified Acquisitions	1,226,170	2,262,574	672,718	276,449	22,949	3,234,690
	4. Delivery Orders - GSA Schedules Only	85,744	236,747	268,695	20,630	970	527,042
	5. Delivery Orders - Other Federal Schedules	19,184	23,380	33,131	2,709	1,140	60,360
	6. Delivery Orders - All Other	3,593,948	1,203,680	4,019,712	243,192	70,150	5,536,734
	7. Other Procurement Methods	519,203	190,947	243,947	84,479	68,194	587,567
	8. TOTAL NEW AWARDS AND MODIFICATIONS	5,538,602	3,917,328	5,238,203	627,459	163,403	10,131,946
COMPETITION	9. Competed	2,021,621	2,559,811	2,004,543	487,790	24,538	5,076,682
	10. Not Competed	154,557	302,608	320,096	49,182	16,613	688,499
	11. Not Available for Competition	3,362,424	1,054,909	2,913,564	90,487	122,252	4,181,212
MODIFICATIONS	12. TOTAL MODIFICATIONS (excluding line 3)	143,336					301,448

PART II - SELECTED SOCIOECONOMIC STATISTICS (includes both new awards and modifications)					
TYPE OF CONTRACTOR			PREFERENCE PROGRAMS		
CATEGORY	Number of Actions (a)	Total net Dollars (b)	CATEGORY	Number of Actions (a)	Total net Dollars (b)
Small Business	2,409,769	3,917,328	Small Business Set-Aside	769,121	1,676,052
Small Disadvantaged Business	156,736	291,952	Small Disadvantaged Business Set-Aside	4,837	15,347
Women-Owned Small Business	133,621	274,490	8 (a) Contract Award	32,887	98,867
JWOD Nonprofit Agency	23,928	34,716			
HBCU /MI	1,011	4,117			

Department of Defense
Actions Reported Individually on SF279
Fiscal Year 1999 Through Fourth Quarter

	Actions	Dollars (000)
TOTAL	269,200	123,183,167
CICA APPLICABILITY		
Pre-CICA	2,072	794,488
CICA Awards	221,579	113,606,126
Simplified Acquisitions	32,429	1,594,477
Subject to Statute Other Than CICA	0	0
KIND OF CONTRACT ACTION		
Initial Letter Contract	443	1,023,781
Definitive Contract Superseding Letter	109	347,553
New Definitive Contract	21,936	20,032,572
Simplified Acquisitions	41,040	2,642,546
Order Under Single Award Indefinite Delivery Contract	69,821	17,471,687
Order Under BOA	12,990	4,274,540
Order /Mod Under GSA Schedule	26,839	4,528,751
Order /Mod Under Other Federal Schedule	654	59,491
Modifications	75,056	64,542,659
Order Under Multiple Awards Contract	19,375	8,499,152
Terminations	937	-239,565
SYNOPSIS OF PROCUREMENT PRIOR TO AWARD		
Synopsis Prior to Award	195,495	94,285,862
Not Synopsized Due to Urgency	8,835	2,599,025
Full and Open Competition - Comp Proposal	59,536	20,112,348

FEDERAL PROCUREMENT DATA SYSTEM
Department of Defense
 Actions Reported Individually on SF279
 Fiscal Year 1999 Through Fourth Quarter

AUTHORITY FOR OTHER THAN FULL AND OPEN COMPETITION		Actions	Dollars (000)
Only One Source		29,803	33,721,170
- Follow-On Contract		1,714	4,110,519
- Utilities (Regulated & Telecommunications)		1,124	383,686
Unusual & Competing Urgency		3,979	2,986,203
Mobilization /Essential R & D		3,860	4,588,807
International Agreement		0	0
Authorized by Statute		13,391	4,501,002
Authorized Resale		2,441	896,340
National Security		1,292	1,936,739
Public Interest		491	220,205
EXTENT COMPETED			
Competed		204,094	73,520,380
Not Available For Competition		18,874	4,995,257
Follow-on to Competed Action		2,522	6,158,191
Not Competed		38,376	32,323,407
TYPE OF CONTRACT			
Fixed Price		202,599	73,092,302
Cost Reimbursement		46,973	39,105,075
Time and Material		12,644	4,344,375
Labor Hour		1,650	455,483
TYPE OF CONTRACTOR			
Small Disadvantaged Business		29,840	6,757,655
Other Small Business		74,911	14,618,455
Large Business		134,024	85,388,041
JWOD Nonprofit Agency		1,412	423,449
Education, Nonprofit & HBCU/MI		5,989	3,342,646
State & Local Government		0	0
Foreign Contractor		15,562	4,592,539
Domestic Contractor Performing Outside US		2,128	1,874,450
WOMEN-OWNED BUSINESS			
Small		10,904	2,030,300
Other		414	101,147
PREFERENCE PROGRAMS			
Directed JWOD		350	93,938
8 (a) Program		14,833	3,232,075
Small Disadvantaged Business Set-Aside		1,879	399,852
Small Business Set-Aside		27,832	5,408,715
Buy Indian /Self Determination Act		0	0
No Preference Program or Not Listed		218,972	107,862,655
COMMERCIAL ITEM ACQUISITION		64,333	16,159,200
SUBJECT TO LABOR STATUES			
Walsh Healy Act		82,313	40,995,017
Service Contract Act		45,127	17,551,925
Davis Bacon Act		21,994	8,363,464
Not Subject to Above Acts		114,432	50,086,829
PRODUCT OR SERVICE			
Supplies & Equipment		92,283	49,442,375
ADP Equipment, Purchase and Lease		17,373	3,035,865
Research & Development		25,452	19,386,813
Construction		31,285	11,414,593
Architect & Engineering		10,811	1,984,515
Real Property, Purchase & Lease, or Maintenance		247	157,048
ADP Services (includes Installation & Maintenance)		16,631	5,278,340
Other Services		75,118	32,483,618

FEDERAL PROCUREMENT DATA SYSTEM
Department of Education
Actions Reported Individually on SF281
Fiscal Year 1999 Through Fourth Quarter

PART I - PRIME CONTRACTS							
	PROCUREMENT METHODS	Number of Actions (a)	NET DOLLARS AMOUNTS (000)				Total Dollars (f)
			Small Business Concerns (b)	Large Business Concerns (c)	Domestic Outside U.S./ Foreign (d)	Other Entities (e)	
NEW AWARDS AND MODIFICATIONS	1. Tariff or Regulated Acquisitions	12					-20
	2. Contracts for Foreign Government or International Organization	20					108
	3. Simplified Acquisitions	7,246	11,491	2,997	95	2,458	17,041
	4. Delivery Orders - GSA Schedules Only	301	717	755	3	396	1,871
	5. Delivery Orders - Other Federal Schedules	6	1	18	0	8	27
	6. Delivery Orders - All Other	141	179	126	19	356	680
	7. Other Procurement Methods	21	60	22	0	6	88
	8. TOTAL NEW AWARDS AND MODIFICATIONS	7,747	12,448	3,918	117	3,224	19,795
COMPETITION	9. Competed	6,845	11,455	3,269	117	2,496	17,337
	10. Not Competed	693	925	611	0	352	1,888
	11. Not Available for Competition	209	68	38	0	376	482
MODIFICATIONS	12. TOTAL MODIFICATIONS (excluding line 3)	60					-71

PART II - SELECTED SOCIOECONOMIC STATISTICS (includes both new awards and modifications)					
TYPE OF CONTRACTOR			PREFERENCE PROGRAMS		
CATEGORY	Number of Actions (a)	Total net Dollars (b)	CATEGORY	Number of Actions (a)	Total net Dollars (b)
Small Business	5,456	12,448	Small Business Set-Aside	17	99
Small Disadvantaged Business	37	151	Small Disadvantaged Business Set-Aside	0	0
Women-Owned Small Business	109	618	8 (a) Contract Award	1	-1
JWOD Nonprofit Agency	10	71			
HBCU /MI	2	2			

Department of Education
Actions Reported Individually on SF279
Fiscal Year 1999 Through Fourth Quarter

	Actions	Dollars (000)
TOTAL	1,065	693,404
CICA APPLICABILITY		
Pre-CICA	0	0
CICA Awards	947	682,189
Simplified Acquisitions	85	7,122
Subject to Statute Other Than CICA	14	2,543
KIND OF CONTRACT ACTION		
Initial Letter Contract	22	22,045
Definitive Contract Superseding Letter	3	2,735
New Definitive Contract	92	29,748
Simplified Acquisitions	78	6,530
Order Under Single Award Indefinite Delivery Contract	5	3,298
Order Under BOA	3	690
Order /Mod Under GSA Schedule	82	18,679
Order /Mod Under Other Federal Schedule	0	0
Modifications	726	595,180
Order Under Multiple Awards Contract	54	14,499
Terminations	0	0
SYNOPSIS OF PROCUREMENT PRIOR TO AWARD		
Synopsis Prior to Award	877	628,803
Not Synopsized Due to Urgency	2	-583
Full and Open Competition - Comp Proposal	184	65,006

FEDERAL PROCUREMENT DATA SYSTEM
Department of Education
 Actions Reported Individually on SF279
 Fiscal Year 1999 Through Fourth Quarter

AUTHORITY FOR OTHER THAN FULL AND OPEN COMPETITION		Actions	Dollars (000)
Only One Source		58	27,468
- Follow-On Contract		26	19,522
- Utilities (Regulated & Telecommunications)		1	700
Unusual & Competing Urgency		1	-852
Mobilization /Essential R & D		0	0
International Agreement		0	0
Authorized by Statute		66	23,260
Authorized Resale		0	0
National Security		0	0
Public Interest		0	0
EXTENT COMPETED			
Competed		905	639,655
Not Available For Competition		19	22,300
Follow-on to Competed Action		30	20,638
Not Competed		109	10,633
TYPE OF CONTRACT			
Fixed Price		663	402,488
Cost Reimbursement		185	189,663
Time and Material		209	100,464
Labor Hour		6	611
TYPE OF CONTRACTOR			
Small Disadvantaged Business		114	33,803
Other Small Business		215	45,619
Large Business		551	499,487
JWOD Nonprofit Agency		0	0
Education, Nonprofit & HBCU/MI		111	96,412
State & Local Government		72	17,905
Foreign Contractor		0	0
Domestic Contractor Performing Outside US		0	0
WOMEN-OWNED BUSINESS			
Small		51	5,293
Other		0	0
PREFERENCE PROGRAMS			
Directed JWOD		0	0
8 (a) Program		74	14,781
Small Disadvantaged Business Set-Aside		19	5,313
Small Business Set-Aside		115	18,081
Buy Indian /Self Determination Act		3	1,266
No Preference Program or Not Listed		852	653,785
COMMERCIAL ITEM ACQUISITION		147	41,259
SUBJECT TO LABOR STATUES			
Walsh Healy Act		60	25,736
Service Contract Act		81	52,321
Davis Bacon Act		10	547
Not Subject to Above Acts		912	614,622
PRODUCT OR SERVICE			
Supplies & Equipment		58	29,003
ADP Equipment, Purchase and Lease		150	65,256
Research & Development		192	90,279
Construction		0	0
Architect & Engineering		0	0
Real Property, Purchase & Lease, or Maintenance		1	30
ADP Services (includes Installation & Maintenance)		222	188,110
Other Services		442	320,726

FEDERAL PROCUREMENT DATA SYSTEM
Department of Energy
Actions Reported Individually on SF281
Fiscal Year 1999 Through Fourth Quarter

PART I - PRIME CONTRACTS							
	PROCUREMENT METHODS	Number of Actions (a)	NET DOLLARS AMOUNTS (000)				Total Dollars (f)
			Small Business Concerns (b)	Large Business Concerns (c)	Domestic Outside U.S./ Foreign (d)	Other Entities (e)	
NEW AWARDS AND MODIFICATIONS	1. Tariff or Regulated Acquisitions	4					12
	2. Contracts for Foreign Government or International Organization	1					1
	3. Simplified Acquisitions	8,041	18,879	6,728	223	2,107	27,937
	4. Delivery Orders - GSA Schedules Only	789	1,291	3,601	26	682	5,600
	5. Delivery Orders - Other Federal Schedules	66	349	156	8	60	573
	6. Delivery Orders - All Other	167	173	449	0	142	764
	7. Other Procurement Methods	557	227	158	12	2,109	2,506
	8. TOTAL NEW AWARDS AND MODIFICATIONS	9,625	20,919	11,092	269	5,100	37,393
COMPETITION	9. Competed	4,802	10,367	5,670	0	588	16,625
	10. Not Competed	3,172	8,571	4,574	258	3,969	17,372
	11. Not Available for Competition	1,651	1,981	848	11	543	3,383
MODIFICATIONS	12. TOTAL MODIFICATIONS (excluding line 3)	347					180

PART II - SELECTED SOCIOECONOMIC STATISTICS (includes both new awards and modifications)					
TYPE OF CONTRACTOR			PREFERENCE PROGRAMS		
CATEGORY	Number of Actions (a)	Total net Dollars (b)	CATEGORY	Number of Actions (a)	Total net Dollars (b)
Small Business	5,673	20,919	Small Business Set-Aside	3,249	8,136
Small Disadvantaged Business	1,379	8,474	Small Disadvantaged Business Set-Aside	2	0
Women-Owned Small Business	394	1,478	8 (a) Contract Award	26	249
JWOD Nonprofit Agency	24	107			
HBCU /MI	1	2			

Department of Energy
Actions Reported Individually on SF279
Fiscal Year 1999 Through Fourth Quarter

	Actions	Dollars (000)
TOTAL	5,440	15,577,267
CICA APPLICABILITY		
Pre-CICA	156	3,857,251
CICA Awards	4,690	11,695,031
Simplified Acquisitions	565	19,268
Subject to Statute Other Than CICA	0	0
KIND OF CONTRACT ACTION		
Initial Letter Contract	12	4,936
Definitive Contract Superseding Letter	0	0
New Definitive Contract	203	168,171
Simplified Acquisitions	405	17,514
Order Under Single Award Indefinite Delivery Contract	639	58,321
Order Under BOA	47	1,187
Order /Mod Under GSA Schedule	444	65,954
Order /Mod Under Other Federal Schedule	0	0
Modifications	3,396	15,216,472
Order Under Multiple Awards Contract	288	45,495
Terminations	6	-783
SYNOPSIS OF PROCUREMENT PRIOR TO AWARD		
Synopsis Prior to Award	2,774	7,654,462
Not Synopsized Due to Urgency	35	11,093
Full and Open Competition - Comp Proposal	2,631	7,911,712

FEDERAL PROCUREMENT DATA SYSTEM
Department of Energy
 Actions Reported Individually on SF279
 Fiscal Year 1999 Through Fourth Quarter

AUTHORITY FOR OTHER THAN FULL AND OPEN COMPETITION		Actions	Dollars (000)
	Only One Source	417	1,646,702
	- Follow-On Contract	104	1,365,519
	- Utilities (Regulated & Telecommunications)	45	38,325
	Unusual & Competing Urgency	20	11,459
	Mobilization /Essential R & D	133	1,955,212
	International Agreement	6	718
	Authorized by Statute	727	94,232
	Authorized Resale	1	93
	National Security	8	5,685
	Public Interest	27	123,798
EXTENT COMPETED			
	Competed	3,776	9,191,744
	Not Available For Competition	984	1,843,476
	Follow-on to Competed Action	31	19,464
	Not Competed	649	4,522,583
TYPE OF CONTRACT			
	Fixed Price	2,465	687,723
	Cost Reimbursement	2,156	14,768,827
	Time and Material	531	77,685
	Labor Hour	288	43,032
TYPE OF CONTRACTOR			
	Small Disadvantaged Business	1,426	208,797
	Other Small Business	1,188	246,506
	Large Business	2,333	10,062,191
	JWOD Nonprofit Agency	23	5,030
	Education, Nonprofit & HBCU/MI	269	1,684,919
	State & Local Government	176	3,358,924
	Foreign Contractor	17	3,202
	Domestic Contractor Performing Outside US	8	7,698
WOMEN-OWNED BUSINESS			
	Small	324	41,887
	Other	4	455
PREFERENCE PROGRAMS			
	Directed JWOD	23	5,030
	8 (a) Program	1,150	158,517
	Small Disadvantaged Business Set-Aside	14	642
	Small Business Set-Aside	632	175,344
	Buy Indian /Self Determination Act	0	0
	No Preference Program or Not Listed	3,621	15,237,734
COMMERCIAL ITEM ACQUISITION		806	133,063
SUBJECT TO LABOR STATUES			
	Walsh Healy Act	433	613,012
	Service Contract Act	1,382	3,220,796
	Davis Bacon Act	284	156,371
	Not Subject to Above Acts	3,341	11,587,088
PRODUCT OR SERVICE			
	Supplies & Equipment	553	230,710
	ADP Equipment, Purchase and Lease	247	17,140
	Research & Development	419	606,580
	Construction	356	121,688
	Architect & Engineering	158	65,001
	Real Property, Purchase & Lease, or Maintenance	21	4,232
	ADP Services (includes Installation & Maintenance)	328	79,462
	Other Services	3,358	14,452,454

FEDERAL PROCUREMENT DATA SYSTEM
Department of Health and Human Services
 Actions Reported Individually on SF281
 Fiscal Year 1999 Through Fourth Quarter

PART I - PRIME CONTRACTS							
	PROCUREMENT METHODS	Number of Actions (a)	NET DOLLARS AMOUNTS (000)				
			Small Business Concerns (b)	Large Business Concerns (c)	Domestic Outside U.S./ Foreign (d)	Other Entities (e)	Total Dollars (f)
NEW AWARDS AND MODIFICATIONS	1. Tariff or Regulated Acquisitions	8					35
	2. Contracts for Foreign Government or International Organization	10					52
	3. Simplified Acquisitions	183,340	316,411	123,548	3,859	28,260	472,078
	4. Delivery Orders - GSA Schedules Only	33,740	39,694	57,851	28	1,814	99,387
	5. Delivery Orders - Other Federal Schedules	11,911	41,945	28,711	25	3,971	74,652
	6. Delivery Orders - All Other	4,932	32,511	12,145	2	2,890	47,548
	7. Other Procurement Methods	27,878	49,468	7,098	19	13,127	69,712
	8. TOTAL NEW AWARDS AND MODIFICATIONS	261,819	480,029	229,353	3,933	50,062	763,464
COMPETITION	9. Competed	52,667	171,443	80,507	912	14,950	267,812
	10. Not Competed	59,253	162,828	82,189	1,944	24,048	271,009
	11. Not Available for Competition	149,899	145,758	66,657	1,077	11,064	224,556
MODIFICATIONS	12. TOTAL MODIFICATIONS (excluding line 3)	4,461					4,778

PART II - SELECTED SOCIOECONOMIC STATISTICS (includes both new awards and modifications)					
TYPE OF CONTRACTOR			PREFERENCE PROGRAMS		
CATEGORY	Number of Actions (a)	Total net Dollars (b)	CATEGORY	Number of Actions (a)	Total net Dollars (b)
Small Business	162,126	480,029	Small Business Set-Aside	115,247	264,187
Small Disadvantaged Business	15,645	56,271	Small Disadvantaged Business Set-Aside	9,227	67,566
Women-Owned Small Business	13,105	30,796	8 (a) Contract Award	3,207	33,726
JWOD Nonprofit Agency	874	10,287			
HBCU /MI	2,701	10,149			

Department of Health and Human Services
 Actions Reported Individually on SF279
 Fiscal Year 1999 Through Fourth Quarter

	Actions	Dollars (000)
TOTAL	11,887	4,148,427
CICA APPLICABILITY		
Pre-CICA	41	5,189
CICA Awards	9,765	3,507,561
Simplified Acquisitions	846	46,230
Subject to Statute Other Than CICA	897	546,838
KIND OF CONTRACT ACTION		
Initial Letter Contract	32	1,308
Definitive Contract Superseding Letter	3	870
New Definitive Contract	1,107	758,243
Simplified Acquisitions	1,039	62,120
Order Under Single Award Indefinite Delivery Contract	1,302	252,764
Order Under BOA	34	12,935
Order /Mod Under GSA Schedule	827	152,345
Order /Mod Under Other Federal Schedule	7	286
Modifications	7,294	2,865,620
Order Under Multiple Awards Contract	219	43,604
Terminations	23	-1,668
SYNOPSIS OF PROCUREMENT PRIOR TO AWARD		
Synopsis Prior to Award	6,372	2,446,677
Not Synopsized Due to Urgency	186	62,017
Full and Open Competition - Comp Proposal	5,319	1,638,855

FEDERAL PROCUREMENT DATA SYSTEM
Department of Health and Human Services
 Actions Reported Individually on SF279
 Fiscal Year 1999 Through Fourth Quarter

AUTHORITY FOR OTHER THAN FULL AND OPEN COMPETITION		Actions	Dollars (000)
	Only One Source	892	369,387
	- Follow-On Contract	88	65,399
	- Utilities (Regulated & Telecommunications)	4	190
	Unusual & Competing Urgency	139	63,045
	Mobilization /Essential R & D	18	2,178
	International Agreement	1	1,000
	Authorized by Statute	2,095	426,916
	Authorized Resale	7	1,305
	National Security	0	0
	Public Interest	1	90
EXTENT COMPETED			
	Competed	7,409	2,961,108
	Not Available For Competition	2,218	545,088
	Follow-on to Competed Action	97	67,326
	Not Competed	2,153	574,027
TYPE OF CONTRACT			
	Fixed Price	5,821	1,407,432
	Cost Reimbursement	5,737	2,634,932
	Time and Material	222	84,141
	Labor Hour	97	21,044
TYPE OF CONTRACTOR			
	Small Disadvantaged Business	1,725	287,729
	Other Small Business	2,443	766,377
	Large Business	3,528	1,563,837
	JWOD Nonprofit Agency	17	2,222
	Education, Nonprofit & HBCU/MI	1,701	890,828
	State & Local Government	2,412	625,647
	Foreign Contractor	48	10,778
	Domestic Contractor Performing Outside US	3	131
WOMEN-OWNED BUSINESS			
	Small	794	132,338
	Other	17	8,617
PREFERENCE PROGRAMS			
	Directed JWOD	7	1,260
	8 (a) Program	1,083	172,623
	Small Disadvantaged Business Set-Aside	8	479
	Small Business Set-Aside	838	232,553
	Buy Indian /Self Determination Act	2,269	747,000
	No Preference Program or Not Listed	7,672	2,993,634
COMMERCIAL ITEM ACQUISITION		1,444	236,515
SUBJECT TO LABOR STATUES			
	Walsh Healy Act	730	230,149
	Service Contract Act	1,435	706,852
	Davis Bacon Act	1,084	372,452
	Not Subject to Above Acts	8,628	2,838,096
PRODUCT OR SERVICE			
	Supplies & Equipment	874	217,924
	ADP Equipment, Purchase and Lease	688	134,508
	Research & Development	1,710	984,625
	Construction	1,254	377,384
	Architect & Engineering	273	23,491
	Real Property, Purchase & Lease, or Maintenance	29	2,441
	ADP Services (includes Installation & Maintenance)	1,129	534,218
	Other Services	5,930	1,873,836

FEDERAL PROCUREMENT DATA SYSTEM
Department of Housing and Urban Development
 Actions Reported Individually on SF281
 Fiscal Year 1999 Through Fourth Quarter

PART I - PRIME CONTRACTS							
	PROCUREMENT METHODS	Number of Actions (a)	NET DOLLARS AMOUNTS (000)				
			Small Business Concerns (b)	Large Business Concerns (c)	Domestic Outside U.S./ Foreign (d)	Other Entities (e)	Total Dollars (f)
NEW AWARDS AND MODIFICATIONS	1. Tariff or Regulated Acquisitions	2					0
	2. Contracts for Foreign Government or International Organization	0					0
	3. Simplified Acquisitions	5,022	8,029	2,457	0	262	10,748
	4. Delivery Orders - GSA Schedules Only	1,093	870	3,717	0	252	4,839
	5. Delivery Orders - Other Federal Schedules	188	60	225	0	54	339
	6. Delivery Orders - All Other	222	1,298	137	0	33	1,468
	7. Other Procurement Methods	1	0	0	0	15	15
	8. TOTAL NEW AWARDS AND MODIFICATIONS	6,528	10,257	6,536	0	616	17,409
COMPETITION	9. Competed	2,077	5,944	2,444	0	83	8,471
	10. Not Competed	923	1,161	906	0	41	2,108
	11. Not Available for Competition	3,528	3,152	3,186	0	492	6,830
MODIFICATIONS	12. TOTAL MODIFICATIONS (excluding line 3)	459					1,410

PART II - SELECTED SOCIOECONOMIC STATISTICS (Includes both new awards and modifications)					
TYPE OF CONTRACTOR			PREFERENCE PROGRAMS		
CATEGORY	Number of Actions (a)	Total net Dollars (b)	CATEGORY	Number of Actions (a)	Total net Dollars (b)
Small Business	3,444	10,257	Small Business Set-Aside	2,069	4,772
Small Disadvantaged Business	281	1,523	Small Disadvantaged Business Set-Aside	0	0
Women-Owned Small Business	184	753	8 (a) Contract Award	0	0
JWOD Nonprofit Agency	31	126			
HBCU /MI	1	9			

Department of Housing and Urban Development
 Actions Reported Individually on SF279
 Fiscal Year 1999 Through Fourth Quarter

	Actions	Dollars (000)
TOTAL	1,576	773,354
CICA APPLICABILITY		
Pre-CICA	0	0
CICA Awards	1,491	768,020
Simplified Acquisitions	85	5,334
Subject to Statute Other Than CICA	0	0
KIND OF CONTRACT ACTION		
Initial Letter Contract	1	60
Definitive Contract Superseding Letter	1	51
New Definitive Contract	77	173,120
Simplified Acquisitions	85	5,334
Order Under Single Award Indefinite Delivery Contract	527	92,512
Order Under BOA	0	0
Order /Mod Under GSA Schedule	0	0
Order /Mod Under Other Federal Schedule	0	0
Modifications	879	501,728
Order Under Multiple Awards Contract	6	549
Terminations	0	0
SYNOPSIS OF PROCUREMENT PRIOR TO AWARD		
Synopsis Prior to Award	1,187	560,547
Not Synopsized Due to Urgency	67	81,074
Full and Open Competition - Comp Proposal	322	131,733

FEDERAL PROCUREMENT DATA SYSTEM
Department of Housing and Urban Development
 Actions Reported Individually on SF279
 Fiscal Year 1999 Through Fourth Quarter

AUTHORITY FOR OTHER THAN FULL AND OPEN COMPETITION		Actions	Dollars (000)
	Only One Source	68	21,699
	- Follow-On Contract	36	14,287
	- Utilities (Regulated & Telecommunications)	5	1,850
	Unusual & Competing Urgency	46	79,718
	Mobilization /Essential R & D	1	200
	International Agreement	0	0
	Authorized by Statute	56	15,481
	Authorized Resale	0	0
	National Security	0	0
	Public Interest	0	0
EXTENT COMPETED			
	Competed	1,450	675,264
	Not Available For Competition	46	10,273
	Follow-on to Competed Action	5	369
	Not Competed	75	87,448
TYPE OF CONTRACT			
	Fixed Price	1,209	485,007
	Cost Reimbursement	273	228,081
	Time and Material	46	30,961
	Labor Hour	48	29,305
TYPE OF CONTRACTOR			
	Small Disadvantaged Business	236	39,675
	Other Small Business	862	215,733
	Large Business	461	511,319
	JWOD Nonprofit Agency	4	424
	Education, Nonprofit & HBCU/MI	12	5,692
	State & Local Government	1	511
	Foreign Contractor	0	0
	Domestic Contractor Performing Outside US	0	0
WOMEN-OWNED BUSINESS			
	Small	185	117,676
	Other	5	6,419
PREFERENCE PROGRAMS			
	Directed JWOD	4	424
	8 (a) Program	80	18,440
	Small Disadvantaged Business Set-Aside	0	0
	Small Business Set-Aside	818	86,315
	Buy Indian /Self Determination Act	0	0
	No Preference Program or Not Listed	674	668,175
COMMERCIAL ITEM ACQUISITION		55	15,200
SUBJECT TO LABOR STATUES			
	Walsh Healy Act	6	163
	Service Contract Act	449	123,269
	Davis Bacon Act	89	99,360
	Not Subject to Above Acts	1,032	550,562
PRODUCT OR SERVICE			
	Supplies & Equipment	0	0
	ADP Equipment, Purchase and Lease	0	0
	Research & Development	2	315
	Construction	117	15,293
	Architect & Engineering	126	3,432
	Real Property, Purchase & Lease, or Maintenance	0	0
	ADP Services (includes Installation & Maintenance)	107	187,510
	Other Services	1,224	566,804

FEDERAL PROCUREMENT DATA SYSTEM
Department of the Interior
Actions Reported Individually on SF281
Fiscal Year 1999 Through Fourth Quarter

PART I - PRIME CONTRACTS							
	PROCUREMENT METHODS	Number of Actions (a)	NET DOLLARS AMOUNTS (000)				
			Small Business Concerns (b)	Large Business Concerns (c)	Domestic Outside U.S./ Foreign (d)	Other Entities (e)	Total Dollars (f)
NEW AWARDS AND MODIFICATIONS	1. Tariff or Regulated Acquisitions	6,899					2,425
	2. Contracts for Foreign Government or International Organization	12					38
	3. Simplified Acquisitions	91,646	104,911	17,818	99	5,445	128,273
	4. Delivery Orders - GSA Schedules Only	13,492	12,812	17,390	26	843	31,071
	5. Delivery Orders - Other Federal Schedules	1,693	2,173	1,731	28	620	4,552
	6. Delivery Orders - All Other	7,108	6,568	1,467	10	769	8,814
	7. Other Procurement Methods	2,931	2,855	433	15	1,341	4,644
	8. TOTAL NEW AWARDS AND MODIFICATIONS	123,781	129,319	38,839	178	9,018	179,817
COMPETITION MODIFICATIONS	9. Competed	43,254	70,060	21,119	93	2,692	93,964
	10. Not Competed	27,042	26,684	8,904	69	2,138	37,795
	11. Not Available for Competition	53,485	32,575	8,816	16	4,188	45,595
	12. TOTAL MODIFICATIONS (excluding line 3)	4,182					3,060

PART II - SELECTED SOCIOECONOMIC STATISTICS (includes both new awards and modifications)					
TYPE OF CONTRACTOR			PREFERENCE PROGRAMS		
CATEGORY	Number of Actions (a)	Total net Dollars (b)	CATEGORY	Number of Actions (a)	Total net Dollars (b)
Small Business	85,642	129,319	Small Business Set-Aside	51,347	80,946
Small Disadvantaged Business	3,463	7,102	Small Disadvantaged Business Set-Aside	885	1,698
Women-Owned Small Business	3,394	7,226	8 (a) Contract Award	174	952
JWOD Nonprofit Agency	78	120			
HBCU /MI	20	38			

Department of the Interior
Actions Reported Individually on SF279
Fiscal Year 1999 Through Fourth Quarter

	Actions	Dollars (000)
TOTAL	11,818	1,074,600
CICA APPLICABILITY		
Pre-CICA	36	4,932
CICA Awards	9,321	941,601
Simplified Acquisitions	2,038	73,905
Subject to Statute Other Than CICA	251	33,143
KIND OF CONTRACT ACTION		
Initial Letter Contract	33	7,289
Definitive Contract Superseding Letter	8	3,869
New Definitive Contract	1,072	294,241
Simplified Acquisitions	1,700	80,296
Order Under Single Award Indefinite Delivery Contract	3,465	208,107
Order Under BOA	15	2,117
Order /Mod Under GSA Schedule	1,044	197,778
Order /Mod Under Other Federal Schedule	1	29
Modifications	4,170	231,503
Order Under Multiple Awards Contract	303	49,613
Terminations	7	-242
SYNOPSIS OF PROCUREMENT PRIOR TO AWARD		
Synopsis Prior to Award	8,947	882,957
Not Synopsized Due to Urgency	201	13,668
Full and Open Competition - Comp Proposal	2,659	176,467

FEDERAL PROCUREMENT DATA SYSTEM
Department of the Interior
 Actions Reported Individually on SF279
 Fiscal Year 1999 Through Fourth Quarter

AUTHORITY FOR OTHER THAN FULL AND OPEN COMPETITION		Actions	Dollars (000)
	Only One Source	421	25,349
	- Follow-On Contract	40	5,680
	- Utilities (Regulated & Telecommunications)	17	1,822
	Unusual & Competing Urgency	109	10,295
	Mobilization /Essential R & D	6	311
	International Agreement	2	73
	Authorized by Statute	933	69,099
	Authorized Resale	0	0
	National Security	0	0
	Public Interest	23	998
EXTENT COMPETED			
	Competed	9,706	927,103
	Not Available For Competition	1,440	101,085
	Follow-on to Competed Action	77	2,213
	Not Competed	584	42,691
TYPE OF CONTRACT			
	Fixed Price	11,102	966,012
	Cost Reimbursement	357	89,828
	Time and Material	122	9,623
	Labor Hour	226	7,629
TYPE OF CONTRACTOR			
	Small Disadvantaged Business	1,838	188,509
	Other Small Business	5,712	358,414
	Large Business	3,719	480,763
	JWOD Nonprofit Agency	33	3,323
	Education, Nonprofit & HBCU/MI	273	11,843
	State & Local Government	154	21,745
	Foreign Contractor	77	8,490
	Domestic Contractor Performing Outside US	1	5
WOMEN-OWNED BUSINESS			
	Small	743	48,745
	Other	45	2,416
PREFERENCE PROGRAMS			
	Directed JWOD	32	3,242
	8 (a) Program	1,225	136,622
	Small Disadvantaged Business Set-Aside	58	4,844
	Small Business Set-Aside	2,533	122,444
	Buy Indian /Self Determination Act	98	18,274
	No Preference Program or Not Listed	7,861	787,666
COMMERCIAL ITEM ACQUISITION		3,300	389,313
SUBJECT TO LABOR STATUES			
	Walsh Healy Act	1,174	106,603
	Service Contract Act	3,844	269,691
	Davis Bacon Act	2,660	247,382
	Not Subject to Above Acts	4,129	449,416
PRODUCT OR SERVICE			
	Supplies & Equipment	1,400	117,478
	ADP Equipment, Purchase and Lease	1,049	160,538
	Research & Development	25	1,051
	Construction	2,635	246,027
	Architect & Engineering	1,379	89,790
	Real Property, Purchase & Lease, or Maintenance	192	18,364
	ADP Services (includes Installation & Maintenance)	1,001	185,873
	Other Services	4,137	255,479

FEDERAL PROCUREMENT DATA SYSTEM
Department of Justice
Actions Reported Individually on SF281
Fiscal Year 1999 Through Fourth Quarter

PART I - PRIME CONTRACTS							
NEW AWARDS AND MODIFICATIONS	PROCUREMENT METHODS	Number of Actions (a)	NET DOLLARS AMOUNTS (000)				Total Dollars (f)
			Small Business Concerns (b)	Large Business Concerns (c)	Domestic Outside U.S./ Foreign (d)	Other Entities (e)	
	1. Tariff or Regulated Acquisitions	2,323					2,999
	2. Contracts for Foreign Government or International Organization	2					-11
	3. Simplified Acquisitions	224,426	254,953	58,789	334	11,738	325,814
	4. Delivery Orders - GSA Schedules Only	17,917	26,845	44,124	22	288	71,279
	5. Delivery Orders - Other Federal Schedules	2,969	3,547	5,617	30	294	9,488
	6. Delivery Orders - All Other	18,477	9,775	17,686	103	7,209	34,773
	7. Other Procurement Methods	107,346	26,703	7,255	0	9,055	43,013
	8. TOTAL NEW AWARDS AND MODIFICATIONS	373,460	321,823	133,471	489	28,584	487,355
COMPETITION	9. Competed	81,653	166,699	74,516	138	6,969	248,322
	10. Not Competed	21,705	44,157	23,128	272	4,543	72,100
	11. Not Available for Competition	270,102	110,967	35,827	79	17,072	163,945
MODIFICATIONS	12. TOTAL MODIFICATIONS (excluding line 3)	8,084					14,216

PART II - SELECTED SOCIOECONOMIC STATISTICS (includes both new awards and modifications)					
TYPE OF CONTRACTOR			PREFERENCE PROGRAMS		
CATEGORY	Number of Actions (a)	Total net Dollars (b)	CATEGORY	Number of Actions (a)	Total net Dollars (b)
Small Business	254,526	321,823	Small Business Set-Aside	180,027	220,503
Small Disadvantaged Business	3,173	9,648	Small Disadvantaged Business Set-Aside	1,389	8,658
Women-Owned Small Business	8,116	15,344	8 (a) Contract Award	205	691
JWOD Nonprofit Agency	613	342			
HBCU /MI	24	90			

Department of Justice
Actions Reported Individually on SF279
Fiscal Year 1999 Through Fourth Quarter

	Actions	Dollars (000)
TOTAL	28,499	3,180,099
CICA APPLICABILITY		
Pre-CICA	0	0
CICA Awards	25,574	3,012,498
Simplified Acquisitions	1,165	47,601
Subject to Statute Other Than CICA	1	-450
KIND OF CONTRACT ACTION		
Initial Letter Contract	19	15,357
Definitive Contract Superseding Letter	4	3,286
New Definitive Contract	683	849,797
Simplified Acquisitions	998	57,753
Order Under Single Award Indefinite Delivery Contract	18,438	888,409
Order Under BOA	115	25,613
Order /Mod Under GSA Schedule	1,881	306,423
Order /Mod Under Other Federal Schedule	37	2,084
Modifications	5,350	864,660
Order Under Multiple Awards Contract	972	166,350
Terminations	2	367
SYNOPSIS OF PROCUREMENT PRIOR TO AWARD		
Synopsis Prior to Award	25,431	2,750,322
Not Synopsized Due to Urgency	428	63,497
Full and Open Competition - Comp Proposal	2,461	345,985

FEDERAL PROCUREMENT DATA SYSTEM
Department of Justice
 Actions Reported Individually on SF279
 Fiscal Year 1999 Through Fourth Quarter

AUTHORITY FOR OTHER THAN FULL AND OPEN COMPETITION		Actions	Dollars (000)
	Only One Source	4,920	221,562
	- Follow-On Contract	23	10,583
	- Utilities (Regulated & Telecommunications)	153	45,470
	Unusual & Competing Urgency	286	63,233
	Mobilization /Essential R & D	204	46,120
	International Agreement	0	0
	Authorized by Statute	574	113,847
	Authorized Resale	0	0
	National Security	0	0
	Public Interest	0	0
EXTENT COMPETED			
	Competed	22,044	2,720,916
	Not Available For Competition	1,492	279,331
	Follow-on to Competed Action	32	7,167
	Not Competed	4,752	152,390
TYPE OF CONTRACT			
	Fixed Price	25,686	2,644,012
	Cost Reimbursement	246	224,151
	Time and Material	1,469	170,674
	Labor Hour	919	120,967
TYPE OF CONTRACTOR			
	Small Disadvantaged Business	1,922	273,107
	Other Small Business	10,366	477,010
	Large Business	14,852	2,270,752
	JWOD Nonprofit Agency	8	3,351
	Education, Nonprofit & HBCU/MI	322	60,168
	State & Local Government	228	47,209
	Foreign Contractor	600	26,479
	Domestic Contractor Performing Outside US	22	1,728
WOMEN-OWNED BUSINESS			
	Small	1,434	103,433
	Other	78	3,050
PREFERENCE PROGRAMS			
	Directed JWOD	6	2,088
	8 (a) Program	805	138,213
	Small Disadvantaged Business Set-Aside	0	0
	Small Business Set-Aside	2,126	104,990
	Buy Indian /Self Determination Act	3	77
	No Preference Program or Not Listed	25,380	2,914,436
COMMERCIAL ITEM ACQUISITION		6,359	512,502
SUBJECT TO LABOR STATUES			
	Walsh Healy Act	9,273	410,161
	Service Contract Act	4,997	992,590
	Davis Bacon Act	1,133	748,347
	Not Subject to Above Acts	12,917	1,008,706
PRODUCT OR SERVICE			
	Supplies & Equipment	16,664	542,286
	ADP Equipment, Purchase and Lease	1,469	301,723
	Research & Development	10	1,030
	Construction	560	729,713
	Architect & Engineering	272	27,945
	Real Property, Purchase & Lease, or Maintenance	113	24,944
	ADP Services (includes Installation & Maintenance)	1,792	595,169
	Other Services	7,619	957,289

FEDERAL PROCUREMENT DATA SYSTEM
Department of Labor
Actions Reported Individually on SF281
Fiscal Year 1999 Through Fourth Quarter

PART I - PRIME CONTRACTS							
	PROCUREMENT METHODS	Number of Actions (a)	NET DOLLARS AMOUNTS (000)				
			Small Business Concerns (b)	Large Business Concerns (c)	Domestic Outside U.S./ Foreign (d)	Other Entities (e)	Total Dollars (f)
NEW AWARDS AND MODIFICATIONS	1. Tariff or Regulated Acquisitions	0					0
	2. Contracts for Foreign Government or International Organization	0					0
	3. Simplified Acquisitions	7,626	14,592	10,560	3	2,173	27,328
	4. Delivery Orders - GSA Schedules Only	2,285	4,058	5,835	0	146	10,039
	5. Delivery Orders - Other Federal Schedules	13	41	0	0	7	48
	6. Delivery Orders - All Other	43	176	186	0	71	433
	7. Other Procurement Methods	63	63	50	0	64	177
	8. TOTAL NEW AWARDS AND MODIFICATIONS	10,030	18,930	16,631	3	2,461	38,025
COMPETITION	9. Competed	2,241	5,928	5,567	0	1,072	12,567
	10. Not Competed	3,806	9,722	3,915	2	949	14,588
	11. Not Available for Competition	3,983	3,280	7,149	1	440	10,870
MODIFICATIONS	12. TOTAL MODIFICATIONS (excluding line 3)	386					66

PART II - SELECTED SOCIOECONOMIC STATISTICS (includes both new awards and modifications)					
TYPE OF CONTRACTOR			PREFERENCE PROGRAMS		
CATEGORY	Number of Actions (a)	Total net Dollars (b)	CATEGORY	Number of Actions (a)	Total net Dollars (b)
Small Business	4,603	18,930	Small Business Set-Aside	1,256	4,204
Small Disadvantaged Business	340	1,306	Small Disadvantaged Business Set-Aside	73	441
Women-Owned Small Business	188	768	8 (a) Contract Award	6	55
JWOD Nonprofit Agency	4	0			
HBCU /MI	10	4			

Department of Labor
Actions Reported Individually on SF279
Fiscal Year 1999 Through Fourth Quarter

	Actions	Dollars (000)
TOTAL	2,344	1,090,588
CICA APPLICABILITY		
Pre-CICA	0	0
CICA Awards	2,246	1,086,523
Simplified Acquisitions	98	4,065
Subject to Statute Other Than CICA	0	0
KIND OF CONTRACT ACTION		
Initial Letter Contract	0	0
Definitive Contract Superseding Letter	1	529
New Definitive Contract	138	138,852
Simplified Acquisitions	98	4,065
Order Under Single Award Indefinite Delivery Contract	63	14,379
Order Under BOA	3	282
Order /Mod Under GSA Schedule	383	48,435
Order /Mod Under Other Federal Schedule	0	0
Modifications	1,643	881,243
Order Under Multiple Awards Contract	15	2,803
Terminations	0	0
SYNOPSIS OF PROCUREMENT PRIOR TO AWARD		
Synopsis Prior to Award	1,804	949,226
Not Synopsized Due to Urgency	0	0
Full and Open Competition - Comp Proposal	540	141,362

FEDERAL PROCUREMENT DATA SYSTEM
Department of Labor
 Actions Reported Individually on SF279
 Fiscal Year 1999 Through Fourth Quarter

AUTHORITY FOR OTHER THAN FULL AND OPEN COMPETITION		Actions	Dollars (000)
	Only One Source	130	70,470
	- Follow-On Contract	0	0
	- Utilities (Regulated & Telecommunications)	2	426
	Unusual & Competing Urgency	0	0
	Mobilization /Essential R & D	0	0
	International Agreement	0	0
	Authorized by Statute	239	75,337
	Authorized Resale	0	0
	National Security	0	0
	Public Interest	0	0
EXTENT COMPETED			
	Competed	1,921	943,349
	Not Available For Competition	244	75,776
	Follow-on to Competed Action	0	0
	Not Competed	179	71,463
TYPE OF CONTRACT			
	Fixed Price	1,239	195,074
	Cost Reimbursement	752	819,325
	Time and Material	43	14,623
	Labor Hour	310	61,566
TYPE OF CONTRACTOR			
	Small Disadvantaged Business	380	79,902
	Other Small Business	789	120,866
	Large Business	966	703,732
	JWOD Nonprofit Agency	0	0
	Education, Nonprofit & HBCU/MI	106	148,944
	State & Local Government	99	36,870
	Foreign Contractor	3	165
	Domestic Contractor Performing Outside US	1	109
WOMEN-OWNED BUSINESS			
	Small	147	34,907
	Other	1	50
PREFERENCE PROGRAMS			
	Directed JWOD	0	0
	8 (a) Program	186	52,825
	Small Disadvantaged Business Set-Aside	0	0
	Small Business Set-Aside	574	79,188
	Buy Indian /Self Determination Act	1	3
	No Preference Program or Not Listed	1,583	958,572
COMMERCIAL ITEM ACQUISITION		345	46,183
SUBJECT TO LABOR STATUES			
	Walsh Healy Act	166	14,370
	Service Contract Act	504	276,257
	Davis Bacon Act	265	87,980
	Not Subject to Above Acts	1,409	711,981
PRODUCT OR SERVICE			
	Supplies & Equipment	142	10,823
	ADP Equipment, Purchase and Lease	401	52,799
	Research & Development	0	0
	Construction	154	28,188
	Architect & Engineering	145	21,125
	Real Property, Purchase & Lease, or Maintenance	34	8,694
	ADP Services (includes Installation & Maintenance)	176	87,954
	Other Services	1,292	881,005

FEDERAL PROCUREMENT DATA SYSTEM
Department of State
 Actions Reported Individually on SF281
 Fiscal Year 1999 Through Fourth Quarter

PART I - PRIME CONTRACTS							
	PROCUREMENT METHODS	Number of Actions (a)	NET DOLLARS AMOUNTS (000)				Total Dollars (f)
			Small Business Concerns (b)	Large Business Concerns (c)	Domestic Outside U.S./ Foreign (d)	Other Entities (e)	
NEW AWARDS AND MODIFICATIONS	1. Tariff or Regulated Acquisitions	0					0
	2. Contracts for Foreign Government or International Organization	6					17
	3. Simplified Acquisitions	107,963	54,839	31,231	174,071	7,257	267,398
	4. Delivery Orders - GSA Schedules Only	3,528	11,520	14,487	771	635	27,413
	5. Delivery Orders - Other Federal Schedules	1,282	2,516	3,446	902	806	7,670
	6. Delivery Orders - All Other	6,024	8,993	4,423	4,785	434	18,635
	7. Other Procurement Methods	11,744	14,484	3,681	16,984	1,647	36,796
	8. TOTAL NEW AWARDS AND MODIFICATIONS	130,547	92,352	57,268	197,513	10,779	357,929
COMPETITION	9. Competed	59,219	58,966	38,013	124,464	4,599	226,042
	10. Not Competed	26,165	20,098	11,927	34,531	3,467	70,023
	11. Not Available for Competition	45,163	13,288	7,328	38,518	2,713	61,847
MODIFICATIONS	12. TOTAL MODIFICATIONS (excluding line 3)	1,919					13,507

PART II - SELECTED SOCIOECONOMIC STATISTICS (Includes both new awards and modifications)					
TYPE OF CONTRACTOR			PREFERENCE PROGRAMS		
CATEGORY	Number of Actions (a)	Total net Dollars (b)	CATEGORY	Number of Actions (a)	Total net Dollars (b)
Small Business	10,799	92,352	Small Business Set-Aside	1,284	8,602
Small Disadvantaged Business	1,760	6,693	Small Disadvantaged Business Set-Aside	980	6,216
Women-Owned Small Business	2,668	6,920	8 (a) Contract Award	235	2,388
JWOD Nonprofit Agency	0	0			
HBCU /MI	0	0			

Department of State
 Actions Reported Individually on SF279
 Fiscal Year 1999 Through Fourth Quarter

	Actions	Dollars (000)
TOTAL	4,048	945,417
CICA APPLICABILITY		
Pre-CICA	52	20,795
CICA Awards	3,232	876,625
Simplified Acquisitions	719	37,997
Subject to Statute Other Than CICA	32	6,180
KIND OF CONTRACT ACTION		
Initial Letter Contract	9	5,155
Definitive Contract Superseding Letter	1	198
New Definitive Contract	587	145,419
Simplified Acquisitions	700	38,002
Order Under Single Award Indefinite Delivery Contract	1,120	311,460
Order Under BOA	39	2,841
Order /Mod Under GSA Schedule	508	118,714
Order /Mod Under Other Federal Schedule	0	0
Modifications	907	300,810
Order Under Multiple Awards Contract	172	22,817
Terminations	5	1
SYNOPSIS OF PROCUREMENT PRIOR TO AWARD		
Synopsis Prior to Award	2,356	575,571
Not Synopsized Due to Urgency	139	14,799
Full and Open Competition - Comp Proposal	1,542	351,598

FEDERAL PROCUREMENT DATA SYSTEM
Department of State
 Actions Reported Individually on SF279
 Fiscal Year 1999 Through Fourth Quarter

AUTHORITY FOR OTHER THAN FULL AND OPEN COMPETITION		Actions	Dollars (000)
	Only One Source	596	245,560
	- Follow-On Contract	161	180,285
	- Utilities (Regulated & Telecommunications)	2	48
	Unusual & Competing Urgency	62	72,387
	Mobilization /Essential R & D	0	0
	International Agreement	1	127
	Authorized by Statute	112	47,479
	Authorized Resale	0	0
	National Security	2	204
	Public Interest	0	0
EXTENT COMPETED			
	Competed	3,125	770,430
	Not Available For Competition	627	113,004
	Follow-on to Competed Action	31	36,147
	Not Competed	254	22,387
TYPE OF CONTRACT			
	Fixed Price	3,440	768,723
	Cost Reimbursement	27	16,935
	Time and Material	95	32,084
	Labor Hour	475	124,226
TYPE OF CONTRACTOR			
	Small Disadvantaged Business	741	219,889
	Other Small Business	903	161,622
	Large Business	1,248	409,079
	JWOD Nonprofit Agency	1	-26
	Education, Nonprofit & HBCU/MI	29	12,664
	State & Local Government	4	752
	Foreign Contractor	995	87,250
	Domestic Contractor Performing Outside US	116	50,738
WOMEN-OWNED BUSINESS			
	Small	90	21,157
	Other	0	0
PREFERENCE PROGRAMS			
	Directed JWOD	0	0
	8 (a) Program	598	202,530
	Small Disadvantaged Business Set-Aside	4	374
	Small Business Set-Aside	188	46,528
	Buy Indian /Self Determination Act	0	0
	No Preference Program or Not Listed	3,247	692,536
COMMERCIAL ITEM ACQUISITION		1,428	248,098
SUBJECT TO LABOR STATUES			
	Walsh Healy Act	391	100,913
	Service Contract Act	833	173,987
	Davis Bacon Act	10	619
	Not Subject to Above Acts	2,803	666,449
PRODUCT OR SERVICE			
	Supplies & Equipment	1,056	171,356
	ADP Equipment, Purchase and Lease	488	64,852
	Research & Development	0	0
	Construction	196	214,873
	Architect & Engineering	223	54,758
	Real Property, Purchase & Lease, or Maintenance	9	554
	ADP Services (includes Installation & Maintenance)	541	175,629
	Other Services	1,535	263,395

FEDERAL PROCUREMENT DATA SYSTEM
Department of Transportation
 Actions Reported Individually on SF281
 Fiscal Year 1999 Through Fourth Quarter

PART I - PRIME CONTRACTS							
	PROCUREMENT METHODS	Number of Actions (a)	NET DOLLARS AMOUNTS (000)				Total Dollars (f)
			Small Business Concerns (b)	Large Business Concerns (c)	Domestic Outside U.S./ Foreign (d)	Other Entities (e)	
NEW AWARDS AND MODIFICATIONS	1. Tariff or Regulated Acquisitions	24					53
	2. Contracts for Foreign Government or International Organization	81					218
	3. Simplified Acquisitions	43,515	83,335	29,330	339	1,737	114,741
	4. Delivery Orders - GSA Schedules Only	3,207	7,874	8,992	69	506	17,441
	5. Delivery Orders - Other Federal Schedules	736	1,679	2,743	9	42	4,473
	6. Delivery Orders - All Other	1,755	6,892	2,072	55	5,254	14,273
	7. Other Procurement Methods	1,146	2,498	578	130	254	3,460
	8. TOTAL NEW AWARDS AND MODIFICATIONS	50,464	102,278	43,715	602	7,793	154,659
COMPETITION	9. Completed	13,684	51,128	18,249	205	679	70,261
	10. Not Completed	24,100	33,939	17,406	210	1,084	52,639
	11. Not Available for Competition	12,680	17,211	8,060	187	6,030	31,488
MODIFICATIONS	12. TOTAL MODIFICATIONS (excluding line 3)	769					1,820

PART II - SELECTED SOCIOECONOMIC STATISTICS (includes both new awards and modifications)				
TYPE OF CONTRACTOR			PREFERENCE PROGRAMS	
CATEGORY	Number of Actions (a)	Total net Dollars (b)	CATEGORY	Total net Dollars (b)
Small Business	35,891	102,278	Small Business Set-Aside	9,671
Small Disadvantaged Business	798	4,076	Small Disadvantaged Business Set-Aside	60
Women-Owned Small Business	946	3,750	8 (a) Contract Award	189
JWOD Nonprofit Agency	10	48		
HBCU /MI	1	3		

Department of Transportation
 Actions Reported Individually on SF279
 Fiscal Year 1999 Through Fourth Quarter

	Actions	Dollars (000)
TOTAL	15,656	2,697,051
CICA APPLICABILITY		
Pre-CICA	2	-96
CICA Awards	12,423	2,119,697
Simplified Acquisitions	1,313	48,791
Subject to Statute Other Than CICA	1,720	510,398
KIND OF CONTRACT ACTION		
Initial Letter Contract	7	664
Definitive Contract Superseding Letter	8	6,266
New Definitive Contract	1,334	447,715
Simplified Acquisitions	1,032	60,518
Order Under Single Award Indefinite Delivery Contract	3,820	445,020
Order Under BOA	383	14,894
Order /Mod Under GSA Schedule	487	60,919
Order /Mod Under Other Federal Schedule	1	33
Modifications	8,201	1,616,659
Order Under Multiple Awards Contract	378	44,876
Terminations	5	-513
SYNOPSIS OF PROCUREMENT PRIOR TO AWARD		
Synopsis Prior to Award	11,854	2,242,354
Not Synopsized Due to Urgency	234	25,189
Full and Open Competition - Comp Proposal	3,560	428,535

FEDERAL PROCUREMENT DATA SYSTEM
Department of Transportation
 Actions Reported Individually on SF279
 Fiscal Year 1999 Through Fourth Quarter

AUTHORITY FOR OTHER THAN FULL AND OPEN COMPETITION		Actions	Dollars (000)
	Only One Source	1,058	143,044
	- Follow-On Contract	15	4,869
	- Utilities (Regulated & Telecommunications)	21	6,240
	Unusual & Competing Urgency	80	17,138
	Mobilization /Essential R & D	3	3,615
	International Agreement	2	112
	Authorized by Statute	1,326	196,505
	Authorized Resale	3	1,156
	National Security	0	0
	Public Interest	2	29
EXTENT COMPETED			
	Competed	12,552	2,162,096
	Not Available For Competition	1,789	248,494
	Follow-on to Competed Action	42	1,332
	Not Competed	1,265	284,156
TYPE OF CONTRACT			
	Fixed Price	12,425	1,750,643
	Cost Reimbursement	1,721	676,764
	Time and Material	1,238	221,680
	Labor Hour	264	46,991
TYPE OF CONTRACTOR			
	Small Disadvantaged Business	2,560	436,231
	Other Small Business	7,163	875,542
	Large Business	5,422	1,304,255
	JWOD Nonprofit Agency	57	6,526
	Education, Nonprofit & HBCU/MI	227	38,579
	State & Local Government	164	30,315
	Foreign Contractor	50	4,387
	Domestic Contractor Performing Outside US	5	243
WOMEN-OWNED BUSINESS			
	Small	811	118,069
	Other	21	189
PREFERENCE PROGRAMS			
	Directed JWOD	48	6,308
	8 (a) Program	1,678	274,862
	Small Disadvantaged Business Set-Aside	0	0
	Small Business Set-Aside	1,620	332,099
	Buy Indian /Self Determination Act	0	0
	No Preference Program or Not Listed	12,303	2,083,163
COMMERCIAL ITEM ACQUISITION		2,855	313,551
SUBJECT TO LABOR STATUES			
	Walsh Healy Act	3,431	471,424
	Service Contract Act	4,494	717,928
	Davis Bacon Act	2,517	362,042
	Not Subject to Above Acts	5,206	1,144,684
PRODUCT OR SERVICE			
	Supplies & Equipment	1,866	468,221
	ADP Equipment, Purchase and Lease	1,149	208,881
	Research & Development	708	123,714
	Construction	2,490	333,064
	Architect & Engineering	1,073	102,110
	Real Property, Purchase & Lease, or Maintenance	16	14,845
	ADP Services (includes Installation & Maintenance)	831	384,796
	Other Services	7,523	1,061,420

**FEDERAL PROCUREMENT DATA SYSTEM
Department of the Treasury
Actions Reported Individually on SF281
Fiscal Year 1999 Through Fourth Quarter**

PART I - PRIME CONTRACTS							
	PROCUREMENT METHODS	Number of Actions (a)	NET DOLLARS AMOUNTS (000)				Total Dollars (f)
			Small Business Concerns (b)	Large Business Concerns (c)	Domestic Outside U.S./ Foreign (d)	Other Entities (e)	
NEW AWARDS AND MODIFICATIONS	1. Tariff or Regulated Acquisitions	45					379
	2. Contracts for Foreign Government or International Organization	4					21
	3. Simplified Acquisitions	21,380	67,007	25,225	1,082	2,524	95,838
	4. Delivery Orders - GSA Schedules Only	6,149	14,518	26,138	0	149	40,805
	5. Delivery Orders - Other Federal Schedules	120	450	517	0	77	1,044
	6. Delivery Orders - All Other	1,596	20,107	7,425	9	586	28,127
	7. Other Procurement Methods	3,366	1,761	1,131	0	979	3,871
	8. TOTAL NEW AWARDS AND MODIFICATIONS	32,660	103,843	60,436	1,091	4,315	170,085
COMPETITION	9. Competed	10,805	48,072	27,624	459	1,329	77,484
	10. Not Competed	8,303	23,701	16,786	473	1,355	42,315
	11. Not Available for Competition	13,552	32,070	16,026	159	1,631	49,886
MODIFICATIONS	12. TOTAL MODIFICATIONS (excluding line 3)	2,218					1,309

PART II - SELECTED SOCIOECONOMIC STATISTICS (includes both new awards and modifications)					
TYPE OF CONTRACTOR			PREFERENCE PROGRAMS		
CATEGORY	Number of Actions (a)	Total net Dollars (b)	CATEGORY	Number of Actions (a)	Total net Dollars (b)
Small Business	17,878	103,843	Small Business Set-Aside	9,758	45,309
Small Disadvantaged Business	901	9,752	Small Disadvantaged Business Set-Aside	0	0
Women-Owned Small Business	1,526	8,013	8 (a) Contract Award	64	501
JWOD Nonprofit Agency	17	104			
HBCU /MI	4	43			

**Department of the Treasury
Actions Reported Individually on SF279
Fiscal Year 1999 Through Fourth Quarter**

	Actions	Dollars (000)
TOTAL	11,802	3,280,480
CICA APPLICABILITY		
Pre-CICA		
CICA Awards	135	28,159
Simplified Acquisitions	9,149	2,254,446
Subject to Statute Other Than CICA	901	44,383
	1,090	793,877
KIND OF CONTRACT ACTION		
Initial Letter Contract	18	5,945
Definitive Contract Superseding Letter	2	210
New Definitive Contract	245	154,598
Simplified Acquisitions	1,125	185,544
Order Under Single Award Indefinite Delivery Contract	4,521	1,079,764
Order Under BOA	546	630,310
Order /Mod Under GSA Schedule	1,357	232,707
Order /Mod Under Other Federal Schedule	0	0
Modifications	3,389	921,742
Order Under Multiple Awards Contract	593	69,283
Terminations	6	377
SYNOPSIS OF PROCUREMENT PRIOR TO AWARD		
Synopsis Prior to Award	5,210	1,257,799
Not Synopsized Due to Urgency	111	13,044
Full and Open Competition - Comp Proposal	6,414	2,003,256

FEDERAL PROCUREMENT DATA SYSTEM
Department of the Treasury
 Actions Reported Individually on SF279
 Fiscal Year 1999 Through Fourth Quarter

AUTHORITY FOR OTHER THAN FULL AND OPEN COMPETITION		Actions	Dollars (000)
	Only One Source	1,363	368,937
	- Follow-On Contract	17	8,150
	- Utilities (Regulated & Telecommunications)	34	6,030
	Unusual & Competing Urgency	291	20,686
	Mobilization /Essential R & D	38	3,787
	International Agreement	0	0
	Authorized by Statute	709	199,566
	Authorized Resale	0	0
	National Security	7	5,049
	Public Interest	0	0
EXTENT COMPETED			
	Competed	9,229	2,683,910
	Not Available For Competition	1,089	253,584
	Follow-on to Competed Action	0	0
	Not Competed	1,417	336,605
TYPE OF CONTRACT			
	Fixed Price	10,481	2,706,013
	Cost Reimbursement	618	478,865
	Time and Material	136	36,343
	Labor Hour	500	52,878
TYPE OF CONTRACTOR			
	Small Disadvantaged Business	1,487	357,097
	Other Small Business	4,142	422,855
	Large Business	5,689	2,387,274
	JWOD Nonprofit Agency	72	9,653
	Education, Nonprofit & HBCU/MI	93	32,111
	State & Local Government	35	13,365
	Foreign Contractor	203	50,875
	Domestic Contractor Performing Outside US	14	869
WOMEN-OWNED BUSINESS			
	Small	757	105,789
	Other	1	63
PREFERENCE PROGRAMS			
	Directed JWOD	54	8,342
	8 (a) Program	689	191,595
	Small Disadvantaged Business Set-Aside	0	0
	Small Business Set-Aside	1,148	126,378
	Buy Indian /Self Determination Act	0	0
	No Preference Program or Not Listed	9,844	2,947,784
COMMERCIAL ITEM ACQUISITION		2,872	531,697
SUBJECT TO LABOR STATUES			
	Walsh Healy Act	2,523	726,249
	Service Contract Act	1,730	412,620
	Davis Bacon Act	384	51,163
	Not Subject to Above Acts	7,098	2,084,067
PRODUCT OR SERVICE			
	Supplies & Equipment	3,252	1,370,910
	ADP Equipment, Purchase and Lease	2,010	369,522
	Research & Development	38	25,018
	Construction	298	58,999
	Architect & Engineering	205	26,690
	Real Property, Purchase & Lease, or Maintenance	52	2,154
	ADP Services (includes Installation & Maintenance)	2,541	948,510
	Other Services	3,406	478,677

FEDERAL PROCUREMENT DATA SYSTEM
Department of Veterans Affairs
Actions Reported Individually on SF281
Fiscal Year 1999 Through Fourth Quarter

PART I - PRIME CONTRACTS							
	PROCUREMENT METHODS	Number of Actions (a)	NET DOLLARS AMOUNTS (000)				
			Small Business Concerns (b)	Large Business Concerns (c)	Domestic Outside U.S./ Foreign (d)	Other Entities (e)	Total Dollars (f)
NEW AWARDS AND MODIFICATIONS	1. Tariff or Regulated Acquisitions	3,495					18,350
	2. Contracts for Foreign Government or International Organization	0					0
	3. Simplified Acquisitions	1,207,137	355,307	265,459	482	42,667	663,915
	4. Delivery Orders - GSA Schedules Only	39,667	36,466	43,976	86	1,142	81,670
	5. Delivery Orders - Other Federal Schedules	343,253	94,751	218,218	152	2,516	315,637
	6. Delivery Orders - All Other	192,776	35,050	67,053	141	5,929	108,173
	7. Other Procurement Methods	27,487	9,747	8,479	31	13,194	31,451
	8. TOTAL NEW AWARDS AND MODIFICATIONS	1,813,815	531,321	603,185	892	65,448	1,219,196
COMPETITION	9. Competed	641,177	245,955	364,158	443	9,097	619,653
	10. Not Competed	43,176	30,927	34,367	32	7,859	73,185
	11. Not Available for Competition	1,129,462	254,439	204,660	417	48,492	508,008
MODIFICATIONS	12. TOTAL MODIFICATIONS (excluding line 3)	89					122

PART II - SELECTED SOCIOECONOMIC STATISTICS (includes both new awards and modifications)					
TYPE OF CONTRACTOR			PREFERENCE PROGRAMS		
CATEGORY	Number of Actions (a)	Total net Dollars (b)	CATEGORY	Number of Actions (a)	Total net Dollars (b)
Small Business	933,400	531,321	Small Business Set-Aside	99,911	109,896
Small Disadvantaged Business	55,512	49,282	Small Disadvantaged Business Set-Aside	0	0
Women-Owned Small Business	145,531	65,839	8 (a) Contract Award	4,894	10,784
JWOD Nonprofit Agency	3,319	3,435			
HBCU /MI	19	35			

Department of Veterans Affairs
Actions Reported Individually on SF279
Fiscal Year 1999 Through Fourth Quarter

	Actions	Dollars (000)
TOTAL	21,834	2,575,378
CICA APPLICABILITY		
Pre-CICA	827	106,120
CICA Awards	20,065	2,423,167
Simplified Acquisitions	908	39,652
Subject to Statute Other Than CICA	4	289
KIND OF CONTRACT ACTION		
Initial Letter Contract	85	15,360
Definitive Contract Superseding Letter	5	468
New Definitive Contract	3,637	765,683
Simplified Acquisitions	903	40,696
Order Under Single Award Indefinite Delivery Contract	10,194	944,185
Order Under BOA	2,715	65,171
Order /Mod Under GSA Schedule	1,444	241,906
Order /Mod Under Other Federal Schedule	1,164	227,605
Modifications	623	55,106
Order Under Multiple Awards Contract	1,062	219,433
Terminations	2	-235
SYNOPSIS OF PROCUREMENT PRIOR TO AWARD		
Synopsis Prior to Award	9,540	1,747,223
Not Synopsized Due to Urgency	285	18,015
Full and Open Competition - Comp Proposal	11,989	809,060

FEDERAL PROCUREMENT DATA SYSTEM
Department of Veterans Affairs
 Actions Reported Individually on SF279
 Fiscal Year 1999 Through Fourth Quarter

AUTHORITY FOR OTHER THAN FULL AND OPEN COMPETITION		Actions	Dollars (000)
	Only One Source	1,049	98,858
	- Follow-On Contract	41	6,332
	- Utilities (Regulated & Telecommunications)	559	47,510
	Unusual & Competing Urgency	177	14,493
	Mobilization /Essential R & D	1	206
	International Agreement	0	0
	Authorized by Statute	8,548	453,436
	Authorized Resale	1	28
	National Security	0	0
	Public Interest	10	132
EXTENT COMPETED			
	Competed	10,804	1,885,729
	Not Available For Competition	10,102	613,522
	Follow-on to Competed Action	64	8,827
	Not Competed	844	66,220
TYPE OF CONTRACT			
	Fixed Price	21,787	2,568,696
	Cost Reimbursement	22	3,753
	Time and Material	4	1,607
	Labor Hour	1	242
TYPE OF CONTRACTOR			
	Small Disadvantaged Business	1,494	287,867
	Other Small Business	6,601	494,687
	Large Business	11,287	1,614,665
	JWOD Nonprofit Agency	110	10,983
	Education, Nonprofit & HBCU/MI	1,316	66,416
	State & Local Government	984	98,387
	Foreign Contractor	6	685
	Domestic Contractor Performing Outside US	16	608
WOMEN-OWNED BUSINESS			
	Small	1,243	142,771
	Other	61	953
PREFERENCE PROGRAMS			
	Directed JWOD	110	10,983
	8 (a) Program	883	189,046
	Small Disadvantaged Business Set-Aside	0	0
	Small Business Set-Aside	1,116	81,755
	Buy Indian /Self Determination Act	1	99
	No Preference Program or Not Listed	19,704	2,292,415
COMMERCIAL ITEM ACQUISITION		5,570	833,250
SUBJECT TO LABOR STATUES			
	Walsh Healy Act	3,567	835,421
	Service Contract Act	10,888	485,452
	Davis Bacon Act	1,288	446,535
	Not Subject to Above Acts	6,071	806,890
PRODUCT OR SERVICE			
	Supplies & Equipment	4,224	823,771
	ADP Equipment, Purchase and Lease	926	153,946
	Research & Development	21	1,822
	Construction	1,179	436,485
	Architect & Engineering	297	24,753
	Real Property, Purchase & Lease, or Maintenance	243	36,274
	ADP Services (includes Installation & Maintenance)	434	144,555
	Other Services	14,510	953,772

FEDERAL PROCUREMENT DATA SYSTEM
Agency for International Development
Actions Reported Individually on SF281
Fiscal Year 1999 Through Fourth Quarter

PART I - PRIME CONTRACTS							
	PROCUREMENT METHODS	Number of Actions (a)	NET DOLLARS AMOUNTS (000)				Total Dollars (f)
			Small Business Concerns (b)	Large Business Concerns (c)	Domestic Outside U.S./ Foreign (d)	Other Entities (e)	
NEW AWARDS AND MODIFICATIONS	1. Tariff or Regulated Acquisitions	0					0
	2. Contracts for Foreign Government or International Organization	0					0
	3. Simplified Acquisitions	2,591	2,117	1,320	4,764	301	8,502
	4. Delivery Orders - GSA Schedules Only	72	62	232	57	94	445
	5. Delivery Orders - Other Federal Schedules	15	74	160	25	0	259
	6. Delivery Orders - All Other	0	0	0	0	0	0
	7. Other Procurement Methods	17	18	0	32	0	50
	8. TOTAL NEW AWARDS AND MODIFICATIONS	2,695	2,271	1,712	4,878	395	9,256
COMPETITION	9. Competed	1,657	1,871	1,459	3,157	174	6,661
	10. Not Competed	477	333	69	1,436	210	2,048
	11. Not Available for Competition	561	67	184	285	11	547
MODIFICATIONS	12. TOTAL MODIFICATIONS (excluding line 3)	174					397

PART II - SELECTED SOCIOECONOMIC STATISTICS (includes both new awards and modifications)					
TYPE OF CONTRACTOR			PREFERENCE PROGRAMS		
CATEGORY	Number of Actions (a)	Total net Dollars (b)	CATEGORY	Number of Actions (a)	Total net Dollars (b)
Small Business	532	2,271	Small Business Set-Aside	64	238
Small Disadvantaged Business	33	175	Small Disadvantaged Business Set-Aside	21	130
Women-Owned Small Business	99	457	8 (a) Contract Award	14	50
JWOD Nonprofit Agency	0	0			
HBCU /MI	0	0			

Agency for International Development
Actions Reported Individually on SF279
Fiscal Year 1999 Through Fourth Quarter

	Actions	Dollars (000)
TOTAL	829	513,003
CICA APPLICABILITY		
Pre-CICA	0	0
CICA Awards	563	353,611
Simplified Acquisitions	4	377
Subject to Statute Other Than CICA	262	159,015
KIND OF CONTRACT ACTION		
Initial Letter Contract	1	115
Definitive Contract Superseding Letter	0	0
New Definitive Contract	213	105,061
Simplified Acquisitions	0	0
Order Under Single Award Indefinite Delivery Contract	167	71,791
Order Under BOA	0	0
Order /Mod Under GSA Schedule	0	0
Order /Mod Under Other Federal Schedule	0	0
Modifications	448	336,036
Order Under Multiple Awards Contract	0	0
Terminations	0	0
SYNOPSIS OF PROCUREMENT PRIOR TO AWARD		
Synopsis Prior to Award	329	240,904
Not Synopsized Due to Urgency	67	24,038
Not Synopsized For Other Reasons	433	248,061

FEDERAL PROCUREMENT DATA SYSTEM
Agency for International Development
 Actions Reported Individually on SF279
 Fiscal Year 1999 Through Fourth Quarter

AUTHORITY FOR OTHER THAN FULL AND OPEN COMPETITION		Actions	Dollars (000)
	Only One Source	21	14,545
	- Follow-On Contract	11	2,255
	- Utilities (Regulated & Telecommunications)	0	0
	Unusual & Competing Urgency	17	8,198
	Mobilization /Essential R & D	0	0
	International Agreement	0	0
	Authorized by Statute	21	35,683
	Authorized Resale	0	0
	National Security	0	0
	Public Interest	0	0
EXTENT COMPETED			
	Competed	753	448,563
	Not Available For Competition	72	62,717
	Follow-on to Competed Action	0	0
	Not Competed	4	1,723
TYPE OF CONTRACT			
	Fixed Price	226	123,274
	Cost Reimbursement	415	293,004
	Time and Material	172	87,152
	Labor Hour	16	9,573
TYPE OF CONTRACTOR			
	Small Disadvantaged Business	184	65,008
	Other Small Business	191	30,134
	Large Business	415	362,024
	JWOD Nonprofit Agency	9	1,252
	Education, Nonprofit & HBCU/MI	22	47,258
	State & Local Government	0	0
	Foreign Contractor	0	0
	Domestic Contractor Performing Outside US	8	7,327
WOMEN-OWNED BUSINESS			
	Small	45	19,912
	Other	9	1,566
PREFERENCE PROGRAMS			
	Directed JWOD	3	1,156
	8 (a) Program	36	12,547
	Small Disadvantaged Business Set-Aside	0	0
	Small Business Set-Aside	59	2,870
	Buy Indian /Self Determination Act	5	1,214
	No Preference Program or Not Listed	726	495,216
COMMERCIAL ITEM ACQUISITION		0	0
SUBJECT TO LABOR STATUES			
	Walsh Healy Act	51	48,207
	Service Contract Act	59	25,500
	Davis Bacon Act	13	1,415
	Not Subject to Above Acts	706	437,881
PRODUCT OR SERVICE			
	Supplies & Equipment	212	241,779
	ADP Equipment, Purchase and Lease	4	282
	Research & Development	1	45
	Construction	0	0
	Architect & Engineering	0	0
	Real Property, Purchase & Lease, or Maintenance	2	3,668
	ADP Services (includes Installation & Maintenance)	9	1,277
	Other Services	601	265,952

FEDERAL PROCUREMENT DATA SYSTEM
American Battle Monuments Commission
 Actions Reported Individually on SF281
 Fiscal Year 1999 Through Fourth Quarter

PART I - PRIME CONTRACTS							
	PROCUREMENT METHODS	Number of Actions (a)	NET DOLLARS AMOUNTS (000)				Total Dollars (f)
			Small Business Concerns (b)	Large Business Concerns (c)	Domestic Outside U.S./ Foreign (d)	Other Entities (e)	
NEW AWARDS AND MODIFICATIONS	1. Tariff or Regulated Acquisitions	0					0
	2. Contracts for Foreign Government or International Organization	0					0
	3. Simplified Acquisitions	10,031	0	59	7,766	0	7,825
	4. Delivery Orders - GSA Schedules Only	86	60	57	0	0	117
	5. Delivery Orders - Other Federal Schedules	42	0	0	0	41	41
	6. Delivery Orders - All Other	0	0	0	0	0	0
	7. Other Procurement Methods	2,348	0	0	2,072	0	2,072
	8. TOTAL NEW AWARDS AND MODIFICATIONS	12,507	60	116	9,838	41	10,055
COMPETITION	9. Competed	1,001	0	0	489	0	489
	10. Not Competed	2,255	8	15	1,471	4	1,498
	11. Not Available for Competition	9,251	52	101	7,878	37	8,068
MODIFICATIONS	12. TOTAL MODIFICATIONS (excluding line 3)	0					0

PART II - SELECTED SOCIOECONOMIC STATISTICS (includes both new awards and modifications)					
TYPE OF CONTRACTOR			PREFERENCE PROGRAMS		
CATEGORY	Number of Actions (a)	Total net Dollars (b)	CATEGORY	Number of Actions (a)	Total net Dollars (b)
Small Business	5	60	Small Business Set-Aside	0	0
Small Disadvantaged Business	0	0	Small Disadvantaged Business Set-Aside	0	0
Women-Owned Small Business	0	0	8 (a) Contract Award	0	0
JWOD Nonprofit Agency	0	0			
HBCU /MI	0	0			

American Battle Monuments Commission
 Actions Reported Individually on SF279
 Fiscal Year 1999 Through Fourth Quarter

	Actions	Dollars (000)
TOTAL	0	0
CICA APPLICABILITY		
Pre-CICA	0	0
CICA Awards	0	0
Simplified Acquisitions	0	0
Subject to Statute Other Than CICA	0	0
KIND OF CONTRACT ACTION		
Initial Letter Contract	0	0
Definitive Contract Superseding Letter	0	0
New Definitive Contract	0	0
Simplified Acquisitions	0	0
Order Under Single Award Indefinite Delivery Contract	0	0
Order Under BOA	0	0
Order /Mod Under GSA Schedule	0	0
Order /Mod Under Other Federal Schedule	0	0
Modifications	0	0
Order Under Multiple Awards Contract	0	0
Terminations	0	0
SYNOPSIS OF PROCUREMENT PRIOR TO AWARD		
Synopsis Prior to Award	0	0
Not Synopsized Due to Urgency	0	0
Not Synopsized For Other Reasons	0	0

FEDERAL PROCUREMENT DATA SYSTEM
American Battle Monuments Commission
 Actions Reported Individually on SF279
 Fiscal Year 1999 Through Fourth Quarter

AUTHORITY FOR OTHER THAN FULL AND OPEN COMPETITION		Actions	Dollars (000)
Only One Source		0	0
- Follow-On Contract		0	0
- Utilities (Regulated & Telecommunications)		0	0
Unusual & Competing Urgency		0	0
Mobilization /Essential R & D		0	0
International Agreement		0	0
Authorized by Statute		0	0
Authorized Resale		0	0
National Security		0	0
Public Interest		0	0
EXTENT COMPETED			
Competed		0	0
Not Available For Competition		0	0
Follow-on to Competed Action		0	0
Not Competed		0	0
TYPE OF CONTRACT			
Fixed Price		0	0
Cost Reimbursement		0	0
Time and Material		0	0
Labor Hour		0	0
TYPE OF CONTRACTOR			
Small Disadvantaged Business		0	0
Other Small Business		0	0
Large Business		0	0
JWOD Nonprofit Agency		0	0
Education, Nonprofit & HBCU/MI		0	0
State & Local Government		0	0
Foreign Contractor		0	0
Domestic Contractor Performing Outside US		0	0
WOMEN-OWNED BUSINESS			
Small		0	0
Other		0	0
PREFERENCE PROGRAMS			
Directed JWOD		0	0
8 (a) Program		0	0
Small Disadvantaged Business Set-Aside		0	0
Small Business Set-Aside		0	0
Buy Indian /Self Determination Act		0	0
No Preference Program or Not Listed		0	0
COMMERCIAL ITEM ACQUISITION		0	0
SUBJECT TO LABOR STATUES			
Walsh Healy Act		0	0
Service Contract Act		0	0
Davis Bacon Act		0	0
Not Subject to Above Acts		0	0
PRODUCT OR SERVICE			
Supplies & Equipment		0	0
ADP Equipment, Purchase and Lease		0	0
Research & Development		0	0
Construction		0	0
Architect & Engineering		0	0
Real Property, Purchase & Lease, or Maintenance		0	0
ADP Services (includes Installation & Maintenance)		0	0
Other Services		0	0

FEDERAL PROCUREMENT DATA SYSTEM
Commission on Civil Rights
Actions Reported Individually on SF281
Fiscal Year 1999 Through Fourth Quarter

PART I - PRIME CONTRACTS						
	PROCUREMENT METHODS	Number of Actions (a)	NET DOLLARS AMOUNTS (000)			
			Small Business Concerns (b)	Large Business Concerns (c)	Domestic Outside U.S./ Foreign (d)	Other Entities (e)
NEW AWARDS AND MODIFICATIONS	1. Tariff or Regulated Acquisitions	0				0
	2. Contracts for Foreign Government or International Organization	0				0
	3. Simplified Acquisitions	507	145	180	0	325
	4. Delivery Orders - GSA Schedules Only	8	4	34	0	38
	5. Delivery Orders - Other Federal Schedules	0	0	0	0	0
	6. Delivery Orders - All Other	0	0	0	0	0
	7. Other Procurement Methods	8	0	0	0	0
	8. TOTAL NEW AWARDS AND MODIFICATIONS	523	149	214	0	41
COMPETITION	9. Competed	164	101	159	0	260
	10. Not Competed	351	48	55	0	103
	11. Not Available for Competition	8	0	0	0	41
MODIFICATIONS	12. TOTAL MODIFICATIONS (excluding line 3)	0				0

PART II - SELECTED SOCIOECONOMIC STATISTICS (Includes both new awards and modifications)					
TYPE OF CONTRACTOR			PREFERENCE PROGRAMS		
CATEGORY	Number of Actions (a)	Total net Dollars (b)	CATEGORY	Number of Actions (a)	Total net Dollars (b)
Small Business	246	149	Small Business Set-Aside	0	0
Small Disadvantaged Business	0	0	Small Disadvantaged Business Set-Aside	0	0
Women-Owned Small Business	10	26	8 (a) Contract Award	0	0
JWOD Nonprofit Agency	1	0			
HBCU /MI	0	0			

Commission on Civil Rights
Actions Reported Individually on SF279
Fiscal Year 1999 Through Fourth Quarter

	Actions	Dollars (000)
TOTAL		
CICA APPLICABILITY	0	0
Pre-CICA		
CICA Awards	0	0
Simplified Acquisitions	0	0
Subject to Statute Other Than CICA	0	0
KIND OF CONTRACT ACTION		
Initial Letter Contract	0	0
Definitive Contract Superseding Letter	0	0
New Definitive Contract	0	0
Simplified Acquisitions	0	0
Order Under Single Award Indefinite Delivery Contract	0	0
Order Under BOA	0	0
Order /Mod Under GSA Schedule	0	0
Order /Mod Under Other Federal Schedule	0	0
Modifications	0	0
Order Under Multiple Awards Contract	0	0
Terminations	0	0
SYNOPSIS OF PROCUREMENT PRIOR TO AWARD		
Synopsis Prior to Award	0	0
Not Synopsized Due to Urgency	0	0
Not Synopsized For Other Reasons	0	0

FEDERAL PROCUREMENT DATA SYSTEM
Commission on Civil Rights
 Actions Reported Individually on SF279
 Fiscal Year 1999 Through Fourth Quarter

AUTHORITY FOR OTHER THAN FULL AND OPEN COMPETITION		Actions	Dollars (000)
	Only One Source	0	0
	- Follow-On Contract	0	0
	- Utilities (Regulated & Telecommunications)	0	0
	Unusual & Competing Urgency	0	0
	Mobilization /Essential R & D	0	0
	International Agreement	0	0
	Authorized by Statute	0	0
	Authorized Resale	0	0
	National Security	0	0
	Public Interest	0	0
EXTENT COMPETED			
	Competed	0	0
	Not Available For Competition	0	0
	Follow-on to Competed Action	0	0
	Not Competed	0	0
TYPE OF CONTRACT			
	Fixed Price	0	0
	Cost Reimbursement	0	0
	Time and Material	0	0
	Labor Hour	0	0
TYPE OF CONTRACTOR			
	Small Disadvantaged Business	0	0
	Other Small Business	0	0
	Large Business	0	0
	JWOD Nonprofit Agency	0	0
	Education, Nonprofit & HBCU/MI	0	0
	State & Local Government	0	0
	Foreign Contractor	0	0
	Domestic Contractor Performing Outside US	0	0
WOMEN-OWNED BUSINESS			
	Small	0	0
	Other	0	0
PREFERENCE PROGRAMS			
	Directed JWOD	0	0
	8 (a) Program	0	0
	Small Disadvantaged Business Set-Aside	0	0
	Small Business Set-Aside	0	0
	Buy Indian /Self Determination Act	0	0
	No Preference Program or Not Listed	0	0
COMMERCIAL ITEM ACQUISITION		0	0
SUBJECT TO LABOR STATUES			
	Walsh Healy Act	0	0
	Service Contract Act	0	0
	Davis Bacon Act	0	0
	Not Subject to Above Acts	0	0
PRODUCT OR SERVICE			
	Supplies & Equipment	0	0
	ADP Equipment, Purchase and Lease	0	0
	Research & Development	0	0
	Construction	0	0
	Architect & Engineering	0	0
	Real Property, Purchase & Lease, or Maintenance	0	0
	ADP Services (includes Installation & Maintenance)	0	0
	Other Services	0	0

FEDERAL PROCUREMENT DATA SYSTEM
Consumer Product Safety Commission
 Actions Reported Individually on SF281
 Fiscal Year 1999 Through Fourth Quarter

PART I - PRIME CONTRACTS							
	PROCUREMENT METHODS	Number of Actions (a)	NET DOLLARS AMOUNTS (000)				
			Small Business Concerns (b)	Large Business Concerns (c)	Domestic Outside U.S./ Foreign (d)	Other Entities (e)	Total Dollars (f)
NEW AWARDS AND MODIFICATIONS	1. Tariff or Regulated Acquisitions	0					0
	2. Contracts for Foreign Government or International Organization	0					0
	3. Simplified Acquisitions	1,261	1,081	465	19	943	2,508
	4. Delivery Orders - GSA Schedules Only	93	238	338	0	0	576
	5. Delivery Orders - Other Federal Schedules	0	0	0	0	0	0
	6. Delivery Orders - All Other	1	10	0	0	0	10
	7. Other Procurement Methods	3	24	0	0	3	27
	8. TOTAL NEW AWARDS AND MODIFICATIONS	1,358	1,353	803	19	946	3,121
COMPETITION	9. Competed	151	607	442	0	0	1,049
	10. Not Competed	332	169	188	0	2	359
	11. Not Available for Competition	875	577	173	19	944	1,713
MODIFICATIONS	12. TOTAL MODIFICATIONS (excluding line 3)	14					5

PART II - SELECTED SOCIOECONOMIC STATISTICS (includes both new awards and modifications)					
TYPE OF CONTRACTOR			PREFERENCE PROGRAMS		
CATEGORY	Number of Actions (a)	Total net Dollars (b)	CATEGORY	Number of Actions (a)	Total net Dollars (b)
Small Business	497	1,353	Small Business Set-Aside	443	1,004
Small Disadvantaged Business	67	313	Small Disadvantaged Business Set-Aside	0	0
Women-Owned Small Business	232	486	8 (a) Contract Award	2	24
JWOD Nonprofit Agency	1	3			
HBCU /MI	0	0			

Consumer Product Safety Commission
 Actions Reported Individually on SF279
 Fiscal Year 1999 Through Fourth Quarter

	Actions	Dollars (000)
TOTAL	41	2,738
CICA APPLICABILITY		
Pre-CICA	0	0
CICA Awards	30	2,385
Simplified Acquisitions	11	353
Subject to Statute Other Than CICA	0	0
KIND OF CONTRACT ACTION		
Initial Letter Contract	0	0
Definitive Contract Superseding Letter	1	200
New Definitive Contract	4	620
Simplified Acquisitions	5	191
Order Under Single Award Indefinite Delivery Contract	0	0
Order Under BOA	0	0
Order /Mod Under GSA Schedule	10	542
Order /Mod Under Other Federal Schedule	0	0
Modifications	19	1,108
Order Under Multiple Awards Contract	2	77
Terminations	0	0
SYNOPSIS OF PROCUREMENT PRIOR TO AWARD		
Synopsis Prior to Award	20	1,296
Not Synopsized Due to Urgency	0	0
Not Synopsized For Other Reasons	21	1,442

FEDERAL PROCUREMENT DATA SYSTEM
Consumer Product Safety Commission
 Actions Reported Individually on SF279
 Fiscal Year 1999 Through Fourth Quarter

AUTHORITY FOR OTHER THAN FULL AND OPEN COMPETITION		Actions	Dollars (000)
	Only One Source	3	73
	- Follow-On Contract	0	0
	- Utilities (Regulated & Telecommunications)	0	0
	Unusual & Competing Urgency	0	0
	Mobilization /Essential R & D	0	0
	International Agreement	0	0
	Authorized by Statute	6	1,034
	Authorized Resale	0	0
	National Security	0	0
	Public Interest	0	0
EXTENT COMPETED			
	Competed	25	1,452
	Not Available For Competition	16	1,286
	Follow-on to Competed Action	0	0
	Not Competed	0	0
TYPE OF CONTRACT			
	Fixed Price	35	1,577
	Cost Reimbursement	1	500
	Time and Material	0	0
	Labor Hour	5	661
TYPE OF CONTRACTOR			
	Small Disadvantaged Business	11	1,193
	Other Small Business	14	506
	Large Business	11	423
	JWOD Nonprofit Agency	0	0
	Education, Nonprofit & HBCU/MI	5	616
	State & Local Government	0	0
	Foreign Contractor	0	0
	Domestic Contractor Performing Outside US	0	0
WOMEN-OWNED BUSINESS			
	Small	3	225
	Other	0	0
PREFERENCE PROGRAMS			
	Directed JWOD	0	0
	8 (a) Program	9	1,009
	Small Disadvantaged Business Set-Aside	0	0
	Small Business Set-Aside	5	71
	Buy Indian /Self Determination Act	0	0
	No Preference Program or Not Listed	27	1,658
COMMERCIAL ITEM ACQUISITION		4	259
SUBJECT TO LABOR STATUES			
	Walsh Healy Act	8	358
	Service Contract Act	9	1,309
	Davis Bacon Act	0	0
	Not Subject to Above Acts	24	1,071
PRODUCT OR SERVICE			
	Supplies & Equipment	5	295
	ADP Equipment, Purchase and Lease	3	102
	Research & Development	0	0
	Construction	0	0
	Architect & Engineering	0	0
	Real Property, Purchase & Lease, or Maintenance	0	0
	ADP Services (includes Installation & Maintenance)	7	468
	Other Services	26	1,873

FEDERAL PROCUREMENT DATA SYSTEM
Corporation For National And Community Service
 Actions Reported Individually on SF281
 Fiscal Year 1999 Through Fourth Quarter

PART I - PRIME CONTRACTS						
PROCUREMENT METHODS	Number of Actions (a)	NET DOLLARS AMOUNTS (000)				
		Small Business Concerns (b)	Large Business Concerns (c)	Domestic Outside U.S./ Foreign (d)	Other Entities (e)	Total Dollars (f)
NEW AWARDS AND MODIFICATIONS	1. Tariff or Regulated Acquisitions	0				0
	2. Contracts for Foreign Government or International Organization	0				0
	3. Simplified Acquisitions	1,317	2,165	1,604	0	37
	4. Delivery Orders - GSA Schedules Only	262	351	152	0	3
	5. Delivery Orders - Other Federal Schedules	6	2	0	0	0
	6. Delivery Orders - All Other	0	0	0	0	0
	7. Other Procurement Methods	0	0	0	0	0
	8. TOTAL NEW AWARDS AND MODIFICATIONS	1,585	2,518	1,756	0	40
COMPETITION	9. Competed	202	698	603	0	4
	10. Not Competed	1,012	1,411	793	0	10
	11. Not Available for Competition	371	409	360	0	26
MODIFICATIONS	12. TOTAL MODIFICATIONS (excluding line 3)	105				107

PART II - SELECTED SOCIOECONOMIC STATISTICS (includes both new awards and modifications)					
TYPE OF CONTRACTOR			PREFERENCE PROGRAMS		
CATEGORY	Number of Actions (a)	Total net Dollars (b)	CATEGORY	Number of Actions (a)	Total net Dollars (b)
Small Business	388	2,518	Small Business Set-Aside	0	0
Small Disadvantaged Business	8	20	Small Disadvantaged Business Set-Aside	0	0
Women-Owned Small Business	21	137	8 (a) Contract Award	0	0
JWOD Nonprofit Agency	0	0			
HBCU /MI	0	0			

Corporation For National And Community Service
 Actions Reported Individually on SF279
 Fiscal Year 1999 Through Fourth Quarter

	Actions	Dollars (000)
TOTAL	53	14,424
CICA APPLICABILITY		
Pre-CICA	1	351
CICA Awards	39	13,072
Simplified Acquisitions	13	1,001
Subject to Statute Other Than CICA	0	0
KIND OF CONTRACT ACTION		
Initial Letter Contract	1	456
Definitive Contract Superseding Letter	0	0
New Definitive Contract	1	864
Simplified Acquisitions	9	592
Order Under Single Award Indefinite Delivery Contract	8	1,015
Order Under BOA	1	362
Order /Mod Under GSA Schedule	1	66
Order /Mod Under Other Federal Schedule	0	0
Modifications	14	7,268
Order Under Multiple Awards Contract	18	3,801
Terminations	0	0
SYNOPSIS OF PROCUREMENT PRIOR TO AWARD		
Synopsis Prior to Award	34	12,499
Not Synopsized Due to Urgency	1	32
Not Synopsized For Other Reasons	18	1,893

FEDERAL PROCUREMENT DATA SYSTEM
Corporation For National And Community Service
 Actions Reported Individually on SF279
 Fiscal Year 1999 Through Fourth Quarter

AUTHORITY FOR OTHER THAN FULL AND OPEN COMPETITION		Actions	Dollars (000)
Only One Source		2	501
- Follow-On Contract		0	0
- Utilities (Regulated & Telecommunications)		0	0
Unusual & Competing Urgency		0	0
Mobilization /Essential R & D		0	0
International Agreement		0	0
Authorized by Statute		0	0
Authorized Resale		0	0
National Security		0	0
Public Interest		0	0
EXTENT COMPETED			
Competed		42	12,828
Not Available For Competition		4	916
Follow-on to Competed Action		0	0
Not Competed		7	680
TYPE OF CONTRACT			
Fixed Price		11	1,360
Cost Reimbursement		9	7,888
Time and Material		33	5,176
Labor Hour		0	0
TYPE OF CONTRACTOR			
Small Disadvantaged Business		11	779
Other Small Business		7	1,486
Large Business		30	11,313
JWOD Nonprofit Agency		4	390
Education, Nonprofit & HBCU/MI		1	456
State & Local Government		0	0
Foreign Contractor		0	0
Domestic Contractor Performing Outside US		0	0
WOMEN-OWNED BUSINESS			
Small		2	56
Other		0	0
PREFERENCE PROGRAMS			
Directed JWOD		4	390
8 (a) Program		10	715
Small Disadvantaged Business Set-Aside		1	64
Small Business Set-Aside		2	1,057
Buy Indian /Self Determination Act		0	0
No Preference Program or Not Listed		36	12,198
COMMERCIAL ITEM ACQUISITION			
		3	165
SUBJECT TO LABOR STATUES			
Walsh Healy Act		1	351
Service Contract Act		5	1,201
Davis Bacon Act		0	0
Not Subject to Above Acts		47	12,872
PRODUCT OR SERVICE			
Supplies & Equipment		5	590
ADP Equipment, Purchase and Lease		1	66
Research & Development		0	0
Construction		0	0
Architect & Engineering		0	0
Real Property, Purchase & Lease, or Maintenance		1	456
ADP Services (includes Installation & Maintenance)		11	779
Other Services		35	12,533

FEDERAL PROCUREMENT DATA SYSTEM
Defense Nuclear Facilities Safety Board
 Actions Reported Individually on SF281
 Fiscal Year 1999 Through Fourth Quarter

PART I - PRIME CONTRACTS						
PROCUREMENT METHODS	Number of Actions (a)	NET DOLLARS AMOUNTS (000)				
		Small Business Concerns (b)	Large Business Concerns (c)	Domestic Outside U.S./ Foreign (d)	Other Entities (e)	Total Dollars (f)
1. Tariff or Regulated Acquisitions	0					0
2. Contracts for Foreign Government or International Organization	0					0
3. Simplified Acquisitions	64	55	47	0	1	103
4. Delivery Orders - GSA Schedules Only	7	1	71	0	0	72
5. Delivery Orders - Other Federal Schedules	0	0	0	0	0	0
6. Delivery Orders - All Other	0	0	0	0	0	0
7. Other Procurement Methods	0	0	0	0	0	0
8. TOTAL NEW AWARDS AND MODIFICATIONS	71	56	118	0	1	175
9. Competed	18	29	100	0	0	129
10. Not Competed	1	0	6	0	0	6
11. Not Available for Competition	52	27	12	0	1	40
12. TOTAL MODIFICATIONS (excluding line 3)	0					0

PART II - SELECTED SOCIOECONOMIC STATISTICS (includes both new awards and modifications)					
TYPE OF CONTRACTOR			PREFERENCE PROGRAMS		
CATEGORY	Number of Actions (a)	Total net Dollars (b)	CATEGORY	Number of Actions (a)	Total net Dollars (b)
Small Business	37	56	Small Business Set-Aside	29	29
Small Disadvantaged Business	0	0	Small Disadvantaged Business Set-Aside	0	0
Women-Owned Small Business	0	0	8 (a) Contract Award	0	0
JWOD Nonprofit Agency	0	0			
HBCU /MI	0	0			

Defense Nuclear Facilities Safety Board
 Actions Reported Individually on SF279
 Fiscal Year 1999 Through Fourth Quarter

	Actions	Dollars (000)
TOTAL	3	75
CICA APPLICABILITY		
Pre-CICA	0	0
CICA Awards	1	25
Simplified Acquisitions	0	0
Subject to Statute Other Than CICA	2	50
KIND OF CONTRACT ACTION		
Initial Letter Contract	0	0
Definitive Contract Superseding Letter	0	0
New Definitive Contract	1	25
Simplified Acquisitions	0	0
Order Under Single Award Indefinite Delivery Contract	0	0
Order Under BOA	0	0
Order /Mod Under GSA Schedule	0	0
Order /Mod Under Other Federal Schedule	0	0
Modifications	2	50
Order Under Multiple Awards Contract	0	0
Terminations	0	0
SYNOPSIS OF PROCUREMENT PRIOR TO AWARD		
Synopsis Prior to Award	0	0
Not Synopsized Due to Urgency	0	0
Not Synopsized For Other Reasons	3	75

FEDERAL PROCUREMENT DATA SYSTEM
Defense Nuclear Facilities Safety Board
 Actions Reported Individually on SF279
 Fiscal Year 1999 Through Fourth Quarter

AUTHORITY FOR OTHER THAN FULL AND OPEN COMPETITION		Actions	Dollars (000)
	Only One Source	0	0
	- Follow-On Contract	0	0
	- Utilities (Regulated & Telecommunications)	0	0
	Unusual & Competing Urgency	0	0
	Mobilization /Essential R & D	0	0
	International Agreement	0	0
	Authorized by Statute	1	25
	Authorized Resale	0	0
	National Security	0	0
	Public Interest	0	0
EXTENT COMPETED			
	Competed	0	0
	Not Available For Competition	0	0
	Follow-on to Competed Action	0	0
	Not Competed	3	75
TYPE OF CONTRACT			
	Fixed Price	0	0
	Cost Reimbursement	0	0
	Time and Material	3	75
	Labor Hour	0	0
TYPE OF CONTRACTOR			
	Small Disadvantaged Business	0	0
	Other Small Business	3	75
	Large Business	0	0
	JWOD Nonprofit Agency	0	0
	Education, Nonprofit & HBCU/MI	0	0
	State & Local Government	0	0
	Foreign Contractor	0	0
	Domestic Contractor Performing Outside US	0	0
WOMEN-OWNED BUSINESS			
	Small	0	0
	Other	0	0
PREFERENCE PROGRAMS			
	Directed JWOD	0	0
	8 (a) Program	0	0
	Small Disadvantaged Business Set-Aside	0	0
	Small Business Set-Aside	0	0
	Buy Indian /Self Determination Act	0	0
	No Preference Program or Not Listed	3	75
COMMERCIAL ITEM ACQUISITION		0	0
SUBJECT TO LABOR STATUES			
	Walsh Healy Act	0	0
	Service Contract Act	0	0
	Davis Bacon Act	0	0
	Not Subject to Above Acts	3	75
PRODUCT OR SERVICE			
	Supplies & Equipment	0	0
	ADP Equipment, Purchase and Lease	0	0
	Research & Development	0	0
	Construction	0	0
	Architect & Engineering	0	0
	Real Property, Purchase & Lease, or Maintenance	0	0
	ADP Services (includes Installation & Maintenance)	0	0
	Other Services	3	75

**FEDERAL PROCUREMENT DATA SYSTEM
Environmental Protection Agency
Actions Reported Individually on SF281
Fiscal Year 1999 Through Fourth Quarter**

PART I - PRIME CONTRACTS							
	PROCUREMENT METHODS	Number of Actions (a)	NET DOLLARS AMOUNTS (000)				
			Small Business Concerns (b)	Large Business Concerns (c)	Domestic Outside U.S./ Foreign (d)	Other Entities (e)	Total Dollars (f)
NEW AWARDS AND MODIFICATIONS	1. Tariff or Regulated Acquisitions	0				0	
	2. Contracts for Foreign Government or International Organization	64				1,535	
	3. Simplified Acquisitions	12,791	48,649	33,627	423	7,956	90,655
	4. Delivery Orders - GSA Schedules Only	5,159	18,657	98,734	0	3,006	120,397
	5. Delivery Orders - Other Federal Schedules	612	242	10,338	0	2,360	12,940
	6. Delivery Orders - All Other	0	0	0	0	0	0
	7. Other Procurement Methods	0	0	0	0	0	0
	8. TOTAL NEW AWARDS AND MODIFICATIONS	18,626	67,548	142,699	423	13,322	225,527
COMPETITION	9. Competed	1,975	15,740	15,273	72	2,592	33,677
	10. Not Competed	10,888	32,910	18,353	351	5,363	56,977
	11. Not Available for Competition	5,763	18,898	109,073	0	5,367	133,338
MODIFICATIONS	12. TOTAL MODIFICATIONS (excluding line 3)	0					0

PART II - SELECTED SOCIOECONOMIC STATISTICS (includes both new awards and modifications)					
TYPE OF CONTRACTOR			PREFERENCE PROGRAMS		
CATEGORY	Number of Actions (a)	Total net Dollars (b)	CATEGORY	Number of Actions (a)	Total net Dollars (b)
Small Business	9,508	67,548	Small Business Set-Aside	6,647	38,888
Small Disadvantaged Business	1,327	19,071	Small Disadvantaged Business Set-Aside	938	9,811
Women-Owned Small Business	987	12,162	8 (a) Contract Award	167	4,037
JWOD Nonprofit Agency	226	1,784			
HBCU /MI	0	0			

**Environmental Protection Agency
Actions Reported Individually on SF279
Fiscal Year 1999 Through Fourth Quarter**

	Actions	Dollars (000)
TOTAL	5,454	1,066,198
CICA APPLICABILITY		
Pre-CICA	4	101
CICA Awards	3,448	767,368
Simplified Acquisitions	0	0
Subject to Statute Other Than CICA	1,998	300,010
KIND OF CONTRACT ACTION		
Initial Letter Contract	0	0
Definitive Contract Superseding Letter	4	3,176
New Definitive Contract	220	55,036
Simplified Acquisitions	0	0
Order Under Single Award Indefinite Delivery Contract	2,442	364,865
Order Under BOA	0	0
Order /Mod Under GSA Schedule	0	0
Order /Mod Under Other Federal Schedule	0	0
Modifications	2,788	643,121
Order Under Multiple Awards Contract	0	0
Terminations	0	0
SYNOPSIS OF PROCUREMENT PRIOR TO AWARD		
Synopsis Prior to Award	5,450	1,067,479
Not Synopsized Due to Urgency	0	0
Not Synopsized For Other Reasons	0	0

FEDERAL PROCUREMENT DATA SYSTEM
Environmental Protection Agency
 Actions Reported Individually on SF279
 Fiscal Year 1999 Through Fourth Quarter

AUTHORITY FOR OTHER THAN FULL AND OPEN COMPETITION		Actions	Dollars (000)
Only One Source		294	41,229
- Follow-On Contract		80	18,859
- Utilities (Regulated & Telecommunications)		0	0
Unusual & Competing Urgency		3	3,490
Mobilization /Essential R & D		0	0
International Agreement		0	0
Authorized by Statute		128	9,918
Authorized Resale		0	0
National Security		0	0
Public Interest		0	0
EXTENT COMPETED			
Competed		5,087	1,018,373
Not Available For Competition		259	24,990
Follow-on to Competed Action		71	18,113
Not Competed		33	6,003
TYPE OF CONTRACT			
Fixed Price		875	81,230
Cost Reimbursement		3,386	737,559
Time and Material		1,189	248,690
Labor Hour		0	0
TYPE OF CONTRACTOR			
Small Disadvantaged Business		619	63,361
Other Small Business		1,227	216,965
Large Business		3,319	753,437
JWOD Nonprofit Agency		2	260
Education, Nonprofit & HBCU/MI		281	33,001
State & Local Government		2	455
Foreign Contractor		0	0
Domestic Contractor Performing Outside US		0	0
WOMEN-OWNED BUSINESS			
Small		218	27,050
Other		0	0
PREFERENCE PROGRAMS			
Directed JWOD		2	260
8 (a) Program		259	24,990
Small Disadvantaged Business Set-Aside		0	0
Small Business Set-Aside		589	68,829
Buy Indian /Self Determination Act		0	0
No Preference Program or Not Listed		4,600	973,400
COMMERCIAL ITEM ACQUISITION			
		0	0
SUBJECT TO LABOR STATUES			
Walsh Healy Act		149	11,395
Service Contract Act		2,020	448,795
Davis Bacon Act		171	45,454
Not Subject to Above Acts		3,110	561,835
PRODUCT OR SERVICE			
Supplies & Equipment		44	4,722
ADP Equipment, Purchase and Lease		154	5,955
Research & Development		411	50,869
Construction		109	9,819
Architect & Engineering		23	7,321
Real Property, Purchase & Lease, or Maintenance		7	505
ADP Services (includes Installation & Maintenance)		141	26,219
Other Services		4,565	960,788

FEDERAL PROCUREMENT DATA SYSTEM
Equal Employment Opportunity Commission
 Actions Reported Individually on SF281
 Fiscal Year 1999 Through Fourth Quarter

PART I - PRIME CONTRACTS							
	PROCUREMENT METHODS	Number of Actions (a)	NET DOLLARS AMOUNTS (000)				
			Small Business Concerns (b)	Large Business Concerns (c)	Domestic Outside U.S./ Foreign (d)	Other Entities (e)	Total Dollars (f)
NEW AWARDS AND MODIFICATIONS	1. Tariff or Regulated Acquisitions	0					0
	2. Contracts for Foreign Government or International Organization	0					0
	3. Simplified Acquisitions	5,850	5,862	1,584	0	0	7,446
	4. Delivery Orders - GSA Schedules Only	706	471	1,388	0	0	1,859
	5. Delivery Orders - Other Federal Schedules	22	21	40	0	26	87
	6. Delivery Orders - All Other	12	37	0	0	0	37
	7. Other Procurement Methods	2	0	0	0	12	12
	8. TOTAL NEW AWARDS AND MODIFICATIONS	6,592	6,391	3,012	0	38	9,441
COMPETITION	9. Competed	800	1,702	757	0	0	2,459
	10. Not Competed	1,880	2,189	663	0	0	2,852
	11. Not Available for Competition	3,912	2,500	1,592	0	38	4,130
MODIFICATIONS	12. TOTAL MODIFICATIONS (excluding line 3)	94					44

PART II - SELECTED SOCIOECONOMIC STATISTICS (includes both new awards and modifications)					
TYPE OF CONTRACTOR			PREFERENCE PROGRAMS		
CATEGORY	Number of Actions (a)	Total net Dollars (b)	CATEGORY	Number of Actions (a)	Total net Dollars (b)
Small Business	5,014	6,391	Small Business Set-Aside	0	0
Small Disadvantaged Business	105	274	Small Disadvantaged Business Set-Aside	0	0
Women-Owned Small Business	498	865	8 (a) Contract Award	0	0
JWOD Nonprofit Agency	0	0			
HBCU /MI	0	0			

Equal Employment Opportunity Commission
 Actions Reported Individually on SF279
 Fiscal Year 1999 Through Fourth Quarter

	Actions	Dollars (000)
TOTAL	358	44,717
CICA APPLICABILITY		
Pre-CICA	0	0
CICA Awards	339	43,965
Simplified Acquisitions	17	700
Subject to Statute Other Than CICA	2	52
KIND OF CONTRACT ACTION		
Initial Letter Contract	0	0
Definitive Contract Superseding Letter	0	0
New Definitive Contract	103	15,728
Simplified Acquisitions	14	723
Order Under Single Award Indefinite Delivery Contract	2	91
Order Under BOA	0	0
Order /Mod Under GSA Schedule	78	12,543
Order /Mod Under Other Federal Schedule	0	0
Modifications	159	15,496
Order Under Multiple Awards Contract	2	136
Terminations	0	0
SYNOPSIS OF PROCUREMENT PRIOR TO AWARD		
Synopsis Prior to Award	106	14,472
Not Synopsized Due to Urgency	6	185
Not Synopsized For Other Reasons	246	30,060

FEDERAL PROCUREMENT DATA SYSTEM
Equal Employment Opportunity Commission
 Actions Reported Individually on SF279
 Fiscal Year 1999 Through Fourth Quarter

AUTHORITY FOR OTHER THAN FULL AND OPEN COMPETITION		Actions	Dollars (000)
	Only One Source	2	150
	- Follow-On Contract	0	0
	- Utilities (Regulated & Telecommunications)	0	0
	Unusual & Competing Urgency	4	38
	Mobilization /Essential R & D	9	97
	International Agreement	0	0
	Authorized by Statute	215	29,026
	Authorized Resale	0	0
	National Security	0	0
	Public Interest	0	0
EXTENT COMPETED			
	Competed	119	15,096
	Not Available For Competition	215	29,026
	Follow-on to Competed Action	0	0
	Not Competed	24	595
TYPE OF CONTRACT			
	Fixed Price	337	44,384
	Cost Reimbursement	0	0
	Time and Material	21	333
	Labor Hour	0	0
TYPE OF CONTRACTOR			
	Small Disadvantaged Business	16	786
	Other Small Business	43	2,261
	Large Business	84	12,626
	JWOD Nonprofit Agency	0	0
	Education, Nonprofit & HBCU/MI	1	49
	State & Local Government	214	28,995
	Foreign Contractor	0	0
	Domestic Contractor Performing Outside US	0	0
WOMEN-OWNED BUSINESS			
	Small	7	431
	Other	0	0
PREFERENCE PROGRAMS			
	Directed JWOD	0	0
	8 (a) Program	8	286
	Small Disadvantaged Business Set-Aside	3	118
	Small Business Set-Aside	1	21
	Buy Indian /Self Determination Act	0	0
	No Preference Program or Not Listed	346	44,292
COMMERCIAL ITEM ACQUISITION		53	9,588
SUBJECT TO LABOR STATUES			
	Walsh Healy Act	47	4,309
	Service Contract Act	25	2,020
	Davis Bacon Act	0	0
	Not Subject to Above Acts	286	38,388
PRODUCT OR SERVICE			
	Supplies & Equipment	46	4,007
	ADP Equipment, Purchase and Lease	40	8,454
	Research & Development	0	0
	Construction	0	0
	Architect & Engineering	3	22
	Real Property, Purchase & Lease, or Maintenance	3	188
	ADP Services (includes Installation & Maintenance)	10	566
	Other Services	256	31,480

**FEDERAL PROCUREMENT DATA SYSTEM
Federal Election Commission
Actions Reported Individually on SF281
Fiscal Year 1999 Through Fourth Quarter**

PART I - PRIME CONTRACTS							
	PROCUREMENT METHODS	Number of Actions (a)	NET DOLLARS AMOUNTS (000)				Total Dollars (f)
			Small Business Concerns (b)	Large Business Concerns (c)	Domestic Outside U.S./ Foreign (d)	Other Entities (e)	
NEW AWARDS AND MODIFICATIONS	1. Tariff or Regulated Acquisitions	9					24
	2. Contracts for Foreign Government or International Organization	0					0
	3. Simplified Acquisitions	1,130	1,173	721	5	89	1,988
	4. Delivery Orders - GSA Schedules Only	183	100	232	1	11	344
	5. Delivery Orders - Other Federal Schedules	0	0	0	0	0	0
	6. Delivery Orders - All Other	9	79	0	0	0	79
	7. Other Procurement Methods	0	0	0	0	0	0
	8. TOTAL NEW AWARDS AND MODIFICATIONS	1,331	1,352	953	6	100	2,435
COMPETITION	9. Competed	669	1,087	768	1	71	1,927
	10. Not Competed	56	39	5	4	4	52
	11. Not Available for Competition	606	226	180	1	25	432
MODIFICATIONS	12. TOTAL MODIFICATIONS (excluding line 3)	0					0

PART II - SELECTED SOCIOECONOMIC STATISTICS (includes both new awards and modifications)					
TYPE OF CONTRACTOR			PREFERENCE PROGRAMS		
CATEGORY	Number of Actions (a)	Total net Dollars (b)	CATEGORY	Number of Actions (a)	Total net Dollars (b)
Small Business	702	1,352	Small Business Set-Aside	0	0
Small Disadvantaged Business	12	47	Small Disadvantaged Business Set-Aside	0	0
Women-Owned Small Business	109	207	8 (a) Contract Award	0	0
JWOD Nonprofit Agency	0	0			
HBCU /MI	0	0			

**Federal Election Commission
Actions Reported Individually on SF279
Fiscal Year 1999 Through Fourth Quarter**

	Actions	Dollars (000)
TOTAL	12	475
CICA APPLICABILITY		
Pre-CICA	0	0
CICA Awards	4	172
Simplified Acquisitions	6	216
Subject to Statute Other Than CICA	0	0
KIND OF CONTRACT ACTION		
Initial Letter Contract	1	26
Definitive Contract Superseding Letter	0	0
New Definitive Contract	0	0
Simplified Acquisitions	8	303
Order Under Single Award Indefinite Delivery Contract	3	146
Order Under BOA	0	0
Order /Mod Under GSA Schedule	0	0
Order /Mod Under Other Federal Schedule	0	0
Modifications	0	0
Order Under Multiple Awards Contract	0	0
Terminations	0	0
SYNOPSIS OF PROCUREMENT PRIOR TO AWARD		
Synopsis Prior to Award	7	289
Not Synopsized Due to Urgency	0	0
Not Synopsized For Other Reasons	5	186

FEDERAL PROCUREMENT DATA SYSTEM
Federal Election Commission
 Actions Reported Individually on SF279
 Fiscal Year 1999 Through Fourth Quarter

AUTHORITY FOR OTHER THAN FULL AND OPEN COMPETITION		Actions	Dollars (000)
	Only One Source	0	0
	- Follow-On Contract	0	0
	- Utilities (Regulated & Telecommunications)	0	0
	Unusual & Competing Urgency	0	0
	Mobilization /Essential R & D	0	0
	International Agreement	0	0
	Authorized by Statute	0	0
	Authorized Resale	0	0
	National Security	0	0
	Public Interest	0	0
EXTENT COMPETED			
	Competed	12	475
	Not Available For Competition	0	0
	Follow-on to Competed Action	0	0
	Not Competed	0	0
TYPE OF CONTRACT			
	Fixed Price	12	475
	Cost Reimbursement	0	0
	Time and Material	0	0
	Labor Hour	0	0
TYPE OF CONTRACTOR			
	Small Disadvantaged Business	0	0
	Other Small Business	7	244
	Large Business	5	231
	JWOD Nonprofit Agency	0	0
	Education, Nonprofit & HBCU/MI	0	0
	State & Local Government	0	0
	Foreign Contractor	0	0
	Domestic Contractor Performing Outside US	0	0
WOMEN-OWNED BUSINESS			
	Small	1	48
	Other	0	0
PREFERENCE PROGRAMS			
	Directed JWOD	0	0
	8 (a) Program	0	0
	Small Disadvantaged Business Set-Aside	0	0
	Small Business Set-Aside	0	0
	Buy Indian /Self Determination Act	0	0
	No Preference Program or Not Listed	12	475
COMMERCIAL ITEM ACQUISITION		3	90
SUBJECT TO LABOR STATUES			
	Walsh Healy Act	5	170
	Service Contract Act	0	0
	Davis Bacon Act	0	0
	Not Subject to Above Acts	7	305
PRODUCT OR SERVICE			
	Supplies & Equipment	5	207
	ADP Equipment, Purchase and Lease	0	0
	Research & Development	0	0
	Construction	0	0
	Architect & Engineering	0	0
	Real Property, Purchase & Lease, or Maintenance	0	0
	ADP Services (includes Installation & Maintenance)	6	242
	Other Services	1	26

FEDERAL PROCUREMENT DATA SYSTEM
Federal Emergency Management Agency
 Actions Reported Individually on SF281
 Fiscal Year 1999 Through Fourth Quarter

PART I - PRIME CONTRACTS							
PROCUREMENT METHODS	Number of Actions (a)	NET DOLLARS AMOUNTS (000)					
		Small Business Concerns (b)	Large Business Concerns (c)	Domestic Outside U.S./ Foreign (d)	Other Entities (e)	Total Dollars (f)	
NEW AWARDS AND MODIFICATIONS	1. Tariff or Regulated Acquisitions	4				30	
	2. Contracts for Foreign Government or International Organization	0				0	
	3. Simplified Acquisitions	668	2,415	517	0	285	3,217
	4. Delivery Orders - GSA Schedules Only	88	316	519	0	0	835
	5. Delivery Orders - Other Federal Schedules	8	62	3	0	7	72
	6. Delivery Orders - All Other	1	0	0	0	18	18
	7. Other Procurement Methods	19	99	41	0	28	168
	8. TOTAL NEW AWARDS AND MODIFICATIONS	788	2,892	1,080	0	338	4,340
COMPETITION	9. Competed	588	2,115	449	0	0	2,564
	10. Not Competed	130	544	399	0	212	1,155
	11. Not Available for Competition	70	233	232	0	126	591
MODIFICATIONS	12. TOTAL MODIFICATIONS (excluding line 3)	101				179	

PART II - SELECTED SOCIOECONOMIC STATISTICS (includes both new awards and modifications)					
TYPE OF CONTRACTOR			PREFERENCE PROGRAMS		
CATEGORY	Number of Actions (a)	Total net Dollars (b)	CATEGORY	Number of Actions (a)	Total net Dollars (b)
Small Business	621	2,892	Small Business Set-Aside	572	2,433
Small Disadvantaged Business	32	355	Small Disadvantaged Business Set-Aside	3	16
Women-Owned Small Business	54	267	8 (a) Contract Award	14	124
JWOD Nonprofit Agency	11	102			
HBCU/MI	0	0			

Federal Emergency Management Agency
 Actions Reported Individually on SF279
 Fiscal Year 1999 Through Fourth Quarter

	Actions	Dollars (000)
TOTAL	1,454	288,271
CICA APPLICABILITY		
Pre-CICA	0	0
CICA Awards	1,325	276,653
Simplified Acquisitions	117	10,568
Subject to Statute Other Than CICA	11	1,041
KIND OF CONTRACT ACTION		
Initial Letter Contract	0	0
Definitive Contract Superseding Letter	4	1,952
New Definitive Contract	42	13,864
Simplified Acquisitions	92	10,303
Order Under Single Award Indefinite Delivery Contract	584	78,479
Order Under BOA	0	0
Order /Mod Under GSA Schedule	177	23,773
Order /Mod Under Other Federal Schedule	0	0
Modifications	530	157,973
Order Under Multiple Awards Contract	25	1,927
Terminations	0	0
SYNOPSIS OF PROCUREMENT PRIOR TO AWARD		
Synopsis Prior to Award	1,118	224,654
Not Synopsized Due to Urgency	42	11,237
Not Synopsized For Other Reasons	293	52,371

FEDERAL PROCUREMENT DATA SYSTEM
Federal Emergency Management Agency
 Actions Reported Individually on SF279
 Fiscal Year 1999 Through Fourth Quarter

AUTHORITY FOR OTHER THAN FULL AND OPEN COMPETITION		Actions	Dollars (000)
Only One Source		28	16,497
- Follow-On Contract		0	0
- Utilities (Regulated & Telecommunications)		12	1,440
Unusual & Competing Urgency		11	5,855
Mobilization /Essential R & D		0	0
International Agreement		11	468
Authorized by Statute		147	14,974
Authorized Resale		0	0
National Security		33	17,259
Public Interest		0	0
EXTENT COMPETED			
Competed		1,170	235,232
Not Available For Competition		185	15,713
Follow-on to Competed Action		3	608
Not Competed		95	36,709
TYPE OF CONTRACT			
Fixed Price		662	120,203
Cost Reimbursement		254	94,738
Time and Material		503	67,577
Labor Hour		34	5,744
TYPE OF CONTRACTOR			
Small Disadvantaged Business		222	23,359
Other Small Business		224	36,585
Large Business		952	223,398
JWOD Nonprofit Agency		5	252
Education, Nonprofit & HBCU/MI		36	3,891
State & Local Government		13	700
Foreign Contractor		1	77
Domestic Contractor Performing Outside US		0	0
WOMEN-OWNED BUSINESS			
Small		106	12,637
Other		1	60
PREFERENCE PROGRAMS			
Directed JWOD		5	252
8 (a) Program		162	15,362
Small Disadvantaged Business Set-Aside		3	205
Small Business Set-Aside		166	26,297
Buy Indian /Self Determination Act		0	0
No Preference Program or Not Listed		1,117	246,146
COMMERCIAL ITEM ACQUISITION		271	35,443
SUBJECT TO LABOR STATUES			
Walsh Healy Act		75	10,846
Service Contract Act		154	42,478
Davis Bacon Act		28	2,477
Not Subject to Above Acts		1,196	232,461
PRODUCT OR SERVICE			
Supplies & Equipment		118	20,363
ADP Equipment, Purchase and Lease		54	10,487
Research & Development		1	27
Construction		40	3,584
Architect & Engineering		449	42,938
Real Property, Purchase & Lease, or Maintenance		1	566
ADP Services (includes Installation & Maintenance)		187	29,682
Other Services		604	180,624

FEDERAL PROCUREMENT DATA SYSTEM
Federal Energy Regulatory Commission
 Actions Reported Individually on SF281
 Fiscal Year 1999 Through Fourth Quarter

PART I - PRIME CONTRACTS							
	PROCUREMENT METHODS	Number of Actions (a)	NET DOLLARS AMOUNTS (000)				
			Small Business Concerns (b)	Large Business Concerns (c)	Domestic Outside U.S./ Foreign (d)	Other Entities (e)	Total Dollars (f)
NEW AWARDS AND MODIFICATIONS	1. Tariff or Regulated Acquisitions	12				67	
	2. Contracts for Foreign Government or International Organization	0				0	
	3. Simplified Acquisitions	79	173	272	0	0	445
	4. Delivery Orders - GSA Schedules Only	15	6	114	0	0	120
	5. Delivery Orders - Other Federal Schedules	0	0	0	0	0	0
	6. Delivery Orders - All Other	1	0	4	0	0	4
	7. Other Procurement Methods	0	0	0	0	0	0
	8. TOTAL NEW AWARDS AND MODIFICATIONS	107	179	390	0	0	636
COMPETITION MODIFICATIONS	9. Competed	27	79	144	0	0	223
	10. Not Competed	70	99	193	0	0	292
	11. Not Available for Competition	10	1	53	0	0	54
	12. TOTAL MODIFICATIONS (excluding line 3)	1				1	

PART II - SELECTED SOCIOECONOMIC STATISTICS (Includes both new awards and modifications)					
TYPE OF CONTRACTOR			PREFERENCE PROGRAMS		
CATEGORY	Number of Actions (a)	Total net Dollars (b)	CATEGORY	Number of Actions (a)	Total net Dollars (b)
Small Business	51	179	Small Business Set-Aside	47	152
Small Disadvantaged Business	0	0	Small Disadvantaged Business Set-Aside	0	0
Women-Owned Small Business	0	0	8 (a) Contract Award	0	0
JWOD Nonprofit Agency	0	0			
HBCU /MI	0	0			

Federal Energy Regulatory Commission
 Actions Reported Individually on SF279
 Fiscal Year 1999 Through Fourth Quarter

	Actions	Dollars (000)
TOTAL	101	8,687
CICA APPLICABILITY		
Pre-CICA	2	125
CICA Awards	93	8,379
Simplified Acquisitions	5	198
Subject to Statute Other Than CICA	1	-15
KIND OF CONTRACT ACTION		
Initial Letter Contract	4	95
Definitive Contract Superseding Letter	0	0
New Definitive Contract	1	30
Simplified Acquisitions	5	198
Order Under Single Award Indefinite Delivery Contract	0	0
Order Under BOA	1	105
Order /Mod Under GSA Schedule	19	1,257
Order /Mod Under Other Federal Schedule	0	0
Modifications	71	7,002
Order Under Multiple Awards Contract	0	0
Terminations	0	0
SYNOPSIS OF PROCUREMENT PRIOR TO AWARD		
Synopsis Prior to Award	75	6,834
Not Synopsized Due to Urgency	2	113
Not Synopsized For Other Reasons	24	1,740

FEDERAL PROCUREMENT DATA SYSTEM
Federal Energy Regulatory Commission
 Actions Reported Individually on SF279
 Fiscal Year 1999 Through Fourth Quarter

AUTHORITY FOR OTHER THAN FULL AND OPEN COMPETITION		Actions	Dollars (000)
Only One Source		4	-1
- Follow-On Contract		0	0
- Utilities (Regulated & Telecommunications)		0	0
Unusual & Competing Urgency		2	113
Mobilization /Essential R & D		0	0
International Agreement		0	0
Authorized by Statute		3	-28
Authorized Resale		0	0
National Security		0	0
Public Interest		0	0
EXTENT COMPETED			
Competed		88	8,643
Not Available For Competition		3	6
Follow-on to Competed Action		2	105
Not Competed		8	-67
TYPE OF CONTRACT			
Fixed Price		42	2,527
Cost Reimbursement		8	1,033
Time and Material		9	1,271
Labor Hour		42	3,856
TYPE OF CONTRACTOR			
Small Disadvantaged Business		13	177
Other Small Business		18	2,432
Large Business		69	6,053
JWOD Nonprofit Agency		0	0
Education, Nonprofit & HBCU/MI		1	25
State & Local Government		0	0
Foreign Contractor		0	0
Domestic Contractor Performing Outside US		0	0
WOMEN-OWNED BUSINESS			
Small		7	905
Other		0	0
PREFERENCE PROGRAMS			
Directed JWOD		0	0
8 (a) Program		9	26
Small Disadvantaged Business Set-Aside		0	0
Small Business Set-Aside		5	864
Buy Indian /Self Determination Act		0	0
No Preference Program or Not Listed		87	7,797
COMMERCIAL ITEM ACQUISITION		24	1,961
SUBJECT TO LABOR STATUES			
Walsh Healy Act		6	703
Service Contract Act		5	835
Davis Bacon Act		0	0
Not Subject to Above Acts		90	7,149
PRODUCT OR SERVICE			
Supplies & Equipment		4	9
ADP Equipment, Purchase and Lease		13	933
Research & Development		2	-196
Construction		0	0
Architect & Engineering		1	26
Real Property, Purchase & Lease, or Maintenance		1	4
ADP Services (includes Installation & Maintenance)		5	-157
Other Services		75	8,068

FEDERAL PROCUREMENT DATA SYSTEM
Federal Labor Relations Authority
Actions Reported Individually on SF281
Fiscal Year 1999 Through Fourth Quarter

PART I - PRIME CONTRACTS							
	PROCUREMENT METHODS	Number of Actions (a)	NET DOLLARS AMOUNTS (000)				
			Small Business Concerns (b)	Large Business Concerns (c)	Domestic Outside U.S./ Foreign (d)	Other Entities (e)	Total Dollars (f)
NEW AWARDS AND MODIFICATIONS	1. Tariff or Regulated Acquisitions	0					0
	2. Contracts for Foreign Government or International Organization	0					0
	3. Simplified Acquisitions	38	94	7	0	0	101
	4. Delivery Orders - GSA Schedules Only	15	22	12	0	0	34
	5. Delivery Orders - Other Federal Schedules	0	0	0	0	0	0
	6. Delivery Orders - All Other	30	71	28	0	2	101
	7. Other Procurement Methods	112	67	2	0	2	71
	8. TOTAL NEW AWARDS AND MODIFICATIONS	195	254	49	0	4	307
COMPETITION	9. Competed	7	36	0	0	0	36
	10. Not Competed	30	64	7	0	0	71
	11. Not Available for Competition	158	154	42	0	4	200
MODIFICATIONS	12. TOTAL MODIFICATIONS (excluding line 3)	6					4

PART II - SELECTED SOCIOECONOMIC STATISTICS (Includes both new awards and modifications)					
TYPE OF CONTRACTOR			PREFERENCE PROGRAMS		
CATEGORY	Number of Actions (a)	Total net Dollars (b)	CATEGORY	Number of Actions (a)	Total net Dollars (b)
Small Business	170	254	Small Business Set-Aside	3	15
Small Disadvantaged Business	6	4	Small Disadvantaged Business Set-Aside	0	0
Women-Owned Small Business	0	0	8 (a) Contract Award	0	0
JWOD Nonprofit Agency	0	0			
HBCU /MI	0	0			

Federal Labor Relations Authority
Actions Reported Individually on SF279
Fiscal Year 1999 Through Fourth Quarter

	Actions	Dollars (000)
TOTAL	0	0
CICA APPLICABILITY		
Pre-CICA	0	0
CICA Awards	0	0
Simplified Acquisitions	0	0
Subject to Statute Other Than CICA	0	0
KIND OF CONTRACT ACTION		
Initial Letter Contract	0	0
Definitive Contract Superseding Letter	0	0
New Definitive Contract	0	0
Simplified Acquisitions	0	0
Order Under Single Award Indefinite Delivery Contract	0	0
Order Under BOA	0	0
Order /Mod Under GSA Schedule	0	0
Order /Mod Under Other Federal Schedule	0	0
Modifications	0	0
Order Under Multiple Awards Contract	0	0
Terminations	0	0
SYNOPSIS OF PROCUREMENT PRIOR TO AWARD		
Synopsis Prior to Award	0	0
Not Synopsized Due to Urgency	0	0
Not Synopsized For Other Reasons	0	0

FEDERAL PROCUREMENT DATA SYSTEM
Federal Labor Relations Authority
 Actions Reported Individually on SF279
 Fiscal Year 1999 Through Fourth Quarter

AUTHORITY FOR OTHER THAN FULL AND OPEN COMPETITION		Actions	Dollars (000)
Only One Source		0	0
- Follow-On Contract		0	0
- Utilities (Regulated & Telecommunications)		0	0
Unusual & Competing Urgency		0	0
Mobilization /Essential R & D		0	0
International Agreement		0	0
Authorized by Statute		0	0
Authorized Resale		0	0
National Security		0	0
Public Interest		0	0
EXTENT COMPETED			
Competed		0	0
Not Available For Competition		0	0
Follow-on to Competed Action		0	0
Not Competed		0	0
TYPE OF CONTRACT			
Fixed Price		0	0
Cost Reimbursement		0	0
Time and Material		0	0
Labor Hour		0	0
TYPE OF CONTRACTOR			
Small Disadvantaged Business		0	0
Other Small Business		0	0
Large Business		0	0
JWOD Nonprofit Agency		0	0
Education, Nonprofit & HBCU/MI		0	0
State & Local Government		0	0
Foreign Contractor		0	0
Domestic Contractor Performing Outside US		0	0
WOMEN-OWNED BUSINESS			
Small		0	0
Other		0	0
PREFERENCE PROGRAMS			
Directed JWOD		0	0
8 (a) Program		0	0
Small Disadvantaged Business Set-Aside		0	0
Small Business Set-Aside		0	0
Buy Indian /Self Determination Act		0	0
No Preference Program or Not Listed		0	0
COMMERCIAL ITEM ACQUISITION		0	0
SUBJECT TO LABOR STATUES			
Walsh Healy Act		0	0
Service Contract Act		0	0
Davis Bacon Act		0	0
Not Subject to Above Acts		0	0
PRODUCT OR SERVICE			
Supplies & Equipment		0	0
ADP Equipment, Purchase and Lease		0	0
Research & Development		0	0
Construction		0	0
Architect & Engineering		0	0
Real Property, Purchase & Lease, or Maintenance		0	0
ADP Services (includes Installation & Maintenance)		0	0
Other Services		0	0

**FEDERAL PROCUREMENT DATA SYSTEM
Federal Maritime Commission
Actions Reported Individually on SF281
Fiscal Year 1999 Through Fourth Quarter**

PART I - PRIME CONTRACTS							
	PROCUREMENT METHODS	Number of Actions (a)	NET DOLLARS AMOUNTS (000)				
			Small Business Concerns (b)	Large Business Concerns (c)	Domestic Outside U.S./ Foreign (d)	Other Entities (e)	Total Dollars (f)
NEW AWARDS AND MODIFICATIONS	1. Tariff or Regulated Acquisitions	0					0
	2. Contracts for Foreign Government or International Organization	0					0
	3. Simplified Acquisitions	102	147	4	0	0	151
	4. Delivery Orders - GSA Schedules Only	26	89	31	0	0	120
	5. Delivery Orders - Other Federal Schedules	0	0	0	0	0	0
	6. Delivery Orders - All Other	0	0	0	0	0	0
	7. Other Procurement Methods	0	0	0	0	0	0
	8. TOTAL NEW AWARDS AND MODIFICATIONS	128	236	35	0	0	271
COMPETITION	9. Competed	48	171	31	0	0	202
	10. Not Competed	80	65	4	0	0	69
	11. Not Available for Competition	0	0	0	0	0	0
MODIFICATIONS	12. TOTAL MODIFICATIONS (excluding line 3)	0					0

PART II - SELECTED SOCIOECONOMIC STATISTICS (includes both new awards and modifications)					
TYPE OF CONTRACTOR			PREFERENCE PROGRAMS		
CATEGORY	Number of Actions (a)	Total net Dollars (b)	CATEGORY	Number of Actions (a)	Total net Dollars (b)
Small Business	103	236	Small Business Set-Aside	0	0
Small Disadvantaged Business	0	0	Small Disadvantaged Business Set-Aside	0	0
Women-Owned Small Business	0	0	8 (a) Contract Award	0	0
JWOD Nonprofit Agency	0	0			
HBCU /MI	0	0			

**Federal Maritime Commission
Actions Reported Individually on SF279
Fiscal Year 1999 Through Fourth Quarter**

	Actions	Dollars (000)
TOTAL	0	0
CICA APPLICABILITY		
Pre-CICA	0	0
CICA Awards	0	0
Simplified Acquisitions	0	0
Subject to Statute Other Than CICA	0	0
KIND OF CONTRACT ACTION		
Initial Letter Contract	0	0
Definitive Contract Superseding Letter	0	0
New Definitive Contract	0	0
Simplified Acquisitions	0	0
Order Under Single Award Indefinite Delivery Contract	0	0
Order Under BOA	0	0
Order /Mod Under GSA Schedule	0	0
Order /Mod Under Other Federal Schedule	0	0
Modifications	0	0
Order Under Multiple Awards Contract	0	0
Terminations	0	0
SYNOPSIS OF PROCUREMENT PRIOR TO AWARD		
Synopsis Prior to Award	0	0
Not Synopsized Due to Urgency	0	0
Not Synopsized For Other Reasons	0	0

FEDERAL PROCUREMENT DATA SYSTEM
Federal Maritime Commission
 Actions Reported Individually on SF279
 Fiscal Year 1999 Through Fourth Quarter

AUTHORITY FOR OTHER THAN FULL AND OPEN COMPETITION		Actions	Dollars (000)
Only One Source		0	0
- Follow-On Contract		0	0
- Utilities (Regulated & Telecommunications)		0	0
Unusual & Competing Urgency		0	0
Mobilization /Essential R & D		0	0
International Agreement		0	0
Authorized by Statute		0	0
Authorized Resale		0	0
National Security		0	0
Public Interest		0	0
EXTENT COMPETED			
Competed		0	0
Not Available For Competition		0	0
Follow-on to Competed Action		0	0
Not Competed		0	0
TYPE OF CONTRACT			
Fixed Price		0	0
Cost Reimbursement		0	0
Time and Material		0	0
Labor Hour		0	0
TYPE OF CONTRACTOR			
Small Disadvantaged Business		0	0
Other Small Business		0	0
Large Business		0	0
JWOD Nonprofit Agency		0	0
Education, Nonprofit & HBCU/MI		0	0
State & Local Government		0	0
Foreign Contractor		0	0
Domestic Contractor Performing Outside US		0	0
WOMEN-OWNED BUSINESS			
Small		0	0
Other		0	0
PREFERENCE PROGRAMS			
Directed JWOD		0	0
8 (a) Program		0	0
Small Disadvantaged Business Set-Aside		0	0
Small Business Set-Aside		0	0
Buy Indian /Self Determination Act		0	0
No Preference Program or Not Listed		0	0
COMMERCIAL ITEM ACQUISITION		0	0
SUBJECT TO LABOR STATUES			
Walsh Healy Act		0	0
Service Contract Act		0	0
Davis Bacon Act		0	0
Not Subject to Above Acts		0	0
PRODUCT OR SERVICE			
Supplies & Equipment		0	0
ADP Equipment, Purchase and Lease		0	0
Research & Development		0	0
Construction		0	0
Architect & Engineering		0	0
Real Property, Purchase & Lease, or Maintenance		0	0
ADP Services (includes Installation & Maintenance)		0	0
Other Services		0	0

FEDERAL PROCUREMENT DATA SYSTEM
Federal Mediation and Conciliation Service
Actions Reported Individually on SF281
Fiscal Year 1999 Through Fourth Quarter

PART I - PRIME CONTRACTS							
	PROCUREMENT METHODS	Number of Actions (a)	NET DOLLARS AMOUNTS (000)				
			Small Business Concerns (b)	Large Business Concerns (c)	Domestic Outside U.S./ Foreign (d)	Other Entities (e)	Total Dollars (f)
NEW AWARDS AND MODIFICATIONS	1. Tariff or Regulated Acquisitions	0					0
	2. Contracts for Foreign Government or International Organization	0					0
	3. Simplified Acquisitions	191	420	638	0	0	1,058
	4. Delivery Orders - GSA Schedules Only	108	252	267	0	0	519
	5. Delivery Orders - Other Federal Schedules	6	0	33	0	0	33
	6. Delivery Orders - All Other	71	163	337	0	0	500
	7. Other Procurement Methods	5	0	2	0	0	2
	8. TOTAL NEW AWARDS AND MODIFICATIONS	381	835	1,277	0	0	2,112
COMPETITION	9. Competed	153	330	262	0	0	592
	10. Not Competed	155	426	700	0	0	1,126
	11. Not Available for Competition	73	79	315	0	0	394
MODIFICATIONS	12. TOTAL MODIFICATIONS (excluding line 3)	180					774

PART II - SELECTED SOCIOECONOMIC STATISTICS (Includes both new awards and modifications)					
TYPE OF CONTRACTOR			PREFERENCE PROGRAMS		
CATEGORY	Number of Actions (a)	Total net Dollars (b)	CATEGORY	Number of Actions (a)	Total net Dollars (b)
Small Business	264	835	Small Business Set-Aside	0	0
Small Disadvantaged Business	0	0	Small Disadvantaged Business Set-Aside	0	0
Women-Owned Small Business	0	0	8 (a) Contract Award	0	0
JWOD Nonprofit Agency	0	0			
HBCU /MI	0	0			

Federal Mediation and Conciliation Service
Actions Reported Individually on SF279
Fiscal Year 1999 Through Fourth Quarter

	Actions	Dollars (000)
TOTAL	0	0
CICA APPLICABILITY		
Pre-CICA	0	0
CICA Awards	0	0
Simplified Acquisitions	0	0
Subject to Statute Other Than CICA	0	0
KIND OF CONTRACT ACTION		
Initial Letter Contract	0	0
Definitive Contract Superseding Letter	0	0
New Definitive Contract	0	0
Simplified Acquisitions	0	0
Order Under Single Award Indefinite Delivery Contract	0	0
Order Under BOA	0	0
Order /Mod Under GSA Schedule	0	0
Order /Mod Under Other Federal Schedule	0	0
Modifications	0	0
Order Under Multiple Awards Contract	0	0
Terminations	0	0
SYNOPSIS OF PROCUREMENT PRIOR TO AWARD		
Synopsis Prior to Award	0	0
Not Synopsized Due to Urgency	0	0
Not Synopsized For Other Reasons	0	0

FEDERAL PROCUREMENT DATA SYSTEM
Federal Mediation and Conciliation Service
 Actions Reported Individually on SF279
 Fiscal Year 1999 Through Fourth Quarter

AUTHORITY FOR OTHER THAN FULL AND OPEN COMPETITION		Actions	Dollars (000)
Only One Source		0	0
- Follow-On Contract		0	0
- Utilities (Regulated & Telecommunications)		0	0
Unusual & Competing Urgency		0	0
Mobilization /Essential R & D		0	0
International Agreement		0	0
Authorized by Statute		0	0
Authorized Resale		0	0
National Security		0	0
Public Interest		0	0
EXTENT COMPETED			
Competed		0	0
Not Available For Competition		0	0
Follow-on to Competed Action		0	0
Not Competed		0	0
TYPE OF CONTRACT			
Fixed Price		0	0
Cost Reimbursement		0	0
Time and Material		0	0
Labor Hour		0	0
TYPE OF CONTRACTOR			
Small Disadvantaged Business		0	0
Other Small Business		0	0
Large Business		0	0
JWOD Nonprofit Agency		0	0
Education, Nonprofit & HBCU/MI		0	0
State & Local Government		0	0
Foreign Contractor		0	0
Domestic Contractor Performing Outside US		0	0
WOMEN-OWNED BUSINESS			
Small		0	0
Other		0	0
PREFERENCE PROGRAMS			
Directed JWOD		0	0
8 (a) Program		0	0
Small Disadvantaged Business Set-Aside		0	0
Small Business Set-Aside		0	0
Buy Indian /Self Determination Act		0	0
No Preference Program or Not Listed		0	0
COMMERCIAL ITEM ACQUISITION		0	0
SUBJECT TO LABOR STATUES			
Walsh Healy Act		0	0
Service Contract Act		0	0
Davis Bacon Act		0	0
Not Subject to Above Acts		0	0
PRODUCT OR SERVICE			
Supplies & Equipment		0	0
ADP Equipment, Purchase and Lease		0	0
Research & Development		0	0
Construction		0	0
Architect & Engineering		0	0
Real Property, Purchase & Lease, or Maintenance		0	0
ADP Services (includes Installation & Maintenance)		0	0
Other Services		0	0

FEDERAL PROCUREMENT DATA SYSTEM
Federal Mine Safety and Health Review Commission
 Actions Reported Individually on SF281
 Fiscal Year 1999 Through Fourth Quarter

PART I - PRIME CONTRACTS							
	PROCUREMENT METHODS	Number of Actions (a)	NET DOLLARS AMOUNTS (000)				Total Dollars (f)
			Small Business Concerns (b)	Large Business Concerns (c)	Domestic Outside U.S./ Foreign (d)	Other Entities (e)	
NEW AWARDS AND MODIFICATIONS	1. Tariff or Regulated Acquisitions	0					0
	2. Contracts for Foreign Government or International Organization	0					0
	3. Simplified Acquisitions	96	11	54	0	0	65
	4. Delivery Orders - GSA Schedules Only	0	0	0	0	0	0
	5. Delivery Orders - Other Federal Schedules	0	0	0	0	0	0
	6. Delivery Orders - All Other	145	96	160	0	0	256
	7. Other Procurement Methods	0	0	0	0	0	0
	8. TOTAL NEW AWARDS AND MODIFICATIONS	241	107	214	0	0	321
COMPETITION	9. Competed	241	107	214	0	0	321
	10. Not Competed	0	0	0	0	0	0
	11. Not Available for Competition	0	0	0	0	0	0
MODIFICATIONS	12. TOTAL MODIFICATIONS (excluding line 3)	101					166

PART II - SELECTED SOCIOECONOMIC STATISTICS (includes both new awards and modifications)					
TYPE OF CONTRACTOR			PREFERENCE PROGRAMS		
CATEGORY	Number of Actions (a)	Total net Dollars (b)	CATEGORY	Number of Actions (a)	Total net Dollars (b)
Small Business	81	107	Small Business Set-Aside	0	0
Small Disadvantaged Business	0	0	Small Disadvantaged Business Set-Aside	0	0
Women-Owned Small Business	43	60	8 (a) Contract Award	0	0
JWOD Nonprofit Agency	0	0			
HBCU /MI	0	0			

Federal Mine Safety and Health Review Commission
 Actions Reported Individually on SF279
 Fiscal Year 1999 Through Fourth Quarter

	Actions	Dollars (000)
TOTAL	0	0
CICA APPLICABILITY		
Pre-CICA	0	0
CICA Awards	0	0
Simplified Acquisitions	0	0
Subject to Statute Other Than CICA	0	0
KIND OF CONTRACT ACTION		
Initial Letter Contract	0	0
Definitive Contract Superseding Letter	0	0
New Definitive Contract	0	0
Simplified Acquisitions	0	0
Order Under Single Award Indefinite Delivery Contract	0	0
Order Under BOA	0	0
Order /Mod Under GSA Schedule	0	0
Order /Mod Under Other Federal Schedule	0	0
Modifications	0	0
Order Under Multiple Awards Contract	0	0
Terminations	0	0
SYNOPSIS OF PROCUREMENT PRIOR TO AWARD		
Synopsis Prior to Award	0	0
Not Synopsized Due to Urgency	0	0
Not Synopsized For Other Reasons	0	0

FEDERAL PROCUREMENT DATA SYSTEM
Federal Mine Safety and Health Review Commission
 Actions Reported Individually on SF279
 Fiscal Year 1999 Through Fourth Quarter

AUTHORITY FOR OTHER THAN FULL AND OPEN COMPETITION		Actions	Dollars (000)
Only One Source		0	0
- Follow-On Contract		0	0
- Utilities (Regulated & Telecommunications)		0	0
Unusual & Competing Urgency		0	0
Mobilization /Essential R & D		0	0
International Agreement		0	0
Authorized by Statute		0	0
Authorized Resale		0	0
National Security		0	0
Public Interest		0	0
EXTENT COMPETED			
Competed		0	0
Not Available For Competition		0	0
Follow-on to Competed Action		0	0
Not Competed		0	0
TYPE OF CONTRACT			
Fixed Price		0	0
Cost Reimbursement		0	0
Time and Material		0	0
Labor Hour		0	0
TYPE OF CONTRACTOR			
Small Disadvantaged Business		0	0
Other Small Business		0	0
Large Business		0	0
JWOD Nonprofit Agency		0	0
Education, Nonprofit & HBCU/MI		0	0
State & Local Government		0	0
Foreign Contractor		0	0
Domestic Contractor Performing Outside US		0	0
WOMEN-OWNED BUSINESS			
Small		0	0
Other		0	0
PREFERENCE PROGRAMS			
Directed JWOD		0	0
8 (a) Program		0	0
Small Disadvantaged Business Set-Aside		0	0
Small Business Set-Aside		0	0
Buy Indian /Self Determination Act		0	0
No Preference Program or Not Listed		0	0
COMMERCIAL ITEM ACQUISITION		0	0
SUBJECT TO LABOR STATUES			
Walsh Healy Act		0	0
Service Contract Act		0	0
Davis Bacon Act		0	0
Not Subject to Above Acts		0	0
PRODUCT OR SERVICE			
Supplies & Equipment		0	0
ADP Equipment, Purchase and Lease		0	0
Research & Development		0	0
Construction		0	0
Architect & Engineering		0	0
Real Property, Purchase & Lease, or Maintenance		0	0
ADP Services (includes Installation & Maintenance)		0	0
Other Services		0	0

FEDERAL PROCUREMENT DATA SYSTEM
Federal Trade Commission
Actions Reported Individually on SF281
Fiscal Year 1999 Through Fourth Quarter

PART I - PRIME CONTRACTS						
PROCUREMENT METHODS	Number of Actions (a)	NET DOLLARS AMOUNTS (000)				
		Small Business Concerns (b)	Large Business Concerns (c)	Domestic Outside U.S./ Foreign (d)	Other Entities (e)	Total Dollars (f)
NEW AWARDS AND MODIFICATIONS						
1. Tariff or Regulated Acquisitions	1					0
2. Contracts for Foreign Government or International Organization	0					0
3. Simplified Acquisitions	274	1,246	201	8	24	1,479
4. Delivery Orders - GSA Schedules Only	181	792	617	9	12	1,430
5. Delivery Orders - Other Federal Schedules	0	0	0	0	0	0
6. Delivery Orders - All Other	199	0	417	0	3	420
7. Other Procurement Methods	245	16	194	1	2	213
8. TOTAL NEW AWARDS AND MODIFICATIONS	900	2,054	1,429	18	41	3,542
COMPETITION						
9. Competed	338	1,660	701	18	9	2,388
10. Not Competed	122	359	97	0	12	468
11. Not Available for Competition	440	35	631	0	20	686
MODIFICATIONS						
12. TOTAL MODIFICATIONS (excluding line 3)	5					41

PART II - SELECTED SOCIOECONOMIC STATISTICS (includes both new awards and modifications)					
TYPE OF CONTRACTOR			PREFERENCE PROGRAMS		
CATEGORY	Number of Actions (a)	Total net Dollars (b)	CATEGORY	Number of Actions (a)	Total net Dollars (b)
Small Business	320	2,054	Small Business Set-Aside	98	635
Small Disadvantaged Business	8	34	Small Disadvantaged Business Set-Aside	2	10
Women-Owned Small Business	31	228	8 (a) Contract Award	0	0
JWOD Nonprofit Agency	1	12			
HBCU /MI	1	1			

Federal Trade Commission
Actions Reported Individually on SF279
Fiscal Year 1999 Through Fourth Quarter

	Actions	Dollars (000)
TOTAL	168	13,118
CICA APPLICABILITY		
Pre-CICA	0	0
CICA Awards	144	11,357
Simplified Acquisitions	22	1,297
Subject to Statute Other Than CICA	2	464
KIND OF CONTRACT ACTION		
Initial Letter Contract	2	65
Definitive Contract Superseding Letter	0	0
New Definitive Contract	2	971
Simplified Acquisitions	14	1,064
Order Under Single Award Indefinite Delivery Contract	43	2,705
Order Under BOA	1	86
Order /Mod Under GSA Schedule	53	4,444
Order /Mod Under Other Federal Schedule	0	0
Modifications	40	2,283
Order Under Multiple Awards Contract	13	1,500
Terminations	0	0
SYNOPSIS OF PROCUREMENT PRIOR TO AWARD		
Synopsis Prior to Award	111	9,669
Not Synopsized Due to Urgency	3	71
Not Synopsized For Other Reasons	54	3,378

FEDERAL PROCUREMENT DATA SYSTEM
Federal Trade Commission
 Actions Reported Individually on SF279
 Fiscal Year 1999 Through Fourth Quarter

AUTHORITY FOR OTHER THAN FULL AND OPEN COMPETITION		Actions	Dollars (000)
	Only One Source	0	0
	- Follow-On Contract	0	0
	- Utilities (Regulated & Telecommunications)	0	0
	Unusual & Competing Urgency	0	0
	Mobilization /Essential R & D	2	54
	International Agreement	0	0
	Authorized by Statute	0	0
	Authorized Resale	0	0
	National Security	0	0
	Public Interest	0	0
EXTENT COMPETED			
	Competed	143	11,341
	Not Available For Competition	2	464
	Follow-on to Competed Action	1	83
	Not Competed	22	1,230
TYPE OF CONTRACT			
	Fixed Price	168	13,118
	Cost Reimbursement	0	0
	Time and Material	0	0
	Labor Hour	0	0
TYPE OF CONTRACTOR			
	Small Disadvantaged Business	10	1,236
	Other Small Business	77	5,511
	Large Business	80	6,331
	JWOD Nonprofit Agency	1	40
	Education, Nonprofit & HBCU/MI	0	0
	State & Local Government	0	0
	Foreign Contractor	0	0
	Domestic Contractor Performing Outside US	0	0
WOMEN-OWNED BUSINESS			
	Small	7	1,289
	Other	0	0
PREFERENCE PROGRAMS			
	Directed JWOD	0	0
	8 (a) Program	7	968
	Small Disadvantaged Business Set-Aside	0	0
	Small Business Set-Aside	18	1,373
	Buy Indian /Self Determination Act	0	0
	No Preference Program or Not Listed	143	10,777
COMMERCIAL ITEM ACQUISITION		92	6,560
SUBJECT TO LABOR STATUES			
	Walsh Healy Act	32	2,487
	Service Contract Act	15	2,893
	Davis Bacon Act	1	38
	Not Subject to Above Acts	120	7,700
PRODUCT OR SERVICE			
	Supplies & Equipment	47	2,159
	ADP Equipment, Purchase and Lease	34	4,151
	Research & Development	0	0
	Construction	2	78
	Architect & Engineering	0	0
	Real Property, Purchase & Lease, or Maintenance	0	0
	ADP Services (includes Installation & Maintenance)	45	2,350
	Other Services	40	4,380

**FEDERAL PROCUREMENT DATA SYSTEM
General Services Administration
Actions Reported Individually on SF281
Fiscal Year 1999 Through Fourth Quarter**

PART I - PRIME CONTRACTS							
	PROCUREMENT METHODS	Number of Actions (a)	NET DOLLARS AMOUNTS (000)				
			Small Business Concerns (b)	Large Business Concerns (c)	Domestic Outside U.S./ Foreign (d)	Other Entities (e)	Total Dollars (f)
NEW AWARDS AND MODIFICATIONS	1. Tariff or Regulated Acquisitions	2					29
	2. Contracts for Foreign Government or International Organization	36					8
	3. Simplified Acquisitions	194,479	109,425	23,536	135	4,574	137,670
	4. Delivery Orders - GSA Schedules Only	120,592	60,553	60,341	2,439	2,391	125,724
	5. Delivery Orders - Other Federal Schedules	45	381	51	0	1	433
	6. Delivery Orders - All Other	216,203	222,106	100,778	398	83,756	407,038
	7. Other Procurement Methods	16,970	389	2	0	21,669	22,060
	8. TOTAL NEW AWARDS AND MODIFICATIONS	548,327	392,854	184,708	2,972	112,391	692,962
COMPETITION	9. Competed	249,779	335,675	167,623	2,796	3,378	509,472
	10. Not Competed	102,304	18,137	10,356	147	3,355	31,995
	11. Not Available for Competition	196,244	39,042	6,729	29	105,658	151,458
MODIFICATIONS	12. TOTAL MODIFICATIONS (excluding line 3)	7,148					12,570

PART II - SELECTED SOCIOECONOMIC STATISTICS (includes both new awards and modifications)					
TYPE OF CONTRACTOR			PREFERENCE PROGRAMS		
CATEGORY	Number of Actions (a)	Total net Dollars (b)	CATEGORY	Number of Actions (a)	Total net Dollars (b)
Small Business	355,871	392,854	Small Business Set-Aside	12,956	47,091
Small Disadvantaged Business	22,311	46,060	Small Disadvantaged Business Set-Aside	147	809
Women-Owned Small Business	37,252	42,753	8 (a) Contract Award	5,334	20,801
JWOD Nonprofit Agency	23,510	85,759			
HBCU /MI	3	3			

**General Services Administration
Actions Reported Individually on SF279
Fiscal Year 1999 Through Fourth Quarter**

	Actions	Dollars (000)
TOTAL	37,592	6,915,309
CICA APPLICABILITY		
Pre-CICA	0	0
CICA Awards	32,861	6,593,795
Simplified Acquisitions	3,251	79,628
Subject to Statute Other Than CICA	1,223	215,997
KIND OF CONTRACT ACTION		
Initial Letter Contract	112	16,197
Definitive Contract Superseding Letter	26	10,172
New Definitive Contract	894	974,765
Simplified Acquisitions	2,954	74,919
Order Under Single Award Indefinite Delivery Contract	10,883	1,869,340
Order Under BOA	8,467	1,442,540
Order /Mod Under GSA Schedule	7,125	1,597,418
Order /Mod Under Other Federal Schedule	0	0
Modifications	6,597	832,197
Order Under Multiple Awards Contract	524	97,959
Terminations	10	-198
SYNOPSIS OF PROCUREMENT PRIOR TO AWARD		
Synopsis Prior to Award	24,584	5,130,856
Not Synopsized Due to Urgency	293	28,061
Not Synopsized For Other Reasons	12,497	1,741,945

FEDERAL PROCUREMENT DATA SYSTEM
General Services Administration
 Actions Reported Individually on SF279
 Fiscal Year 1999 Through Fourth Quarter

AUTHORITY FOR OTHER THAN FULL AND OPEN COMPETITION		Actions	Dollars (000)
Only One Source		413	67,183
- Follow-On Contract		108	20,522
- Utilities (Regulated & Telecommunications)		26	3,273
Unusual & Competing Urgency		254	45,846
Mobilization /Essential R & D		1	150
International Agreement		0	0
Authorized by Statute		3,490	546,664
Authorized Resale		0	0
National Security		2	4,178
Public Interest		0	0
EXTENT COMPETED			
Competed		32,043	6,211,026
Not Available For Competition		3,467	512,411
Follow-on to Competed Action		204	42,642
Not Competed		1,660	134,783
TYPE OF CONTRACT			
Fixed Price		36,442	6,508,429
Cost Reimbursement		347	279,261
Time and Material		201	56,476
Labor Hour		384	56,696
TYPE OF CONTRACTOR			
Small Disadvantaged Business		6,069	961,717
Other Small Business		16,047	1,717,250
Large Business		13,738	4,017,961
JWOD Nonprofit Agency		1,201	107,898
Education, Nonprofit & HBCU/MI		68	8,381
State & Local Government		150	66,980
Foreign Contractor		39	5,345
Domestic Contractor Performing Outside US		62	15,330
WOMEN-OWNED BUSINESS			
Small		2,240	307,033
Other		66	10,618
PREFERENCE PROGRAMS			
Directed JWOD		1,190	106,191
8 (a) Program		2,850	514,439
Small Disadvantaged Business Set-Aside		160	23,211
Small Business Set-Aside		4,488	290,032
Buy Indian /Self Determination Act		7	217
No Preference Program or Not Listed		28,679	5,966,772
COMMERCIAL ITEM ACQUISITION		10,770	2,076,487
SUBJECT TO LABOR STATUES			
Walsh Healy Act		5,391	836,878
Service Contract Act		5,513	1,502,791
Davis Bacon Act		7,007	1,076,365
Not Subject to Above Acts		19,463	3,484,828
PRODUCT OR SERVICE			
Supplies & Equipment		6,919	654,511
ADP Equipment, Purchase and Lease		4,866	1,016,347
Research & Development		0	0
Construction		7,275	1,105,067
Architect & Engineering		1,338	96,367
Real Property, Purchase & Lease, or Maintenance		8,440	1,428,148
ADP Services (includes Installation & Maintenance)		5,835	1,544,409
Other Services		2,919	1,070,460

FEDERAL PROCUREMENT DATA SYSTEM
International Trade Commission
 Actions Reported Individually on SF281
 Fiscal Year 1999 Through Fourth Quarter

PART I - PRIME CONTRACTS							
	PROCUREMENT METHODS	Number of Actions (a)	NET DOLLARS AMOUNTS (000)				
			Small Business Concerns (b)	Large Business Concerns (c)	Domestic Outside U.S./ Foreign (d)	Other Entities (e)	Total Dollars (f)
NEW AWARDS AND MODIFICATIONS	1. Tariff or Regulated Acquisitions	0					0
	2. Contracts for Foreign Government or International Organization	1					5
	3. Simplified Acquisitions	275	699	209	44	7	959
	4. Delivery Orders - GSA Schedules Only	81	197	333	10	0	540
	5. Delivery Orders - Other Federal Schedules	4	24	2	0	0	26
	6. Delivery Orders - All Other	1	14	0	0	0	14
	7. Other Procurement Methods	4	12	0	0	7	19
	8. TOTAL NEW AWARDS AND MODIFICATIONS	366	946	544	54	14	1,563
COMPETITION	9. Competed	45	156	107	10	0	273
	10. Not Competed	150	231	125	43	1	400
	11. Not Available for Competition	171	559	312	1	13	885
MODIFICATIONS	12. TOTAL MODIFICATIONS (excluding line 3)	16					65

PART II - SELECTED SOCIOECONOMIC STATISTICS (includes both new awards and modifications)					
TYPE OF CONTRACTOR			PREFERENCE PROGRAMS		
CATEGORY	Number of Actions (a)	Total net Dollars (b)	CATEGORY	Number of Actions (a)	Total net Dollars (b)
Small Business	234	946	Small Business Set-Aside	170	681
Small Disadvantaged Business	16	106	Small Disadvantaged Business Set-Aside	3	27
Women-Owned Small Business	15	70	8 (a) Contract Award	0	0
JWOD Nonprofit Agency	0	0			
HBCU /MI	0	0			

International Trade Commission
 Actions Reported Individually on SF279
 Fiscal Year 1999 Through Fourth Quarter

	Actions	Dollars (000)
TOTAL	63	2,845
CICA APPLICABILITY		
Pre-CICA	0	0
CICA Awards	39	1,993
Simplified Acquisitions	23	624
Subject to Statute Other Than CICA	0	0
KIND OF CONTRACT ACTION		
Initial Letter Contract	0	0
Definitive Contract Superseding Letter	0	0
New Definitive Contract	1	228
Simplified Acquisitions	7	329
Order Under Single Award Indefinite Delivery Contract	1	25
Order Under BOA	2	117
Order /Mod Under GSA Schedule	15	864
Order /Mod Under Other Federal Schedule	0	0
Modifications	34	1,092
Order Under Multiple Awards Contract	3	190
Terminations	0	0
SYNOPSIS OF PROCUREMENT PRIOR TO AWARD		
Synopsis Prior to Award	31	1,600
Not Synopsized Due to Urgency	1	4
Not Synopsized For Other Reasons	31	1,241

FEDERAL PROCUREMENT DATA SYSTEM
International Trade Commission
 Actions Reported Individually on SF279
 Fiscal Year 1999 Through Fourth Quarter

AUTHORITY FOR OTHER THAN FULL AND OPEN COMPETITION		Actions	Dollars (000)
Only One Source		8	363
- Follow-On Contract		0	0
- Utilities (Regulated & Telecommunications)		0	0
Unusual & Competing Urgency		0	0
Mobilization /Essential R & D		0	0
International Agreement		0	0
Authorized by Statute		5	332
Authorized Resale		0	0
National Security		0	0
Public Interest		0	0
EXTENT COMPETED			
Competed		31	1,596
Not Available For Competition		18	797
Follow-on to Competed Action		2	92
Not Competed		12	360
TYPE OF CONTRACT			
Fixed Price		63	2,845
Cost Reimbursement		0	0
Time and Material		0	0
Labor Hour		0	0
TYPE OF CONTRACTOR			
Small Disadvantaged Business		14	668
Other Small Business		18	799
Large Business		30	1,306
JWOD Nonprofit Agency		0	0
Education, Nonprofit & HBCU/MI		0	0
State & Local Government		1	72
Foreign Contractor		0	0
Domestic Contractor Performing Outside US		0	0
WOMEN-OWNED BUSINESS			
Small		1	228
Other		0	0
PREFERENCE PROGRAMS			
Directed JWOD		0	0
8 (a) Program		8	383
Small Disadvantaged Business Set-Aside		3	78
Small Business Set-Aside		9	112
Buy Indian /Self Determination Act		0	0
No Preference Program or Not Listed		43	2,272
COMMERCIAL ITEM ACQUISITION		14	1,027
SUBJECT TO LABOR STATUES			
Walsh Healy Act		6	174
Service Contract Act		17	560
Davis Bacon Act		0	0
Not Subject to Above Acts		40	2,111
PRODUCT OR SERVICE			
Supplies & Equipment		13	515
ADP Equipment, Purchase and Lease		3	109
Research & Development		0	0
Construction		2	118
Architect & Engineering		2	34
Real Property, Purchase & Lease, or Maintenance		2	69
ADP Services (includes Installation & Maintenance)		6	503
Other Services		35	1,497

FEDERAL PROCUREMENT DATA SYSTEM
J. F. Kennedy Center for the Performing Arts
Actions Reported Individually on SF281
Fiscal Year 1999 Through Fourth Quarter

PART I - PRIME CONTRACTS							
	PROCUREMENT METHODS	Number of Actions (a)	NET DOLLARS AMOUNTS (000)				Total Dollars (f)
			Small Business Concerns (b)	Large Business Concerns (c)	Domestic Outside U.S./ Foreign (d)	Other Entities (e)	
NEW AWARDS AND MODIFICATIONS	1. Tariff or Regulated Acquisitions	0					0
	2. Contracts for Foreign Government or International Organization	0					0
	3. Simplified Acquisitions	132	740	9	0	0	749
	4. Delivery Orders - GSA Schedules Only	40	185	95	0	0	280
	5. Delivery Orders - Other Federal Schedules	5	25	11	0	0	36
	6. Delivery Orders - All Other	1	0	0	0	4	4
	7. Other Procurement Methods	1	8	0	0	0	8
	8. TOTAL NEW AWARDS AND MODIFICATIONS	179	958	115	0	4	1,077
COMPETITION	9. Competed	77	525	18	0	4	547
	10. Not Competed	58	260	5	0	0	265
	11. Not Available for Competition	44	173	92	0	0	265
MODIFICATIONS	12. TOTAL MODIFICATIONS (excluding line 3)	0					0

PART II - SELECTED SOCIOECONOMIC STATISTICS (Includes both new awards and modifications)					
TYPE OF CONTRACTOR			PREFERENCE PROGRAMS		
CATEGORY	Number of Actions (a)	Total net Dollars (b)	CATEGORY	Number of Actions (a)	Total net Dollars (b)
Small Business	137	958	Small Business Set-Aside	147	933
Small Disadvantaged Business	9	31	Small Disadvantaged Business Set-Aside	1	25
Women-Owned Small Business	2	10	8 (a) Contract Award	0	0
JWOD Nonprofit Agency	0	0			
HBCU /MI	0	0			

J. F. Kennedy Center for the Performing Arts
Actions Reported Individually on SF279
Fiscal Year 1999 Through Fourth Quarter

	Actions	Dollars (000)
TOTAL	38	5,087
CICA APPLICABILITY		
Pre-CICA	0	0
CICA Awards	38	5,087
Simplified Acquisitions	0	0
Subject to Statute Other Than CICA	0	0
KIND OF CONTRACT ACTION		
Initial Letter Contract	0	0
Definitive Contract Superseding Letter	0	0
New Definitive Contract	5	2,513
Simplified Acquisitions	0	0
Order Under Single Award Indefinite Delivery Contract	4	470
Order Under BOA	0	0
Order /Mod Under GSA Schedule	2	91
Order /Mod Under Other Federal Schedule	0	0
Modifications	11	791
Order Under Multiple Awards Contract	16	1,222
Terminations	0	0
SYNOPSIS OF PROCUREMENT PRIOR TO AWARD		
Synopsis Prior to Award	37	5,059
Not Synopsized Due to Urgency	1	28
Not Synopsized For Other Reasons	0	0

FEDERAL PROCUREMENT DATA SYSTEM
J. F. Kennedy Center for the Performing Arts
 Actions Reported Individually on SF279
 Fiscal Year 1999 Through Fourth Quarter

AUTHORITY FOR OTHER THAN FULL AND OPEN COMPETITION		Actions	Dollars (000)
	Only One Source	0	0
	- Follow-On Contract	0	0
	- Utilities (Regulated & Telecommunications)	0	0
	Unusual & Competing Urgency	1	28
	Mobilization /Essential R & D	0	0
	International Agreement	0	0
	Authorized by Statute	5	1,842
	Authorized Resale	0	0
	National Security	0	0
	Public Interest	0	0
EXTENT COMPETED			
	Competed	32	3,217
	Not Available For Competition	6	1,870
	Follow-on to Competed Action	0	0
	Not Competed	0	0
TYPE OF CONTRACT			
	Fixed Price	38	5,087
	Cost Reimbursement	0	0
	Time and Material	0	0
	Labor Hour	0	0
TYPE OF CONTRACTOR			
	Small Disadvantaged Business	9	2,888
	Other Small Business	7	552
	Large Business	22	1,647
	JWOD Nonprofit Agency	0	0
	Education, Nonprofit & HBCU/MI	0	0
	State & Local Government	0	0
	Foreign Contractor	0	0
	Domestic Contractor Performing Outside US	0	0
WOMEN-OWNED BUSINESS			
	Small	1	28
	Other	0	0
PREFERENCE PROGRAMS			
	Directed JWOD	0	0
	8 (a) Program	5	1,842
	Small Disadvantaged Business Set-Aside	0	0
	Small Business Set-Aside	3	126
	Buy Indian /Self Determination Act	0	0
	No Preference Program or Not Listed	30	3,119
COMMERCIAL ITEM ACQUISITION		1	41
SUBJECT TO LABOR STATUES			
	Walsh Healy Act	1	50
	Service Contract Act	7	439
	Davis Bacon Act	7	1,982
	Not Subject to Above Acts	23	2,616
PRODUCT OR SERVICE			
	Supplies & Equipment	2	59
	ADP Equipment, Purchase and Lease	0	0
	Research & Development	0	0
	Construction	9	2,897
	Architect & Engineering	20	1,692
	Real Property, Purchase & Lease, or Maintenance	0	0
	ADP Services (includes Installation & Maintenance)	0	0
	Other Services	7	439

FEDERAL PROCUREMENT DATA SYSTEM
Merit Systems Protection Board
Actions Reported Individually on SF281
Fiscal Year 1999 Through Fourth Quarter

PART I - PRIME CONTRACTS							
	PROCUREMENT METHODS	Number of Actions (a)	NET DOLLARS AMOUNTS (000)				Total Dollars (f)
			Small Business Concerns (b)	Large Business Concerns (c)	Domestic Outside U.S./ Foreign (d)	Other Entities (e)	
NEW AWARDS AND MODIFICATIONS	1. Tariff or Regulated Acquisitions	0					0
	2. Contracts for Foreign Government or International Organization	0					0
	3. Simplified Acquisitions	468	608	862	0	0	1,470
	4. Delivery Orders - GSA Schedules Only	110	9	712	0	0	721
	5. Delivery Orders - Other Federal Schedules	6	0	28	0	0	28
	6. Delivery Orders - All Other	12	0	52	0	0	52
	7. Other Procurement Methods	44	41	0	0	310	351
	8. TOTAL NEW AWARDS AND MODIFICATIONS	640	658	1,654	0	310	2,622
COMPETITION	9. Competed	365	495	1,579	0	0	2,074
	10. Not Competed	29	27	0	0	0	27
	11. Not Available for Competition	246	136	75	0	310	521
MODIFICATIONS	12. TOTAL MODIFICATIONS (excluding line 3)	0					0

PART II - SELECTED SOCIOECONOMIC STATISTICS (Includes both new awards and modifications)					
TYPE OF CONTRACTOR			PREFERENCE PROGRAMS		
CATEGORY	Number of Actions (a)	Total net Dollars (b)	CATEGORY	Number of Actions (a)	Total net Dollars (b)
Small Business	227	658	Small Business Set-Aside	6	22
Small Disadvantaged Business	7	6	Small Disadvantaged Business Set-Aside	0	0
Women-Owned Small Business	72	97	8 (a) Contract Award	29	18
JWOD Nonprofit Agency	0	0			
HBCU /MI	0	0			

Merit Systems Protection Board
Actions Reported Individually on SF279
Fiscal Year 1999 Through Fourth Quarter

	Actions	Dollars (000)
TOTAL	0	0
CICA APPLICABILITY		
Pre-CICA	0	0
CICA Awards	0	0
Simplified Acquisitions	0	0
Subject to Statute Other Than CICA	0	0
KIND OF CONTRACT ACTION		
Initial Letter Contract	0	0
Definitive Contract Superseding Letter	0	0
New Definitive Contract	0	0
Simplified Acquisitions	0	0
Order Under Single Award Indefinite Delivery Contract	0	0
Order Under BOA	0	0
Order /Mod Under GSA Schedule	0	0
Order /Mod Under Other Federal Schedule	0	0
Modifications	0	0
Order Under Multiple Awards Contract	0	0
Terminations	0	0
SYNOPSIS OF PROCUREMENT PRIOR TO AWARD		
Synopsis Prior to Award	0	0
Not Synopsized Due to Urgency	0	0
Not Synopsized For Other Reasons	0	0

FEDERAL PROCUREMENT DATA SYSTEM
Merit Systems Protection Board
 Actions Reported Individually on SF279
 Fiscal Year 1999 Through Fourth Quarter

AUTHORITY FOR OTHER THAN FULL AND OPEN COMPETITION		Actions	Dollars (000)
Only One Source		0	0
- Follow-On Contract		0	0
- Utilities (Regulated & Telecommunications)		0	0
Unusual & Competing Urgency		0	0
Mobilization /Essential R & D		0	0
International Agreement		0	0
Authorized by Statute		0	0
Authorized Resale		0	0
National Security		0	0
Public Interest		0	0
EXTENT COMPETED			
Competed		0	0
Not Available For Competition		0	0
Follow-on to Competed Action		0	0
Not Competed		0	0
TYPE OF CONTRACT			
Fixed Price		0	0
Cost Reimbursement		0	0
Time and Material		0	0
Labor Hour		0	0
TYPE OF CONTRACTOR			
Small Disadvantaged Business		0	0
Other Small Business		0	0
Large Business		0	0
JWOD Nonprofit Agency		0	0
Education, Nonprofit & HBCU/MI		0	0
State & Local Government		0	0
Foreign Contractor		0	0
Domestic Contractor Performing Outside US		0	0
WOMEN-OWNED BUSINESS			
Small		0	0
Other		0	0
PREFERENCE PROGRAMS			
Directed JWOD		0	0
8 (a) Program		0	0
Small Disadvantaged Business Set-Aside		0	0
Small Business Set-Aside		0	0
Buy Indian /Self Determination Act		0	0
No Preference Program or Not Listed		0	0
COMMERCIAL ITEM ACQUISITION		0	0
SUBJECT TO LABOR STATUES			
Walsh Healy Act		0	0
Service Contract Act		0	0
Davis Bacon Act		0	0
Not Subject to Above Acts		0	0
PRODUCT OR SERVICE			
Supplies & Equipment		0	0
ADP Equipment, Purchase and Lease		0	0
Research & Development		0	0
Construction		0	0
Architect & Engineering		0	0
Real Property, Purchase & Lease, or Maintenance		0	0
ADP Services (includes Installation & Maintenance)		0	0
Other Services		0	0

FEDERAL PROCUREMENT DATA SYSTEM
National Aeronautics and Space Administration
 Actions Reported Individually on SF281
 Fiscal Year 1999 Through Fourth Quarter

PART I - PRIME CONTRACTS							
	PROCUREMENT METHODS	Number of Actions (a)	NET DOLLARS AMOUNTS (000)				
			Small Business Concerns (b)	Large Business Concerns (c)	Domestic Outside U.S./ Foreign (d)	Other Entities (e)	Total Dollars (f)
NEW AWARDS AND MODIFICATIONS	1. Tariff or Regulated Acquisitions	0					0
	2. Contracts for Foreign Government or International Organization	0					0
	3. Simplified Acquisitions	24,865	75,963	82,457	802	7,272	166,494
	4. Delivery Orders - GSA Schedules Only	3,140	10,730	32,017	0	0	42,747
	5. Delivery Orders - Other Federal Schedules	0	0	0	0	0	0
	6. Delivery Orders - All Other	0	0	0	0	0	0
	7. Other Procurement Methods	1,145	7,976	0	0	0	7,976
	8. TOTAL NEW AWARDS AND MODIFICATIONS	29,150	94,669	114,474	802	7,272	217,217
COMPETITION	9. Competed	10,387	44,173	95,567	71	389	140,200
	10. Not Competed	5,453	32,448	14,402	650	6,386	53,886
	11. Not Available for Competition	13,310	18,048	4,505	81	497	23,131
MODIFICATIONS	12. TOTAL MODIFICATIONS (excluding line 3)	0					0

PART II - SELECTED SOCIOECONOMIC STATISTICS (Includes both new awards and modifications)					
TYPE OF CONTRACTOR			PREFERENCE PROGRAMS		
CATEGORY	Number of Actions (a)	Total net Dollars (b)	CATEGORY	Number of Actions (a)	Total net Dollars (b)
Small Business	22,071	94,669	Small Business Set-Aside	6,106	44,395
Small Disadvantaged Business	250	1,113	Small Disadvantaged Business Set-Aside	75	436
Women-Owned Small Business	673	2,891	8 (a) Contract Award	1,145	7,976
JWOD Nonprofit Agency	0	0			
HBCU /MI	1	6			

National Aeronautics and Space Administration
 Actions Reported Individually on SF279
 Fiscal Year 1999 Through Fourth Quarter

	Actions	Dollars (000)
TOTAL	16,868	10,937,050
CICA APPLICABILITY		
Pre-CICA	135	95,154
CICA Awards	15,266	10,758,843
Simplified Acquisitions	1,347	72,031
Subject to Statute Other Than CICA	0	0
KIND OF CONTRACT ACTION		
Initial Letter Contract	19	5,893
Definitive Contract Superseding Letter	0	0
New Definitive Contract	1,127	472,240
Simplified Acquisitions	989	69,448
Order Under Single Award Indefinite Delivery Contract	1,041	117,869
Order Under BOA	31	2,608
Order /Mod Under GSA Schedule	559	71,289
Order /Mod Under Other Federal Schedule	0	0
Modifications	13,024	10,183,433
Order Under Multiple Awards Contract	75	14,392
Terminations	3	-122
SYNOPSIS OF PROCUREMENT PRIOR TO AWARD		
Synopsis Prior to Award	13,469	9,830,904
Not Synopsized Due to Urgency	95	31,017
Not Synopsized For Other Reasons	3,304	1,075,129

FEDERAL PROCUREMENT DATA SYSTEM
National Aeronautics and Space Administration
 Actions Reported Individually on SF279
 Fiscal Year 1999 Through Fourth Quarter

AUTHORITY FOR OTHER THAN FULL AND OPEN COMPETITION		Actions	Dollars (000)
Only One Source		2,302	2,268,178
- Follow-On Contract		109	407,846
- Utilities (Regulated & Telecommunications)		130	28,488
Unusual & Competing Urgency		173	87,223
Mobilization /Essential R & D		114	366,561
International Agreement		70	106,163
Authorized by Statute		1,579	293,317
Authorized Resale		0	0
National Security		70	24,228
Public Interest		108	2,560,570
EXTENT COMPETED			
Competed		11,577	5,352,593
Not Available For Competition		1,713	196,441
Follow-on to Competed Action		299	819,876
Not Competed		3,279	4,568,140
TYPE OF CONTRACT			
Fixed Price		10,036	1,720,386
Cost Reimbursement		6,573	9,189,723
Time and Material		220	19,380
Labor Hour		39	7,561
TYPE OF CONTRACTOR			
Small Disadvantaged Business		3,394	556,803
Other Small Business		4,218	629,223
Large Business		6,833	7,705,032
JWOD Nonprofit Agency		20	4,384
Education, Nonprofit & HBCU/MI		1,714	1,742,937
State & Local Government		496	152,927
Foreign Contractor		178	145,020
Domestic Contractor Performing Outside US		15	724
WOMEN-OWNED BUSINESS			
Small		1,101	177,785
Other		0	0
PREFERENCE PROGRAMS			
Directed JWOD		20	4,384
8 (a) Program		2,093	342,910
Small Disadvantaged Business Set-Aside		0	0
Small Business Set-Aside		3,314	587,056
Buy Indian /Self Determination Act		0	0
No Preference Program or Not Listed		11,441	10,002,700
COMMERCIAL ITEM ACQUISITION			
		3,214	448,783
SUBJECT TO LABOR STATUES			
Walsh Healy Act		3,333	3,298,002
Service Contract Act		2,847	3,541,208
Davis Bacon Act		1,167	128,886
Not Subject to Above Acts		9,521	3,968,954
PRODUCT OR SERVICE			
Supplies & Equipment		2,150	1,624,504
ADP Equipment, Purchase and Lease		1,677	141,179
Research & Development		4,477	3,048,339
Construction		1,335	192,519
Architect & Engineering		410	58,858
Real Property, Purchase & Lease, or Maintenance		37	1,233
ADP Services (includes Installation & Maintenance)		621	749,465
Other Services		6,161	5,120,953

FEDERAL PROCUREMENT DATA SYSTEM
National Archives and Records Administration
 Actions Reported Individually on SF281
 Fiscal Year 1999 Through Fourth Quarter

PART I - PRIME CONTRACTS							
	PROCUREMENT METHODS	Number of Actions (a)	NET DOLLARS AMOUNTS (000)				Total Dollars (f)
			Small Business Concerns (b)	Large Business Concerns (c)	Domestic Outside U.S./ Foreign (d)	Other Entities (e)	
NEW AWARDS AND MODIFICATIONS	1. Tariff or Regulated Acquisitions	54					25
	2. Contracts for Foreign Government or International Organization	0					0
	3. Simplified Acquisitions	1,295	1,464	475	0	36	1,975
	4. Delivery Orders - GSA Schedules Only	720	444	989	0	2	1,435
	5. Delivery Orders - Other Federal Schedules	123	80	145	0	2	227
	6. Delivery Orders - All Other	706	105	166	0	363	634
	7. Other Procurement Methods	127	47	31	0	28	106
	8. TOTAL NEW AWARDS AND MODIFICATIONS	3,025	2,140	1,806	0	431	4,402
COMPETITION	9. Competed	1,729	1,442	1,306	0	0	2,748
	10. Not Competed	506	208	310	0	363	881
	11. Not Available for Competition	790	490	190	0	68	748
MODIFICATIONS	12. TOTAL MODIFICATIONS (excluding line 3)	51					29

PART II - SELECTED SOCIOECONOMIC STATISTICS (includes both new awards and modifications)					
TYPE OF CONTRACTOR			PREFERENCE PROGRAMS		
CATEGORY	Number of Actions (a)	Total net Dollars (b)	CATEGORY	Number of Actions (a)	Total net Dollars (b)
Small Business	787	2,140	Small Business Set-Aside	416	1,760
Small Disadvantaged Business	9	64	Small Disadvantaged Business Set-Aside	30	1
Women-Owned Small Business	14	78	8 (a) Contract Award	3	18
JWOD Nonprofit Agency	4	0			
HBCU /MI	2	0			

National Archives and Records Administration
 Actions Reported Individually on SF279
 Fiscal Year 1999 Through Fourth Quarter

	Actions	Dollars (000)
TOTAL	130	21,080
CICA APPLICABILITY		
Pre-CICA	2	1,223
CICA Awards	114	17,588
Simplified Acquisitions	10	512
Subject to Statute Other Than CICA	0	0
KIND OF CONTRACT ACTION		
Initial Letter Contract	0	0
Definitive Contract Superseding Letter	0	0
New Definitive Contract	15	3,760
Simplified Acquisitions	10	512
Order Under Single Award Indefinite Delivery Contract	22	4,559
Order Under BOA	0	0
Order /Mod Under GSA Schedule	49	7,839
Order /Mod Under Other Federal Schedule	0	0
Modifications	28	3,771
Order Under Multiple Awards Contract	6	639
Terminations	0	0
SYNOPSIS OF PROCUREMENT PRIOR TO AWARD		
Synopsis Prior to Award	104	16,115
Not Synopsized Due to Urgency	1	69
Not Synopsized For Other Reasons	21	3,139

FEDERAL PROCUREMENT DATA SYSTEM
National Archives and Records Administration
 Actions Reported Individually on SF279
 Fiscal Year 1999 Through Fourth Quarter

AUTHORITY FOR OTHER THAN FULL AND OPEN COMPETITION		Actions	Dollars (000)
	Only One Source	12	2,288
	- Follow-On Contract	2	333
	- Utilities (Regulated & Telecommunications)	5	1,422
	Unusual & Competing Urgency	0	0
	Mobilization /Essential R & D	3	165
	International Agreement	0	0
	Authorized by Statute	2	563
	Authorized Resale	0	0
	National Security	0	0
	Public Interest	0	0
EXTENT COMPETED			
	Competed	105	16,181
	Not Available For Competition	13	2,315
	Follow-on to Competed Action	0	0
	Not Competed	8	827
TYPE OF CONTRACT			
	Fixed Price	125	19,291
	Cost Reimbursement	0	0
	Time and Material	1	32
	Labor Hour	0	0
TYPE OF CONTRACTOR			
	Small Disadvantaged Business	12	1,560
	Other Small Business	56	8,032
	Large Business	36	6,239
	JWOD Nonprofit Agency	4	884
	Education, Nonprofit & HBCU/MI	2	135
	State & Local Government	13	2,295
	Foreign Contractor	0	0
	Domestic Contractor Performing Outside US	3	178
WOMEN-OWNED BUSINESS			
	Small	5	329
	Other	3	165
PREFERENCE PROGRAMS			
	Directed JWOD	4	884
	8 (a) Program	5	572
	Small Disadvantaged Business Set-Aside	0	0
	Small Business Set-Aside	37	5,719
	Buy Indian /Self Determination Act	0	0
	No Preference Program or Not Listed	80	12,148
COMMERCIAL ITEM ACQUISITION		49	7,846
SUBJECT TO LABOR STATUES			
	Walsh Healy Act	18	1,089
	Service Contract Act	60	10,468
	Davis Bacon Act	0	0
	Not Subject to Above Acts	48	7,766
PRODUCT OR SERVICE			
	Supplies & Equipment	31	3,652
	ADP Equipment, Purchase and Lease	30	5,113
	Research & Development	0	0
	Construction	0	0
	Architect & Engineering	0	0
	Real Property, Purchase & Lease, or Maintenance	0	0
	ADP Services (includes Installation & Maintenance)	11	2,197
	Other Services	58	10,118

FEDERAL PROCUREMENT DATA SYSTEM
National Capital Planning Commission
 Actions Reported Individually on SF281
 Fiscal Year 1999 Through Fourth Quarter

PART I - PRIME CONTRACTS							
	PROCUREMENT METHODS	Number of Actions (a)	NET DOLLARS AMOUNTS (000)				Total Dollars (f)
			Small Business Concerns (b)	Large Business Concerns (c)	Domestic Outside U.S./ Foreign (d)	Other Entities (e)	
NEW AWARDS AND MODIFICATIONS	1. Tariff or Regulated Acquisitions	0					0
	2. Contracts for Foreign Government or International Organization	0					0
	3. Simplified Acquisitions	250	200	264	0	0	464
	4. Delivery Orders - GSA Schedules Only	28	0	17	0	0	17
	5. Delivery Orders - Other Federal Schedules	19	0	55	0	0	55
	6. Delivery Orders - All Other	4	0	0	0	0	0
	7. Other Procurement Methods	0	0	0	0	0	0
	8. TOTAL NEW AWARDS AND MODIFICATIONS	301	200	336	0	0	536
COMPETITION	9. Competed	67	81	199	0	0	280
	10. Not Competed	156	72	50	0	0	122
	11. Not Available for Competition	78	47	87	0	0	134
MODIFICATIONS	12. TOTAL MODIFICATIONS (excluding line 3)	0					0

PART II - SELECTED SOCIOECONOMIC STATISTICS (Includes both new awards and modifications)					
TYPE OF CONTRACTOR			PREFERENCE PROGRAMS		
CATEGORY	Number of Actions (a)	Total net Dollars (b)	CATEGORY	Number of Actions (a)	Total net Dollars (b)
Small Business	69	200	Small Business Set-Aside	0	0
Small Disadvantaged Business	0	0	Small Disadvantaged Business Set-Aside	0	0
Women-Owned Small Business	0	0	8 (a) Contract Award	0	0
JWOD Nonprofit Agency	0	0			
HBCU /MI	0	0			

National Capital Planning Commission
 Actions Reported Individually on SF279
 Fiscal Year 1999 Through Fourth Quarter

	Actions	Dollars (000)
TOTAL	4	152
CICA APPLICABILITY		
Pre-CICA	0	0
CICA Awards	0	0
Simplified Acquisitions	4	152
Subject to Statute Other Than CICA	0	0
KIND OF CONTRACT ACTION		
Initial Letter Contract	0	0
Definitive Contract Superseding Letter	0	0
New Definitive Contract	0	0
Simplified Acquisitions	4	152
Order Under Single Award Indefinite Delivery Contract	0	0
Order Under BOA	0	0
Order /Mod Under GSA Schedule	0	0
Order /Mod Under Other Federal Schedule	0	0
Modifications	0	0
Order Under Multiple Awards Contract	0	0
Terminations	0	0
SYNOPSIS OF PROCUREMENT PRIOR TO AWARD		
Synopsis Prior to Award	0	0
Not Synopsized Due to Urgency	0	0
Not Synopsized For Other Reasons	4	152

FEDERAL PROCUREMENT DATA SYSTEM
National Capital Planning Commission
 Actions Reported Individually on SF279
 Fiscal Year 1999 Through Fourth Quarter

AUTHORITY FOR OTHER THAN FULL AND OPEN COMPETITION		Actions	Dollars (000)
Only One Source		0	0
- Follow-On Contract		0	0
- Utilities (Regulated & Telecommunications)		0	0
Unusual & Competing Urgency		0	0
Mobilization /Essential R & D		0	0
International Agreement		0	0
Authorized by Statute		0	0
Authorized Resale		0	0
National Security		0	0
Public Interest		0	0
EXTENT COMPETED			
Competed		4	152
Not Available For Competition		0	0
Follow-on to Competed Action		0	0
Not Competed		0	0
TYPE OF CONTRACT			
Fixed Price		4	152
Cost Reimbursement		0	0
Time and Material		0	0
Labor Hour		0	0
TYPE OF CONTRACTOR			
Small Disadvantaged Business		0	0
Other Small Business		0	0
Large Business		4	152
JWOD Nonprofit Agency		0	0
Education, Nonprofit & HBCU/MI		0	0
State & Local Government		0	0
Foreign Contractor		0	0
Domestic Contractor Performing Outside US		0	0
WOMEN-OWNED BUSINESS			
Small		0	0
Other		0	0
PREFERENCE PROGRAMS			
Directed JWOD		0	0
8 (a) Program		0	0
Small Disadvantaged Business Set-Aside		0	0
Small Business Set-Aside		0	0
Buy Indian /Self Determination Act		0	0
No Preference Program or Not Listed		4	152
COMMERCIAL ITEM ACQUISITION		0	0
SUBJECT TO LABOR STATUES			
Walsh Healy Act		0	0
Service Contract Act		0	0
Davis Bacon Act		0	0
Not Subject to Above Acts		4	152
PRODUCT OR SERVICE			
Supplies & Equipment		1	48
ADP Equipment, Purchase and Lease		2	77
Research & Development		0	0
Construction		0	0
Architect & Engineering		1	27
Real Property, Purchase & Lease, or Maintenance		0	0
ADP Services (includes Installation & Maintenance)		0	0
Other Services		0	0

FEDERAL PROCUREMENT DATA SYSTEM
National Endowment For The Arts
Actions Reported Individually on SF281
Fiscal Year 1999 Through Fourth Quarter

PART I - PRIME CONTRACTS							
	PROCUREMENT METHODS	Number of Actions (a)	NET DOLLARS AMOUNTS (000)				
			Small Business Concerns (b)	Large Business Concerns (c)	Domestic Outside U.S./ Foreign (d)	Other Entities (e)	Total Dollars (f)
NEW AWARDS AND MODIFICATIONS	1. Tariff or Regulated Acquisitions	0				0	
	2. Contracts for Foreign Government or International Organization	0				0	
	3. Simplified Acquisitions	117	477	56	0	23	556
	4. Delivery Orders - GSA Schedules Only	13	78	55	0	0	133
	5. Delivery Orders - Other Federal Schedules	0	0	0	0	0	0
	6. Delivery Orders - All Other	0	0	0	0	0	0
	7. Other Procurement Methods	0	0	0	0	0	0
	8. TOTAL NEW AWARDS AND MODIFICATIONS	130	555	111	0	23	689
COMPETITION	9. Competed	34	311	55	0	0	366
	10. Not Competed	96	244	56	0	23	323
	11. Not Available for Competition	0	0	0	0	0	0
MODIFICATIONS	12. TOTAL MODIFICATIONS (excluding line 3)	0					0

PART II - SELECTED SOCIOECONOMIC STATISTICS (includes both new awards and modifications)					
TYPE OF CONTRACTOR			PREFERENCE PROGRAMS		
CATEGORY	Number of Actions (a)	Total net Dollars (b)	CATEGORY	Number of Actions (a)	Total net Dollars (b)
Small Business	102	555	Small Business Set-Aside	14	214
Small Disadvantaged Business	14	44	Small Disadvantaged Business Set-Aside	0	0
Women-Owned Small Business	9	82	8 (a) Contract Award	0	0
JWOD Nonprofit Agency	0	0			
HBCU /MI	0	0			

National Endowment For The Arts
Actions Reported Individually on SF279
Fiscal Year 1999 Through Fourth Quarter

	Actions	Dollars (000)
TOTAL	10	723
CICA APPLICABILITY		
Pre-CICA	0	0
CICA Awards	9	625
Simplified Acquisitions	1	98
Subject to Statute Other Than CICA	0	0
KIND OF CONTRACT ACTION		
Initial Letter Contract	0	0
Definitive Contract Superseding Letter	0	0
New Definitive Contract	1	198
Simplified Acquisitions	1	98
Order Under Single Award Indefinite Delivery Contract	0	0
Order Under BOA	0	0
Order /Mod Under GSA Schedule	7	339
Order /Mod Under Other Federal Schedule	0	0
Modifications	1	88
Order Under Multiple Awards Contract	0	0
Terminations	0	0
SYNOPSIS OF PROCUREMENT PRIOR TO AWARD		
Synopsis Prior to Award	9	525
Not Synopsized Due to Urgency	0	0
Not Synopsized For Other Reasons	1	198

FEDERAL PROCUREMENT DATA SYSTEM
National Endowment For The Arts
 Actions Reported Individually on SF279
 Fiscal Year 1999 Through Fourth Quarter

AUTHORITY FOR OTHER THAN FULL AND OPEN COMPETITION		Actions	Dollars (000)
Only One Source		0	0
- Follow-On Contract		0	0
- Utilities (Regulated & Telecommunications)		0	0
Unusual & Competing Urgency		0	0
Mobilization /Essential R & D		0	0
International Agreement		0	0
Authorized by Statute		1	198
Authorized Resale		0	0
National Security		0	0
Public Interest		0	0
EXTENT COMPETED			
Competed		9	525
Not Available For Competition		1	198
Follow-on to Competed Action		0	0
Not Competed		0	0
TYPE OF CONTRACT			
Fixed Price		10	723
Cost Reimbursement		0	0
Time and Material		0	0
Labor Hour		0	0
TYPE OF CONTRACTOR			
Small Disadvantaged Business		2	296
Other Small Business		4	204
Large Business		4	223
JWOD Nonprofit Agency		0	0
Education, Nonprofit & HBCU/MI		0	0
State & Local Government		0	0
Foreign Contractor		0	0
Domestic Contractor Performing Outside US		0	0
WOMEN-OWNED BUSINESS			
Small		0	0
Other		0	0
PREFERENCE PROGRAMS			
Directed JWOD		0	0
8 (a) Program		1	198
Small Disadvantaged Business Set-Aside		0	0
Small Business Set-Aside		2	186
Buy Indian /Self Determination Act		0	0
No Preference Program or Not Listed		7	339
COMMERCIAL ITEM ACQUISITION		7	339
SUBJECT TO LABOR STATUES			
Walsh Healy Act		1	40
Service Contract Act		2	286
Davis Bacon Act		0	0
Not Subject to Above Acts		7	397
PRODUCT OR SERVICE			
Supplies & Equipment		1	75
ADP Equipment, Purchase and Lease		5	224
Research & Development		0	0
Construction		0	0
Architect & Engineering		0	0
Real Property, Purchase & Lease, or Maintenance		0	0
ADP Services (includes Installation & Maintenance)		2	186
Other Services		2	238

FEDERAL PROCUREMENT DATA SYSTEM
National Endowment For The Humanities
 Actions Reported Individually on SF281
 Fiscal Year 1999 Through Fourth Quarter

PART I - PRIME CONTRACTS							
	PROCUREMENT METHODS	Number of Actions (a)	NET DOLLARS AMOUNTS (000)				Total Dollars (f)
			Small Business Concerns (b)	Large Business Concerns (c)	Domestic Outside U.S./ Foreign (d)	Other Entities (e)	
NEW AWARDS AND MODIFICATIONS	1. Tariff or Regulated Acquisitions	0					0
	2. Contracts for Foreign Government or International Organization	0					0
	3. Simplified Acquisitions	1,407	1,233	213	0	83	1,529
	4. Delivery Orders - GSA Schedules Only	27	145	61	0	19	225
	5. Delivery Orders - Other Federal Schedules	0	0	0	0	0	0
	6. Delivery Orders - All Other	0	0	0	0	0	0
	7. Other Procurement Methods	0	0	0	0	0	0
	8. TOTAL NEW AWARDS AND MODIFICATIONS	1,434	1,378	274	0	102	1,754
COMPETITION	9. Competed	967	563	99	0	1	663
	10. Not Competed	317	600	104	0	47	751
	11. Not Available for Competition	150	215	71	0	54	340
MODIFICATIONS	12. TOTAL MODIFICATIONS (excluding line 3)	0					0

PART II - SELECTED SOCIOECONOMIC STATISTICS (includes both new awards and modifications)					
TYPE OF CONTRACTOR			PREFERENCE PROGRAMS		
CATEGORY	Number of Actions (a)	Total net Dollars (b)	CATEGORY	Number of Actions (a)	Total net Dollars (b)
Small Business	1,381	1,378	Small Business Set-Aside	382	891
Small Disadvantaged Business	134	56	Small Disadvantaged Business Set-Aside	0	0
Women-Owned Small Business	498	224	8 (a) Contract Award	0	0
JWOD Nonprofit Agency	0	0			
HBCU /MI	0	0			

National Endowment For The Humanities
 Actions Reported Individually on SF279
 Fiscal Year 1999 Through Fourth Quarter

	Actions	Dollars (000)
TOTAL	6	611
CICA APPLICABILITY		
Pre-CICA	1	29
CICA Awards	3	311
Simplified Acquisitions	2	271
Subject to Statute Other Than CICA	0	0
KIND OF CONTRACT ACTION		
Initial Letter Contract	0	0
Definitive Contract Superseding Letter	0	0
New Definitive Contract	0	0
Simplified Acquisitions	2	271
Order Under Single Award Indefinite Delivery Contract	0	0
Order Under BOA	0	0
Order /Mod Under GSA Schedule	3	311
Order /Mod Under Other Federal Schedule	0	0
Modifications	0	0
Order Under Multiple Awards Contract	1	29
Terminations	0	0
SYNOPSIS OF PROCUREMENT PRIOR TO AWARD		
Synopsis Prior to Award	3	311
Not Synopsized Due to Urgency	0	0
Not Synopsized For Other Reasons	3	300

FEDERAL PROCUREMENT DATA SYSTEM
National Endowment For The Humanities
 Actions Reported Individually on SF279
 Fiscal Year 1999 Through Fourth Quarter

AUTHORITY FOR OTHER THAN FULL AND OPEN COMPETITION		Actions	Dollars (000)
Only One Source		0	0
- Follow-On Contract		0	0
- Utilities (Regulated & Telecommunications)		0	0
Unusual & Competing Urgency		0	0
Mobilization /Essential R & D		0	0
International Agreement		0	0
Authorized by Statute		0	0
Authorized Resale		0	0
National Security		0	0
Public Interest		0	0
EXTENT COMPETED			
Competed		6	611
Not Available For Competition		0	0
Follow-on to Competed Action		0	0
Not Competed		0	0
TYPE OF CONTRACT			
Fixed Price		6	611
Cost Reimbursement		0	0
Time and Material		0	0
Labor Hour		0	0
TYPE OF CONTRACTOR			
Small Disadvantaged Business		1	194
Other Small Business		2	119
Large Business		3	298
JWOD Nonprofit Agency		0	0
Education, Nonprofit & HBCU/MI		0	0
State & Local Government		0	0
Foreign Contractor		0	0
Domestic Contractor Performing Outside US		0	0
WOMEN-OWNED BUSINESS			
Small		0	0
Other		0	0
PREFERENCE PROGRAMS			
Directed JWOD		0	0
8 (a) Program		0	0
Small Disadvantaged Business Set-Aside		0	0
Small Business Set-Aside		1	29
Buy Indian /Self Determination Act		0	0
No Preference Program or Not Listed		5	582
COMMERCIAL ITEM ACQUISITION		4	388
SUBJECT TO LABOR STATUES			
Walsh Healy Act		4	494
Service Contract Act		1	90
Davis Bacon Act		0	0
Not Subject to Above Acts		1	27
PRODUCT OR SERVICE			
Supplies & Equipment		1	27
ADP Equipment, Purchase and Lease		1	194
Research & Development		0	0
Construction		0	0
Architect & Engineering		0	0
Real Property, Purchase & Lease, or Maintenance		0	0
ADP Services (includes Installation & Maintenance)		2	271
Other Services		2	119

FEDERAL PROCUREMENT DATA SYSTEM
National Gallery of Art
 Actions Reported Individually on SF281
 Fiscal Year 1999 Through Fourth Quarter

PART I - PRIME CONTRACTS							
	PROCUREMENT METHODS	Number of Actions (a)	NET DOLLARS AMOUNTS (000)				
			Small Business Concerns (b)	Large Business Concerns (c)	Domestic Outside U.S./ Foreign (d)	Other Entities (e)	Total Dollars (f)
NEW AWARDS AND MODIFICATIONS	1. Tariff or Regulated Acquisitions	0					0
	2. Contracts for Foreign Government or International Organization	0					0
	3. Simplified Acquisitions	2,781	3,270	26	386	0	3,682
	4. Delivery Orders - GSA Schedules Only	408	1,631	0	245	0	1,876
	5. Delivery Orders - Other Federal Schedules	0	0	0	0	0	0
	6. Delivery Orders - All Other	0	0	0	0	0	0
	7. Other Procurement Methods	9	0	0	0	35	35
	8. TOTAL NEW AWARDS AND MODIFICATIONS	3,198	4,901	26	631	35	5,593
COMPETITION	9. Competed	1,306	1,942	13	259	12	2,226
	10. Not Competed	774	1,126	11	157	6	1,300
	11. Not Available for Competition	1,118	1,833	2	215	17	2,067
MODIFICATIONS	12. TOTAL MODIFICATIONS (excluding line 3)	1,324					780

PART II - SELECTED SOCIOECONOMIC STATISTICS (Includes both new awards and modifications)					
TYPE OF CONTRACTOR			PREFERENCE PROGRAMS		
CATEGORY	Number of Actions (a)	Total net Dollars (b)	CATEGORY	Number of Actions (a)	Total net Dollars (b)
Small Business	3,198	4,901	Small Business Set-Aside	3,198	4,901
Small Disadvantaged Business	0	0	Small Disadvantaged Business Set-Aside	0	0
Women-Owned Small Business	0	0	8 (a) Contract Award	0	0
JWOD Nonprofit Agency	0	0			
HBCU /MI	0	0			

National Gallery of Art
 Actions Reported Individually on SF279
 Fiscal Year 1999 Through Fourth Quarter

	Actions	Dollars (000)
TOTAL	50	3,308
CICA APPLICABILITY		
Pre-CICA	0	0
CICA Awards	49	3,173
Simplified Acquisitions	0	0
Subject to Statute Other Than CICA	1	135
KIND OF CONTRACT ACTION		
Initial Letter Contract	0	0
Definitive Contract Superseding Letter	0	0
New Definitive Contract	10	719
Simplified Acquisitions	0	0
Order Under Single Award Indefinite Delivery Contract	0	0
Order Under BOA	0	0
Order /Mod Under GSA Schedule	0	0
Order /Mod Under Other Federal Schedule	0	0
Modifications	40	2,589
Order Under Multiple Awards Contract	0	0
Terminations	0	0
SYNOPSIS OF PROCUREMENT PRIOR TO AWARD		
Synopsis Prior to Award	42	2,670
Not Synopsized Due to Urgency	0	0
Not Synopsized For Other Reasons	8	638

FEDERAL PROCUREMENT DATA SYSTEM
National Gallery of Art
 Actions Reported Individually on SF279
 Fiscal Year 1999 Through Fourth Quarter

AUTHORITY FOR OTHER THAN FULL AND OPEN COMPETITION		Actions	Dollars (000)
Only One Source		0	0
- Follow-On Contract		0	0
- Utilities (Regulated & Telecommunications)		0	0
Unusual & Competing Urgency		0	0
Mobilization /Essential R & D		0	0
International Agreement		0	0
Authorized by Statute		6	395
Authorized Resale		0	0
National Security		0	0
Public Interest		0	0
EXTENT COMPETED			
Competed		48	3,118
Not Available For Competition		2	190
Follow-on to Competed Action		0	0
Not Competed		0	0
TYPE OF CONTRACT			
Fixed Price		50	3,308
Cost Reimbursement		0	0
Time and Material		0	0
Labor Hour		0	0
TYPE OF CONTRACTOR			
Small Disadvantaged Business		1	56
Other Small Business		35	1,857
Large Business		13	1,260
JWOD Nonprofit Agency		1	135
Education, Nonprofit & HBCU/MI		0	0
State & Local Government		0	0
Foreign Contractor		0	0
Domestic Contractor Performing Outside US		0	0
WOMEN-OWNED BUSINESS			
Small		0	0
Other		0	0
PREFERENCE PROGRAMS			
Directed JWOD		1	135
8 (a) Program		0	0
Small Disadvantaged Business Set-Aside		0	0
Small Business Set-Aside		0	0
Buy Indian /Self Determination Act		0	0
No Preference Program or Not Listed		49	3,173
COMMERCIAL ITEM ACQUISITION		2	258
SUBJECT TO LABOR STATUES			
Walsh Healy Act		1	150
Service Contract Act		5	335
Davis Bacon Act		32	1,331
Not Subject to Above Acts		12	1,492
PRODUCT OR SERVICE			
Supplies & Equipment		1	39
ADP Equipment, Purchase and Lease		0	0
Research & Development		0	0
Construction		29	1,223
Architect & Engineering		16	1,750
Real Property, Purchase & Lease, or Maintenance		0	0
ADP Services (includes Installation & Maintenance)		0	0
Other Services		4	296

FEDERAL PROCUREMENT DATA SYSTEM
National Labor Relations Board
Actions Reported Individually on SF281
Fiscal Year 1999 Through Fourth Quarter

PART I - PRIME CONTRACTS							
	PROCUREMENT METHODS	Number of Actions (a)	NET DOLLARS AMOUNTS (000)				
			Small Business Concerns (b)	Large Business Concerns (c)	Domestic Outside U.S./ Foreign (d)	Other Entities (e)	Total Dollars (f)
NEW AWARDS AND MODIFICATIONS	1. Tariff or Regulated Acquisitions	0					0
	2. Contracts for Foreign Government or International Organization	0					0
	3. Simplified Acquisitions	329	642	201	0	0	843
	4. Delivery Orders - GSA Schedules Only	341	210	177	0	0	387
	5. Delivery Orders - Other Federal Schedules	3	3	0	0	0	3
	6. Delivery Orders - All Other	9	42	21	0	0	63
	7. Other Procurement Methods	15	205	0	0	0	205
	8. TOTAL NEW AWARDS AND MODIFICATIONS	697	1,102	399	0	0	1,501
COMPETITION	9. Competed	228	528	168	0	0	696
	10. Not Competed	101	114	33	0	0	147
	11. Not Available for Competition	368	460	198	0	0	658
MODIFICATIONS	12. TOTAL MODIFICATIONS (excluding line 3)	368					658

PART II - SELECTED SOCIOECONOMIC STATISTICS (includes both new awards and modifications)					
TYPE OF CONTRACTOR			PREFERENCE PROGRAMS		
CATEGORY	Number of Actions (a)	Total net Dollars (b)	CATEGORY	Number of Actions (a)	Total net Dollars (b)
Small Business	473	1,102	Small Business Set-Aside	0	0
Small Disadvantaged Business	22	77	Small Disadvantaged Business Set-Aside	0	0
Women-Owned Small Business	43	309	8 (a) Contract Award	4	-8
JWOD Nonprofit Agency	0	0			
HBCU /MI	0	0			

National Labor Relations Board
Actions Reported Individually on SF279
Fiscal Year 1999 Through Fourth Quarter

	Actions	Dollars (000)
TOTAL	54	7,559
CICA APPLICABILITY		
Pre-CICA	1	87
CICA Awards	43	6,981
Simplified Acquisitions	6	314
Subject to Statute Other Than CICA	3	140
KIND OF CONTRACT ACTION		
Initial Letter Contract	2	79
Definitive Contract Superseding Letter	0	0
New Definitive Contract	0	0
Simplified Acquisitions	7	351
Order Under Single Award Indefinite Delivery Contract	26	3,072
Order Under BOA	3	179
Order /Mod Under GSA Schedule	15	2,328
Order /Mod Under Other Federal Schedule	0	0
Modifications	0	0
Order Under Multiple Awards Contract	1	1,550
Terminations	0	0
SYNOPSIS OF PROCUREMENT PRIOR TO AWARD		
Synopsis Prior to Award	42	6,862
Not Synopsized Due to Urgency	1	33
Not Synopsized For Other Reasons	11	664

FEDERAL PROCUREMENT DATA SYSTEM
National Labor Relations Board
 Actions Reported Individually on SF279
 Fiscal Year 1999 Through Fourth Quarter

AUTHORITY FOR OTHER THAN FULL AND OPEN COMPETITION		Actions	Dollars (000)
Only One Source		0	0
- Follow-On Contract		0	0
- Utilities (Regulated & Telecommunications)		0	0
Unusual & Competing Urgency		0	0
Mobilization /Essential R & D		0	0
International Agreement		0	0
Authorized by Statute		1	29
Authorized Resale		0	0
National Security		0	0
Public Interest		0	0
EXTENT COMPETED			
Competed		50	5,843
Not Available For Competition		3	166
Follow-on to Competed Action		1	1,550
Not Competed		0	0
TYPE OF CONTRACT			
Fixed Price		53	7,530
Cost Reimbursement		1	29
Time and Material		0	0
Labor Hour		0	0
TYPE OF CONTRACTOR			
Small Disadvantaged Business		7	276
Other Small Business		30	3,326
Large Business		17	3,957
JWOD Nonprofit Agency		0	0
Education, Nonprofit & HBCU/MI		0	0
State & Local Government		0	0
Foreign Contractor		0	0
Domestic Contractor Performing Outside US		0	0
WOMEN-OWNED BUSINESS			
Small		16	661
Other		1	30
PREFERENCE PROGRAMS			
Directed JWOD		0	0
8 (a) Program		0	0
Small Disadvantaged Business Set-Aside		5	197
Small Business Set-Aside		26	3,031
Buy Indian /Self Determination Act		0	0
No Preference Program or Not Listed		23	4,331
COMMERCIAL ITEM ACQUISITION		14	2,317
SUBJECT TO LABOR STATUES			
Walsh Healy Act		3	206
Service Contract Act		21	2,415
Davis Bacon Act		0	0
Not Subject to Above Acts		30	4,938
PRODUCT OR SERVICE			
Supplies & Equipment		3	191
ADP Equipment, Purchase and Lease		17	2,475
Research & Development		0	0
Construction		0	0
Architect & Engineering		0	0
Real Property, Purchase & Lease, or Maintenance		0	0
ADP Services (includes Installation & Maintenance)		9	3,853
Other Services		25	1,040

FEDERAL PROCUREMENT DATA SYSTEM
National Mediation Board
Actions Reported Individually on SF281
Fiscal Year 1999 Through Fourth Quarter

PART I - PRIME CONTRACTS							
	PROCUREMENT METHODS	Number of Actions (a)	NET DOLLARS AMOUNTS (000)				Total Dollars (f)
			Small Business Concerns (b)	Large Business Concerns (c)	Domestic Outside U.S./ Foreign (d)	Other Entities (e)	
NEW AWARDS AND MODIFICATIONS	1. Tariff or Regulated Acquisitions	0					0
	2. Contracts for Foreign Government or International Organization	0					0
	3. Simplified Acquisitions	101	117	88	0	0	205
	4. Delivery Orders - GSA Schedules Only	43	83	247	0	0	330
	5. Delivery Orders - Other Federal Schedules	0	0	0	0	0	0
	6. Delivery Orders - All Other	0	0	0	0	0	0
	7. Other Procurement Methods	0	0	0	0	0	0
	8. TOTAL NEW AWARDS AND MODIFICATIONS	144	200	335	0	0	535
COMPETITION	9. Competed	66	142	248	0	0	390
	10. Not Competed	56	42	75	0	0	117
	11. Not Available for Competition	22	16	12	0	0	28
MODIFICATIONS	12. TOTAL MODIFICATIONS (excluding line 3)	0					0

PART II - SELECTED SOCIOECONOMIC STATISTICS (includes both new awards and modifications)					
TYPE OF CONTRACTOR			PREFERENCE PROGRAMS		
CATEGORY	Number of Actions (a)	Total net Dollars (b)	CATEGORY	Number of Actions (a)	Total net Dollars (b)
Small Business	60	200	Small Business Set-Aside	0	0
Small Disadvantaged Business	0	0	Small Disadvantaged Business Set-Aside	0	0
Women-Owned Small Business	15	26	8 (a) Contract Award	0	0
JWOD Nonprofit Agency	0	0			
HBCU /MI	0	0			

National Mediation Board
Actions Reported Individually on SF279
Fiscal Year 1999 Through Fourth Quarter

	Actions	Dollars (000)
TOTAL	224	1,657
CICA APPLICABILITY		
Pre-CICA	0	0
CICA Awards	224	1,657
Simplified Acquisitions	0	0
Subject to Statute Other Than CICA	0	0
KIND OF CONTRACT ACTION		
Initial Letter Contract	224	1,657
Definitive Contract Superseding Letter	0	0
New Definitive Contract	0	0
Simplified Acquisitions	0	0
Order Under Single Award Indefinite Delivery Contract	0	0
Order Under BOA	0	0
Order /Mod Under GSA Schedule	0	0
Order /Mod Under Other Federal Schedule	0	0
Modifications	0	0
Order Under Multiple Awards Contract	0	0
Terminations	0	0
SYNOPSIS OF PROCUREMENT PRIOR TO AWARD		
Synopsis Prior to Award	0	0
Not Synopsized Due to Urgency	0	0
Not Synopsized For Other Reasons	224	1,657

FEDERAL PROCUREMENT DATA SYSTEM
National Mediation Board
 Actions Reported Individually on SF279
 Fiscal Year 1999 Through Fourth Quarter

AUTHORITY FOR OTHER THAN FULL AND OPEN COMPETITION		Actions	Dollars (000)
Only One Source		224	1,657
- Follow-On Contract		0	0
- Utilities (Regulated & Telecommunications)		0	0
Unusual & Competing Urgency		0	0
Mobilization /Essential R & D		0	0
International Agreement		0	0
Authorized by Statute		0	0
Authorized Resale		0	0
National Security		0	0
Public Interest		0	0
EXTENT COMPETED			
Competed		224	1,657
Not Available For Competition		0	0
Follow-on to Competed Action		0	0
Not Competed		0	0
TYPE OF CONTRACT			
Fixed Price		0	0
Cost Reimbursement		0	0
Time and Material		0	0
Labor Hour		224	1,657
TYPE OF CONTRACTOR			
Small Disadvantaged Business		0	0
Other Small Business		224	1,657
Large Business		0	0
JWOD Nonprofit Agency		0	0
Education, Nonprofit & HBCU/MI		0	0
State & Local Government		0	0
Foreign Contractor		0	0
Domestic Contractor Performing Outside US		0	0
WOMEN-OWNED BUSINESS			
Small		0	0
Other		0	0
PREFERENCE PROGRAMS			
Directed JWOD		0	0
8 (a) Program		0	0
Small Disadvantaged Business Set-Aside		0	0
Small Business Set-Aside		0	0
Buy Indian /Self Determination Act		0	0
No Preference Program or Not Listed		224	1,657
COMMERCIAL ITEM ACQUISITION			
		0	0
SUBJECT TO LABOR STATUES			
Walsh Healy Act		0	0
Service Contract Act		0	0
Davis Bacon Act		0	0
Not Subject to Above Acts		224	1,657
PRODUCT OR SERVICE			
Supplies & Equipment		0	0
ADP Equipment, Purchase and Lease		0	0
Research & Development		0	0
Construction		0	0
Architect & Engineering		0	0
Real Property, Purchase & Lease, or Maintenance		0	0
ADP Services (includes Installation & Maintenance)		0	0
Other Services		224	1,657

FEDERAL PROCUREMENT DATA SYSTEM
National Science Foundation
 Actions Reported Individually on SF281
 Fiscal Year 1999 Through Fourth Quarter

PART I - PRIME CONTRACTS							
	PROCUREMENT METHODS	Number of Actions (a)	NET DOLLARS AMOUNTS (000)				
			Small Business Concerns (b)	Large Business Concerns (c)	Domestic Outside U.S./ Foreign (d)	Other Entities (e)	Total Dollars (f)
NEW AWARDS AND MODIFICATIONS	1. Tariff or Regulated Acquisitions	0					0
	2. Contracts for Foreign Government or International Organization	0					0
	3. Simplified Acquisitions	886	2,422	635	0	164	3,221
	4. Delivery Orders - GSA Schedules Only	218	376	969	0	5	1,350
	5. Delivery Orders - Other Federal Schedules	1	0	1	0	0	1
	6. Delivery Orders - All Other	21	92	74	0	5	171
	7. Other Procurement Methods	5	17	2	0	0	19
	8. TOTAL NEW AWARDS AND MODIFICATIONS	1,131	2,907	1,681	0	174	4,762
COMPETITION	9. Competed	584	1,907	1,057	0	40	3,004
	10. Not Competed	198	702	557	0	125	1,384
	11. Not Available for Competition	349	298	67	0	9	374
MODIFICATIONS	12. TOTAL MODIFICATIONS (excluding line 3)	7					-12

PART II - SELECTED SOCIOECONOMIC STATISTICS (includes both new awards and modifications)					
TYPE OF CONTRACTOR			PREFERENCE PROGRAMS		
CATEGORY	Number of Actions (a)	Total net Dollars (b)	CATEGORY	Number of Actions (a)	Total net Dollars (b)
Small Business	778	2,907	Small Business Set-Aside	581	2,025
Small Disadvantaged Business	19	92	Small Disadvantaged Business Set-Aside	6	47
Women-Owned Small Business	77	236	8 (a) Contract Award	0	0
JWOD Nonprofit Agency	1	20			
HBCU /MI	0	0			

National Science Foundation
 Actions Reported Individually on SF279
 Fiscal Year 1999 Through Fourth Quarter

	Actions	Dollars (000)
TOTAL	292	212,841
CICA APPLICABILITY		
Pre-CICA	0	0
CICA Awards	280	163,990
Simplified Acquisitions	6	319
Subject to Statute Other Than CICA	0	0
KIND OF CONTRACT ACTION		
Initial Letter Contract	0	0
Definitive Contract Superseding Letter	0	0
New Definitive Contract	6	4,056
Simplified Acquisitions	6	319
Order Under Single Award Indefinite Delivery Contract	79	9,142
Order Under BOA	0	0
Order /Mod Under GSA Schedule	28	3,013
Order /Mod Under Other Federal Schedule	0	0
Modifications	153	193,131
Order Under Multiple Awards Contract	20	3,180
Terminations	0	0
SYNOPSIS OF PROCUREMENT PRIOR TO AWARD		
Synopsis Prior to Award	260	156,737
Not Synopsized Due to Urgency	0	0
Not Synopsized For Other Reasons	26	7,572

FEDERAL PROCUREMENT DATA SYSTEM
National Science Foundation
 Actions Reported Individually on SF279
 Fiscal Year 1999 Through Fourth Quarter

AUTHORITY FOR OTHER THAN FULL AND OPEN COMPETITION		Actions	Dollars (000)
Only One Source		12	3,419
- Follow-On Contract		0	0
- Utilities (Regulated & Telecommunications)		0	0
Unusual & Competing Urgency		0	0
Mobilization /Essential R & D		0	0
International Agreement		0	0
Authorized by Statute		26	6,844
Authorized Resale		0	0
National Security		0	0
Public Interest		0	0
EXTENT COMPETED			
Competed		249	154,580
Not Available For Competition		24	6,268
Follow-on to Competed Action		0	0
Not Competed		13	3,461
TYPE OF CONTRACT			
Fixed Price		84	7,581
Cost Reimbursement		201	156,428
Time and Material		0	0
Labor Hour		1	300
TYPE OF CONTRACTOR			
Small Disadvantaged Business		46	9,087
Other Small Business		79	10,980
Large Business		120	24,951
JWOD Nonprofit Agency		0	0
Education, Nonprofit & HBCU/MI		28	9,927
State & Local Government		3	112
Foreign Contractor		2	84
Domestic Contractor Performing Outside US		8	109,168
WOMEN-OWNED BUSINESS			
Small		47	6,591
Other		0	0
PREFERENCE PROGRAMS			
Directed JWOD		0	0
8 (a) Program		34	7,725
Small Disadvantaged Business Set-Aside		3	760
Small Business Set-Aside		24	4,295
Buy Indian /Self Determination Act		0	0
No Preference Program or Not Listed		225	151,529
COMMERCIAL ITEM ACQUISITION		22	2,512
SUBJECT TO LABOR STATUES			
Walsh Healy Act		10	1,250
Service Contract Act		31	3,642
Davis Bacon Act		0	0
Not Subject to Above Acts		245	159,417
PRODUCT OR SERVICE			
Supplies & Equipment		11	928
ADP Equipment, Purchase and Lease		18	1,688
Research & Development		10	151,280
Construction		0	0
Architect & Engineering		0	0
Real Property, Purchase & Lease, or Maintenance		0	0
ADP Services (includes Installation & Maintenance)		89	14,731
Other Services		164	44,214

FEDERAL PROCUREMENT DATA SYSTEM
National Transportation Safety Board
Actions Reported Individually on SF281
Fiscal Year 1999 Through Fourth Quarter

PART I - PRIME CONTRACTS							
	PROCUREMENT METHODS	Number of Actions (a)	NET DOLLARS AMOUNTS (000)				
			Small Business Concerns (b)	Large Business Concerns (c)	Domestic Outside U.S./ Foreign (d)	Other Entities (e)	Total Dollars (f)
NEW AWARDS AND MODIFICATIONS	1. Tariff or Regulated Acquisitions	0					0
	2. Contracts for Foreign Government or International Organization	0					0
	3. Simplified Acquisitions	288	3,374	636	0	0	4,010
	4. Delivery Orders - GSA Schedules Only	66	0	1,132	0	0	1,132
	5. Delivery Orders - Other Federal Schedules	1	0	0	0	25	25
	6. Delivery Orders - All Other	1	24	0	0	0	24
	7. Other Procurement Methods	0	0	0	0	0	0
	8. TOTAL NEW AWARDS AND MODIFICATIONS	356	3,398	1,768	0	25	5,191
COMPETITION	9. Competed	68	24	1,132	0	25	1,181
	10. Not Competed	0	0	0	0	0	0
	11. Not Available for Competition	288	3,374	636	0	0	4,010
MODIFICATIONS	12. TOTAL MODIFICATIONS (excluding line 3)	0					0

PART II - SELECTED SOCIOECONOMIC STATISTICS (Includes both new awards and modifications)					
TYPE OF CONTRACTOR			PREFERENCE PROGRAMS		
CATEGORY	Number of Actions (a)	Total net Dollars (b)	CATEGORY	Number of Actions (a)	Total net Dollars (b)
Small Business	283	3,398	Small Business Set-Aside	11	101
Small Disadvantaged Business	0	0	Small Disadvantaged Business Set-Aside	0	0
Women-Owned Small Business	0	0	8 (a) Contract Award	0	0
JWOD Nonprofit Agency	0	0			
HBCU /MI	0	0			

National Transportation Safety Board
Actions Reported Individually on SF279
Fiscal Year 1999 Through Fourth Quarter

	Actions	Dollars (000)
TOTAL	0	0
CICA APPLICABILITY		
Pre-CICA	0	0
CICA Awards	0	0
Simplified Acquisitions	0	0
Subject to Statute Other Than CICA	0	0
KIND OF CONTRACT ACTION		
Initial Letter Contract	0	0
Definitive Contract Superseding Letter	0	0
New Definitive Contract	0	0
Simplified Acquisitions	0	0
Order Under Single Award Indefinite Delivery Contract	0	0
Order Under BOA	0	0
Order /Mod Under GSA Schedule	0	0
Order /Mod Under Other Federal Schedule	0	0
Modifications	0	0
Order Under Multiple Awards Contract	0	0
Terminations	0	0
SYNOPSIS OF PROCUREMENT PRIOR TO AWARD		
Synopsis Prior to Award	0	0
Not Synopsized Due to Urgency	0	0
Not Synopsized For Other Reasons	0	0

FEDERAL PROCUREMENT DATA SYSTEM
National Transportation Safety Board
 Actions Reported Individually on SF279
 Fiscal Year 1999 Through Fourth Quarter

AUTHORITY FOR OTHER THAN FULL AND OPEN COMPETITION		Actions	Dollars (000)
Only One Source		0	0
- Follow-On Contract		0	0
- Utilities (Regulated & Telecommunications)		0	0
Unusual & Competing Urgency		0	0
Mobilization /Essential R & D		0	0
International Agreement		0	0
Authorized by Statute		0	0
Authorized Resale		0	0
National Security		0	0
Public Interest		0	0
EXTENT COMPETED			
Competed		0	0
Not Available For Competition		0	0
Follow-on to Competed Action		0	0
Not Competed		0	0
TYPE OF CONTRACT			
Fixed Price		0	0
Cost Reimbursement		0	0
Time and Material		0	0
Labor Hour		0	0
TYPE OF CONTRACTOR			
Small Disadvantaged Business		0	0
Other Small Business		0	0
Large Business		0	0
JWOD Nonprofit Agency		0	0
Education, Nonprofit & HBCU/MI		0	0
State & Local Government		0	0
Foreign Contractor		0	0
Domestic Contractor Performing Outside US		0	0
WOMEN-OWNED BUSINESS			
Small		0	0
Other		0	0
PREFERENCE PROGRAMS			
Directed JWOD		0	0
8 (a) Program		0	0
Small Disadvantaged Business Set-Aside		0	0
Small Business Set-Aside		0	0
Buy Indian /Self Determination Act		0	0
No Preference Program or Not Listed		0	0
COMMERCIAL ITEM ACQUISITION			
SUBJECT TO LABOR STATUES			
Walsh Healy Act		0	0
Service Contract Act		0	0
Davis Bacon Act		0	0
Not Subject to Above Acts		0	0
PRODUCT OR SERVICE			
Supplies & Equipment		0	0
ADP Equipment, Purchase and Lease		0	0
Research & Development		0	0
Construction		0	0
Architect & Engineering		0	0
Real Property, Purchase & Lease, or Maintenance		0	0
ADP Services (includes Installation & Maintenance)		0	0
Other Services		0	0

FEDERAL PROCUREMENT DATA SYSTEM
Nuclear Regulatory Commission
 Actions Reported Individually on SF281
 Fiscal Year 1999 Through Fourth Quarter

PART I - PRIME CONTRACTS							
	PROCUREMENT METHODS	Number of Actions (a)	NET DOLLARS AMOUNTS (000)				
			Small Business Concerns (b)	Large Business Concerns (c)	Domestic Outside U.S./ Foreign (d)	Other Entities (e)	Total Dollars (f)
NEW AWARDS AND MODIFICATIONS	1. Tariff or Regulated Acquisitions	7					3
	2. Contracts for Foreign Government or International Organization	0					0
	3. Simplified Acquisitions	878	2,367	1,293	0	107	3,767
	4. Delivery Orders - GSA Schedules Only	90	277	192	0	10	479
	5. Delivery Orders - Other Federal Schedules	0	0	0	0	0	0
	6. Delivery Orders - All Other	36	145	166	0	0	311
	7. Other Procurement Methods	6	0	0	0	83	83
	8. TOTAL NEW AWARDS AND MODIFICATIONS	1,017	2,789	1,651	0	200	4,643
COMPETITION	9. Competed	495	2,091	1,195	0	31	3,317
	10. Not Competed	125	330	358	0	168	856
	11. Not Available for Competition	397	368	98	0	1	467
MODIFICATIONS	12. TOTAL MODIFICATIONS (excluding line 3)	150					762

PART II - SELECTED SOCIOECONOMIC STATISTICS (Includes both new awards and modifications)					
TYPE OF CONTRACTOR			PREFERENCE PROGRAMS		
CATEGORY	Number of Actions (a)	Total net Dollars (b)	CATEGORY	Number of Actions (a)	Total net Dollars (b)
Small Business	610	2,789	Small Business Set-Aside	234	1,491
Small Disadvantaged Business	10	92	Small Disadvantaged Business Set-Aside	10	92
Women-Owned Small Business	37	131	8 (a) Contract Award	10	92
JWOD Nonprofit Agency	0	0			
HBCU /MI	0	0			

Nuclear Regulatory Commission
 Actions Reported Individually on SF279
 Fiscal Year 1999 Through Fourth Quarter

	Actions	Dollars (000)
TOTAL	604	67,443
CICA APPLICABILITY		
Pre-CICA	47	3,217
CICA Awards	519	61,378
Simplified Acquisitions	33	2,799
Subject to Statute Other Than CICA	4	19
KIND OF CONTRACT ACTION		
Initial Letter Contract	0	0
Definitive Contract Superseding Letter	8	1,115
New Definitive Contract	17	2,241
Simplified Acquisitions	25	1,646
Order Under Single Award Indefinite Delivery Contract	82	5,247
Order Under BOA	0	0
Order /Mod Under GSA Schedule	75	10,723
Order /Mod Under Other Federal Schedule	0	0
Modifications	378	44,767
Order Under Multiple Awards Contract	18	1,770
Terminations	1	-66
SYNOPSIS OF PROCUREMENT PRIOR TO AWARD		
Synopsis Prior to Award	358	51,761
Not Synopsized Due to Urgency	5	466
Not Synopsized For Other Reasons	240	15,186

FEDERAL PROCUREMENT DATA SYSTEM
Nuclear Regulatory Commission
 Actions Reported Individually on SF279
 Fiscal Year 1999 Through Fourth Quarter

AUTHORITY FOR OTHER THAN FULL AND OPEN COMPETITION		Actions	Dollars (000)
Only One Source		40	4,722
- Follow-On Contract		3	1,178
- Utilities (Regulated & Telecommunications)		2	135
Unusual & Competing Urgency		5	362
Mobilization /Essential R & D		9	230
International Agreement		0	0
Authorized by Statute		67	10,353
Authorized Resale		1	-2
National Security		0	0
Public Interest		0	0
EXTENT COMPETED			
Competed		455	56,499
Not Available For Competition		92	5,617
Follow-on to Competed Action		0	0
Not Competed		56	5,297
TYPE OF CONTRACT			
Fixed Price		278	29,026
Cost Reimbursement		312	37,520
Time and Material		6	717
Labor Hour		7	150
TYPE OF CONTRACTOR			
Small Disadvantaged Business		107	12,536
Other Small Business		208	16,242
Large Business		232	21,183
JWOD Nonprofit Agency		0	0
Education, Nonprofit & HBCU/MI		41	15,259
State & Local Government		15	2,193
Foreign Contractor		0	0
Domestic Contractor Performing Outside US		0	0
WOMEN-OWNED BUSINESS			
Small		61	11,158
Other		2	109
PREFERENCE PROGRAMS			
Directed JWOD		0	0
8 (a) Program		74	10,553
Small Disadvantaged Business Set-Aside		2	78
Small Business Set-Aside		106	4,103
Buy Indian /Self Determination Act		0	0
No Preference Program or Not Listed		421	52,679
COMMERCIAL ITEM ACQUISITION		110	12,655
SUBJECT TO LABOR STATUES			
Walsh Healy Act		25	3,152
Service Contract Act		59	15,213
Davis Bacon Act		7	62
Not Subject to Above Acts		512	48,986
PRODUCT OR SERVICE			
Supplies & Equipment		31	2,930
ADP Equipment, Purchase and Lease		58	7,098
Research & Development		40	4,233
Construction		15	723
Architect & Engineering		2	305
Real Property, Purchase & Lease, or Maintenance		1	27
ADP Services (includes Installation & Maintenance)		82	16,271
Other Services		375	35,856

FEDERAL PROCUREMENT DATA SYSTEM
Occupational Safety and Health Review Commission
 Actions Reported Individually on SF281
 Fiscal Year 1999 Through Fourth Quarter

PART I - PRIME CONTRACTS							
	PROCUREMENT METHODS	Number of Actions (a)	NET DOLLARS AMOUNTS (000)				
			Small Business Concerns (b)	Large Business Concerns (c)	Domestic Outside U.S./ Foreign (d)	Other Entities (e)	Total Dollars (f)
NEW AWARDS AND MODIFICATIONS	1. Tariff or Regulated Acquisitions	0					0
	2. Contracts for Foreign Government or International Organization	0					0
	3. Simplified Acquisitions	113	113	63	0	0	176
	4. Delivery Orders - GSA Schedules Only	61	10	77	0	0	87
	5. Delivery Orders - Other Federal Schedules	0	0	0	0	0	0
	6. Delivery Orders - All Other	0	0	0	0	0	0
	7. Other Procurement Methods	28	0	0	0	47	47
	8. TOTAL NEW AWARDS AND MODIFICATIONS	202	123	140	0	47	310
COMPETITION	9. Competed	174	123	140	0	0	263
	10. Not Competed	0	0	0	0	0	0
	11. Not Available for Competition	28	0	0	0	47	47
MODIFICATIONS	12. TOTAL MODIFICATIONS (excluding line 3)	29					5

PART II - SELECTED SOCIOECONOMIC STATISTICS (includes both new awards and modifications)					
TYPE OF CONTRACTOR			PREFERENCE PROGRAMS		
CATEGORY	Number of Actions (a)	Total net Dollars (b)	CATEGORY	Number of Actions (a)	Total net Dollars (b)
Small Business	81	123	Small Business Set-Aside	0	0
Small Disadvantaged Business	0	0	Small Disadvantaged Business Set-Aside	0	0
Women-Owned Small Business	6	19	8 (a) Contract Award	0	0
JWOD Nonprofit Agency	0	0			
HBCU /MI	0	0			

Occupational Safety and Health Review Commission
 Actions Reported Individually on SF279
 Fiscal Year 1999 Through Fourth Quarter

	Actions	Dollars (000)
TOTAL	1	48,630
CICA APPLICABILITY		
Pre-CICA	0	0
CICA Awards	1	48,630
Simplified Acquisitions	0	0
Subject to Statute Other Than CICA	0	0
KIND OF CONTRACT ACTION		
Initial Letter Contract	0	0
Definitive Contract Superseding Letter	0	0
New Definitive Contract	0	0
Simplified Acquisitions	0	0
Order Under Single Award Indefinite Delivery Contract	0	0
Order Under BOA	0	0
Order /Mod Under GSA Schedule	1	48,630
Order /Mod Under Other Federal Schedule	0	0
Modifications	0	0
Order Under Multiple Awards Contract	0	0
Terminations	0	0
SYNOPSIS OF PROCUREMENT PRIOR TO AWARD		
Synopsis Prior to Award	1	48,630
Not Synopsized Due to Urgency	0	0
Not Synopsized For Other Reasons	0	0

FEDERAL PROCUREMENT DATA SYSTEM
Occupational Safety and Health Review Commission
 Actions Reported Individually on SF279
 Fiscal Year 1999 Through Fourth Quarter

AUTHORITY FOR OTHER THAN FULL AND OPEN COMPETITION		Actions	Dollars (000)
Only One Source		0	0
- Follow-On Contract		0	0
- Utilities (Regulated & Telecommunications)		0	0
Unusual & Competing Urgency		0	0
Mobilization /Essential R & D		0	0
International Agreement		0	0
Authorized by Statute		0	0
Authorized Resale		0	0
National Security		0	0
Public Interest		0	0
EXTENT COMPETED			
Competed		1	48,630
Not Available For Competition		0	0
Follow-on to Competed Action		0	0
Not Competed		0	0
TYPE OF CONTRACT			
Fixed Price		1	48,630
Cost Reimbursement		0	0
Time and Material		0	0
Labor Hour		0	0
TYPE OF CONTRACTOR			
Small Disadvantaged Business		0	0
Other Small Business		0	0
Large Business		1	48,630
JWOD Nonprofit Agency		0	0
Education, Nonprofit & HBCU/MI		0	0
State & Local Government		0	0
Foreign Contractor		0	0
Domestic Contractor Performing Outside US		0	0
WOMEN-OWNED BUSINESS			
Small		0	0
Other		0	0
PREFERENCE PROGRAMS			
Directed JWOD		0	0
8 (a) Program		0	0
Small Disadvantaged Business Set-Aside		0	0
Small Business Set-Aside		0	0
Buy Indian /Self Determination Act		0	0
No Preference Program or Not Listed		1	48,630
COMMERCIAL ITEM ACQUISITION			
		1	48,630
SUBJECT TO LABOR STATUES			
Walsh Healy Act		1	48,630
Service Contract Act		0	0
Davis Bacon Act		0	0
Not Subject to Above Acts		0	0
PRODUCT OR SERVICE			
Supplies & Equipment		0	0
ADP Equipment, Purchase and Lease		1	48,630
Research & Development		0	0
Construction		0	0
Architect & Engineering		0	0
Real Property, Purchase & Lease, or Maintenance		0	0
ADP Services (includes Installation & Maintenance)		0	0
Other Services		0	0

FEDERAL PROCUREMENT DATA SYSTEM
Office of Personnel Management
 Actions Reported Individually on SF281
 Fiscal Year 1999 Through Fourth Quarter

PART I - PRIME CONTRACTS							
	PROCUREMENT METHODS	Number of Actions (a)	NET DOLLARS AMOUNTS (000)				Total Dollars (f)
			Small Business Concerns (b)	Large Business Concerns (c)	Domestic Outside U.S./ Foreign (d)	Other Entities (e)	
NEW AWARDS AND MODIFICATIONS	1. Tariff or Regulated Acquisitions	0					0
	2. Contracts for Foreign Government or International Organization	0					0
	3. Simplified Acquisitions	5,812	8,015	2,183	0	638	10,836
	4. Delivery Orders - GSA Schedules Only	396	1,025	1,034	0	0	2,059
	5. Delivery Orders - Other Federal Schedules	0	0	0	0	0	0
	6. Delivery Orders - All Other	22	192	0	0	163	355
	7. Other Procurement Methods	0	0	0	0	0	0
	8. TOTAL NEW AWARDS AND MODIFICATIONS	6,230	9,232	3,217	0	801	13,250
COMPETITION	9. Competed	1,632	4,815	1,544	0	472	6,831
	10. Not Competed	1,992	2,414	1,238	0	193	3,845
	11. Not Available for Competition	2,606	2,003	435	0	136	2,574
MODIFICATIONS	12. TOTAL MODIFICATIONS (excluding line 3)	0					0

PART II - SELECTED SOCIOECONOMIC STATISTICS (includes both new awards and modifications)					
TYPE OF CONTRACTOR			PREFERENCE PROGRAMS		
CATEGORY	Number of Actions (a)	Total net Dollars (b)	CATEGORY	Number of Actions (a)	Total net Dollars (b)
Small Business	3,449	9,232	Small Business Set-Aside	0	0
Small Disadvantaged Business	77	168	Small Disadvantaged Business Set-Aside	0	0
Women-Owned Small Business	596	1,268	8 (a) Contract Award	0	0
JWOD Nonprofit Agency	1	1			
HBCU /MI	0	0			

Office of Personnel Management
 Actions Reported Individually on SF279
 Fiscal Year 1999 Through Fourth Quarter

	Actions	Dollars (000)
TOTAL	2,618	157,965
CICA APPLICABILITY		
Pre-CICA	0	0
CICA Awards	2,617	157,881
Simplified Acquisitions	0	0
Subject to Statute Other Than CICA	0	0
KIND OF CONTRACT ACTION		
Initial Letter Contract	0	0
Definitive Contract Superseding Letter	0	0
New Definitive Contract	84	6,470
Simplified Acquisitions	0	0
Order Under Single Award Indefinite Delivery Contract	2,450	143,978
Order Under BOA	0	0
Order /Mod Under GSA Schedule	84	7,517
Order /Mod Under Other Federal Schedule	0	0
Modifications	0	0
Order Under Multiple Awards Contract	0	0
Terminations	0	0
SYNOPSIS OF PROCUREMENT PRIOR TO AWARD		
Synopsis Prior to Award	2,480	80,902
Not Synopsized Due to Urgency	0	0
Not Synopsized For Other Reasons	137	76,979

FEDERAL PROCUREMENT DATA SYSTEM
Office of Personnel Management
 Actions Reported Individually on SF279
 Fiscal Year 1999 Through Fourth Quarter

AUTHORITY FOR OTHER THAN FULL AND OPEN COMPETITION		Actions	Dollars (000)
	Only One Source	39	1,380
	- Follow-On Contract	0	0
	- Utilities (Regulated & Telecommunications)	11	161
	Unusual & Competing Urgency	1	186
	Mobilization /Essential R & D	0	0
	International Agreement	0	0
	Authorized by Statute	0	0
	Authorized Resale	0	0
	National Security	0	0
	Public Interest	0	0
EXTENT COMPETED			
	Competed	2,577	156,315
	Not Available For Competition	7	310
	Follow-on to Competed Action	0	0
	Not Competed	33	1,256
TYPE OF CONTRACT			
	Fixed Price	2,613	155,578
	Cost Reimbursement	4	2,303
	Time and Material	0	0
	Labor Hour	0	0
TYPE OF CONTRACTOR			
	Small Disadvantaged Business	189	6,172
	Other Small Business	915	96,341
	Large Business	1,509	54,846
	JWOD Nonprofit Agency	1	300
	Education, Nonprofit & HBCU/MI	1	44
	State & Local Government	2	178
	Foreign Contractor	0	0
	Domestic Contractor Performing Outside US	0	0
WOMEN-OWNED BUSINESS			
	Small	139	3,454
	Other	0	0
PREFERENCE PROGRAMS			
	Directed JWOD	1	300
	8 (a) Program	188	6,107
	Small Disadvantaged Business Set-Aside	0	0
	Small Business Set-Aside	643	14,052
	Buy Indian /Self Determination Act	0	0
	No Preference Program or Not Listed	1,785	137,422
COMMERCIAL ITEM ACQUISITION		83	7,608
SUBJECT TO LABOR STATUES			
	Walsh Healy Act	26	2,662
	Service Contract Act	315	85,769
	Davis Bacon Act	0	0
	Not Subject to Above Acts	2,276	69,450
PRODUCT OR SERVICE			
	Supplies & Equipment	19	1,000
	ADP Equipment, Purchase and Lease	51	3,888
	Research & Development	0	0
	Construction	0	0
	Architect & Engineering	2	214
	Real Property, Purchase & Lease, or Maintenance	5	557
	ADP Services (includes Installation & Maintenance)	123	18,908
	Other Services	2,418	133,398

FEDERAL PROCUREMENT DATA SYSTEM
Peace Corps
 Actions Reported Individually on SF281
 Fiscal Year 1999 Through Fourth Quarter

PART I - PRIME CONTRACTS							
	PROCUREMENT METHODS	Number of Actions (a)	NET DOLLARS AMOUNTS (000)				
			Small Business Concerns (b)	Large Business Concerns (c)	Domestic Outside U.S./ Foreign (d)	Other Entities (e)	Total Dollars (f)
NEW AWARDS AND MODIFICATIONS	1. Tariff or Regulated Acquisitions	0					0
	2. Contracts for Foreign Government or International Organization	4					43
	3. Simplified Acquisitions	9,127	1,771	408	11,825	9,086	23,090
	4. Delivery Orders - GSA Schedules Only	28	132	66	0	0	198
	5. Delivery Orders - Other Federal Schedules	2	7	11	0	0	18
	6. Delivery Orders - All Other	5	6	14	0	0	20
	7. Other Procurement Methods	58	159	4	0	259	422
	8. TOTAL NEW AWARDS AND MODIFICATIONS	9,224	2,075	503	11,825	9,345	23,791
COMPETITION	9. Competed	2,147	1,550	182	6,742	5,061	13,535
	10. Not Competed	387	167	53	1,689	507	2,416
	11. Not Available for Competition	6,690	358	268	3,394	3,777	7,797
MODIFICATIONS	12. TOTAL MODIFICATIONS (excluding line 3)	0					0

PART II - SELECTED SOCIOECONOMIC STATISTICS (Includes both new awards and modifications)					
TYPE OF CONTRACTOR			PREFERENCE PROGRAMS		
CATEGORY	Number of Actions (a)	Total net Dollars (b)	CATEGORY	Number of Actions (a)	Total net Dollars (b)
Small Business	3,426	2,075	Small Business Set-Aside	30	351
Small Disadvantaged Business	13	127	Small Disadvantaged Business Set-Aside	0	0
Women-Owned Small Business	31	268	8 (a) Contract Award	2	3
JWOD Nonprofit Agency	0	0			
HBCU /MI	0	0			

Peace Corps
 Actions Reported Individually on SF279
 Fiscal Year 1999 Through Fourth Quarter

	Actions	Dollars (000)
TOTAL	112	14,689
CICA APPLICABILITY		
Pre-CICA	0	0
CICA Awards	107	14,460
Simplified Acquisitions	5	229
Subject to Statute Other Than CICA	0	0
KIND OF CONTRACT ACTION		
Initial Letter Contract	2	61
Definitive Contract Superseding Letter	0	0
New Definitive Contract	62	2,858
Simplified Acquisitions	5	229
Order Under Single Award Indefinite Delivery Contract	0	0
Order Under BOA	0	0
Order /Mod Under GSA Schedule	12	830
Order /Mod Under Other Federal Schedule	0	0
Modifications	26	10,448
Order Under Multiple Awards Contract	5	263
Terminations	0	0
SYNOPSIS OF PROCUREMENT PRIOR TO AWARD		
Synopsis Prior to Award	50	10,460
Not Synopsized Due to Urgency	0	0
Not Synopsized For Other Reasons	62	4,229

FEDERAL PROCUREMENT DATA SYSTEM
Peace Corps
 Actions Reported Individually on SF279
 Fiscal Year 1999 Through Fourth Quarter

AUTHORITY FOR OTHER THAN FULL AND OPEN COMPETITION		Actions	Dollars (000)
	Only One Source	26	2,580
	- Follow-On Contract	17	2,248
	- Utilities (Regulated & Telecommunications)	0	0
	Unusual & Competing Urgency	0	0
	Mobilization /Essential R & D	0	0
	International Agreement	0	0
	Authorized by Statute	3	320
	Authorized Resale	0	0
	National Security	0	0
	Public Interest	0	0
EXTENT COMPETED			
	Competed	80	11,663
	Not Available For Competition	6	1,925
	Follow-on to Competed Action	9	397
	Not Competed	17	704
TYPE OF CONTRACT			
	Fixed Price	103	11,426
	Cost Reimbursement	5	1,527
	Time and Material	0	0
	Labor Hour	4	1,736
TYPE OF CONTRACTOR			
	Small Disadvantaged Business	5	2,187
	Other Small Business	19	1,444
	Large Business	28	7,582
	JWOD Nonprofit Agency	1	200
	Education, Nonprofit & HBCU/MI	1	720
	State & Local Government	0	0
	Foreign Contractor	46	1,914
	Domestic Contractor Performing Outside US	12	642
WOMEN-OWNED BUSINESS			
	Small	11	896
	Other	1	39
PREFERENCE PROGRAMS			
	Directed JWOD	1	200
	8 (a) Program	2	1,616
	Small Disadvantaged Business Set-Aside	0	0
	Small Business Set-Aside	2	102
	Buy Indian /Self Determination Act	0	0
	No Preference Program or Not Listed	107	12,771
COMMERCIAL ITEM ACQUISITION		24	5,264
SUBJECT TO LABOR STATUES			
	Walsh Healy Act	5	210
	Service Contract Act	8	2,713
	Davis Bacon Act	0	0
	Not Subject to Above Acts	99	11,766
PRODUCT OR SERVICE			
	Supplies & Equipment	7	521
	ADP Equipment, Purchase and Lease	8	399
	Research & Development	0	0
	Construction	3	119
	Architect & Engineering	0	0
	Real Property, Purchase & Lease, or Maintenance	23	1,008
	ADP Services (includes Installation & Maintenance)	8	1,027
	Other Services	63	11,615

FEDERAL PROCUREMENT DATA SYSTEM
Railroad Retirement Board
Actions Reported Individually on SF281
Fiscal Year 1999 Through Fourth Quarter

PART I - PRIME CONTRACTS							
	PROCUREMENT METHODS	Number of Actions (a)	NET DOLLARS AMOUNTS (000)				
			Small Business Concerns (b)	Large Business Concerns (c)	Domestic Outside U.S./ Foreign (d)	Other Entities (e)	Total Dollars (f)
NEW AWARDS AND MODIFICATIONS	1. Tariff or Regulated Acquisitions	0					0
	2. Contracts for Foreign Government or International Organization	0					0
	3. Simplified Acquisitions	1,586	812	916	0	37	1,765
	4. Delivery Orders - GSA Schedules Only	657	185	659	0	0	844
	5. Delivery Orders - Other Federal Schedules	4	1	28	0	0	29
	6. Delivery Orders - All Other	0	0	0	0	0	0
	7. Other Procurement Methods	0	0	0	0	0	0
	8. TOTAL NEW AWARDS AND MODIFICATIONS	2,247	998	1,603	0	37	2,638
COMPETITION	9. Competed	753	416	970	0	0	1,386
	10. Not Competed	89	192	364	0	0	556
	11. Not Available for Competition	1,405	390	269	0	37	696
MODIFICATIONS	12. TOTAL MODIFICATIONS (excluding line 3)	0					0

PART II - SELECTED SOCIOECONOMIC STATISTICS (includes both new awards and modifications)					
TYPE OF CONTRACTOR			PREFERENCE PROGRAMS		
CATEGORY	Number of Actions (a)	Total net Dollars (b)	CATEGORY	Number of Actions (a)	Total net Dollars (b)
Small Business	999	998	Small Business Set-Aside	0	0
Small Disadvantaged Business	0	0	Small Disadvantaged Business Set-Aside	0	0
Women-Owned Small Business	8	6	8 (a) Contract Award	0	0
JWOD Nonprofit Agency	0	0			
HBCU /MI	0	0			

Railroad Retirement Board
Actions Reported Individually on SF279
Fiscal Year 1999 Through Fourth Quarter

	Actions	Dollars (000)
TOTAL	51	7,743
CICA APPLICABILITY		
Pre-CICA	0	0
CICA Awards	51	7,743
Simplified Acquisitions	0	0
Subject to Statute Other Than CICA	0	0
KIND OF CONTRACT ACTION		
Initial Letter Contract	0	0
Definitive Contract Superseding Letter	0	0
New Definitive Contract	11	763
Simplified Acquisitions	0	0
Order Under Single Award Indefinite Delivery Contract	1	90
Order Under BOA	0	0
Order /Mod Under GSA Schedule	21	1,428
Order /Mod Under Other Federal Schedule	0	0
Modifications	12	3,964
Order Under Multiple Awards Contract	6	1,498
Terminations	0	0
SYNOPSIS OF PROCUREMENT PRIOR TO AWARD		
Synopsis Prior to Award	42	7,364
Not Synopsized Due to Urgency	2	134
Not Synopsized For Other Reasons	7	245

FEDERAL PROCUREMENT DATA SYSTEM
Railroad Retirement Board
 Actions Reported Individually on SF279
 Fiscal Year 1999 Through Fourth Quarter

AUTHORITY FOR OTHER THAN FULL AND OPEN COMPETITION		Actions	Dollars (000)
Only One Source		6	610
- Follow-On Contract		0	0
- Utilities (Regulated & Telecommunications)		0	0
Unusual & Competing Urgency		2	134
Mobilization /Essential R & D		0	0
International Agreement		0	0
Authorized by Statute		0	0
Authorized Resale		0	0
National Security		0	0
Public Interest		0	0
EXTENT COMPETED			
Competed		44	7,036
Not Available For Competition		1	92
Follow-on to Competed Action		0	0
Not Competed		6	615
TYPE OF CONTRACT			
Fixed Price		51	7,743
Cost Reimbursement		0	0
Time and Material		0	0
Labor Hour		0	0
TYPE OF CONTRACTOR			
Small Disadvantaged Business		2	218
Other Small Business		16	1,373
Large Business		33	6,152
JWOD Nonprofit Agency		0	0
Education, Nonprofit & HBCU/MI		0	0
State & Local Government		0	0
Foreign Contractor		0	0
Domestic Contractor Performing Outside US		0	0
WOMEN-OWNED BUSINESS			
Small		5	322
Other		0	0
PREFERENCE PROGRAMS			
Directed JWOD		0	0
8 (a) Program		0	0
Small Disadvantaged Business Set-Aside		0	0
Small Business Set-Aside		4	710
Buy Indian /Self Determination Act		0	0
No Preference Program or Not Listed		47	7,033
COMMERCIAL ITEM ACQUISITION		16	1,050
SUBJECT TO LABOR STATUES			
Walsh Healy Act		14	953
Service Contract Act		7	1,164
Davis Bacon Act		0	0
Not Subject to Above Acts		30	5,626
PRODUCT OR SERVICE			
Supplies & Equipment		2	59
ADP Equipment, Purchase and Lease		21	1,488
Research & Development		0	0
Construction		0	0
Architect & Engineering		0	0
Real Property, Purchase & Lease, or Maintenance		0	0
ADP Services (includes Installation & Maintenance)		13	2,008
Other Services		15	4,188

FEDERAL PROCUREMENT DATA SYSTEM
Securities and Exchange Commission
 Actions Reported Individually on SF281
 Fiscal Year 1999 Through Fourth Quarter

PART I - PRIME CONTRACTS							
	PROCUREMENT METHODS	Number of Actions (a)	NET DOLLARS AMOUNTS (000)				
			Small Business Concerns (b)	Large Business Concerns (c)	Domestic Outside U.S./ Foreign (d)	Other Entities (e)	Total Dollars (f)
NEW AWARDS AND MODIFICATIONS	1. Tariff or Regulated Acquisitions	0				0	
	2. Contracts for Foreign Government or International Organization	0				0	
	3. Simplified Acquisitions	1,062	4,320	1,019	0	0	5,339
	4. Delivery Orders - GSA Schedules Only	100	332	454	0	0	786
	5. Delivery Orders - Other Federal Schedules	0	0	0	0	0	0
	6. Delivery Orders - All Other	0	0	0	0	0	0
	7. Other Procurement Methods	0	0	0	0	0	0
	8. TOTAL NEW AWARDS AND MODIFICATIONS	1,162	4,652	1,473	0	0	6,125
COMPETITION	9. Competed	388	1,317	660	0	0	1,977
	10. Not Competed	774	3,335	813	0	0	4,148
	11. Not Available for Competition	0	0	0	0	0	0
MODIFICATIONS	12. TOTAL MODIFICATIONS (excluding line 3)	91					0

PART II - SELECTED SOCIOECONOMIC STATISTICS (includes both new awards and modifications)					
TYPE OF CONTRACTOR			PREFERENCE PROGRAMS		
CATEGORY	Number of Actions (a)	Total net Dollars (b)	CATEGORY	Number of Actions (a)	Total net Dollars (b)
Small Business	924	4,652	Small Business Set-Aside	785	3,625
Small Disadvantaged Business	7	25	Small Disadvantaged Business Set-Aside	0	0
Women-Owned Small Business	6	47	8 (a) Contract Award	0	0
JWOD Nonprofit Agency	0	0			
HBCU /MI	0	0			

Securities and Exchange Commission
 Actions Reported Individually on SF279
 Fiscal Year 1999 Through Fourth Quarter

	Actions	Dollars (000)
TOTAL	153	31,442
CICA APPLICABILITY		
Pre-CICA	3	165
CICA Awards	97	21,860
Simplified Acquisitions	43	3,159
Subject to Statute Other Than CICA	9	6,008
KIND OF CONTRACT ACTION		
Initial Letter Contract	2	157
Definitive Contract Superseding Letter	0	0
New Definitive Contract	17	1,993
Simplified Acquisitions	38	3,325
Order Under Single Award Indefinite Delivery Contract	2	241
Order Under BOA	0	0
Order /Mod Under GSA Schedule	56	7,033
Order /Mod Under Other Federal Schedule	0	0
Modifications	35	18,183
Order Under Multiple Awards Contract	3	510
Terminations	0	0
SYNOPSIS OF PROCUREMENT PRIOR TO AWARD		
Synopsis Prior to Award	86	17,800
Not Synopsized Due to Urgency	4	1,432
Not Synopsized For Other Reasons	63	12,210

FEDERAL PROCUREMENT DATA SYSTEM
Securities and Exchange Commission
 Actions Reported Individually on SF279
 Fiscal Year 1999 Through Fourth Quarter

AUTHORITY FOR OTHER THAN FULL AND OPEN COMPETITION		Actions	Dollars (000)
	Only One Source	19	3,911
	- Follow-On Contract	2	255
	- Utilities (Regulated & Telecommunications)	0	0
	Unusual & Competing Urgency	3	1,389
	Mobilization /Essential R & D	1	38
	International Agreement	0	0
	Authorized by Statute	1	329
	Authorized Resale	0	0
	National Security	0	0
	Public Interest	0	0
EXTENT COMPETED			
	Competed	89	19,237
	Not Available For Competition	18	3,942
	Follow-on to Competed Action	1	144
	Not Competed	45	8,119
TYPE OF CONTRACT			
	Fixed Price	129	28,067
	Cost Reimbursement	0	0
	Time and Material	1	50
	Labor Hour	23	3,325
TYPE OF CONTRACTOR			
	Small Disadvantaged Business	20	1,679
	Other Small Business	58	8,255
	Large Business	69	20,349
	JWOD Nonprofit Agency	0	0
	Education, Nonprofit & HBCU/MI	1	50
	State & Local Government	5	1,109
	Foreign Contractor	0	0
	Domestic Contractor Performing Outside US	0	0
WOMEN-OWNED BUSINESS			
	Small	6	1,478
	Other	0	0
PREFERENCE PROGRAMS			
	Directed JWOD	0	0
	8 (a) Program	4	627
	Small Disadvantaged Business Set-Aside	1	75
	Small Business Set-Aside	13	2,435
	Buy Indian /Self Determination Act	0	0
	No Preference Program or Not Listed	135	28,305
COMMERCIAL ITEM ACQUISITION		60	11,740
SUBJECT TO LABOR STATUES			
	Walsh Healy Act	29	3,174
	Service Contract Act	37	11,744
	Davis Bacon Act	2	995
	Not Subject to Above Acts	85	15,529
PRODUCT OR SERVICE			
	Supplies & Equipment	20	1,591
	ADP Equipment, Purchase and Lease	47	5,896
	Research & Development	0	0
	Construction	0	0
	Architect & Engineering	2	154
	Real Property, Purchase & Lease, or Maintenance	0	0
	ADP Services (includes Installation & Maintenance)	39	12,638
	Other Services	45	11,163

FEDERAL PROCUREMENT DATA SYSTEM
Selective Service System
Actions Reported Individually on SF281
Fiscal Year 1999 Through Fourth Quarter

PART I - PRIME CONTRACTS							
	PROCUREMENT METHODS	Number of Actions (a)	NET DOLLARS AMOUNTS (000)				
			Small Business Concerns (b)	Large Business Concerns (c)	Domestic Outside U.S./ Foreign (d)	Other Entities (e)	Total Dollars (f)
NEW AWARDS AND MODIFICATIONS	1. Tariff or Regulated Acquisitions	0					0
	2. Contracts for Foreign Government or International Organization	0					0
	3. Simplified Acquisitions	499	450	652	0	0	1,102
	4. Delivery Orders - GSA Schedules Only	79	73	206	0	0	279
	5. Delivery Orders - Other Federal Schedules	3	3	18	0	0	21
	6. Delivery Orders - All Other	6	0	10	0	13	23
	7. Other Procurement Methods	6	5	1	0	0	6
	8. TOTAL NEW AWARDS AND MODIFICATIONS	593	531	887	0	13	1,431
COMPETITION	9. Competed	64	133	131	0	13	277
	10. Not Competed	404	282	475	0	0	757
	11. Not Available for Competition	125	116	281	0	0	397
MODIFICATIONS	12. TOTAL MODIFICATIONS (excluding line 3)	0					0

PART II - SELECTED SOCIOECONOMIC STATISTICS (includes both new awards and modifications)					
TYPE OF CONTRACTOR			PREFERENCE PROGRAMS		
CATEGORY	Number of Actions (a)	Total net Dollars (b)	CATEGORY	Number of Actions (a)	Total net Dollars (b)
Small Business	164	531	Small Business Set-Aside	19	71
Small Disadvantaged Business	13	73	Small Disadvantaged Business Set-Aside	0	0
Women-Owned Small Business	33	100	8 (a) Contract Award	5	41
JWOD Nonprofit Agency	0	0			
HBCU /MI	0	0			

Selective Service System
Actions Reported Individually on SF279
Fiscal Year 1999 Through Fourth Quarter

	Actions	Dollars (000)
TOTAL	15	1,142
CICA APPLICABILITY		
Pre-CICA	0	0
CICA Awards	5	308
Simplified Acquisitions	10	834
Subject to Statute Other Than CICA	0	0
KIND OF CONTRACT ACTION		
Initial Letter Contract	0	0
Definitive Contract Superseding Letter	0	0
New Definitive Contract	0	0
Simplified Acquisitions	10	834
Order Under Single Award Indefinite Delivery Contract	0	0
Order Under BOA	0	0
Order /Mod Under GSA Schedule	4	278
Order /Mod Under Other Federal Schedule	0	0
Modifications	1	30
Order Under Multiple Awards Contract	0	0
Terminations	0	0
SYNOPSIS OF PROCUREMENT PRIOR TO AWARD		
Synopsis Prior to Award	14	917
Not Synopsized Due to Urgency	0	0
Not Synopsized For Other Reasons	1	225

FEDERAL PROCUREMENT DATA SYSTEM
Selective Service System
 Actions Reported Individually on SF279
 Fiscal Year 1999 Through Fourth Quarter

AUTHORITY FOR OTHER THAN FULL AND OPEN COMPETITION		Actions	Dollars (000)
Only One Source		0	0
- Follow-On Contract		0	0
- Utilities (Regulated & Telecommunications)		0	0
Unusual & Competing Urgency		0	0
Mobilization /Essential R & D		0	0
International Agreement		0	0
Authorized by Statute		0	0
Authorized Resale		0	0
National Security		0	0
Public Interest		0	0
EXTENT COMPETED			
Competed		14	917
Not Available For Competition		1	225
Follow-on to Competed Action		0	0
Not Competed		0	0
TYPE OF CONTRACT			
Fixed Price		15	1,142
Cost Reimbursement		0	0
Time and Material		0	0
Labor Hour		0	0
TYPE OF CONTRACTOR			
Small Disadvantaged Business		3	570
Other Small Business		1	30
Large Business		11	542
JWOD Nonprofit Agency		0	0
Education, Nonprofit & HBCU/MI		0	0
State & Local Government		0	0
Foreign Contractor		0	0
Domestic Contractor Performing Outside US		0	0
WOMEN-OWNED BUSINESS			
Small		0	0
Other		1	30
PREFERENCE PROGRAMS			
Directed JWOD		0	0
8 (a) Program		0	0
Small Disadvantaged Business Set-Aside		0	0
Small Business Set-Aside		1	225
Buy Indian /Self Determination Act		0	0
No Preference Program or Not Listed		14	917
COMMERCIAL ITEM ACQUISITION		13	986
SUBJECT TO LABOR STATUES			
Walsh Healy Act		4	278
Service Contract Act		6	504
Davis Bacon Act		0	0
Not Subject to Above Acts		5	360
PRODUCT OR SERVICE			
Supplies & Equipment		8	437
ADP Equipment, Purchase and Lease		6	662
Research & Development		0	0
Construction		0	0
Architect & Engineering		0	0
Real Property, Purchase & Lease, or Maintenance		0	0
ADP Services (includes Installation & Maintenance)		0	0
Other Services		1	43

FEDERAL PROCUREMENT DATA SYSTEM
Small Business Administration
Actions Reported Individually on SF281
Fiscal Year 1999 Through Fourth Quarter

PART I - PRIME CONTRACTS							
	PROCUREMENT METHODS	Number of Actions (a)	NET DOLLARS AMOUNTS (000)				Total Dollars (f)
			Small Business Concerns (b)	Large Business Concerns (c)	Domestic Outside U.S./ Foreign (d)	Other Entities (e)	
NEW AWARDS AND MODIFICATIONS	1. Tariff or Regulated Acquisitions	84					395
	2. Contracts for Foreign Government or International Organization	0					0
	3. Simplified Acquisitions	955	2,924	1,107	0	104	4,135
	4. Delivery Orders - GSA Schedules Only	369	626	1,164	0	0	1,790
	5. Delivery Orders - Other Federal Schedules	2	0	1	0	0	1
	6. Delivery Orders - All Other	41	310	0	0	6	316
	7. Other Procurement Methods	33	38	0	0	0	38
	8. TOTAL NEW AWARDS AND MODIFICATIONS	1,484	3,898	2,272	0	110	6,675
COMPETITION	9. Competed	882	2,274	1,590	0	30	3,894
	10. Not Competed	462	1,249	485	0	80	1,814
	11. Not Available for Competition	140	375	197	0	0	572
MODIFICATIONS	12. TOTAL MODIFICATIONS (excluding line 3)	52					19

PART II - SELECTED SOCIOECONOMIC STATISTICS (includes both new awards and modifications)					
TYPE OF CONTRACTOR			PREFERENCE PROGRAMS		
CATEGORY	Number of Actions (a)	Total net Dollars (b)	CATEGORY	Number of Actions (a)	Total net Dollars (b)
Small Business	837	3,898	Small Business Set-Aside	224	1,003
Small Disadvantaged Business	160	906	Small Disadvantaged Business Set-Aside	3	17
Women-Owned Small Business	155	904	8 (a) Contract Award	40	315
JWOD Nonprofit Agency	1	1			
HBCU /MI	1	3			

Small Business Administration
Actions Reported Individually on SF279
Fiscal Year 1999 Through Fourth Quarter

	Actions	Dollars (000)
TOTAL	273	37,654
CICA APPLICABILITY		
Pre-CICA	0	0
CICA Awards	246	36,389
Simplified Acquisitions	25	1,048
Subject to Statute Other Than CICA	2	217
KIND OF CONTRACT ACTION		
Initial Letter Contract	12	1,014
Definitive Contract Superseding Letter	1	89
New Definitive Contract	26	3,936
Simplified Acquisitions	20	967
Order Under Single Award Indefinite Delivery Contract	53	4,310
Order Under BOA	1	4,000
Order /Mod Under GSA Schedule	16	1,117
Order /Mod Under Other Federal Schedule	0	0
Modifications	110	19,217
Order Under Multiple Awards Contract	34	3,004
Terminations	0	0
SYNOPSIS OF PROCUREMENT PRIOR TO AWARD		
Synopsis Prior to Award	91	12,317
Not Synopsized Due to Urgency	0	0
Not Synopsized For Other Reasons	182	25,337

FEDERAL PROCUREMENT DATA SYSTEM
Small Business Administration
 Actions Reported Individually on SF279
 Fiscal Year 1999 Through Fourth Quarter

AUTHORITY FOR OTHER THAN FULL AND OPEN COMPETITION		Actions	Dollars (000)
	Only One Source	17	1,372
	- Follow-On Contract	0	0
	- Utilities (Regulated & Telecommunications)	1	20
	Unusual & Competing Urgency	3	23
	Mobilization /Essential R & D	0	0
	International Agreement	0	0
	Authorized by Statute	116	9,853
	Authorized Resale	0	0
	National Security	0	0
	Public Interest	0	0
EXTENT COMPETED			
	Competed	122	25,622
	Not Available For Competition	118	10,331
	Follow-on to Competed Action	0	0
	Not Competed	33	1,701
TYPE OF CONTRACT			
	Fixed Price	271	37,363
	Cost Reimbursement	2	291
	Time and Material	0	0
	Labor Hour	0	0
TYPE OF CONTRACTOR			
	Small Disadvantaged Business	131	16,201
	Other Small Business	43	5,449
	Large Business	94	15,463
	JWOD Nonprofit Agency	0	0
	Education, Nonprofit & HBCU/MI	5	541
	State & Local Government	0	0
	Foreign Contractor	0	0
	Domestic Contractor Performing Outside US	0	0
WOMEN-OWNED BUSINESS			
	Small	46	5,874
	Other	0	0
PREFERENCE PROGRAMS			
	Directed JWOD	0	0
	8 (a) Program	97	13,479
	Small Disadvantaged Business Set-Aside	17	204
	Small Business Set-Aside	29	1,968
	Buy Indian /Self Determination Act	0	0
	No Preference Program or Not Listed	130	22,003
COMMERCIAL ITEM ACQUISITION		59	4,578
SUBJECT TO LABOR STATUTES			
	Walsh Healy Act	39	2,248
	Service Contract Act	109	12,433
	Davis Bacon Act	3	149
	Not Subject to Above Acts	122	22,824
PRODUCT OR SERVICE			
	Supplies & Equipment	28	1,334
	ADP Equipment, Purchase and Lease	27	1,684
	Research & Development	1	362
	Construction	3	149
	Architect & Engineering	0	0
	Real Property, Purchase & Lease, or Maintenance	0	0
	ADP Services (includes Installation & Maintenance)	118	20,759
	Other Services	96	13,366

FEDERAL PROCUREMENT DATA SYSTEM
Smithsonian Institution
Actions Reported Individually on SF281
Fiscal Year 1999 Through Fourth Quarter

PART I - PRIME CONTRACTS							
	PROCUREMENT METHODS	Number of Actions (a)	NET DOLLARS AMOUNTS (000)				
			Small Business Concerns (b)	Large Business Concerns (c)	Domestic Outside U.S./ Foreign (d)	Other Entities (e)	Total Dollars (f)
NEW AWARDS AND MODIFICATIONS	1. Tariff or Regulated Acquisitions	10					66
	2. Contracts for Foreign Government or International Organization	8					2
	3. Simplified Acquisitions	18,863	11,849	7,655	2	1,037	20,543
	4. Delivery Orders - GSA Schedules Only	181	542	980	0	27	1,549
	5. Delivery Orders - Other Federal Schedules	17	22	11	0	3	36
	6. Delivery Orders - All Other	898	330	306	0	4	640
	7. Other Procurement Methods	833	666	652	0	54	1,372
	8. TOTAL NEW AWARDS AND MODIFICATIONS	20,810	13,409	9,604	2	1,125	24,208
COMPETITION	9. Competed	2,339	2,705	1,365	0	99	4,169
	10. Not Competed	1,349	2,009	1,850	0	269	4,128
	11. Not Available for Competition	17,122	8,695	6,389	2	757	15,843
MODIFICATIONS	12. TOTAL MODIFICATIONS (excluding line 3)	0					0

PART II - SELECTED SOCIOECONOMIC STATISTICS (includes both new awards and modifications)					
TYPE OF CONTRACTOR			PREFERENCE PROGRAMS		
CATEGORY	Number of Actions (a)	Total net Dollars (b)	CATEGORY	Number of Actions (a)	Total net Dollars (b)
Small Business	1,638	13,409	Small Business Set-Aside	89	792
Small Disadvantaged Business	1,007	1,392	Small Disadvantaged Business Set-Aside	0	0
Women-Owned Small Business	1,493	1,789	8 (a) Contract Award	17	43
JWOD Nonprofit Agency	0	0			
HBCU /MI	0	0			

Smithsonian Institution
Actions Reported Individually on SF279
Fiscal Year 1999 Through Fourth Quarter

	Actions	Dollars (000)
TOTAL	546	81,633
CICA APPLICABILITY		
Pre-CICA	0	0
CICA Awards	381	52,323
Simplified Acquisitions	1	64
Subject to Statute Other Than CICA	164	29,246
KIND OF CONTRACT ACTION		
Initial Letter Contract	2	732
Definitive Contract Superseding Letter	0	0
New Definitive Contract	156	47,066
Simplified Acquisitions	1	64
Order Under Single Award Indefinite Delivery Contract	45	6,087
Order Under BOA	1	75
Order /Mod Under GSA Schedule	1	44
Order /Mod Under Other Federal Schedule	0	0
Modifications	340	27,565
Order Under Multiple Awards Contract	0	0
Terminations	0	0
SYNOPSIS OF PROCUREMENT PRIOR TO AWARD		
Synopsis Prior to Award	292	54,335
Not Synopsized Due to Urgency	4	193
Not Synopsized For Other Reasons	250	27,105

FEDERAL PROCUREMENT DATA SYSTEM
Smithsonian Institution
 Actions Reported Individually on SF279
 Fiscal Year 1999 Through Fourth Quarter

AUTHORITY FOR OTHER THAN FULL AND OPEN COMPETITION		Actions	Dollars (000)
	Only One Source	39	2,035
	- Follow-On Contract	20	1,105
	- Utilities (Regulated & Telecommunications)	0	0
	Unusual & Competing Urgency	5	255
	Mobilization /Essential R & D	0	0
	International Agreement	0	0
	Authorized by Statute	34	2,331
	Authorized Resale	0	0
	National Security	0	0
	Public Interest	0	0
EXTENT COMPETED			
	Competed	373	63,542
	Not Available For Competition	134	16,118
	Follow-on to Competed Action	0	0
	Not Competed	39	1,973
TYPE OF CONTRACT			
	Fixed Price	528	79,886
	Cost Reimbursement	2	246
	Time and Material	7	660
	Labor Hour	9	841
TYPE OF CONTRACTOR			
	Small Disadvantaged Business	159	16,658
	Other Small Business	198	23,196
	Large Business	160	35,030
	JWOD Nonprofit Agency	5	3,350
	Education, Nonprofit & HBCU/MI	13	712
	State & Local Government	7	2,430
	Foreign Contractor	4	257
	Domestic Contractor Performing Outside US	0	0
WOMEN-OWNED BUSINESS			
	Small	57	6,968
	Other	0	0
PREFERENCE PROGRAMS			
	Directed JWOD	0	0
	8 (a) Program	111	12,099
	Small Disadvantaged Business Set-Aside	0	0
	Small Business Set-Aside	27	7,392
	Buy Indian /Self Determination Act	0	0
	No Preference Program or Not Listed	408	62,142
COMMERCIAL ITEM ACQUISITION		1	44
SUBJECT TO LABOR STATUES			
	Walsh Healy Act	19	1,702
	Service Contract Act	98	6,886
	Davis Bacon Act	183	42,265
	Not Subject to Above Acts	246	30,780
PRODUCT OR SERVICE			
	Supplies & Equipment	31	2,022
	ADP Equipment, Purchase and Lease	24	1,911
	Research & Development	0	0
	Construction	186	38,164
	Architect & Engineering	94	19,437
	Real Property, Purchase & Lease, or Maintenance	6	212
	ADP Services (includes Installation & Maintenance)	31	7,578
	Other Services	174	12,309

FEDERAL PROCUREMENT DATA SYSTEM
Social Security Administration
Actions Reported Individually on SF281
Fiscal Year 1999 Through Fourth Quarter

PART I - PRIME CONTRACTS							
	PROCUREMENT METHODS	Number of Actions (a)	NET DOLLARS AMOUNTS (000)				
			Small Business Concerns (b)	Large Business Concerns (c)	Domestic Outside U.S./ Foreign (d)	Other Entities (e)	Total Dollars (f)
NEW AWARDS AND MODIFICATIONS	1. Tariff or Regulated Acquisitions	0				0	
	2. Contracts for Foreign Government or International Organization	0				0	
	3. Simplified Acquisitions	143,299	27,735	10,798	0	6,371	44,904
	4. Delivery Orders - GSA Schedules Only	1,150	1,991	2,317	0	239	4,547
	5. Delivery Orders - Other Federal Schedules	41	224	177	0	3	404
	6. Delivery Orders - All Other	4,657	255	330	0	287	872
	7. Other Procurement Methods	132	385	20	0	598	1,003
	8. TOTAL NEW AWARDS AND MODIFICATIONS	149,279	30,590	13,642	0	7,498	51,730
COMPETITION	9. Competed	3,255	5,367	2,225	0	69	7,661
	10. Not Competed	696	812	831	0	378	2,021
	11. Not Available for Competition	145,328	24,411	10,586	0	7,051	42,048
MODIFICATIONS	12. TOTAL MODIFICATIONS (excluding line 3)	54					-1

PART II - SELECTED SOCIOECONOMIC STATISTICS (includes both new awards and modifications)					
TYPE OF CONTRACTOR			PREFERENCE PROGRAMS		
CATEGORY	Number of Actions (a)	Total net Dollars (b)	CATEGORY	Number of Actions (a)	Total net Dollars (b)
Small Business	49,406	30,590	Small Business Set-Aside	47,472	21,150
Small Disadvantaged Business	754	1,449	Small Disadvantaged Business Set-Aside	20	85
Women-Owned Small Business	955	1,589	8 (a) Contract Award	4	57
JWOD Nonprofit Agency	2	21			
HBCU /MI	0	0			

Social Security Administration
Actions Reported Individually on SF279
Fiscal Year 1999 Through Fourth Quarter

	Actions	Dollars (000)
TOTAL	3,902	458,480
CICA APPLICABILITY		
Pre-CICA	0	0
CICA Awards	3,330	425,377
Simplified Acquisitions	275	11,679
Subject to Statute Other Than CICA	110	10,417
KIND OF CONTRACT ACTION		
Initial Letter Contract	1	13
Definitive Contract Superseding Letter	1	306
New Definitive Contract	93	61,014
Simplified Acquisitions	218	10,001
Order Under Single Award Indefinite Delivery Contract	1,002	55,253
Order Under BOA	20	2,633
Order /Mod Under GSA Schedule	496	80,728
Order /Mod Under Other Federal Schedule	0	0
Modifications	1,588	189,411
Order Under Multiple Awards Contract	482	59,109
Terminations	1	12
SYNOPSIS OF PROCUREMENT PRIOR TO AWARD		
Synopsis Prior to Award	3,488	374,558
Not Synopsized Due to Urgency	21	1,412
Not Synopsized For Other Reasons	368	80,836

FEDERAL PROCUREMENT DATA SYSTEM
Social Security Administration
 Actions Reported Individually on SF279
 Fiscal Year 1999 Through Fourth Quarter

AUTHORITY FOR OTHER THAN FULL AND OPEN COMPETITION		Actions	Dollars (000)
	Only One Source	285	35,546
	- Follow-On Contract	28	166
	- Utilities (Regulated & Telecommunications)	25	7,436
	Unusual & Competing Urgency	6	441
	Mobilization /Essential R & D	0	0
	International Agreement	0	0
	Authorized by Statute	158	63,010
	Authorized Resale	0	0
	National Security	0	0
	Public Interest	0	0
EXTENT COMPETED			
	Competed	3,377	368,306
	Not Available For Competition	237	58,481
	Follow-on to Competed Action	13	2,646
	Not Competed	250	27,373
TYPE OF CONTRACT			
	Fixed Price	3,829	417,074
	Cost Reimbursement	12	38,823
	Time and Material	1	-209
	Labor Hour	35	1,118
TYPE OF CONTRACTOR			
	Small Disadvantaged Business	412	70,696
	Other Small Business	1,877	74,295
	Large Business	1,294	279,626
	JWOD Nonprofit Agency	41	12,175
	Education, Nonprofit & HBCU/MI	17	6,485
	State & Local Government	219	10,075
	Foreign Contractor	1	67
	Domestic Contractor Performing Outside US	16	3,387
WOMEN-OWNED BUSINESS			
	Small	390	17,372
	Other	0	0
PREFERENCE PROGRAMS			
	Directed JWOD	36	11,556
	8 (a) Program	177	47,482
	Small Disadvantaged Business Set-Aside	15	2,256
	Small Business Set-Aside	1,631	42,033
	Buy Indian /Self Determination Act	0	0
	No Preference Program or Not Listed	2,018	353,479
COMMERCIAL ITEM ACQUISITION		1,226	216,405
SUBJECT TO LABOR STATUES			
	Walsh Healy Act	735	134,174
	Service Contract Act	367	73,446
	Davis Bacon Act	193	8,678
	Not Subject to Above Acts	2,582	240,508
PRODUCT OR SERVICE			
	Supplies & Equipment	823	47,182
	ADP Equipment, Purchase and Lease	268	149,082
	Research & Development	0	0
	Construction	144	8,714
	Architect & Engineering	43	7,225
	Real Property, Purchase & Lease, or Maintenance	6	219
	ADP Services (includes Installation & Maintenance)	260	69,286
	Other Services	2,358	176,772

FEDERAL PROCUREMENT DATA SYSTEM
Tennessee Valley Authority
 Actions Reported Individually on SF281
 Fiscal Year 1999 Through Fourth Quarter

PART I - PRIME CONTRACTS							
	PROCUREMENT METHODS	Number of Actions (a)	NET DOLLARS AMOUNTS (000)				
			Small Business Concerns (b)	Large Business Concerns (c)	Domestic Outside U.S./ Foreign (d)	Other Entities (e)	Total Dollars (f)
NEW AWARDS AND MODIFICATIONS	1. Tariff or Regulated Acquisitions	0				0	
	2. Contracts for Foreign Government or International Organization	0				0	
	3. Simplified Acquisitions	10,679	25,298	12,882	34	2,881	41,095
	4. Delivery Orders - GSA Schedules Only	0	0	0	0	0	0
	5. Delivery Orders - Other Federal Schedules	0	0	0	0	0	0
	6. Delivery Orders - All Other	81,700	70,101	47,416	0	1,352	118,869
	7. Other Procurement Methods	0	0	0	0	0	0
	8. TOTAL NEW AWARDS AND MODIFICATIONS	92,379	95,399	60,298	34	4,233	159,964
COMPETITION	9. Competed	70,189	64,056	37,465	0	1,371	102,892
	10. Not Competed	22,190	31,343	22,833	34	2,862	57,072
	11. Not Available for Competition	0	0	0	0	0	0
MODIFICATIONS	12. TOTAL MODIFICATIONS (excluding line 3)	90,918					159,964

PART II - SELECTED SOCIOECONOMIC STATISTICS (includes both new awards and modifications)					
TYPE OF CONTRACTOR			PREFERENCE PROGRAMS		
CATEGORY	Number of Actions (a)	Total net Dollars (b)	CATEGORY	Number of Actions (a)	Total net Dollars (b)
Small Business	63,254	95,399	Small Business Set-Aside	19,558	23,089
Small Disadvantaged Business	11,196	6,504	Small Disadvantaged Business Set-Aside	195	799
Women-Owned Small Business	6,013	11,920	8 (a) Contract Award	331	810
JWOD Nonprofit Agency	6	11			
HBCU /MI	0	0			

Tennessee Valley Authority
 Actions Reported Individually on SF279
 Fiscal Year 1999 Through Fourth Quarter

	Actions	Dollars (000)
TOTAL	4,514	-1,421,556
CICA APPLICABILITY		
Pre-CICA	0	0
CICA Awards	4,173	-39,836
Simplified Acquisitions	0	0
Subject to Statute Other Than CICA	336	-1,381,975
KIND OF CONTRACT ACTION		
Initial Letter Contract	1	37
Definitive Contract Superseding Letter	0	0
New Definitive Contract	1,051	1,026,334
Simplified Acquisitions	0	0
Order Under Single Award Indefinite Delivery Contract	0	0
Order Under BOA	0	0
Order /Mod Under GSA Schedule	32	5,507
Order /Mod Under Other Federal Schedule	0	0
Modifications	692	-1,429,281
Order Under Multiple Awards Contract	2,738	-1,024,153
Terminations	0	0
SYNOPSIS OF PROCUREMENT PRIOR TO AWARD		
Synopsis Prior to Award	1,908	-721,618
Not Synopsized Due to Urgency	107	256,951
Not Synopsized For Other Reasons	2,494	-957,144

FEDERAL PROCUREMENT DATA SYSTEM
Tennessee Valley Authority
 Actions Reported Individually on SF279
 Fiscal Year 1999 Through Fourth Quarter

AUTHORITY FOR OTHER THAN FULL AND OPEN COMPETITION		Actions	Dollars (000)
	Only One Source	836	301,360
	- Follow-On Contract	0	0
	- Utilities (Regulated & Telecommunications)	0	0
	Unusual & Competing Urgency	108	256,935
	Mobilization /Essential R & D	0	0
	International Agreement	0	0
	Authorized by Statute	16	7,793
	Authorized Resale	0	0
	National Security	0	0
	Public Interest	0	0
EXTENT COMPETED			
	Competed	3,287	-337,143
	Not Available For Competition	16	7,793
	Follow-on to Competed Action	0	0
	Not Competed	1,206	-1,092,461
TYPE OF CONTRACT			
	Fixed Price	4,342	-1,865,183
	Cost Reimbursement	17	267,454
	Time and Material	17	3,456
	Labor Hour	133	172,462
TYPE OF CONTRACTOR			
	Small Disadvantaged Business	100	26,689
	Other Small Business	1,539	33,743
	Large Business	2,823	-1,493,864
	JWOD Nonprofit Agency	0	0
	Education, Nonprofit & HBCU/MI	33	6,427
	State & Local Government	7	570
	Foreign Contractor	5	4,624
	Domestic Contractor Performing Outside US	2	0
WOMEN-OWNED BUSINESS			
	Small	194	16,934
	Other	36	28,982
PREFERENCE PROGRAMS			
	Directed JWOD	0	0
	8 (a) Program	0	0
	Small Disadvantaged Business Set-Aside	11	914
	Small Business Set-Aside	270	36,216
	Buy Indian /Self Determination Act	0	0
	No Preference Program or Not Listed	4,228	-1,458,941
COMMERCIAL ITEM ACQUISITION		13	2,879
SUBJECT TO LABOR STATUES			
	Walsh Healy Act	1,330	-1,080,738
	Service Contract Act	0	0
	Davis Bacon Act	0	0
	Not Subject to Above Acts	3,179	-341,073
PRODUCT OR SERVICE			
	Supplies & Equipment	2,934	-535,866
	ADP Equipment, Purchase and Lease	257	59,372
	Research & Development	14	15,781
	Construction	143	353,631
	Architect & Engineering	36	-995,094
	Real Property, Purchase & Lease, or Maintenance	99	-975,365
	ADP Services (includes Installation & Maintenance)	41	3,524
	Other Services	990	652,461

FEDERAL PROCUREMENT DATA SYSTEM
United States Arms Control and Disarmament Agency
 Actions Reported Individually on SF281
 Fiscal Year 1999 Through Fourth Quarter

PART I - PRIME CONTRACTS						
	PROCUREMENT METHODS	Number of Actions (a)	NET DOLLARS AMOUNTS (000)			
			Small Business Concerns (b)	Large Business Concerns (c)	Domestic Outside U.S./ Foreign (d)	Other Entities (e)
NEW AWARDS AND MODIFICATIONS	1. Tariff or Regulated Acquisitions	0				0
	2. Contracts for Foreign Government or International Organization	0				0
	3. Simplified Acquisitions	27	166	91	0	257
	4. Delivery Orders - GSA Schedules Only	6	47	14	0	61
	5. Delivery Orders - Other Federal Schedules	0	0	0	0	0
	6. Delivery Orders - All Other	4	30	20	0	50
	7. Other Procurement Methods	0	0	0	0	0
	8. TOTAL NEW AWARDS AND MODIFICATIONS	37	243	125	0	368
COMPETITION	9. Competed	19	123	62	0	185
	10. Not Competed	18	120	63	0	183
	11. Not Available for Competition	0	0	0	0	0
MODIFICATIONS	12. TOTAL MODIFICATIONS (excluding line 3)	0				0

PART II - SELECTED SOCIOECONOMIC STATISTICS (includes both new awards and modifications)					
TYPE OF CONTRACTOR			PREFERENCE PROGRAMS		
CATEGORY	Number of Actions (a)	Total net Dollars (b)	CATEGORY	Number of Actions (a)	Total net Dollars (b)
Small Business	32	243	Small Business Set-Aside	27	139
Small Disadvantaged Business	1	25	Small Disadvantaged Business Set-Aside	0	0
Women-Owned Small Business	0	0	8 (a) Contract Award	0	0
JWOD Nonprofit Agency	0	0			
HBCU /MI	0	0			

United States Arms Control and Disarmament Agency
 Actions Reported Individually on SF279
 Fiscal Year 1999 Through Fourth Quarter

	Actions	Dollars (000)
TOTAL	7	2,093
CICA APPLICABILITY		
Pre-CICA	0	0
CICA Awards	7	2,093
Simplified Acquisitions	0	0
Subject to Statute Other Than CICA	0	0
KIND OF CONTRACT ACTION		
Initial Letter Contract	0	0
Definitive Contract Superseding Letter	0	0
New Definitive Contract	1	956
Simplified Acquisitions	0	0
Order Under Single Award Indefinite Delivery Contract	0	0
Order Under BOA	0	0
Order /Mod Under GSA Schedule	2	81
Order /Mod Under Other Federal Schedule	0	0
Modifications	4	1,056
Order Under Multiple Awards Contract	0	0
Terminations	0	0
SYNOPSIS OF PROCUREMENT PRIOR TO AWARD		
Synopsis Prior to Award	5	1,239
Not Synopsized Due to Urgency	0	0
Not Synopsized For Other Reasons	2	854

FEDERAL PROCUREMENT DATA SYSTEM
United States Arms Control and Disarmament Agency
 Actions Reported Individually on SF279
 Fiscal Year 1999 Through Fourth Quarter

AUTHORITY FOR OTHER THAN FULL AND OPEN COMPETITION		Actions	Dollars (000)
	Only One Source	0	0
	- Follow-On Contract	0	0
	- Utilities (Regulated & Telecommunications)	0	0
	Unusual & Competing Urgency	0	0
	Mobilization /Essential R & D	0	0
	International Agreement	0	0
	Authorized by Statute	3	1,810
	Authorized Resale	0	0
	National Security	0	0
	Public Interest	0	0
EXTENT COMPETED			
	Competed	4	283
	Not Available For Competition	3	1,810
	Follow-on to Competed Action	0	0
	Not Competed	0	0
TYPE OF CONTRACT			
	Fixed Price	3	139
	Cost Reimbursement	0	0
	Time and Material	3	1,810
	Labor Hour	1	144
TYPE OF CONTRACTOR			
	Small Disadvantaged Business	4	1,858
	Other Small Business	2	91
	Large Business	1	144
	JWOD Nonprofit Agency	0	0
	Education, Nonprofit & HBCU/MI	0	0
	State & Local Government	0	0
	Foreign Contractor	0	0
	Domestic Contractor Performing Outside US	0	0
WOMEN-OWNED BUSINESS			
	Small	1	48
	Other	0	0
PREFERENCE PROGRAMS			
	Directed JWOD	0	0
	8 (a) Program	3	1,810
	Small Disadvantaged Business Set-Aside	0	0
	Small Business Set-Aside	1	58
	Buy Indian /Self Determination Act	0	0
	No Preference Program or Not Listed	3	225
COMMERCIAL ITEM ACQUISITION		2	81
SUBJECT TO LABOR STATUES			
	Walsh Healy Act	0	0
	Service Contract Act	5	2,012
	Davis Bacon Act	0	0
	Not Subject to Above Acts	2	81
PRODUCT OR SERVICE			
	Supplies & Equipment	1	58
	ADP Equipment, Purchase and Lease	2	415
	Research & Development	0	0
	Construction	0	0
	Architect & Engineering	0	0
	Real Property, Purchase & Lease, or Maintenance	0	0
	ADP Services (includes Installation & Maintenance)	2	1,100
	Other Services	2	520

FEDERAL PROCUREMENT DATA SYSTEM
United States Holocaust Memorial Museum
 Actions Reported Individually on SF281
 Fiscal Year 1999 Through Fourth Quarter

PART I - PRIME CONTRACTS							
	PROCUREMENT METHODS	Number of Actions (a)	NET DOLLARS AMOUNTS (000)				Total Dollars (f)
			Small Business Concerns (b)	Large Business Concerns (c)	Domestic Outside U.S./ Foreign (d)	Other Entities (e)	
NEW AWARDS AND MODIFICATIONS	1. Tariff or Regulated Acquisitions	1					1
	2. Contracts for Foreign Government or International Organization	0					0
	3. Simplified Acquisitions	269	457	134	3	0	594
	4. Delivery Orders - GSA Schedules Only	18	21	74	0	0	95
	5. Delivery Orders - Other Federal Schedules	1	5	0	0	0	5
	6. Delivery Orders - All Other	5	44	0	0	0	44
	7. Other Procurement Methods	1	0	1	0	0	1
	8. TOTAL NEW AWARDS AND MODIFICATIONS	295	527	209	3	0	740
COMPETITION	9. Competed	129	498	208	3	0	709
	10. Not Competed	0	0	0	0	0	0
	11. Not Available for Competition	166	29	1	0	0	30
MODIFICATIONS	12. TOTAL MODIFICATIONS (excluding line 3)	2					14

PART II - SELECTED SOCIOECONOMIC STATISTICS (Includes both new awards and modifications)					
TYPE OF CONTRACTOR			PREFERENCE PROGRAMS		
CATEGORY	Number of Actions (a)	Total net Dollars (b)	CATEGORY	Number of Actions (a)	Total net Dollars (b)
Small Business	199	527	Small Business Set-Aside	97	141
Small Disadvantaged Business	5	51	Small Disadvantaged Business Set-Aside	10	12
Women-Owned Small Business	9	86	8 (a) Contract Award	3	23
JWOD Nonprofit Agency	0	0			
HBCU /MI	0	0			

United States Holocaust Memorial Museum
 Actions Reported Individually on SF279
 Fiscal Year 1999 Through Fourth Quarter

	Actions	Dollars (000)
TOTAL	50	1,733
CICA APPLICABILITY		
Pre-CICA	0	0
CICA Awards	36	866
Simplified Acquisitions	12	479
Subject to Statute Other Than CICA	2	388
KIND OF CONTRACT ACTION		
Initial Letter Contract	1	52
Definitive Contract Superseding Letter	0	0
New Definitive Contract	4	276
Simplified Acquisitions	9	406
Order Under Single Award Indefinite Delivery Contract	14	113
Order Under BOA	0	0
Order /Mod Under GSA Schedule	6	289
Order /Mod Under Other Federal Schedule	0	0
Modifications	16	597
Order Under Multiple Awards Contract	0	0
Terminations	0	0
SYNOPSIS OF PROCUREMENT PRIOR TO AWARD		
Synopsis Prior to Award	13	830
Not Synopsized Due to Urgency	0	0
Not Synopsized For Other Reasons	37	903

FEDERAL PROCUREMENT DATA SYSTEM
United States Holocaust Memorial Museum
 Actions Reported Individually on SF279
 Fiscal Year 1999 Through Fourth Quarter

AUTHORITY FOR OTHER THAN FULL AND OPEN COMPETITION		Actions	Dollars (000)
	Only One Source	0	0
	- Follow-On Contract	0	0
	- Utilities (Regulated & Telecommunications)	0	0
	Unusual & Competing Urgency	0	0
	Mobilization /Essential R & D	0	0
	International Agreement	0	0
	Authorized by Statute	1	1
	Authorized Resale	0	0
	National Security	0	0
	Public Interest	0	0
EXTENT COMPETED			
	Competed	37	995
	Not Available For Competition	3	389
	Follow-on to Competed Action	0	0
	Not Competed	10	349
TYPE OF CONTRACT			
	Fixed Price	27	1,624
	Cost Reimbursement	0	0
	Time and Material	0	0
	Labor Hour	23	109
TYPE OF CONTRACTOR			
	Small Disadvantaged Business	29	268
	Other Small Business	10	433
	Large Business	9	644
	JWOD Nonprofit Agency	0	0
	Education, Nonprofit & HBCU/MI	1	194
	State & Local Government	1	194
	Foreign Contractor	0	0
	Domestic Contractor Performing Outside US	0	0
WOMEN-OWNED BUSINESS			
	Small	26	180
	Other	0	0
PREFERENCE PROGRAMS			
	Directed JWOD	0	0
	8 (a) Program	25	160
	Small Disadvantaged Business Set-Aside	0	0
	Small Business Set-Aside	2	62
	Buy Indian /Self Determination Act	0	0
	No Preference Program or Not Listed	23	1,511
COMMERCIAL ITEM ACQUISITION		6	289
SUBJECT TO LABOR STATUES			
	Walsh Healy Act	5	154
	Service Contract Act	36	852
	Davis Bacon Act	1	50
	Not Subject to Above Acts	8	677
PRODUCT OR SERVICE			
	Supplies & Equipment	4	112
	ADP Equipment, Purchase and Lease	8	361
	Research & Development	0	0
	Construction	1	50
	Architect & Engineering	1	56
	Real Property, Purchase & Lease, or Maintenance	0	0
	ADP Services (includes Installation & Maintenance)	3	125
	Other Services	33	1,029

FEDERAL PROCUREMENT DATA SYSTEM
United States Information Agency
Actions Reported Individually on SF281
Fiscal Year 1999 Through Fourth Quarter

PART I - PRIME CONTRACTS							
	PROCUREMENT METHODS	Number of Actions (a)	NET DOLLARS AMOUNTS (000)				
			Small Business Concerns (b)	Large Business Concerns (c)	Domestic Outside U.S./ Foreign (d)	Other Entities (e)	Total Dollars (f)
NEW AWARDS AND MODIFICATIONS	1. Tariff or Regulated Acquisitions	90					263
	2. Contracts for Foreign Government or International Organization	0					0
	3. Simplified Acquisitions	10,376	13,771	2,779	227	267	17,044
	4. Delivery Orders - GSA Schedules Only	419	1,284	1,296	0	31	2,611
	5. Delivery Orders - Other Federal Schedules	37	101	115	0	0	216
	6. Delivery Orders - All Other	529	873	236	25	0	1,134
	7. Other Procurement Methods	80	213	293	0	6	512
	8. TOTAL NEW AWARDS AND MODIFICATIONS	11,531	16,242	4,719	252	304	21,780
COMPETITION	9. Competed	4,389	7,437	564	2	153	8,156
	10. Not Competed	2,620	5,118	2,019	77	70	7,284
	11. Not Available for Competition	4,522	3,687	2,136	173	81	6,077
MODIFICATIONS	12. TOTAL MODIFICATIONS (excluding line 3)	0					0

PART II - SELECTED SOCIOECONOMIC STATISTICS (Includes both new awards and modifications)					
TYPE OF CONTRACTOR			PREFERENCE PROGRAMS		
CATEGORY	Number of Actions (a)	Total net Dollars (b)	CATEGORY	Number of Actions (a)	Total net Dollars (b)
Small Business	7,727	16,242	Small Business Set-Aside	3,435	5,541
Small Disadvantaged Business	1,456	2,134	Small Disadvantaged Business Set-Aside	17	20
Women-Owned Small Business	1,052	1,604	8 (a) Contract Award	62	125
JWOD Nonprofit Agency	2	10			
HBCU /MI	0	0			

United States Information Agency
Actions Reported Individually on SF279
Fiscal Year 1999 Through Fourth Quarter

	Actions	Dollars (000)
TOTAL	567	54,816
CICA APPLICABILITY		
Pre-CICA	3	1,400
CICA Awards	417	46,680
Simplified Acquisitions	143	6,474
Subject to Statute Other Than CICA	3	82
KIND OF CONTRACT ACTION		
Initial Letter Contract	1	75
Definitive Contract Superseding Letter	0	0
New Definitive Contract	33	8,112
Simplified Acquisitions	133	6,129
Order Under Single Award Indefinite Delivery Contract	133	5,728
Order Under BOA	0	0
Order /Mod Under GSA Schedule	128	9,067
Order /Mod Under Other Federal Schedule	0	0
Modifications	106	23,234
Order Under Multiple Awards Contract	33	2,471
Terminations	0	0
SYNOPSIS OF PROCUREMENT PRIOR TO AWARD		
Synopsis Prior to Award	362	32,731
Not Synopsized Due to Urgency	25	6,659
Not Synopsized For Other Reasons	180	15,426

FEDERAL PROCUREMENT DATA SYSTEM
United States Information Agency
 Actions Reported Individually on SF279
 Fiscal Year 1999 Through Fourth Quarter

AUTHORITY FOR OTHER THAN FULL AND OPEN COMPETITION		Actions	Dollars (000)
	Only One Source	102	15,591
	- Follow-On Contract	1	56
	- Utilities (Regulated & Telecommunications)	18	1,378
	Unusual & Competing Urgency	17	6,736
	Mobilization /Essential R & D	0	0
	International Agreement	0	0
	Authorized by Statute	12	839
	Authorized Resale	0	0
	National Security	0	0
	Public Interest	0	0
EXTENT COMPETED			
	Competed	346	28,017
	Not Available For Competition	71	12,514
	Follow-on to Competed Action	1	1
	Not Competed	149	14,284
TYPE OF CONTRACT			
	Fixed Price	562	54,358
	Cost Reimbursement	1	10
	Time and Material	4	448
	Labor Hour	0	0
TYPE OF CONTRACTOR			
	Small Disadvantaged Business	32	1,984
	Other Small Business	184	17,663
	Large Business	262	19,171
	JWOD Nonprofit Agency	0	0
	Education, Nonprofit & HBCU/MI	7	371
	State & Local Government	0	0
	Foreign Contractor	73	15,100
	Domestic Contractor Performing Outside US	9	527
WOMEN-OWNED BUSINESS			
	Small	34	2,055
	Other	0	0
PREFERENCE PROGRAMS			
	Directed JWOD	0	0
	8 (a) Program	13	845
	Small Disadvantaged Business Set-Aside	4	329
	Small Business Set-Aside	28	4,588
	Buy Indian /Self Determination Act	0	0
	No Preference Program or Not Listed	522	49,054
COMMERCIAL ITEM ACQUISITION		179	13,814
SUBJECT TO LABOR STATUES			
	Walsh Healy Act	74	5,747
	Service Contract Act	30	1,891
	Davis Bacon Act	6	721
	Not Subject to Above Acts	457	46,457
PRODUCT OR SERVICE			
	Supplies & Equipment	148	16,080
	ADP Equipment, Purchase and Lease	82	5,467
	Research & Development	2	122
	Construction	2	467
	Architect & Engineering	2	65
	Real Property, Purchase & Lease, or Maintenance	0	0
	ADP Services (includes Installation & Maintenance)	59	7,819
	Other Services	272	24,796

FEDERAL PROCUREMENT DATA SYSTEM
United States Soldiers and Airmens Home
 Actions Reported Individually on SF281
 Fiscal Year 1999 Through Fourth Quarter

PART I - PRIME CONTRACTS						
NEW AWARDS AND MODIFICATIONS	PROCUREMENT METHODS	Number of Actions (a)	NET DOLLARS AMOUNTS (000)			
			Small Business Concerns (b)	Large Business Concerns (c)	Domestic Outside U.S./ Foreign (d)	Other Entities (e)
	1. Tariff or Regulated Acquisitions	1				0
	2. Contracts for Foreign Government or International Organization	0				0
	3. Simplified Acquisitions	2,507	1,578	712	0	2,302
	4. Delivery Orders - GSA Schedules Only	65	113	127	0	246
	5. Delivery Orders - Other Federal Schedules	885	143	1,099	0	1,242
	6. Delivery Orders - All Other	116	20	70	0	90
	7. Other Procurement Methods	232	0	17	0	232
	8. TOTAL NEW AWARDS AND MODIFICATIONS	3,806	1,854	2,025	0	4,112
COMPETITION	9. Competed	3,454	1,720	1,908	0	3,636
	10. Not Competed	57	78	21	0	100
	11. Not Available for Competition	295	56	96	0	376
MODIFICATIONS	12. TOTAL MODIFICATIONS (excluding line 3)	17				67

PART II - SELECTED SOCIOECONOMIC STATISTICS (includes both new awards and modifications)					
TYPE OF CONTRACTOR			PREFERENCE PROGRAMS		
CATEGORY	Number of Actions (a)	Total net Dollars (b)	CATEGORY	Number of Actions (a)	Total net Dollars (b)
Small Business	2,044	1,854	Small Business Set-Aside	1,304	894
Small Disadvantaged Business	33	52	Small Disadvantaged Business Set-Aside	18	-2
Women-Owned Small Business	102	121	8 (a) Contract Award	3	8
JWOD Nonprofit Agency	6	1			
HBCU /MI	16	31			

United States Soldiers and Airmens Home
 Actions Reported Individually on SF279
 Fiscal Year 1999 Through Fourth Quarter

	Actions	Dollars (000)
TOTAL	62	14,316
CICA APPLICABILITY		
Pre-CICA	0	0
CICA Awards	48	12,947
Simplified Acquisitions	11	502
Subject to Statute Other Than CICA	1	910
KIND OF CONTRACT ACTION		
Initial Letter Contract	0	0
Definitive Contract Superseding Letter	0	0
New Definitive Contract	4	1,655
Simplified Acquisitions	8	416
Order Under Single Award Indefinite Delivery Contract	1	305
Order Under BOA	2	566
Order /Mod Under GSA Schedule	2	48
Order /Mod Under Other Federal Schedule	0	0
Modifications	45	11,326
Order Under Multiple Awards Contract	0	0
Terminations	0	0
SYNOPSIS OF PROCUREMENT PRIOR TO AWARD		
Synopsis Prior to Award	35	9,698
Not Synopsized Due to Urgency	5	352
Not Synopsized For Other Reasons	22	4,266

FEDERAL PROCUREMENT DATA SYSTEM
United States Soldiers and Airmens Home
 Actions Reported Individually on SF279
 Fiscal Year 1999 Through Fourth Quarter

AUTHORITY FOR OTHER THAN FULL AND OPEN COMPETITION		Actions	Dollars (000)
	Only One Source	14	1,377
	- Follow-On Contract	0	0
	- Utilities (Regulated & Telecommunications)	11	1,231
	Unusual & Competing Urgency	3	289
	Mobilization /Essential R & D	0	0
	International Agreement	0	0
	Authorized by Statute	2	1,900
	Authorized Resale	0	0
	National Security	0	0
	Public Interest	0	0
EXTENT COMPETED			
	Competed	42	10,417
	Not Available For Competition	8	3,022
	Follow-on to Competed Action	1	27
	Not Competed	11	850
TYPE OF CONTRACT			
	Fixed Price	62	14,316
	Cost Reimbursement	0	0
	Time and Material	0	0
	Labor Hour	0	0
TYPE OF CONTRACTOR			
	Small Disadvantaged Business	12	687
	Other Small Business	25	2,231
	Large Business	21	9,377
	JWOD Nonprofit Agency	3	1,960
	Education, Nonprofit & HBCU/MI	1	61
	State & Local Government	0	0
	Foreign Contractor	0	0
	Domestic Contractor Performing Outside US	0	0
WOMEN-OWNED BUSINESS			
	Small	6	447
	Other	0	0
PREFERENCE PROGRAMS			
	Directed JWOD	3	1,960
	8 (a) Program	3	372
	Small Disadvantaged Business Set-Aside	3	146
	Small Business Set-Aside	18	1,885
	Buy Indian /Self Determination Act	0	0
	No Preference Program or Not Listed	35	9,953
COMMERCIAL ITEM ACQUISITION		37	2,661
SUBJECT TO LABOR STATUES			
	Walsh Healy Act	1	31
	Service Contract Act	16	2,547
	Davis Bacon Act	15	8,496
	Not Subject to Above Acts	30	3,242
PRODUCT OR SERVICE			
	Supplies & Equipment	6	1,451
	ADP Equipment, Purchase and Lease	2	57
	Research & Development	0	0
	Construction	18	8,719
	Architect & Engineering	0	0
	Real Property, Purchase & Lease, or Maintenance	0	0
	ADP Services (includes Installation & Maintenance)	1	23
	Other Services	35	4,066

FEDERAL PROCUREMENT DATA SYSTEM
United States Trade and Development Agency
 Actions Reported Individually on SF281
 Fiscal Year 1999 Through Fourth Quarter

PART I - PRIME CONTRACTS							
PROCUREMENT METHODS	Number of Actions (a)	NET DOLLARS AMOUNTS (000)					Total Dollars (f)
		Small Business Concerns (b)	Large Business Concerns (c)	Domestic Outside U.S./ Foreign (d)	Other Entities (e)		
1. Tariff or Regulated Acquisitions	0						0
2. Contracts for Foreign Government or International Organization	0						0
3. Simplified Acquisitions	231	1,485	0	0	0	0	1,485
4. Delivery Orders - GSA Schedules Only	0	0	0	0	0	0	0
5. Delivery Orders - Other Federal Schedules	0	0	0	0	0	0	0
6. Delivery Orders - All Other	0	0	0	0	0	0	0
7. Other Procurement Methods	0	0	0	0	0	0	0
8. TOTAL NEW AWARDS AND MODIFICATIONS	231	1,485	0	0	0	0	1,485
COMPETITION	9. Competed	171	936	0	0	0	936
	10. Not Competed	60	549	0	0	0	549
	11. Not Available for Competition	0	0	0	0	0	0
MODIFICATIONS	12. TOTAL MODIFICATIONS (excluding line 3)	0					0

PART II - SELECTED SOCIOECONOMIC STATISTICS (includes both new awards and modifications)					
TYPE OF CONTRACTOR			PREFERENCE PROGRAMS		
CATEGORY	Number of Actions (a)	Total net Dollars (b)	CATEGORY	Number of Actions (a)	Total net Dollars (b)
Small Business	231	1,485	Small Business Set-Aside	12	90
Small Disadvantaged Business	8	60	Small Disadvantaged Business Set-Aside	0	0
Women-Owned Small Business	11	61	8 (a) Contract Award	0	0
JWOD Nonprofit Agency	0	0			
HBCU /MI	0	0			

United States Trade and Development Agency
 Actions Reported Individually on SF279
 Fiscal Year 1999 Through Fourth Quarter

	Actions	Dollars (000)
TOTAL	32	3,374
CICA APPLICABILITY		
Pre-CICA	7	988
CICA Awards	25	2,386
Simplified Acquisitions	0	0
Subject to Statute Other Than CICA	0	0
KIND OF CONTRACT ACTION		
Initial Letter Contract	0	0
Definitive Contract Superseding Letter	0	0
New Definitive Contract	4	125
Simplified Acquisitions	0	0
Order Under Single Award Indefinite Delivery Contract	28	3,249
Order Under BOA	0	0
Order /Mod Under GSA Schedule	0	0
Order /Mod Under Other Federal Schedule	0	0
Modifications	0	0
Order Under Multiple Awards Contract	0	0
Terminations	0	0
SYNOPSIS OF PROCUREMENT PRIOR TO AWARD		
Synopsis Prior to Award	26	2,445
Not Synopsized Due to Urgency	0	0
Not Synopsized For Other Reasons	6	929

FEDERAL PROCUREMENT DATA SYSTEM
United States Trade and Development Agency
 Actions Reported Individually on SF279
 Fiscal Year 1999 Through Fourth Quarter

AUTHORITY FOR OTHER THAN FULL AND OPEN COMPETITION		Actions	Dollars (000)
Only One Source		0	0
- Follow-On Contract		0	0
- Utilities (Regulated & Telecommunications)		0	0
Unusual & Competing Urgency		0	0
Mobilization /Essential R & D		0	0
International Agreement		0	0
Authorized by Statute		0	0
Authorized Resale		0	0
National Security		0	0
Public Interest		0	0
EXTENT COMPETED			
Competed		27	2,694
Not Available For Competition		0	0
Follow-on to Competed Action		0	0
Not Competed		5	680
TYPE OF CONTRACT			
Fixed Price		32	3,374
Cost Reimbursement		0	0
Time and Material		0	0
Labor Hour		0	0
TYPE OF CONTRACTOR			
Small Disadvantaged Business		15	1,578
Other Small Business		17	1,796
Large Business		0	0
JWOD Nonprofit Agency		0	0
Education, Nonprofit & HBCU/MI		0	0
State & Local Government		0	0
Foreign Contractor		0	0
Domestic Contractor Performing Outside US		0	0
WOMEN-OWNED BUSINESS			
Small		1	91
Other		0	0
PREFERENCE PROGRAMS			
Directed JWOD		0	0
8 (a) Program		0	0
Small Disadvantaged Business Set-Aside		0	0
Small Business Set-Aside		0	0
Buy Indian /Self Determination Act		0	0
No Preference Program or Not Listed		32	3,374
COMMERCIAL ITEM ACQUISITION		0	0
SUBJECT TO LABOR STATUES			
Walsh Healy Act		3	272
Service Contract Act		0	0
Davis Bacon Act		0	0
Not Subject to Above Acts		29	3,102
PRODUCT OR SERVICE			
Supplies & Equipment		0	0
ADP Equipment, Purchase and Lease		0	0
Research & Development		0	0
Construction		0	0
Architect & Engineering		0	0
Real Property, Purchase & Lease, or Maintenance		0	0
ADP Services (includes Installation & Maintenance)		0	0
Other Services		32	3,374