

U.S. DEPARTMENT OF HEALTH AND HUMAN SERVICES  
Administration for Children and Families  
Administration on Children, Youth and Families  
Head Start Bureau

# Biennial Report to Congress

The Status of Children in  
Head Start Programs

2003



This document was prepared under Contract No. 233-02-0002 of the Head Start Bureau, Administration on Children, Youth and Families, Administration for Children and Families, U.S. Department of Health and Human Services, by the National Head Start Training and Technical Assistance Resource Center, 1000 Wilson Blvd. Suite 1000, Arlington, VA 22209.

# Table of Contents

---

|  |            |
|--|------------|
| <b>I. Introduction</b>   | <b>1</b>   |
| <b>II. Response to Section 650 of the Head Start Act</b>   | <b>7</b>   |
| <b>Appendix A</b><br><b><i>Head Start Program Enrollment by County</i></b>                           | <b>33</b>  |
| <b>Appendix B</b><br><b><i>Quality Funding by State<br/>under Section 640(a)(3)</i></b>              | <b>131</b> |
| <b>Appendix C</b><br><b><i>Head Start Funds Allocated under<br/>Section 640(a)(2) and (a)(3)</i></b> | <b>135</b> |
| <b>Appendix D</b><br><b><i>Head Start Cost per Child by State</i></b>                                | <b>139</b> |
| <b>Appendix E</b><br><b><i>Head Start Program Information Report</i></b>                             | <b>145</b> |
| <b>Appendix F</b><br><b><i>Summary Program Information Report Data</i></b>                           | <b>167</b> |
| <b>Appendix G</b><br><b><i>Head Start Grant Application<br/>and Budget Instrument</i></b>            | <b>183</b> |
| <b>Appendix H</b><br><b><i>Head Start Fact Sheets</i></b>  | <b>211</b> |
| <b>Appendix I</b><br><b><i>Federal Register Notice<br/>of the Biennial Report</i></b>                | <b>221</b> |





# ***Introduction***

---



The Department of Health and Human Services (HHS) is pleased to submit this report pursuant to Section 650 of the Head Start Act, as amended. This Section requires the Secretary of HHS to submit a report to the Congress on the status of children in Head Start programs at least once during every two-year period. This report includes information for Fiscal Years (FY) 2002 and 2003.

As expressed in the Head Start Act, the purpose of the Head Start program is “to promote school readiness by enhancing the social and cognitive development of low-income children through the provision, to low-income children and their families, of health, educational, nutritional, social, and other services that are determined, based on family needs assessments, to be necessary.” To this end, the HHS Administration for Children and Families (ACF) awards grants to conduct Head Start programs to local public and private for-profit and non-profit agencies. In FY 2003, 1,670 grantees in more than 2,200 urban, suburban and rural communities in all 50 States, the District of Columbia, and U.S. Territories served 909,608 children, 62,000 of which were children from birth to age three.

Head Start focuses primarily on children whose families have incomes at or below the poverty line (which in 2003, was set at an annual income of \$18,400 for a family of four), or who are eligible for public assistance. The Head Start Act allows for and regulations permit up to 10 percent of the Head Start population in local programs to come from families who do not meet the low-income criteria. The statute also requires that a minimum of 10 percent of enrollment opportunities in each program be made available to children with disabilities.

## **STATUS OF CHILDREN**

Our knowledge about the importance of high quality early education has advanced dramatically since the 1965 launch of the Head Start program and so has data on the outcomes for low-income children and families, including those served by Head Start. Many research studies indicated that achievement gaps continue to persist between children from low-income families and children from middle income families. Although the HHS 2001 Head Start Family and Child Experiences Survey (FACES) found the children achieved a 38 percent gain in letter recognition and improved pre-writing skills, they continue to lag behind their more advantaged peers at entry into Kindergarten. The FACES study is presently following Head Start children through Kindergarten and the findings about the progress children make as they finish Kindergarten will be available in future reports.

Recognizing that Head Start programs can do more both to support children’s cognitive development and especially to significantly boost language development and help preschoolers acquire the knowledge, skills, and attitudes that predict later success in reading, writing and mathematics, President George W. Bush launched the Good Start, Grow Smart Early Childhood Initiative in April 2002. Through the implementation of this Presidential Initiative, HHS has taken important steps to improve the quality of

Head Start programs to assure every enrolled child and family receives the benefits of high quality services that strengthen children's school-readiness. HHS efforts included the Strategic Teacher Education Program and a new accountability system to ensure for the first time that every Head Start program assesses the standards of learning in early literacy, language, and math skills.

The Strategic Teacher Education Program (STEP) provided all Head Start grantees the opportunity and funding to strengthen the educational component of their Head Start program by participating in a series of intensive early literacy training activities. STEP training for Head Start's 50,000 classroom teachers focused on the fundamental knowledge of early development and literacy and state-of-the-art early literacy teaching techniques.

To ensure cognitive development for children in Head Start, in FY 2002, HHS developed a national strategy to assess standards of learning in early literacy, language, and math skills. This new accountability system, called the National Reporting System (NRS), will provide comparable data about the progress that children are making in each Head Start program – the data is not provided on an individual basis. NRS information will be reported to programs to supplement and enhance their local aggregation of child outcome data and to support continuous program self-assessment by each program. The NRS will help monitor grantee progress and HHS will use the NRS information to guide training and technical assistance and to develop new ways of incorporating outcomes into future monitoring reviews.

HHS has taken steps to promote continuous improvement and a stronger focus on outcomes in every local Head Start program. Yet, the HHS focus on the need for early literacy is not intended to suggest that Head Start should be anything less than a comprehensive early childhood program. HHS has developed performance standards that each Head Start program is required to follow. The Head Start Performance Standards are organized around three major content areas: Early Childhood Development and Health Services, Family and Community Partnerships, and Program Design and Management.

Each local Head Start agency must develop a plan to implement the performance standards and HHS is required to conduct a full review of each Head Start agency at least once during each three-year period to determine whether the agency meets program and fiscal requirements. The monitoring teams, comprised of federal staff and non-federal reviewers, carry out a comprehensive on-site review to determine grantees' compliance with performance standards and other regulations. Whenever the Secretary determines that the results of an on-site review demonstrate that a grantee's performance is deficient, grantees must correct the deficiencies in one of three ways. The grantee must correct the deficiency immediately, if the deficiency threatens the health or safety of staff or program participants; within 90 days, if it is reasonable for the deficiency to be corrected within such time; or within one year, subject to the development and approval by the Secretary of a quality improvement plan. Grantee agencies that are not successful in correcting deficiencies are replaced by other

community agencies. These efforts have led to significant improvements in quality for Head Start programs.



***Response to Section 650  
of the Head Start Act***

---





This section of the report responds in sequence to specific information requests in Section 650 of the Head Start Act, as amended.

**(1) A statement for the then most recently concluded fiscal year specifying—**

**(A) The amount of funds received by Head Start and Early Head Start agencies designated under section 641 to provide Head Start services in a period before such fiscal year;**

In FY 2002, Head Start's budget totaled \$6,536,570,000. Of this amount, \$6,226,314,750 was awarded to agencies designated to provide Head Start services in local communities.

**(B) The amount of funds received by Head Start and Early Head Start agencies newly designated under section 641 to provide such services in such fiscal year;**

In FY 2003, no Head Start program funds were provided to agencies to provide services in previously unserved communities.

**(2) A description of the distribution of Head Start services relative to the distribution of children who are eligible to participate in Head Start programs, including geographic distribution within States;**

Appendix A lists for each county in the United States the number of children presently enrolled in Head Start.

**(3) A statement identifying how funds expended under section 640(a)(2), and funds allotted under section 640(a)(3), were distributed and used at national, regional and local levels;**

Funds allocated under Section 640(a)(2) totaled \$866,681,790 in FY 2003 and were used for the following purposes:

- ◆ Section 640(a)(2)(A), Funding for American Indian-Alaska Native programs (\$183,412,092); funding for Migrant and Seasonal programs (\$260,201,087). The funds were allocated directly to those Head Start grantees responsible for serving children living on federally recognized reservations, and children of migrant farm workers. In FY 2003, these funds were used to support Head Start services to 57,411 children;
- ◆ Section 640(a)(2)(B), Payments to Guam, American Samoa, the Federated States of Micronesia, the Republic of the Marshall Islands, Palau, The Northern Mariana Islands (\$15,128,452); and the Virgin Islands (\$9,992,265). The funds were allocated directly to those Head Start grantees responsible for serving children living in these areas. In FY 2003, these funds were used to support Head Start services to 7,370 children;
- ◆ Section 640(a)(2)(C), Training and Technical Assistance; Total: \$133,351,000. (In addition, \$33,337,665 was allocated for Early Head Start T/TA.) Of these funds \$68,872,000 was awarded directly to Head Start grantees to allow grantees to purchase their own training and technical assistance (T/TA) services.

**The FY 2003 Regional T/TA Allocations**

| <b>REGION</b>  | <b>ALLOCATED DOLLARS</b> |
|--|--------------------------|
| <b>Region I – CT, MA , ME, NH, RI, VT</b>                | <b>\$2,424,000</b>       |
| <b>Region II – NJ, NY, PR, VI</b>                        | <b>7,544,000</b>         |
| <b>Region III – DE, DC, MD, PA, VA, WVA</b>              | <b>5,449,000</b>         |
| <b>Region IV – AL, FL, GA, KY, MS, NC, SC, TN</b>        | <b>12,355,000</b>        |
| <b>Region V – IL, IN, MI, MN, OH, WI</b>                 | <b>11,122,000</b>        |
| <b>Region VI – AR, LA, NM, OK, TX</b>                    | <b>9,163,000</b>         |
| <b>Region VII – IA, KS, MO, NE</b>                       | <b>2,984,000</b>         |
| <b>Region VIII – CO, MT, ND, SD, UT, WY</b>              | <b>2,228,000</b>         |
| <b>Region IX – AZ, CA, HI, NE, GU, OP,<br/>Am. Samoa</b> | <b>8,439,000</b>         |
| <b>Region X – AK, ID, OR, WA</b>                         | <b>1,918,000</b>         |
| <b>American Indian-Alaska Native Programs</b>            | <b>2,426,000</b>         |
| <b>Migrant and Seasonal Programs</b>                     | <b>2,820,000</b>         |

Those funds not awarded directly to grantees were used to support a variety of T/TA efforts, such as funding Regional Training and Technical Assistant contracts, funding Interagency Agreements with the Public Health Service and the Department of Education, developing and printing training materials, training special populations and other efforts designed to improve grantee performance.

- ◆ Section 640(a)(2) (A) (D) and (E), Discretionary Payments; Total: \$231,259,229.

**The funds allocated under Section 640(a)(2) (A) (D) and (E) Discretionary payments totaled \$231,259,229 and were used for the following purposes:**

| <b>PURPOSE</b>  | <b>FUNDING AMOUNT</b> |
|---|-----------------------|
| <b>Research, Demonstration and Evaluation Projects</b>                              | <b>\$20,000,000</b>   |
| <b>Program Support Activities (HS monitoring, panel reviews and IT support)</b>     | <b>26,051,000</b>     |
| <b>Head Start Disability Services</b>   | <b>3,000,000</b>      |
| <b>Discretionary payments to grantees to serve additional children and families</b> | <b>182,208,229</b>    |

- ◆ Section 640(a)(3) funds -- quality improvement funds -- in FY 2003, totaled \$31,338,845. The amount that was allocated, by jurisdiction, is attached as Appendix B. One half of these funds are required to be used to increase staff salaries and benefits. Quality improvement funds were also used to support staff training. Data on Head Start funds allocated under Section 640(a)(2) and (a)(3) are detailed in Appendix C.

**(4) A statement specifying the amount of funds provided by the State, and by local sources, to carry out Head Start programs;**

Head Start grantees are required to generate, from non-federal sources, 20 percent of their total Head Start grant (or 25 percent of their federal funding). Grantees rely on many funding sources to generate this match, including state and local governments.

**(5) Cost per child and how such cost varies by region;  
The FY 2003 Cost Per Child by Region:**

| <b>REGION</b>                                 | <b>COST</b>    |
|---|----------------|
| <b>Region I</b>                               | <b>\$7,581</b> |
| <b>Region II</b>                              | <b>7,831</b>   |
| <b>Region III</b>                             | <b>7,053</b>   |
| <b>Region IV</b>                              | <b>6,740</b>   |
| <b>Region V</b>                               | <b>6,520</b>   |
| <b>Region VI</b>                              | <b>6,559</b>   |
| <b>Region VII</b>                             | <b>6,515</b>   |
| <b>Region VIII</b>                            | <b>6,738</b>   |
| <b>Region IX</b>                              | <b>7,842</b>   |
| <b>Region X</b>                               | <b>7,645</b>   |
| <b>American Indian-Alaska Native Programs</b> | <b>7,706</b>   |
| <b>Migrant and Seasonal Programs</b>          | <b>7,742</b>   |

The variation in cost per child is attributed to a number of factors, such as the type of program model offered, staffing patterns, the availability of non-federal support and differences based on the cost-of-living. Funds are allocated to the states in an equitable fashion as required by the statutory formula. Appendix D shows the Head Start cost per child by State.

**(6) A description of the level and nature of participation of parents in Head Start programs as volunteers and in other capacities;**

- ◆ During the 2003 program year, nearly 890,000 current or former Head Start parents served as volunteers. The major volunteer activity was assisting in the classroom, accounting for about 70 percent of parent volunteer activity. Parents also served on policy councils, helped with fund raising, recruitment, and a number of other activities.
- ◆ During the 2003 program year, 58,228 current or former Head Start parents worked as paid Head Start staff. Current or former Head Start parents accounted for 27.5 percent of all paid staff in Head Start programs.

**(7) Information concerning Head Start staff, including salaries, education, training, experience, and staff turnover;**

**Salaries**

The following table includes the average salaries for Head Start staff during the 2002-2003 program year:

| <b>STAFF POSITION</b>                                    | <b>SALARY AVERAGE</b> |
|--|-----------------------|
| <b>Head Start Directors</b>                              | <b>\$56,283</b>       |
| <b>Child Development/Education Services Coordinators</b> | <b>39,147</b>         |
| <b>Classroom Teachers</b>                                | <b>23,564</b>         |
| <b>Teacher Aides</b>                                     | <b>15,647</b>         |

### Staff Education, Training and Experience, and Turnover

The Head Start Act required that, by September 30, 2003, at least 50 percent of all Head Start teachers nationwide have an Associate Degree or higher credential.

- ◆ Eighty-eight percent of Head Start directors had at least a 2-year college degree. Fifty-nine percent of the directors with a college degree held an advanced degree.
- ◆ Of all classroom teachers in 2003, 26.5 percent had an Associate Degree, 26.8 percent had a Baccalaureate Degree, 3.9 percent had a graduate degree and 27 percent had a state certificate or Child Development Associate (CDA) credential. Nine percent of teachers were enrolled in degree programs and 2.8 percent of the teaching staff was in training to obtain a CDA credential.
- ◆ In 2003, 57 percent of Head Start teachers had a college degree in early childhood development or an equivalent field.
- ◆ During the 2002-2003 program year (between September and August) 9.7 percent of staff left the program.

### (8) Information concerning children participating in programs that receive Head Start funding, including information on family income, racial and ethnic background, disability, and receipt of benefits under part A of title IV of the Social Security Act;

#### Distribution by Ethnic/Racial Origins:

| RACE/ETHNICITY                | PERCENT of CHILDREN |
|-------------------------------|---------------------|
| African-American              | 31.4                |
| Asian                         | 1.8                 |
| Hispanic/Latino               | 30.6                |
| American Indian-Alaska Native | 3.2                 |
| White                         | 27.6                |
| Hawaiian/Pacific Islander     | 1.0                 |
| Other                         | 4.2                 |

#### Language

- ◆ Seventy-five percent of the programs served children from more than one dominant language group.
- ◆ Twenty percent of the programs served children from four or more dominant language groups.

#### Distribution by Children's Primary Language:

| LANGUAGE | PERCENT of CHILDREN |
|----------|---------------------|
| English  | 73.3                |
| Spanish  | 22.2                |
| Other    | 4.5                 |

### Receipt of benefits under the TANF Program

- ◆ Twenty-one percent of Head Start families in FY 2003 received TANF benefits under Title IV-A of the Social Security Act.

### Disabilities

- ◆ During the 2003 program year, Head Start programs reported that children with disabilities represented 12.5 percent of the total national enrollment.

The table below presents, by the specific type of disability, the percent of all Head Start children with disabilities served:

| DISABILITY  | PERCENT of CHILDREN |
|---|---------------------|
| Speech or Language Impairment                     | 59                  |
| Health Impairment                                 | 5                   |
| Serious Emotional Disturbance                     | 3                   |
| Developmental Delay                               | 18                  |
| Mental Retardation, Learning Disabilities, Autism | 3                   |
| Multiple/Other Conditions                         | 12                  |

### (9) The use and source of funds to extend Head Start services to operate full-day and year round;

About 464,600 Head Start families who needed full-day, full-year child care during the 2003 program year made arrangements that included the following:

- ◆ A total of 251,300 families received full-year, full-day services directly from Head Start.
- ◆ A total of 32,500 families received additional services at a family child care home.
- ◆ A total of 78,200 families received additional services through publicly subsidized or fee-for-service child care.
- ◆ A total of 154,300 families received additional care from related or unrelated adults at home.
- ◆ A total of 12,000 received care from a public school pre-K program.
- ◆ A total of 2,500 families made other arrangements.

### (10) Using data from the monitoring conducted under section 641A (c):

**(A) A description of the extent to which programs funded under this subchapter comply with performance standards and regulations in effect under this subchapter;**

#### Head Start Program Monitoring: FY 2003

Below is a summary of the FY 2003 Head Start monitoring results. It presents the overall number of program requirements by content area and Core Question, and summarizes program monitoring results and areas of noncompliance by content area. It further quantifies the number of areas of noncompliance by each Core Question

within the three PRISM content areas. Finally, the chapter provides a summary of monitoring results by review decision.

**1. Overall Number of Program Requirements**

All Head Start program requirements are categorized under three broad content areas: Early Child Development and Health Services (ECDH); Family and Community Partnerships (FCP); and Program Design and Management (PDM). The content areas are then comprised of 17 Core Questions. There are four Core Questions within ECDH. FCP contains three Core Questions. PDM is comprised of 10 Core Questions. The number of program requirements that can be cited during a Head Start review varies from one Core Question to another. The total number of program requirements that could be cited across all Core Questions during a Head Start review is 1,797 (*Exhibit 1*).

**Exhibit 1. Program Requirements by Content Area and Core Question, FY 2003**

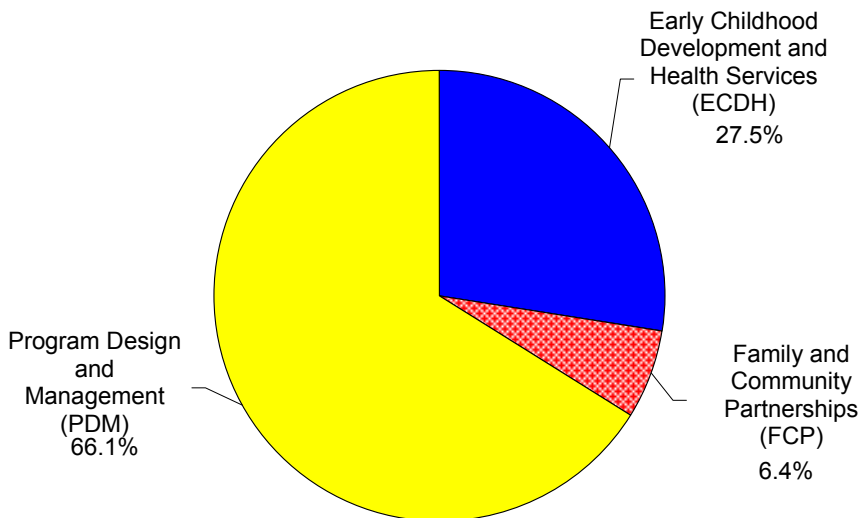
| <b>Content Area and Core Question</b>                               | <b>Program Requirements</b> |
|---|-----------------------------|
| <b>Early Childhood Development and Health Services</b>              |                             |
| 9a. Prevention and Early Intervention                               | 171                         |
| 9b. Health Care Tracking & Follow-up                                | 25                          |
| 10. Individualization   | 61                          |
| 11. Disabilities Services   | 207                         |
| 12. Curriculum and Assessment                                       | 89                          |
| <b>Total for Early Childhood Development and Health Services</b>    | <b>553</b>                  |
| <b>Family and Community Partnerships</b>                            |                             |
| 13. Family Partnership Building                                     | 75                          |
| 14. Parent Involvement  | 97                          |
| 15. Community Partnerships  | 34                          |
| <b>Total for Family and Community Partnerships</b>                  | <b>206</b>                  |
| <b>Program Design and Management</b>                                |                             |
| 1. Program Governance   | 44                          |
| 2. Planning   | 124                         |
| 3. Communication  | 20                          |
| 4. Record-Keeping & Reporting                                       | 17                          |
| 5. Ongoing Monitoring   | 26                          |
| 6. Self-Assessment  | 3                           |
| 7. Human Resources  | 99                          |
| 8. Fiscal Management  | 573                         |
| 16. Eligibility, Recruitment, Selection, Enrollment, and Attendance | 59                          |
| 17. Facilities, Materials, Equipment, and Transportation            | 73                          |
| <b>Total for Program Design and Management</b>                      | <b>1,038</b>                |
| <b>Totals</b>   | <b>1,797</b>                |

**2. Program Monitoring Results by Content Area**

Regional Office officials cited a total of 10,760 areas of noncompliance for reviews conducted in FY 2003. Of these, 66.1 percent (7,116 areas of noncompliance) occurred within the Program Design and Management content area, 27.5 percent (2,958 areas of noncompliance) occurred within the Early Childhood Development and Health Services content area, and 6.4 percent (686 areas of noncompliance) occurred within the Family and Community Partnerships content area (*Exhibit 2*).

The information that follows explains the objective of each of the three content areas of Head Start monitoring reviews, and provides a summary of the Core Questions assigned to each content area. The number of areas of noncompliance identified by Regional Office officials is quantified by Core Question, and then further categorized by the program requirement areas that were most commonly cited.

**Exhibit 2. Areas of Noncompliance by Content Area, FY 2003**



**a. Early Childhood Development and Health Services (ECDH)**

The objective of this content area of the PRISM is to ensure the provision of comprehensive services that foster each child’s social, emotional, cognitive, and physical development. PRISM includes four Core Questions that assess program compliance with the requirements for Early Childhood Development and Health Services. The Core Questions that assess program compliance with Early Childhood Development and Health Services are listed and summarized below.

9a. *Prevention and Early Intervention.* Grantees must implement a comprehensive system of services for preventing health problems, and intervening promptly when they exist.

9b. *Health Care Tracking and Follow-Up.* Grantees must track the provision of all child health and developmental services and ensure that follow-up services are received in a timely manner.

10. *Individualization.* Grantees must individualize the program of child development and health services to meet each child’s unique characteristics, strengths, and needs, as determined in consultation with the family.

11. *Disabilities Services.* Grantees must ensure that individualized services are effectively provided to children with diagnosed or suspected disabilities.

12. *Curriculum and Assessment.* Grantees must engage in a process of curriculum selection and development, implementation, and evaluation resulting in a written plan that supports the growth of children’s social competence, including school readiness, for each identified program option.

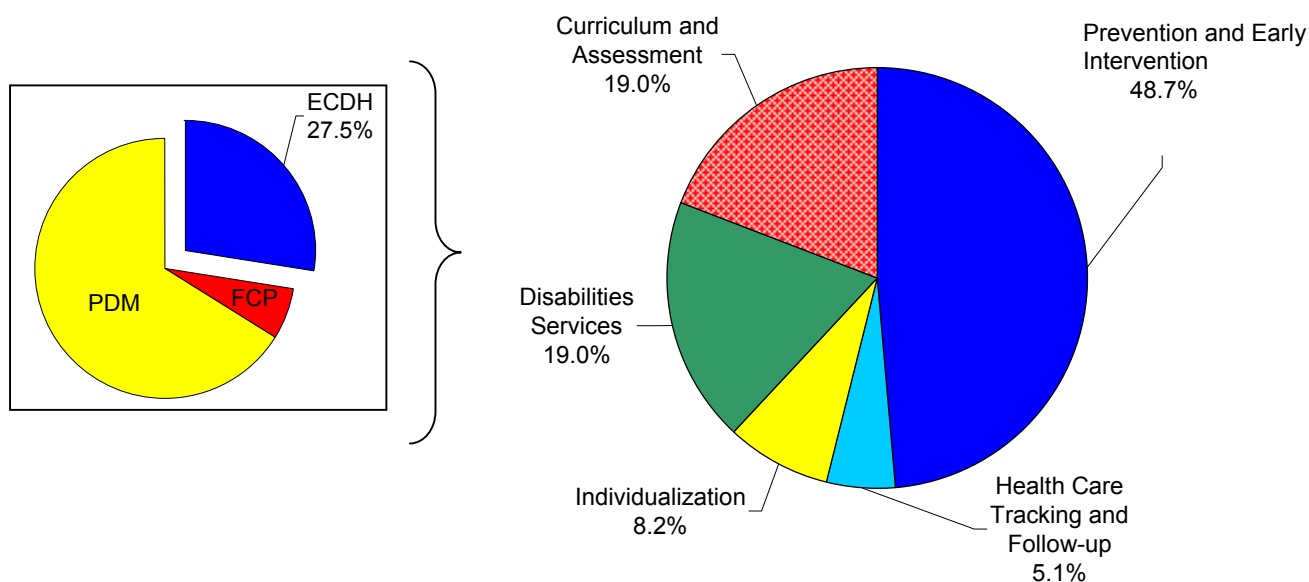
Within this content area, Regional Office officials identified a total of 2,958 areas of noncompliance. Of these, the largest number (1,439) were within the Core Question on Prevention and Early Intervention (48.7 percent) (*Exhibit 3*), and the most commonly



cited standards within this Core Question were those related to child health and developmental services (396 areas of noncompliance); facilities, materials, and equipment (288 areas of noncompliance); and child nutrition (272 areas of noncompliance).

The smallest number of areas of noncompliance (151) in this content area were within the Core Question on Health Care Tracking and Follow-up (5.1 percent) (*Exhibit 3*), and the most commonly cited standards within this Core Question were those related to child health and developmental services (108 areas of noncompliance); management systems and procedures (38 areas of noncompliance); and disabilities/health services coordination (5 areas of noncompliance).

**Exhibit 3. Early Childhood Development and Health Services (ECDH): Areas of Noncompliance by Core Question, FY 2003**



**b. Family and Community Partnerships (FCP)**

The objective of this content area of the PRISM is to support each family in fostering the development of their children and attaining family goals. Parents must be encouraged to become integrally involved in all aspects of the program’s development and implementation. PRISM includes three Core Questions that assess program compliance with the requirements for Family and Community Partnerships. The Core Questions that assess program compliance with Family and Community Partnerships are listed and summarized below.

13. *Family Partnership Building.* Grantees must engage in a process of collaborative partnership building with parents to establish mutual trust and to identify family goals, strengths, and necessary services and other supports.

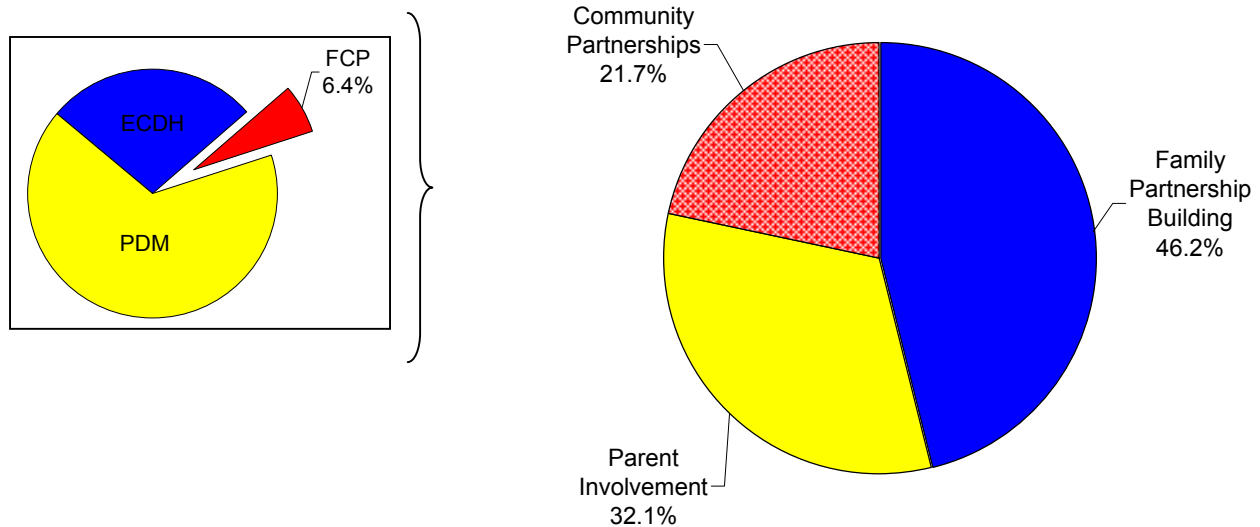
14. *Parent Involvement.* Grantees must provide parent involvement opportunities that are responsive to the ongoing and expressed needs of the parents, both as individuals and as members of a group.

15. *Community Partnerships.* Grantees must take an active role in community planning and advocacy to encourage strong communication, cooperation, and the sharing of information among agencies and their community partners to improve the delivery of services to children and families.

Within this content area, Regional Office officials identified a total of 686 areas of noncompliance. Of these, the largest number (317) were within the Core Question on Family Partnership Building (46.2 percent) (*Exhibit 4*), and the most commonly cited standards were those related to family partnerships (239 areas of noncompliance); child health and developmental services (19 areas of noncompliance); and education and early childhood development (18 areas of noncompliance).

The smallest number of areas of noncompliance (149) within this content area were within the Core Question on Community Partnerships (21.7 percent) (*Exhibit 4*), and the most commonly cited standards were those related to community partnerships (117 areas of noncompliance); purpose and scope of the disabilities service plan (18 areas of noncompliance); child nutrition (five areas of noncompliance); and family partnerships (five areas of noncompliance).

**Exhibit 4. Family and Community Partnerships (FCP): Areas of Noncompliance by Core Question in FY 2003**



### **c. Program Design and Management (PDM)**

The objective of this content area of the PRISM is to ensure the grantee has an effective infrastructure that supports the implementation of quality services to children and families in Head Start. PRISM includes 10 Core Questions that assess program compliance with the requirements for Program Design and Management. The Core Questions that assess program compliance with Program Design and Management are listed and summarized below.

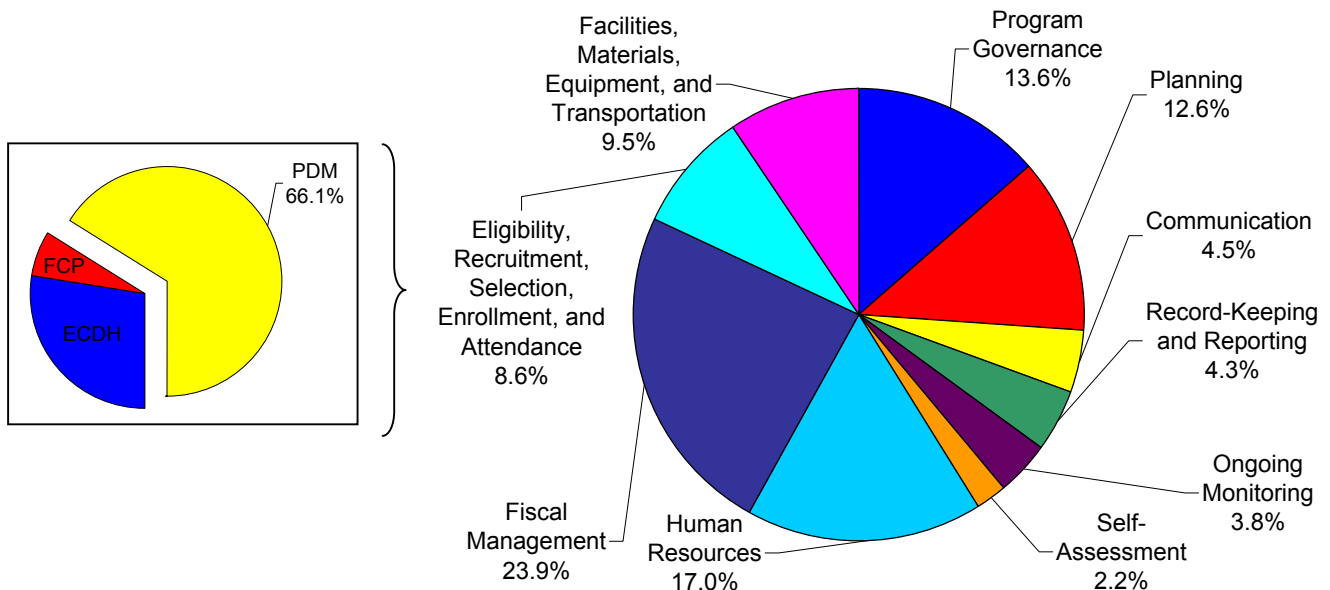
1. *Program Governance.* Grantees must establish and maintain a formal structure of shared governance in which parents can participate in policy making or in other decisions about the program.
2. *Planning.* Grantees must develop and implement a systematic process of planning that includes consultation with the program's governing body, policy groups, program staff, and other community agencies.
3. *Communication.* Grantees must establish and implement effective communication systems among parents, policy groups, staff, and the general community.
4. *Record-Keeping and Reporting.* Grantees must establish and maintain efficient and effective record-keeping and reporting systems to provide accurate, confidential, and timely information regarding children, families, staff, and program operations.
5. *Ongoing Monitoring.* Grantees must establish and implement procedures for their ongoing monitoring to ensure these operations effectively implement program requirements.
6. *Self-Assessment.* Grantees must conduct an annual self-assessment of their effectiveness and progress in meeting program goals and objectives, as well as implementing program requirements.
7. *Human Resources.* Grantees must establish and maintain an organizational structure that supports the accomplishment of program objectives and compliance with Federal regulations. The grantee must also ensure that staff and consultants have the knowledge, skills, and experience they need to perform their assigned functions responsibly.
8. *Fiscal Management.* Grantees must establish and maintain fiscal management systems that reflect the allowability, allocability and reasonableness of costs to support quality services in accordance with Federal regulations.
16. *Eligibility, Recruitment, Selection, Enrollment, and Attendance (ERSEA).* Grantees must establish and maintain systems that determine eligibility, and define recruitment and selection criteria. The grantee must maintain its funded enrollment level and analyze absenteeism, to assure children with the greatest need are receiving Head Start services.
17. *Facilities, Materials, Equipment, and Transportation.* Grantees must ensure that facilities, materials, equipment, and transportation services are safe, appropriate, and conducive to learning.

Within this content area, Regional Office officials identified a total of 7,116 areas of noncompliance. Of these, the largest number (1,699) were within the Core Question on Fiscal Management (23.9 percent) (*Exhibit 5*), and the most commonly cited standards were those related to procurement policies (222 areas of noncompliance); equipment (193 areas of noncompliance); and financial management systems (171 areas of noncompliance).

The second-largest number of areas of noncompliance (1,299) identified within the PDM content area were within the Core Question on Human Resources (17 percent). The most commonly cited standards were those related to human resources management (274 areas of noncompliance); personnel policies (100 areas of noncompliance); and staff qualifications requirements (23 areas of noncompliance).

The smallest number of areas of noncompliance (158) within this content area was within the Core Question on Self-Assessment (2.2 percent) (*Exhibit 5*), and all areas of noncompliance (158) were related to management systems and procedures.

**Exhibit 5. Program Design and Management (PDM): Areas of Noncompliance by Core Question, FY 2003**



**3. Summary of Areas of Noncompliance by Core Question**

The total number of areas of noncompliance cited for Head Start monitoring reviews conducted in FY 2003 by Regional Office officials was 10,760. The table below shows the total number of cited areas of noncompliance by Core Question, and the percentage of FY 2003 areas of noncompliance that corresponds to each Core Question (*Exhibit 6*).

**Exhibit 6. Areas of Noncompliance by Core Question, FY 2003**

| <b>Core Question #</b> | <b>Core Question</b>   | <b>Number</b> | <b>%</b>    |
|------------------------|--|---------------|-------------|
| <b>1</b>               | <b>Program Governance</b>  | <b>965</b>    | <b>9.0</b>  |
| <b>2</b>               | <b>Planning</b>  | <b>898</b>    | <b>8.3</b>  |
| <b>3</b>               | <b>Communication</b>   | <b>321</b>    | <b>3.0</b>  |
| <b>4</b>               | <b>Record-Keeping and Reporting</b>                                    | <b>306</b>    | <b>2.8</b>  |
| <b>5</b>               | <b>Ongoing Monitoring</b>  | <b>270</b>    | <b>2.5</b>  |
| <b>6</b>               | <b>Self-Assessment</b>   | <b>158</b>    | <b>1.5</b>  |
| <b>7</b>               | <b>Human Resources</b>   | <b>1,211</b>  | <b>11.3</b> |
| <b>8</b>               | <b>Fiscal Management</b>   | <b>1,699</b>  | <b>15.8</b> |
| <b>9a</b>              | <b>Prevention and Early Intervention</b>                               | <b>1,439</b>  | <b>13.4</b> |
| <b>9b</b>              | <b>Health Care Tracking and Follow-up</b>                              | <b>151</b>    | <b>1.4</b>  |
| <b>10</b>              | <b>Individualization</b>   | <b>242</b>    | <b>2.3</b>  |
| <b>11</b>              | <b>Disabilities Services</b>   | <b>563</b>    | <b>5.2</b>  |
| <b>12</b>              | <b>Curriculum and Assessment</b>                                       | <b>563</b>    | <b>5.2</b>  |
| <b>13</b>              | <b>Family Partnership Building</b>                                     | <b>317</b>    | <b>2.9</b>  |
| <b>14</b>              | <b>Parent Involvement</b>  | <b>220</b>    | <b>2.0</b>  |
| <b>15</b>              | <b>Community Partnerships</b>  | <b>149</b>    | <b>1.4</b>  |
| <b>16</b>              | <b>Eligibility, Recruitment, Selection, Enrollment, and Attendance</b> | <b>612</b>    | <b>5.7</b>  |
| <b>17</b>              | <b>Facilities, Materials, Equipment, and Transportation</b>            | <b>676</b>    | <b>6.3</b>  |

#### **4. Summary of Review Decisions and Corrective Action**

##### **a. Review Decisions**

During FY 2003, 544 triennial and first year reviews of grantees (and delegate agencies) were conducted. Sixty-five programs (12 percent) were found to have no areas of noncompliance, and 479 grantees (88 percent) were found to have one or more areas of noncompliance. Of the 544 grantees reviewed in FY 2003, 78 grantees (14.3 percent) were determined to have one or more deficiencies (*Exhibit 7*).

**Exhibit 7. Number and Percent of Grantees by Review Decision, FY 2003**

| <b>Review Decision</b>   | <b>Number</b> | <b>%</b>     |
|--|---------------|--------------|
| <b>No Areas of Noncompliance</b>   | <b>65</b>     | <b>12.0</b>  |
| <b>One or More Areas of Noncompliance With No Deficiencies</b>           | <b>401</b>    | <b>73.7</b>  |
| <b>One or More Areas of Noncompliance With One or More Deficiencies)</b> | <b>78</b>     | <b>14.3</b>  |
| <b>Total</b>   | <b>544</b>    | <b>100.0</b> |

##### **b. Grantees with Deficiencies and Corrective Action**

For a monitoring review in which the grantee has been cited for an area of noncompliance in one or more Core Questions, the ACF Regional Office determines whether a deficiency exists. To make this determination, the Regional Office applies the criteria for a deficiency against the areas of noncompliance listed within the review report. If any of the criteria are met, the grantee is determined to have a deficiency.

##### **1. Deficiency Criteria and Corrective Action**

The criteria for deficiency determination appear in the Performance Standards (45 CFR Part 1304.3(a)(6)) as follows:

*"(i) An area or areas of performance in which an Early Head Start or Head Start grantee agency is not in compliance with State or Federal requirements, including, but not limited to, the Head Start Act or one or more regulations under parts 1301, 1304, 1305, 1306, or 1308 of this title, and which involves:*

*(A) A threat to the health, safety, or civil rights of children or staff;*

*(B) A denial to parents of the exercise of their full roles and responsibilities related to program governance;*

*(C) A failure to perform substantially the requirements related to Early Childhood Development and Health Services, Family and Community Partnerships, or Program Design and Management;*  
*or*

*(D) The misuse of Head Start grant funds.*

*(ii) The loss of legal status or financial viability, as defined in part 1302 of this title, loss of permits, debarment from receiving Federal grants or contracts or the improper use of Federal funds; or*

*(iii) Any other violation of Federal or State requirements including, but not limited to, the Head Start Act or one or more of the regulations under parts 1301, 1304, 1305, 1306 or 1308 of this title, and which the grantee has shown an unwillingness or inability to correct within the period specified by the responsible HHS official, of which the responsible HHS official has given the grantee written notice of pursuant to section 1304.61."*

Unless the deficiency must be corrected immediately, the grantee submits a Quality Improvement Plan (QIP) to the Regional Office that both specifies the steps the grantee will take to correct the deficiency and includes a timetable for correction. As required by the Act, the maximum allowable time for deficiency resolution is based on the nature and seriousness of the problem but cannot exceed one year from the day the grantee receives official notification of the deficiency determination. Additionally, ACF offers a variety of supports and services to help grantees correct deficiencies and improve service delivery.

**2. Status of Grantees with Deficiencies**

As of November 2003, 78 grantees were determined to have one or more deficiencies. Of the 78, five grantees (6.4 percent) corrected their deficiencies, one grantee relinquished its grant (1.3 percent), and no grants had been terminated. The remaining 72 grantees (92.3 percent) were pending resolution of their deficiencies. Grantees with deficiencies may have up to one year to correct their deficiencies. Final data on corrective action for grantees with deficiencies identified in any fiscal year is not available for at least one year following the conclusion of the respective fiscal year.

During FY03, the Head Start Bureau replaced 12 Head Start grantees that had previously been found deficient.

**(10)(B) A description of the types and conditions of facilities in which program are located;**

Head Start classrooms usually are located in public schools and public housing or other government owned spaces. Churches, synagogues, community centers and grantee-owned spaces also are likely to house Head Start classrooms. Typically, Head Start programs rent classroom space, but space also is made available to grantees free or at below market rates. Head Start assists grantees to maintain space in good condition by making funds available to make repairs and renovations, when necessary. Since 1994, the Secretary has had the authority to make funds available to renovate or construct facilities when alternative suitable facilities are not otherwise available in a grantee's service area.

**(10)(C) The types of organizations that receive Head Start funds under such programs;**

**The following table presents the percentage of Head Start grantees and delegate agencies by the type of sponsoring organization:**

| <b>HEAD START SPONSORING ORGANIZATIONS</b>      | <b>PERCENT</b> |
|---|----------------|
| <b>Community Action Agencies</b>                | <b>32</b>      |
| <b>School systems</b>                           | <b>17</b>      |
| <b>Private/public non-profit and for profit</b> | <b>39</b>      |
| <b>Government agency</b>                        | <b>6</b>       |
| <b>Indian tribe</b>                             | <b>6</b>       |

**(10)(D) The number of children served under each program option.**

**Percent of children by Head Start program option during the 2002-2003 program year:**

| <b>OPTION</b>   | <b>PERCENT</b> |
|---|----------------|
| <b>Standard full-day programs</b>   | <b>49</b>      |
| <b>Standard part-day programs</b>   | <b>42</b>      |
| <b>Home-based model</b>   | <b>5</b>       |
| <b>Locally-designed option and combination home-based/center-based programs</b> | <b>4</b>       |

Note: A full day Head Start program option is defined as more than six hours per day four or five days per week.

**(11) The information contained in the documents entitled "Program Information Report" and "Head Start Cost Analyses System" (or any document similar to either), prepared with respect to Head Start programs;**

The information contained in the Program Information Report (PIR) and the Head Start Cost Analysis system has been utilized to respond to the requested information throughout this report.

A copy of the Head Start Program Information Report is included as Appendix E. Summary data from the PIR forms for 2003 is included as Appendix F. Head Start's Grant Application and Budget Instrument (GABI), which replaced Head Start's Cost Analysis System is included as Appendix G. This OMB approved document can be filed electronically by grantees and is designed to both streamline the grant application process and to provide cost information, which was previously gathered by the Head Start Cost Analysis System. The Head Start Fact Sheet is included as Appendix H.

**(12) A description of the types of services provided to children and their families, both on-site and through referrals, including health, mental health, dental care, parenting education, physical fitness, and literacy training;**

**Medical Services**

- ◆ During the 2003 program year, medical screenings, including all tests and physical examinations, were completed on 90 percent of children who were enrolled in Head Start for at least 45 days.
- ◆ Of those children who were medically screened, 24 percent were found to need medical treatment; 89 percent of these children received treatment by the end of the program year. Children were most often referred for treatment for hearing and vision problems, over and under-weight conditions, asthma, and anemia.
- ◆ During the 2003 program year, 99 percent of the children enrolled in Head Start for at least 45 days had either completed, or were brought up-to-date with their required immunizations.



### **Dental Services**

- ◆ During the 2003 program year, dental examinations were completed on 81 percent of the children enrolled in Head Start.
- ◆ Of those children who had dental exams, 28 percent needed dental treatment.

### **Social Services**

- ◆ Head Start enrolled 22,733 children from homeless families.
- ◆ Forty-seven percent of Head Start families were determined to be in need of social services and were most often referred for emergency or crisis assistance, housing assistance, adult education and job training.

### **Parenting Education**

- ◆ Ninety-eight percent of all Head Start programs provided classes in parenting skills on-site.
- ◆ Eighty-two percent of all Head Start programs provided literacy training for parents either on-site or through referrals to literacy programs.
- ◆ Ninety-six percent of the programs had training for parents in preventive health care, 88 percent offered training for parents in emergency first-aid, and 92 percent provided training for parents in safety practices. All of these activities took place on-site.
- ◆ Fifty-eight percent of the programs provided training for parents in physical fitness.

### **Physical Fitness**

- ◆ Head Start Performance Standards require sufficient time, space and materials for active play and movement that supports development of gross motor skills and physical fitness. The standards also require that the program staff periodically assess the development and fitness of the children and make referrals necessary to assure follow-up with health professionals.

### **Literacy Training**

- ◆ During FY 2003, Head Start continued a 5-year collaborative training and technical assistance project with the National Center for Family Literacy (NCFL) to assist Head Start agencies in improving the quality and effectiveness of family literacy services. NCFL assists Head Start programs nationwide to implement (a) interactive literacy activities between parents and their children, (b) training for parents in how to be the primary teacher for their children and full partners in the education of their children, (c) parent literacy training that leads to economic self-sufficiency, and (d) age-appropriate education to prepare children for success in school and life experiences.

### **(13) A summary of information concerning the research, demonstration, and evaluation activities conducted under section 649 including: (A) a status report on ongoing**

**activities; and (B) results, conclusions, and recommendations not included in any previous report, based on completed activities;**

It is critical that Head Start continue to invest in research and evaluation activities which build upon the existing research investments and demonstrate responsiveness to the various recommendations contained in the "Blueprint" Panel report, the Advisory Committee on Head Start Quality and Expansion report, the Head Start Act, as amended, the National Academy of Sciences Roundtable on Head Start Research publication, *Beyond the Blueprint: Directions for Research on Head Start's Families*, and based on input from a number of key researchers from the field.

The broad categories of Head Start research and evaluation efforts include the following requirements:

- ◆ Conduct new Head Start research focusing on quality and other policy issues;
- ◆ Conduct longitudinal research on children and families served in Head Start programs;
- ◆ Conduct intensive evaluation of services for infants and toddlers;
- ◆ Conduct studies of special subpopulations separately or embedded in larger studies; and
- ◆ Develop and enhance capacity for research on Head Start in partnership with the larger child development community.

Individual studies or activities contained within the broad categories are summarized below.

#### **A. Program Quality and Effectiveness**

- ◆ *Head Start Family and Child Experiences Survey (FACES)*: FACES has collected longitudinal data on a national representative sampling of 3,200 children and families in 40 Head Start programs. FACES provides descriptions of the characteristics, experiences and outcomes for children and families in Head Start, with follow-up data collection in the spring of kindergarten and first grade. FACES reports and the complete battery of instruments used in the 1997-2000 study are available at: <http://www.acf.hhs.gov/programs/opre/hs/faces/index.html> A new cohort of FACES, with a second nationally representative sample of 43 programs was launched in 2003. Findings from FACES are supporting new program initiatives in teacher education, staff development, and family literacy.
- ◆ *Head Start Quality Research Center (QRC) Consortium*: The objective of the first QRC consortium (1995-2000) was to create an ongoing partnership among ACYF, Head Start grantees, and the academic research community to study and enhance quality program practices and program outcomes. A new QRC Consortium was formed in 2001 for the purpose of developing and refining program interventions to promote the school readiness of preschool age children in Head Start in such areas

as emerging literacy and social-emotional development. More information is available at: [http://www.acf.hhs.gov/programs/opre/hs/qrc\\_two/index.html](http://www.acf.hhs.gov/programs/opre/hs/qrc_two/index.html)

- ◆ *Head Start Impact Study*: The Head Start Amendments of 1998 (P.L. 105-285) directed the Secretary of HHS to conduct a study to provide a national analysis of the impact of Head Start. A contract for the study was awarded in September 2000, and is now underway. The study has two goals: (1) to study, on a national basis, the impact of Head Start on children's school readiness, as compared to children not in Head Start, and (2) to determine under which conditions Head Start works best and for whom. Starting in the fall of 2002, children are being randomly assigned to Head Start or a non-Head Start comparison group, and will be assessed in the fall and spring of the Head Start year, as well as at the end of kindergarten and first grade. More information is available at:

[http://www.acf.hhs.gov/programs/opre/hs/impact\\_study/index.html](http://www.acf.hhs.gov/programs/opre/hs/impact_study/index.html)

- ◆ *Early Head Start Research and Evaluation Project*: In order to evaluate the new Early Head Start program, serving children from birth to age three and pregnant women, this project is studying approximately 3,000 families living in 17 diverse communities across the U.S. Information is available at:

[http://www.acf.hhs.gov/programs/opre/ehs/ehs\\_research/index.html](http://www.acf.hhs.gov/programs/opre/ehs/ehs_research/index.html)

The project has four central purposes:

1. Continuous program improvement;
2. Rigorous cross-site impact study;
3. Understanding the role of program and contextual variations; and
4. Creating a foundation for longitudinal research studies.

The report on EHS implementation, *Leading the Way*, as well as an interim and final report on the impacts of Early Head Start on children and families, is available at:

[http://www.acf.hhs.gov/programs/opre/ehs/ehs\\_research/reports/leadingvol\\_1/leadvol\\_1\\_toc.html](http://www.acf.hhs.gov/programs/opre/ehs/ehs_research/reports/leadingvol_1/leadvol_1_toc.html)

- ◆ *Head Start/University Partnerships & Graduate Student Head Start Research Grants*: This discretionary funding supports research conducted by faculty members or graduate students in university settings who form partnerships with Head Start or Early Head Start programs for the purposes of contributing new knowledge about the development of young low-income children or improving services for these children and their families. Priorities for fiscal year 2003 were:

1. Developing and testing models for use of child outcomes to improve local program effectiveness;
2. Supporting mental health of infants, toddlers and their families in Early Head Start; and
3. Field-initiated research conducted by graduate students and their faculty mentors under the Graduate Student Research Grant program.

For more information, visit:

<http://www.acf.hhs.gov/programs/hsb/research/research.htm>

## B. Interagency Partnerships

- ◆ *NICHD Study of Early Child Care: Early Child Care and Head Start Children:* ACYF and the National Institute of Child Health and Human Development are collaborating on a low-income sub-study of 1,200 children from ten sites across the U.S. ACYF's participation is designed to explore the concurrent, long-term, and cumulative influences of variations in early child care experiences on the cognitive, linguistic, social, emotional, and physical development of young children who grow up in poverty. A report on children from birth through age three was published in a scholarly journal, and analyses are ongoing through early school age.
- ◆ *Department of Education Early Childhood Longitudinal Study--Kindergarten Cohort:* ECLS-K is a longitudinal study of approximately 23,000 children from 1,000 schools nationwide who began kindergarten in the fall of 1998. Children will be followed through the fifth grade. An estimated 3,000 are former Head Start children. Head Start participation has been verified. Linkages are also being made with the Head Start Family and Child Experiences Survey (FACES, see above). For more information, visit: [www.nces.ed.gov/ecls](http://www.nces.ed.gov/ecls).
- ◆ *Department of Education Early Childhood Longitudinal Study--Birth Cohort:* ECLS-B will provide detailed information on children's development, health, early care, and education in a nationally representative sample of 12,000 children born in 2001, who will be followed longitudinally from birth through the end of first grade. For more information, visit [www.nces.ed.gov/ecls](http://www.nces.ed.gov/ecls).
- ◆ *NICHD, ASPE and Ford Foundation Study of Low-Income Fathers of Infants and Toddlers:* Ten of the seventeen Early Head Start evaluation sites are participating in this longitudinal study of fathers. The design includes:
  1. Direct interviews with approximately 1,000 fathers of 24 and 36-month-old children;
  2. A study of newborns that will provide an in depth look at the first three years of parenting. Two hundred mothers and fathers will be interviewed when their children are one, three, six, 14, 24, and 36 months old;
  3. A practitioners study focusing on understanding the strategies that Early Head Start programs used to engage fathers; and
  4. Studies designed by local researchers on fatherhood issues of particular interest to their program partners and communities. For more information, visit:  
[http://www.acf.hhs.gov/programs/opre/ehs/ehs\\_research/ehs\\_fatherhood.html](http://www.acf.hhs.gov/programs/opre/ehs/ehs_research/ehs_fatherhood.html)
- ◆ *The Interagency School Readiness Consortium (ISRC):* ISRC supports eight five-year research grants studying the effectiveness of early childhood interventions and programs for children from birth through age 5 in promoting children's school readiness. The projects are studying a range of interventions including integrated

preschool curricula, Internet-based teacher training, and the importance of parental involvement for improving children's readiness to enter school. The interventions are being implemented and studied in public early childhood settings across the country including Head Start, child care, and state Pre-K programs. The ISRC is a collaborative effort of ACF, the National Institutes of Child Health and Development (NICHD), the Office of the Assistant Secretary for Planning and Evaluation (ASPE) and the Department of Education.

**(14) A study of the delivery of Head Start programs to Indian children living on and near Indian reservations, to children of Alaskan Natives, and to children of migrant and seasonal farmworkers;**

***Services to children enrolled in American Indian and Alaska Native (AI-AN) Head Start Programs***

Over \$183 million was allocated to 155 grantees providing Head Start services to 23,802 American Indian and Alaska Native children and their families. Most of the grants (147) were made to Tribal governments or consortiums. Program designs include full and part-day, full and part year, center based, home based, and combination options. While the majority of the children (19,283) enrolled in AI-AN Head Start programs had health insurance, a substantial number (3,247) did not. Over 14,000 enrolled children received health care through the Indian Health Service. Over 1,600 children who were behind schedule on immunizations when they started Head Start were up-to-date by the end of the year. More than 7,300 children who received dental screening as part of their Head Start enrollment were identified as needing treatment. Of these, over 5,700 children received the necessary treatment. Approximately 12 percent of enrolled children were diagnosed with disabilities and 93 percent of these children received special education and related services.

***Services to Children Enrolled in Migrant and Seasonal Head Start Programs***

Over \$260 million was allocated to 26 grantee agencies enrolling over 33,600 children of migrant and seasonal farm workers. Migrant and Seasonal Head Start programs enroll children from birth to age five. Almost all (32,347) of the children enrolled received at least six hours per day of service and the majority (26,138) spent at least eight hours per day in Head Start. Some grantees operated six days per week to accommodate the needs of parents doing farm work. Approximately 21,100 children had health insurance at the time of their enrollment. An additional 4,400 children obtained health insurance while they were enrolled in Head Start. Over 12,000 children enrolled in Migrant and Seasonal Head Start programs had no health insurance. Over 4,500 children were identified as needing medical treatment at the time of their Head Start physicals. The majority (4,175) received the necessary treatment before leaving the program. Over 5,000 children who were behind on the schedule of immunizations caught up while enrolled in Head Start. Of the 5,127 children diagnosed as needing dental treatment, 4,000 received that treatment while enrolled in Head Start.



# ***Appendix A***

---

## **Head Start Children Enrolled by County in 2003**





| <b>State</b> | <b>Cty. Code #</b> | <b>County</b>                   | <b>Head Start Enrollment</b> | <b>Early Head Start Enrollment</b> |
|--------------|--------------------|---------------------------------|------------------------------|------------------------------------|
| AK           | 2020               | Anchorage Borough               | 354                          | 0                                  |
| AK           | 2050               | Bethel Census Area              | 71                           | 69                                 |
| AK           | 2070               | Dillingham Census Area          | 108                          | 0                                  |
| AK           | 2090               | Fairbanks North Star Borough    | 108                          | 0                                  |
| AK           | 2100               | Haines Borough                  | 14                           | 0                                  |
| AK           | 2122               | Kenai Peninsula Borough         | 64                           | 0                                  |
| AK           | 2130               | Ketchikan Gateway Borough       | 44                           | 0                                  |
| AK           | 2150               | Kodiak Island Borough           | 30                           | 0                                  |
| AK           | 2170               | Matanuska-Susitna Borough       | 160                          | 0                                  |
| AK           | 2180               | Nome Census Area                | 35                           | 0                                  |
| AK           | 2188               | Northwest Arctic Borough        | 25                           | 0                                  |
|              |                    | Prince of Wales-Outer Ketchikan |                              |                                    |
| AK           | 2201               | Census                          | 0                            | 0                                  |
| AK           | 2240               | Southeast Fairbanks Census Area | 40                           | 0                                  |
| AK           | 2261               | Valdez-Cordova Census Area      | 13                           | 0                                  |
| AK           | 2270               | Wade Hampton Census Area        | 180                          | 32                                 |
| AK           | 2280               | Wrangell-Petersburg Census Area | 14                           | 0                                  |
|              |                    |                                 |                              |                                    |
| AL           | 1001               | Autauga County                  | 96                           | 12                                 |
| AL           | 1003               | Baldwin County                  | 186                          |                                    |
| AL           | 1005               | Barbour County                  | 80                           |                                    |
| AL           | 1007               | Bibb County                     | 70                           |                                    |
| AL           | 1009               | Blount County                   | 75                           | 16                                 |
| AL           | 1011               | Bullock County                  | 73                           |                                    |
| AL           | 1013               | Butler County                   | 109                          |                                    |
| AL           | 1015               | Calhoun County                  | 340                          | 32                                 |
| AL           | 1017               | Chambers County                 | 248                          |                                    |
| AL           | 1019               | Cherokee County                 | 116                          |                                    |
| AL           | 1021               | Chilton County                  | 113                          |                                    |
| AL           | 1023               | Choctaw County                  | 60                           |                                    |
| AL           | 1025               | Clarke County                   | 167                          |                                    |
| AL           | 1027               | Clay County                     | 78                           |                                    |
| AL           | 1029               | Cleburne County                 | 30                           |                                    |
| AL           | 1031               | Coffee County                   | 119                          |                                    |
| AL           | 1033               | Colbert County                  | 215                          |                                    |
| AL           | 1035               | Conecuh County                  | 68                           |                                    |
| AL           | 1037               | Coosa County                    | 30                           |                                    |
| AL           | 1039               | Covington County                | 124                          |                                    |
| AL           | 1041               | Crenshaw County                 | 34                           |                                    |
| AL           | 1043               | Cullman County                  | 325                          |                                    |
| AL           | 1045               | Dale County                     | 108                          |                                    |
| AL           | 1047               | Dallas County                   | 437                          |                                    |
| AL           | 1049               | DeKalb County                   | 251                          |                                    |
| AL           | 1051               | Elmore County                   | 224                          | 28                                 |
| AL           | 1053               | Escambia County                 | 120                          |                                    |
| AL           | 1055               | Etowah County                   | 336                          |                                    |
| AL           | 1057               | Fayette County                  | 77                           |                                    |

| <b>State</b> | <b>Cty. Code #</b> | <b>County</b>     | <b>Head Start Enrollment</b> | <b>Early Head Start Enrollment</b> |
|--------------|--------------------|-------------------|------------------------------|------------------------------------|
| AL           | 1059               | Franklin County   | 98                           |                                    |
| AL           | 1061               | Geneva County     | 80                           |                                    |
| AL           | 1063               | Greene County     | 188                          |                                    |
| AL           | 1065               | Hale County       | 179                          |                                    |
| AL           | 1067               | Henry County      | 40                           |                                    |
| AL           | 1069               | Houston County    | 386                          | 60                                 |
| AL           | 1071               | Jackson County    | 194                          |                                    |
| AL           | 1073               | Jefferson County  | 1,771                        | 226                                |
| AL           | 1075               | Lamar County      | 57                           |                                    |
| AL           | 1077               | Lauderdale County | 203                          |                                    |
| AL           | 1079               | Lawrence County   | 80                           | 8                                  |
| AL           | 1081               | Lee County        | 342                          | 84                                 |
| AL           | 1083               | Limestone County  | 94                           |                                    |
| AL           | 1085               | Lowndes County    | 315                          |                                    |
| AL           | 1087               | Macon County      | 397                          |                                    |
| AL           | 1089               | Madison County    | 460                          |                                    |
| AL           | 1091               | Marengo County    | 120                          |                                    |
| AL           | 1093               | Marion County     | 72                           |                                    |
| AL           | 1095               | Marshall County   | 196                          |                                    |
| AL           | 1097               | Mobile County     | 1,331                        |                                    |
| AL           | 1099               | Monroe County     | 108                          |                                    |
| AL           | 1101               | Montgomery County | 1,323                        | 40                                 |
| AL           | 1103               | Morgan County     | 284                          | 16                                 |
| AL           | 1105               | Perry County      | 182                          |                                    |
| AL           | 1107               | Pickens County    | 279                          |                                    |
| AL           | 1109               | Pike County       | 114                          |                                    |
| AL           | 1111               | Randolph County   | 77                           |                                    |
| AL           | 1113               | Russell County    | 316                          | 68                                 |
| AL           | 1117               | Shelby County     | 114                          |                                    |
| AL           | 1115               | St. Clair County  | 217                          | 8                                  |
| AL           | 1119               | Sumter County     | 400                          |                                    |
| AL           | 1121               | Talladega County  | 423                          |                                    |
| AL           | 1123               | Tallapoosa County | 280                          |                                    |
| AL           | 1125               | Tuscaloosa County | 316                          | 44                                 |
| AL           | 1127               | Walker County     | 257                          | 2                                  |
| AL           | 1129               | Washington County | 98                           |                                    |
| AL           | 1131               | Wilcox County     | 60                           |                                    |
| AL           | 1133               | Winston County    | 70                           |                                    |
| AR           | 5001               | Arkansas County   | 89                           | 16                                 |
| AR           | 5003               | Ashley County     | 80                           | 0                                  |
| AR           | 5005               | Baxter County     | 109                          | 0                                  |
| AR           | 5007               | Benton County     | 306                          | 0                                  |
| AR           | 5009               | Boone County      | 100                          | 0                                  |
| AR           | 5011               | Bradley County    | 78                           | 0                                  |
| AR           | 5013               | Calhoun County    | 34                           | 0                                  |
| AR           | 5013               | Calhoun County    |                              | 32                                 |

| <b>State</b> | <b>Cty. Code #</b> | <b>County</b>       | <b>Head Start Enrollment</b> | <b>Early Head Start Enrollment</b> |
|--------------|--------------------|---------------------|------------------------------|------------------------------------|
| AR           | 5015               | Carroll County      | 117                          | 0                                  |
| AR           | 5017               | Chicot County       | 85                           | 0                                  |
| AR           | 5019               | Clark County        | 106                          | 0                                  |
| AR           | 5021               | Clay County         | 130                          | 28                                 |
| AR           | 5023               | Cleburne County     | 39                           | 0                                  |
| AR           | 5025               | Cleveland County    | 108                          | 0                                  |
| AR           | 5027               | Columbia County     | 134                          | 0                                  |
| AR           | 5029               | Conway County       | 75                           | 20                                 |
| AR           | 5031               | Craighead County    | 298                          | 0                                  |
| AR           | 5033               | Crawford County     | 144                          | 0                                  |
| AR           | 5035               | Crittenden County   | 250                          | 0                                  |
| AR           | 5037               | Cross County        | 120                          | 0                                  |
| AR           | 5039               | Dallas County       | 64                           | 0                                  |
| AR           | 5041               | Desha County        | 89                           | 18                                 |
| AR           | 5043               | Drew County         | 70                           | 0                                  |
| AR           | 5045               | Faulkner County     | 122                          | 0                                  |
| AR           | 5047               | Franklin County     | 50                           | 12                                 |
| AR           | 5049               | Fulton County       | 54                           | 0                                  |
| AR           | 5051               | Garland County      | 223                          | 0                                  |
| AR           | 5051               | Garland             |                              | 60                                 |
| AR           | 5053               | Grant County        | 20                           | 0                                  |
| AR           | 5055               | Greene County       | 110                          | 0                                  |
| AR           | 5057               | Hempstead County    | 60                           | 0                                  |
| AR           | 5059               | Hot Spring County   | 154                          | 0                                  |
| AR           | 5061               | Howard County       | 39                           | 0                                  |
| AR           | 5063               | Independence County | 106                          | 0                                  |
| AR           | 5065               | Izard County        | 54                           | 0                                  |
| AR           | 5067               | Jackson County      | 158                          | 0                                  |
| AR           | 5069               | Jefferson County    | 497                          | 0                                  |
| AR           | 5071               | Johnson County      | 111                          | 36                                 |
| AR           | 5073               | Lafayette County    | 93                           | 0                                  |
| AR           | 5075               | Lawrence County     | 93                           | 12                                 |
| AR           | 5077               | Lee County          | 70                           | 0                                  |
| AR           | 5079               | Lincoln County      | 66                           | 8                                  |
| AR           | 5081               | Little River County | 57                           | 0                                  |
| AR           | 5083               | Logan County        | 83                           | 28                                 |
| AR           | 5085               | Lonoke County       | 106                          | 8                                  |
| AR           | 5087               | Madison County      | 81                           | 0                                  |
| AR           | 5089               | Marion County       | 70                           | 0                                  |
| AR           | 5091               | Miller County       | 93                           | 0                                  |
| AR           | 5093               | Mississippi County  | 650                          | 168                                |
| AR           | 5095               | Monroe County       | 78                           | 0                                  |
| AR           | 5097               | Montgomery County   | 20                           | 0                                  |
| AR           | 5099               | Nevada County       | 74                           | 0                                  |
| AR           | 5101               | Newton County       | 72                           | 0                                  |
| AR           | 5101               | Newton County       |                              | 52                                 |
| AR           | 5103               | Ouachita County     | 174                          | 0                                  |

| <b>State</b> | <b>Cty. Code #</b> | <b>County</b>      | <b>Head Start Enrollment</b> | <b>Early Head Start Enrollment</b> |
|--------------|--------------------|--------------------|------------------------------|------------------------------------|
| AR           | 5105               | Perry County       | 22                           | 4                                  |
| AR           | 5107               | Phillips County    | 308                          | 0                                  |
| AR           | 5109               | Pike County        | 95                           | 0                                  |
| AR           | 5111               | Poinsett County    | 155                          | 0                                  |
| AR           | 5113               | Polk County        | 99                           | 8                                  |
| AR           | 5115               | Pope County        | 194                          | 16                                 |
| AR           | 5117               | Prairie County     | 46                           | 0                                  |
| AR           | 5119               | Pulaski County     | 1,090                        | 40                                 |
| AR           | 5119               | Pulaski County     |                              | 48                                 |
| AR           | 5121               | Randolph County    | 119                          | 16                                 |
| AR           | 5123               | St. Francis County | 160                          | 0                                  |
| AR           | 5125               | Saline County      | 148                          | 0                                  |
| AR           | 5127               | Scott County       | 46                           | 8                                  |
| AR           | 5129               | Searcy County      | 70                           | 0                                  |
| AR           | 5131               | Sebastian County   | 278                          | 36                                 |
| AR           | 5133               | Sevier County      | 38                           | 0                                  |
| AR           | 5135               | Sharp County       | 72                           | 0                                  |
| AR           | 5137               | Stone County       | 18                           | 0                                  |
| AR           | 5139               | Union County       | 232                          | 0                                  |
| AR           | 5141               | Van Buren County   | 60                           | 0                                  |
| AR           | 5143               | Washington County  | 333                          | 16                                 |
| AR           | 5145               | White County       | 164                          | 0                                  |
| AR           | 5147               | Woodruff County    | 94                           | 0                                  |
| AR           | 5149               | Yell County        | 105                          | 16                                 |
| AS           | 60001              | American Samoa     | 1,532                        | 0                                  |
| AZ           | 4001               | Apache County      | 127                          | 11                                 |
| AZ           | 4003               | Cochise County     | 329                          | 80                                 |
| AZ           | 4005               | Coconino County    | 476                          | 27                                 |
| AZ           | 4007               | Gila County        | 139                          | 16                                 |
| AZ           | 4009               | Graham County      | 178                          | 70                                 |
| AZ           | 4011               | Greenlee County    | 20                           | 20                                 |
| AZ           | 4012               | La Paz County      | 23                           | 0                                  |
| AZ           | 4013               | Maricopa County    | 6,360                        | 475                                |
| AZ           | 4015               | Mohave County      | 330                          | 0                                  |
| AZ           | 4017               | Navajo County      | 459                          | 22                                 |
| AZ           | 4019               | Pima County        | 1,495                        | 220                                |
| AZ           | 4021               | Pinal County       | 711                          | 30                                 |
| AZ           | 4023               | Santa Cruz County  | 263                          | 40                                 |
| AZ           | 4025               | Yavapai County     | 523                          | 64                                 |
| AZ           | 4027               | Yuma County        | 707                          | 0                                  |
| CA           | 6001               | Alameda County     | 3101                         | 421                                |
| CA           | 6005               | Amador County      | 52                           | 0                                  |

| <b>State</b> | <b>Cty. Code #</b> | <b>County</b>          | <b>Head Start Enrollment</b> | <b>Early Head Start Enrollment</b> |
|--------------|--------------------|------------------------|------------------------------|------------------------------------|
| CA           | 6007               | Butte County           | 598                          | 64                                 |
| CA           | 6009               | Calaveras County       | 179                          | 86                                 |
| CA           | 6011               | Colusa County          | 181                          | 60                                 |
| CA           | 6013               | Contra Costa County    | 1816                         | 204                                |
| CA           | 6015               | Del Norte County       | 77                           | 38                                 |
| CA           | 6017               | El Dorado County       | 373                          | 125                                |
| CA           | 6019               | Fresno County          | 3019                         | 155                                |
| CA           | 6021               | Glenn County           | 181                          | 63                                 |
| CA           | 6023               | Humboldt County        | 454                          | 90                                 |
| CA           | 6025               | Imperial County        | 547                          | 0                                  |
| CA           | 6027               | Inyo County            | 56                           | 0                                  |
| CA           | 6029               | Kern County            | 2356                         | 244                                |
| CA           | 6031               | Kings County           | 499                          | 50                                 |
| CA           | 6033               | Lake County            | 102                          | 74                                 |
| CA           | 6035               | Lassen County          | 119                          | 0                                  |
| CA           | 6037               | Los Angeles County     | 29703                        | 1787                               |
| CA           | 6039               | Mariposa County        | 54                           | 0                                  |
| CA           | 6041               | Marin County           | 241                          | 99                                 |
| CA           | 6043               | Madera County          | 318                          | 0                                  |
| CA           | 6045               | Mendocino County       | 266                          | 52                                 |
| CA           | 6047               | Merced County          | 1060                         | 0                                  |
| CA           | 6049               | Modoc County           | 33                           | 104                                |
| CA           | 6051               | Mono County            | 42                           | 0                                  |
| CA           | 6053               | Monterey County        | 1165                         | 80                                 |
| CA           | 6055               | Napa County            | 237                          | 48                                 |
| CA           | 6057               | Nevada County          | 126                          | 51                                 |
| CA           | 6059               | Orange County          | 3931                         | 60                                 |
| CA           | 6061               | Placer County          | 327                          | 76                                 |
| CA           | 6063               | Plumas County          | 58                           | 0                                  |
| CA           | 6065               | Riverside County       | 3248                         | 186                                |
| CA           | 6067               | Sacramento County      | 5389                         | 457                                |
| CA           | 6069               | San Benito County      | 8                            | 0                                  |
| CA           | 6071               | San Bernardino County  | 4318                         | 192                                |
| CA           | 6073               | San Diego County       | 10488                        | 795                                |
| CA           | 6075               | San Francisco County   | 1404                         | 184                                |
| CA           | 6077               | San Joaquin County     | 2631                         | 340                                |
| CA           | 6079               | San Luis Obispo County | 387                          | 76                                 |
| CA           | 6081               | San Mateo County       | 632                          | 98                                 |
| CA           | 6083               | Santa Barbara County   | 990                          | 108                                |
| CA           | 6085               | Santa Clara County     | 2350                         | 88                                 |
| CA           | 6087               | Santa Cruz County      | 421                          | 42                                 |
| CA           | 6089               | Shasta County          | 523                          | 154                                |
| CA           | 6091               | Sierra County          | 11                           | 0                                  |
| CA           | 6093               | Siskiyou County        | 78                           | 80                                 |
| CA           | 6095               | Solano County          | 658                          | 16                                 |
| CA           | 6097               | Sonoma County          | 520                          | 32                                 |
| CA           | 6099               | Stanislaus County      | 1695                         | 127                                |

| <b>State</b> | <b>Cty. Code #</b> | <b>County</b>      | <b>Head Start Enrollment</b> | <b>Early Head Start Enrollment</b> |
|--------------|--------------------|--------------------|------------------------------|------------------------------------|
| CA           | 6101               | Sutter County      | 222                          | 50                                 |
| CA           | 6103               | Tehama County      | 236                          | 0                                  |
| CA           | 6105               | Trinity County     | 71                           | 22                                 |
| CA           | 6107               | Tulare County      | 1766                         | 200                                |
| CA           | 6109               | Tuolumne County    | 164                          | 0                                  |
| CA           | 6111               | Ventura County     | 1066                         | 160                                |
| CA           | 6113               | Yolo County        | 319                          | 84                                 |
| CA           | 6115               | Yuba County        | 248                          | 80                                 |
| CO           | 8001               | Adams County       | 690                          | 29                                 |
| CO           | 8003               | Alamosa County     | 161                          |                                    |
| CO           | 8005               | Arapahoe County    | 387                          | 31                                 |
| CO           | 8007               | Archuleta County   | 40                           |                                    |
| CO           | 8009               | Baca County        | 0                            |                                    |
| CO           | 8011               | Bent County        | 66                           |                                    |
| CO           | 8013               | Boulder County     | 315                          |                                    |
| CO           | 8015               | Chaffee County     | 56                           |                                    |
| CO           | 8017               | Cheyenne County    | 0                            |                                    |
| CO           | 8019               | Clear Creek County | 20                           |                                    |
| CO           | 8021               | Conejos County     | 140                          |                                    |
| CO           | 8023               | Costilla County    | 63                           |                                    |
| CO           | 8025               | Crowley County     | 54                           | 5                                  |
| CO           | 8027               | Custer County      | 0                            |                                    |
| CO           | 8029               | Delta County       | 68                           |                                    |
| CO           | 8031               | Denver County      | 1,849                        | 257                                |
| CO           | 8033               | Dolores County     | 0                            |                                    |
| CO           | 8035               | Douglas County     | 0                            |                                    |
| CO           | 8037               | Eagle County       | 69                           | 45                                 |
| CO           | 8039               | Elbert County      | 1                            |                                    |
| CO           | 8041               | El Paso County     | 921                          | 135                                |
| CO           | 8043               | Fremont County     | 175                          | 65                                 |
| CO           | 8045               | Garfield County    | 88                           |                                    |
| CO           | 8047               | Gilpin County      | 2                            |                                    |
| CO           | 8049               | Grand County       | 0                            |                                    |
| CO           | 8051               | Gunnison County    | 0                            |                                    |
| CO           | 8053               | Hinsdale County    | 0                            |                                    |
| CO           | 8055               | Huerfano County    | 71                           |                                    |
| CO           | 8057               | Jackson County     | 0                            |                                    |
| CO           | 8059               | Jefferson County   | 514                          |                                    |
| CO           | 8061               | Kiowa County       | 0                            |                                    |
| CO           | 8063               | Kit Carson County  | 0                            |                                    |
| CO           | 8065               | Lake County        | 68                           |                                    |
| CO           | 8067               | La Plata County    | 99                           | 28                                 |
| CO           | 8069               | Larimer County     | 405                          | 108                                |
| CO           | 8071               | Las Animas County  | 173                          |                                    |
| CO           | 8073               | Lincoln County     | 44                           |                                    |
| CO           | 8075               | Logan County       | 68                           |                                    |

| <b>State</b> | <b>Cty. Code #</b> | <b>County</b>        | <b>Head Start Enrollment</b> | <b>Early Head Start Enrollment</b> |
|--------------|--------------------|----------------------|------------------------------|------------------------------------|
| CO           | 8077               | Mesa County          | 235                          |                                    |
| CO           | 8079               | Mineral County       | 0                            |                                    |
| CO           | 8081               | Moffat County        | 34                           |                                    |
| CO           | 8083               | Montezuma County     | 90                           |                                    |
| CO           | 8085               | Montrose County      | 102                          |                                    |
| CO           | 8087               | Morgan County        | 168                          |                                    |
| CO           | 8089               | Otero County         | 190                          | 35                                 |
| CO           | 8091               | Ouray County         | 0                            |                                    |
| CO           | 8093               | Park County          | 13                           |                                    |
| CO           | 8095               | Phillips County      | 0                            |                                    |
| CO           | 8097               | Pitkin County        | 0                            |                                    |
| CO           | 8099               | Prowers County       | 66                           |                                    |
| CO           | 8101               | Pueblo County        | 484                          |                                    |
| CO           | 8103               | Rio Blanco County    | 0                            |                                    |
| CO           | 8105               | Rio Grande County    | 189                          |                                    |
| CO           | 8107               | Routt County         | 0                            |                                    |
| CO           | 8109               | Saguache County      | 92                           |                                    |
| CO           | 8111               | San Juan County      | 0                            |                                    |
| CO           | 8113               | San Miguel County    | 0                            |                                    |
| CO           | 8115               | Sedgwick County      | 0                            |                                    |
| CO           | 8117               | Summit County        | 0                            |                                    |
| CO           | 8119               | Teller County        | 0                            |                                    |
| CO           | 8121               | Washington County    | 42                           |                                    |
| CO           | 8123               | Weld County          | 547                          |                                    |
| CO           | 8125               | Yuma County          | 34                           |                                    |
| CT           | 9001               | Fairfield            | 1831                         | 92                                 |
| CT           | 9003               | Hartford             | 1700                         | 0                                  |
| CT           | 9005               | Litchfield           | 207                          | 32                                 |
| CT           | 9007               | Middlesex            | 170                          | 32                                 |
| CT           | 9009               | New Haven            | 1883                         | 120                                |
| CT           | 9011               | New London           | 499                          | 0                                  |
| CT           | 9013               | Tolland              | 72                           | 48                                 |
| CT           | 9015               | Windham              | 328                          | 115                                |
| DC           | 11001              | District of Columbia | 3,112                        | 291                                |
| DE           | 10001              | Kent County          | 194                          |                                    |
| DE           | 10003              | New Castle County    | 1,008                        | 135                                |
| DE           | 10005              | Sussex County        | 375                          | 38                                 |
| FL           | 12001              | Alachua County       | 640                          | 75                                 |
| FL           | 12003              | Baker County         | 83                           | 32                                 |
| FL           | 12005              | Bay County           | 391                          | 104                                |
| FL           | 12007              | Bradford County      | 70                           |                                    |
| FL           | 12009              | Brevard County       | 624                          | 120                                |
| FL           | 12011              | Broward County       | 2,040                        | 80                                 |

| <b>State</b> | <b>Cty. Code #</b> | <b>County</b>       | <b>Head Start Enrollment</b> | <b>Early Head Start Enrollment</b> |
|--------------|--------------------|---------------------|------------------------------|------------------------------------|
| FL           | 12013              | Calhoun County      | 20                           |                                    |
| FL           | 12015              | Charlotte County    | 295                          | 60                                 |
| FL           | 12017              | Citrus County       | 112                          | 24                                 |
| FL           | 12019              | Clay County         | 137                          |                                    |
| FL           | 12021              | Collier County      | 413                          | 32                                 |
| FL           | 12023              | Columbia County     | 153                          | 65                                 |
| FL           | 12025              | Dade County         | 6,210                        | 318                                |
| FL           | 12027              | DeSoto County       | 88                           | 52                                 |
| FL           | 12029              | Dixie County        | 37                           | 24                                 |
| FL           | 12031              | Duval County        | 2,020                        |                                    |
| FL           | 12033              | Escambia County     | 894                          |                                    |
| FL           | 12035              | Flagler County      | 36                           |                                    |
| FL           | 12037              | Franklin County     | 34                           | 24                                 |
| FL           | 12039              | Gadsden County      | 259                          | 68                                 |
| FL           | 12041              | Gilchrist County    | 40                           | 12                                 |
| FL           | 12043              | Glades County       | 65                           | 32                                 |
| FL           | 12045              | Gulf County         | 40                           | 100                                |
| FL           | 12047              | Hamilton County     | 46                           | 47                                 |
| FL           | 12049              | Hardee County       | 124                          | 41                                 |
| FL           | 12051              | Hendry County       | 209                          | 25                                 |
| FL           | 12053              | Hernando County     | 267                          |                                    |
| FL           | 12055              | Highlands County    | 236                          | 73                                 |
| FL           | 12057              | Hillsborough County | 2,956                        | 115                                |
| FL           | 12059              | Holmes County       | 57                           |                                    |
| FL           | 12061              | Indian River County | 240                          |                                    |
| FL           | 12063              | Jackson County      | 211                          | 30                                 |
| FL           | 12065              | Jefferson County    | 52                           | 44                                 |
| FL           | 12067              | Lafayette County    | 32                           |                                    |
| FL           | 12069              | Lake County         | 325                          | 60                                 |
| FL           | 12071              | Lee County          | 652                          | 48                                 |
| FL           | 12073              | Leon County         | 292                          | 96                                 |
| FL           | 12075              | Levy County         | 191                          | 70                                 |
| FL           | 12077              | Liberty County      | 20                           |                                    |
| FL           | 12079              | Madison County      | 40                           | 90                                 |
| FL           | 12081              | Manatee County      | 616                          | 50                                 |
| FL           | 12083              | Marion County       | 527                          | 100                                |
| FL           | 12085              | Martin County       | 262                          | 40                                 |
| FL           | 12087              | Monroe County       | 215                          |                                    |
| FL           | 12089              | Nassau County       | 80                           |                                    |
| FL           | 12091              | Okaloosa County     | 260                          | 80                                 |
| FL           | 12093              | Okeechobee County   | 100                          |                                    |
| FL           | 12095              | Orange County       | 1,536                        |                                    |
| FL           | 12097              | Osceola County      | 207                          |                                    |
| FL           | 12099              | Palm Beach County   | 2,043                        | 180                                |
| FL           | 12101              | Pasco County        | 643                          | 80                                 |
| FL           | 12103              | Pinellas County     | 1,615                        | 32                                 |
| FL           | 12105              | Polk County         | 942                          |                                    |



| <b>State</b> | <b>Cty. Code #</b> | <b>County</b>        | <b>Head Start Enrollment</b> | <b>Early Head Start Enrollment</b> |
|--------------|--------------------|----------------------|------------------------------|------------------------------------|
| FL           | 12107              | Putnam County        | 194                          | 88                                 |
| FL           | 12109              | St. Johns County     | 135                          |                                    |
| FL           | 12111              | St. Lucie County     | 691                          | 40                                 |
| FL           | 12113              | Santa Rosa County    | 240                          | 40                                 |
| FL           | 12115              | Sarasota County      | 292                          | 96                                 |
| FL           | 12117              | Seminole County      | 319                          |                                    |
| FL           | 12119              | Sumter County        | 91                           |                                    |
| FL           | 12121              | Suwannee County      | 87                           |                                    |
| FL           | 12123              | Taylor County        | 170                          |                                    |
| FL           | 12125              | Union County         | 20                           |                                    |
| FL           | 12127              | Volusia County       | 617                          | 48                                 |
| FL           | 12129              | Wakulla County       | 40                           |                                    |
| FL           | 12131              | Walton County        | 72                           |                                    |
| FL           | 12133              | Washington County    | 74                           |                                    |
|              |                    |                      |                              |                                    |
| GA           | 13001              | Appling County       | 60                           |                                    |
| GA           | 13003              | Atkinson County      | 54                           |                                    |
| GA           | 13005              | Bacon County         | 38                           | 16                                 |
| GA           | 13007              | Baker County         | 60                           |                                    |
| GA           | 13009              | Baldwin County       | 210                          |                                    |
| GA           | 13011              | Banks County         | 60                           |                                    |
| GA           | 13013              | Barrow County        | 80                           |                                    |
| GA           | 13015              | Bartow County        | 95                           |                                    |
| GA           | 13017              | Ben Hill County      | 80                           |                                    |
| GA           | 13019              | Berrien County       | 77                           |                                    |
| GA           | 13021              | Bibb County          | 706                          |                                    |
| GA           | 13023              | Bleckley County      | 34                           |                                    |
| GA           | 13025              | Brantley County      | 32                           |                                    |
| GA           | 13027              | Brooks County        | 60                           |                                    |
| GA           | 13029              | Bryan County         | 72                           |                                    |
| GA           | 13031              | Bulloch County       | 95                           |                                    |
| GA           | 13033              | Burke County         | 94                           |                                    |
| GA           | 13035              | Butts County         | 73                           |                                    |
| GA           | 13037              | Calhoun County       | 80                           | 20                                 |
| GA           | 13039              | Camden County        | 49                           |                                    |
| GA           | 13043              | Candler County       | 32                           |                                    |
| GA           | 13045              | Carroll County       | 189                          | 54                                 |
| GA           | 13047              | Catoosa County       | 94                           | 24                                 |
| GA           | 13049              | Charlton County      | 60                           |                                    |
| GA           | 13051              | Chatham County       | 746                          | 75                                 |
| GA           | 13053              | Chattahoochee County | 33                           |                                    |
| GA           | 13055              | Chattooga County     | 88                           | 48                                 |
| GA           | 13057              | Cherokee County      | 93                           |                                    |
| GA           | 13059              | Clarke County        | 104                          | 240                                |
| GA           | 13061              | Clay County          | 34                           |                                    |
| GA           | 13063              | Clayton County       | 352                          | 12                                 |
| GA           | 13065              | Clinch County        | 60                           |                                    |

| <b>State</b> | <b>Cty. Code #</b> | <b>County</b>     | <b>Head Start Enrollment</b> | <b>Early Head Start Enrollment</b> |
|--------------|--------------------|-------------------|------------------------------|------------------------------------|
| GA           | 13067              | Cobb County       |                              | 8                                  |
| GA           | 13069              | Coffee County     | 155                          |                                    |
| GA           | 13071              | Colquitt County   | 190                          |                                    |
| GA           | 13073              | Columbia County   | 20                           |                                    |
| GA           | 13075              | Cook County       | 80                           |                                    |
| GA           | 13077              | Coweta County     | 194                          | 12                                 |
| GA           | 13079              | Crawford County   | 68                           |                                    |
| GA           | 13081              | Crisp County      | 122                          |                                    |
| GA           | 13083              | Dade County       | 50                           | 16                                 |
| GA           | 13085              | Dawson County     | 74                           |                                    |
| GA           | 13087              | Decatur County    | 140                          |                                    |
| GA           | 13089              | DeKalb County     | 878                          | 176                                |
| GA           | 13091              | Dodge County      | 102                          |                                    |
| GA           | 13093              | Dooly County      | 100                          |                                    |
| GA           | 13095              | Dougherty County  | 713                          | 60                                 |
| GA           | 13097              | Douglas County    |                              | 16                                 |
| GA           | 13099              | Early County      | 80                           |                                    |
| GA           | 13101              | Echols County     |                              |                                    |
| GA           | 13103              | Effingham County  | 78                           |                                    |
| GA           | 13105              | Elbert County     | 116                          |                                    |
| GA           | 13107              | Emanuel County    | 111                          | 70                                 |
| GA           | 13109              | Evans County      | 57                           |                                    |
| GA           | 13111              | Fannin County     | 93                           |                                    |
| GA           | 13113              | Fayette County    | 161                          |                                    |
| GA           | 13115              | Floyd County      | 165                          |                                    |
| GA           | 13117              | Forsyth County    | 76                           | 16                                 |
| GA           | 13119              | Franklin County   | 84                           |                                    |
| GA           | 13121              | Fulton County     | 2,582                        | 404                                |
| GA           | 13123              | Gilmer County     | 74                           |                                    |
| GA           | 13125              | Glascocock County | 17                           |                                    |
| GA           | 13127              | Glynn County      | 280                          |                                    |
| GA           | 13129              | Gordon County     | 91                           |                                    |
| GA           | 13131              | Grady County      | 90                           |                                    |
| GA           | 13133              | Greene County     | 80                           | 32                                 |
| GA           | 13135              | Gwinnett County   |                              | 24                                 |
| GA           | 13137              | Habersham County  | 80                           |                                    |
| GA           | 13139              | Hall County       |                              |                                    |
| GA           | 13141              | Hancock County    | 200                          |                                    |
| GA           | 13143              | Haralson County   | 45                           |                                    |
| GA           | 13145              | Harris County     | 34                           | 22                                 |
| GA           | 13147              | Hart County       |                              |                                    |
| GA           | 13149              | Heard County      | 34                           |                                    |
| GA           | 13151              | Henry County      | 54                           |                                    |
| GA           | 13153              | Houston County    | 187                          |                                    |
| GA           | 13155              | Irwin County      | 40                           |                                    |
| GA           | 13157              | Jackson County    | 80                           |                                    |
| GA           | 13159              | Jasper County     | 82                           |                                    |

| <b>State</b> | <b>Cty. Code #</b> | <b>County</b>     | <b>Head Start Enrollment</b> | <b>Early Head Start Enrollment</b> |
|--------------|--------------------|-------------------|------------------------------|------------------------------------|
| GA           | 13161              | Jeff Davis County |                              |                                    |
| GA           | 13163              | Jefferson County  | 145                          |                                    |
| GA           | 13165              | Jenkins County    | 57                           |                                    |
| GA           | 13167              | Johnson County    | 60                           |                                    |
| GA           | 13169              | Jones County      | 51                           |                                    |
| GA           | 13171              | Lamar County      |                              |                                    |
| GA           | 13173              | Lanier County     | 57                           |                                    |
| GA           | 13175              | Laurens County    | 136                          |                                    |
| GA           | 13177              | Lee County        | 60                           |                                    |
| GA           | 13179              | Liberty County    | 174                          |                                    |
| GA           | 13181              | Lincoln County    | 17                           |                                    |
| GA           | 13183              | Long County       | 40                           |                                    |
| GA           | 13185              | Lowndes County    | 327                          |                                    |
| GA           | 13187              | Lumpkin County    |                              |                                    |
| GA           | 13189              | McDuffie County   | 74                           |                                    |
| GA           | 13191              | McIntosh County   | 40                           |                                    |
| GA           | 13193              | Macon County      | 120                          |                                    |
| GA           | 13195              | Madison County    | 80                           |                                    |
| GA           | 13197              | Marion County     | 70                           | 20                                 |
| GA           | 13199              | Meriwether County | 117                          | 38                                 |
| GA           | 13201              | Miller County     | 40                           |                                    |
| GA           | 13205              | Mitchell County   | 60                           | 20                                 |
| GA           | 13207              | Monroe County     | 54                           |                                    |
| GA           | 13209              | Montgomery County | 34                           |                                    |
| GA           | 13211              | Morgan County     | 74                           | 24                                 |
| GA           | 13213              | Murray County     | 54                           | 16                                 |
| GA           | 13215              | Muscogee County   | 719                          |                                    |
| GA           | 13217              | Newton County     | 148                          |                                    |
| GA           | 13219              | Oconee County     | 60                           |                                    |
| GA           | 13221              | Oglethorpe County | 40                           |                                    |
| GA           | 13223              | Paulding County   | 116                          |                                    |
| GA           | 13225              | Peach County      | 102                          |                                    |
| GA           | 13227              | Pickens County    |                              |                                    |
| GA           | 13229              | Pierce County     |                              |                                    |
| GA           | 13231              | Pike County       | 40                           |                                    |
| GA           | 13233              | Polk County       | 125                          |                                    |
| GA           | 13235              | Pulaski County    | 51                           |                                    |
| GA           | 13237              | Putnam County     | 181                          |                                    |
| GA           | 13239              | Quitman County    |                              |                                    |
| GA           | 13241              | Rabun County      |                              |                                    |
| GA           | 13243              | Randolph County   | 125                          |                                    |
| GA           | 13245              | Richmond County   | 792                          |                                    |
| GA           | 13247              | Rockdale County   | 165                          |                                    |
| GA           | 13249              | Schley County     | 40                           |                                    |
| GA           | 13251              | Screven County    | 74                           |                                    |
| GA           | 13253              | Seminole County   |                              |                                    |
| GA           | 13255              | Spalding County   | 57                           |                                    |

| <b>State</b> | <b>Cty. Code #</b> | <b>County</b>     | <b>Head Start Enrollment</b> | <b>Early Head Start Enrollment</b> |
|--------------|--------------------|-------------------|------------------------------|------------------------------------|
| GA           | 13257              | Stephens County   |                              |                                    |
| GA           | 13259              | Stewart County    | 45                           |                                    |
| GA           | 13261              | Sumter County     |                              | 75                                 |
| GA           | 13263              | Talbot County     | 51                           |                                    |
| GA           | 13265              | Taliaferro County |                              |                                    |
| GA           | 13267              | Tattnall County   |                              |                                    |
| GA           | 13269              | Taylor County     | 20                           |                                    |
| GA           | 13271              | Telfair County    | 102                          |                                    |
| GA           | 13273              | Terrell County    |                              |                                    |
| GA           | 13275              | Thomas County     |                              |                                    |
| GA           | 13277              | Tift County       | 135                          |                                    |
| GA           | 13279              | Toombs County     |                              |                                    |
| GA           | 13281              | Towns County      |                              |                                    |
| GA           | 13283              | Treutlen County   | 51                           |                                    |
| GA           | 13285              | Troup County      | 276                          | 22                                 |
| GA           | 13287              | Turner County     | 56                           |                                    |
| GA           | 13289              | Twiggs County     | 51                           |                                    |
| GA           | 13291              | Union County      |                              |                                    |
| GA           | 13293              | Upson County      | 57                           |                                    |
| GA           | 13295              | Walker County     | 223                          | 24                                 |
| GA           | 13297              | Walton County     | 80                           |                                    |
| GA           | 13299              | Ware County       |                              |                                    |
| GA           | 13301              | Warren County     | 37                           |                                    |
| GA           | 13303              | Washington County | 277                          |                                    |
| GA           | 13305              | Wayne County      | 102                          |                                    |
| GA           | 13307              | Webster County    |                              |                                    |
| GA           | 13309              | Wheeler County    | 34                           |                                    |
| GA           | 13311              | White County      |                              |                                    |
| GA           | 13313              | Whitfield County  | 286                          | 56                                 |
| GA           | 13315              | Wilcox County     | 68                           |                                    |
| GA           | 13317              | Wilkes County     | 34                           |                                    |
| GA           | 13319              | Wilkinson County  | 51                           |                                    |
| GA           | 13321              | Worth County      |                              |                                    |
| GU           | 66001              | Guam              | 440                          | 0                                  |
| HI           | 15001              | Hawaii County     | 376                          |                                    |
| HI           | 15003              | Honolulu County   | 1851                         | 322                                |
| HI           | 15007              | Kauai County      | 161                          |                                    |
| HI           | 15009              | Maui County       | 298                          | 65                                 |
| IA           | 19001              | Adair County      | 0                            | 0                                  |
| IA           | 19003              | Adams County      | 20                           | 0                                  |
| IA           | 19005              | Allamakee County  | 19                           | 40                                 |
| IA           | 19007              | Appanoose County  | 53                           | 0                                  |
| IA           | 19009              | Audubon County    | 19                           | 0                                  |
| IA           | 19011              | Benton County     | 52                           | 0                                  |

| <b>State</b> | <b>Cty. Code #</b> | <b>County</b>      | <b>Head Start Enrollment</b> | <b>Early Head Start Enrollment</b> |
|--------------|--------------------|--------------------|------------------------------|------------------------------------|
| IA           | 19013              | Black Hawk County  | 488                          | 265                                |
| IA           | 19015              | Boone County       | 41                           | 0                                  |
| IA           | 19017              | Bremer County      | 36                           | 0                                  |
| IA           | 19019              | Buchanan County    | 60                           | 0                                  |
| IA           | 19021              | Buena Vista County | 93                           | 0                                  |
| IA           | 19023              | Butler County      | 34                           | 0                                  |
| IA           | 19025              | Calhoun County     | 19                           | 0                                  |
| IA           | 19027              | Carroll County     | 56                           | 12                                 |
| IA           | 19029              | Cass County        | 36                           | 0                                  |
| IA           | 19031              | Cedar County       | 34                           | 0                                  |
| IA           | 19033              | Cerro Gordo County | 118                          | 0                                  |
| IA           | 19035              | Cherokee County    | 40                           | 15                                 |
| IA           | 19037              | Chickasaw County   | 16                           | 0                                  |
| IA           | 19039              | Clarke County      | 44                           | 20                                 |
| IA           | 19041              | Clay County        | 50                           | 96                                 |
| IA           | 19043              | Clayton County     | 64                           | 40                                 |
| IA           | 19045              | Clinton County     | 113                          | 0                                  |
| IA           | 19047              | Crawford County    | 84                           | 0                                  |
| IA           | 19049              | Dallas County      | 77                           | 12                                 |
| IA           | 19051              | Davis County       | 18                           | 0                                  |
| IA           | 19053              | Decatur County     | 42                           | 20                                 |
| IA           | 19055              | Delaware County    | 53                           | 0                                  |
| IA           | 19057              | Des Moines County  | 136                          | 22                                 |
| IA           | 19059              | Dickinson County   | 24                           | 0                                  |
| IA           | 19061              | Dubuque County     | 178                          | 0                                  |
| IA           | 19063              | Emmet County       | 42                           | 0                                  |
| IA           | 19065              | Fayette County     | 64                           | 0                                  |
| IA           | 19067              | Floyd County       | 37                           | 0                                  |
| IA           | 19069              | Franklin County    | 33                           | 0                                  |
| IA           | 19071              | Fremont County     | 20                           | 0                                  |
| IA           | 19073              | Greene County      | 38                           | 6                                  |
| IA           | 19075              | Grundy County      | 20                           | 0                                  |
| IA           | 19077              | Guthrie County     | 19                           | 6                                  |
| IA           | 19079              | Hamilton County    | 28                           | 12                                 |
| IA           | 19081              | Hancock County     | 15                           | 0                                  |
| IA           | 19083              | Hardin County      | 49                           | 18                                 |
| IA           | 19085              | Harrison County    | 40                           | 0                                  |
| IA           | 19087              | Henry County       | 50                           | 16                                 |
| IA           | 19089              | Howard County      | 32                           | 0                                  |
| IA           | 19091              | Humboldt County    | 18                           | 8                                  |
| IA           | 19093              | Ida County         | 40                           | 0                                  |
| IA           | 19095              | Iowa County        | 32                           | 0                                  |
| IA           | 19097              | Jackson County     | 53                           | 0                                  |
| IA           | 19099              | Jasper County      | 18                           | 0                                  |
| IA           | 19101              | Jefferson County   | 36                           | 0                                  |
| IA           | 19103              | Johnson County     | 119                          | 0                                  |
| IA           | 19105              | Jones County       | 51                           | 0                                  |

| <b>State</b> | <b>Cty. Code #</b> | <b>County</b>        | <b>Head Start Enrollment</b> | <b>Early Head Start Enrollment</b> |
|--------------|--------------------|----------------------|------------------------------|------------------------------------|
| IA           | 19107              | Keokuk County        | 25                           | 0                                  |
| IA           | 19109              | Kossuth County       | 33                           | 0                                  |
| IA           | 19111              | Lee County           | 122                          | 26                                 |
| IA           | 19113              | Linn County          | 374                          | 72                                 |
| IA           | 19115              | Louisa County        | 36                           | 8                                  |
| IA           | 19117              | Lucas County         | 44                           | 0                                  |
| IA           | 19119              | Lyon County          | 20                           | 0                                  |
| IA           | 19121              | Madison County       | 29                           | 0                                  |
| IA           | 19123              | Mahaska County       | 53                           | 0                                  |
| IA           | 19125              | Marion County        | 34                           | 0                                  |
| IA           | 19127              | Marshall County      | 136                          | 16                                 |
| IA           | 19129              | Mills County         | 37                           | 0                                  |
| IA           | 19131              | Mitchell County      | 17                           | 0                                  |
| IA           | 19133              | Monona County        | 57                           | 0                                  |
| IA           | 19135              | Monroe County        | 42                           | 0                                  |
| IA           | 19137              | Montgomery County    | 38                           | 0                                  |
| IA           | 19139              | Muscatine County     | 70                           | 0                                  |
| IA           | 19141              | O'Brien County       | 55                           | 0                                  |
| IA           | 19143              | Osceola County       | 16                           | 0                                  |
| IA           | 19145              | Page County          | 40                           | 0                                  |
| IA           | 19147              | Palo Alto County     | 33                           | 0                                  |
| IA           | 19149              | Plymouth County      | 59                           | 25                                 |
| IA           | 19151              | Pocahontas County    | 15                           | 0                                  |
| IA           | 19153              | Polk County          | 743                          | 100                                |
| IA           | 19155              | Pottawattamie County | 105                          | 0                                  |
| IA           | 19157              | Poweshiek County     | 31                           | 10                                 |
| IA           | 19159              | Ringgold County      | 19                           | 0                                  |
| IA           | 19161              | Sac County           | 19                           | 0                                  |
| IA           | 19163              | Scott County         | 336                          | 40                                 |
| IA           | 19165              | Shelby County        | 35                           | 0                                  |
| IA           | 19167              | Sioux County         | 61                           | 24                                 |
| IA           | 19169              | Story County         | 65                           | 8                                  |
| IA           | 19171              | Tama County          | 32                           | 14                                 |
| IA           | 19173              | Taylor County        | 20                           | 0                                  |
| IA           | 19175              | Union County         | 40                           | 0                                  |
| IA           | 19177              | Van Buren County     | 15                           | 0                                  |
| IA           | 19179              | Wapello County       | 84                           | 0                                  |
| IA           | 19181              | Warren County        | 51                           | 0                                  |
| IA           | 19183              | Washington County    | 42                           | 0                                  |
| IA           | 19185              | Wayne County         | 46                           | 0                                  |
| IA           | 19187              | Webster County       | 130                          | 8                                  |
| IA           | 19189              | Winnebago County     | 17                           | 0                                  |
| IA           | 19191              | Winneshiek County    | 36                           | 0                                  |
| IA           | 19193              | Woodbury County      | 344                          | 85                                 |
| IA           | 19195              | Worth County         | 16                           | 0                                  |
| IA           | 19197              | Wright County        | 18                           | 12                                 |

| <b>State</b> | <b>Cty. Code #</b> | <b>County</b>     | <b>Head Start Enrollment</b> | <b>Early Head Start Enrollment</b> |
|--------------|--------------------|-------------------|------------------------------|------------------------------------|
| ID           | 16001              | Ada County        | 339                          | 44                                 |
| ID           | 16003              | Adams County      | 16                           | 0                                  |
| ID           | 16005              | Bannock County    | 189                          | 0                                  |
| ID           | 16007              | Bear Lake County  | 10                           | 0                                  |
| ID           | 16009              | Benewah County    | 18                           | 0                                  |
| ID           | 16011              | Bingham County    | 34                           | 0                                  |
| ID           | 16013              | Blaine County     | 36                           | 0                                  |
| ID           | 16015              | Boise County      | 16                           | 0                                  |
| ID           | 16017              | Bonner County     | 56                           | 33                                 |
| ID           | 16019              | Bonneville County | 122                          | 0                                  |
| ID           | 16021              | Boundary County   | 33                           | 0                                  |
| ID           | 16025              | Camas County      | 0                            | 0                                  |
| ID           | 16027              | Canyon County     | 238                          | 34                                 |
| ID           | 16029              | Caribou County    | 27                           | 0                                  |
| ID           | 16031              | Cassia County     | 100                          | 0                                  |
| ID           | 16035              | Clearwater County | 46                           | 0                                  |
| ID           | 16039              | Elmore County     | 55                           | 0                                  |
| ID           | 16041              | Franklin County   | 44                           | 0                                  |
| ID           | 16045              | Gem County        | 52                           | 0                                  |
| ID           | 16047              | Gooding County    | 27                           | 0                                  |
| ID           | 16049              | Idaho County      | 36                           | 0                                  |
| ID           | 16053              | Jerome County     | 63                           | 0                                  |
| ID           | 16055              | Kootenai County   | 139                          | 70                                 |
| ID           | 16057              | Latah County      | 36                           | 0                                  |
| ID           | 16059              | Lemhi County      | 18                           | 0                                  |
| ID           | 16061              | Lewis County      | 29                           | 0                                  |
| ID           | 16063              | Lincoln County    | 27                           | 0                                  |
| ID           | 16067              | Minidoka County   | 68                           | 0                                  |
| ID           | 16069              | Nez Perce County  | 113                          | 15                                 |
| ID           | 16071              | Oneida County     | 0                            | 0                                  |
| ID           | 16073              | Owyhee County     | 36                           | 0                                  |
| ID           | 16075              | Payette County    | 90                           | 24                                 |
| ID           | 16077              | Power County      | 31                           | 0                                  |
| ID           | 16079              | Shoshone County   | 34                           | 0                                  |
| ID           | 16081              | Teton County      | 18                           | 0                                  |
| ID           | 16083              | Twin Falls County | 197                          | 0                                  |
| ID           | 16085              | Valley County     | 14                           | 0                                  |
| ID           | 16087              | Washington County | 36                           | 0                                  |
| IL           | 17001              | Adams County      | 355                          |                                    |
| IL           | 17003              | Alexander County  | 162                          | 22                                 |
| IL           | 17005              | Bond County       | 32                           |                                    |
| IL           | 17007              | Boone County      | 34                           |                                    |
| IL           | 17009              | Brown County      | 13                           |                                    |
| IL           | 17011              | Bureau County     | 23                           |                                    |
| IL           | 17013              | Calhoun County    | 20                           |                                    |
| IL           | 17015              | Carroll County    | 34                           |                                    |

| <b>State</b> | <b>Cty. Code #</b> | <b>County</b>     | <b>Head Start Enrollment</b> | <b>Early Head Start Enrollment</b> |
|--------------|--------------------|-------------------|------------------------------|------------------------------------|
| IL           | 17017              | Cass County       | 62                           |                                    |
| IL           | 17019              | Champaign County  | 435                          | 93                                 |
| IL           | 17021              | Christian County  | 98                           |                                    |
| IL           | 17023              | Clark County      | 49                           |                                    |
| IL           | 17025              | Clay County       | 63                           |                                    |
| IL           | 17027              | Clinton County    | 36                           |                                    |
| IL           | 17029              | Coles County      | 113                          |                                    |
| IL           | 17031              | Cook County       | 20,406                       | 1,384                              |
| IL           | 17033              | Crawford County   | 44                           |                                    |
| IL           | 17035              | Cumberland County | 44                           |                                    |
| IL           | 17037              | DeKalb County     | 121                          |                                    |
| IL           | 17039              | De Witt County    | 32                           |                                    |
| IL           | 17041              | Douglas County    | 34                           |                                    |
| IL           | 17043              | DuPage County     | 444                          | 40                                 |
| IL           | 17045              | Edgar County      | 61                           |                                    |
| IL           | 17047              | Edwards County    | 24                           | 12                                 |
| IL           | 17049              | Effingham County  | 134                          |                                    |
| IL           | 17051              | Fayette County    | 162                          |                                    |
| IL           | 17053              | Ford County       | 29                           | 10                                 |
| IL           | 17055              | Franklin County   | 161                          | 40                                 |
| IL           | 17057              | Fulton County     | 125                          |                                    |
| IL           | 17059              | Gallatin County   | 30                           | 12                                 |
| IL           | 17061              | Greene County     | 66                           |                                    |
| IL           | 17063              | Grundy County     | 35                           |                                    |
| IL           | 17065              | Hamilton County   | 35                           | 12                                 |
| IL           | 17067              | Hancock County    | 33                           | 18                                 |
| IL           | 17069              | Hardin County     | 42                           |                                    |
| IL           | 17071              | Henderson County  | 17                           |                                    |
| IL           | 17073              | Henry County      | 90                           |                                    |
| IL           | 17075              | Iroquois County   | 54                           | 10                                 |
| IL           | 17077              | Jackson County    | 222                          |                                    |
| IL           | 17079              | Jasper County     | 34                           |                                    |
| IL           | 17081              | Jefferson County  | 233                          |                                    |
| IL           | 17083              | Jersey County     | 28                           |                                    |
| IL           | 17085              | Jo Daviess County | 17                           |                                    |
| IL           | 17087              | Johnson County    | 80                           |                                    |
| IL           | 17089              | Kane County       | 665                          | 90                                 |
| IL           | 17091              | Kankakee County   | 400                          |                                    |
| IL           | 17093              | Kendall County    | 34                           |                                    |
| IL           | 17095              | Knox County       | 226                          |                                    |
| IL           | 17097              | Lake County       | 698                          | 128                                |
| IL           | 17099              | La Salle County   | 305                          |                                    |
| IL           | 17101              | Lawrence County   | 68                           |                                    |
| IL           | 17103              | Lee County        | 88                           |                                    |
| IL           | 17105              | Livingston County | 68                           |                                    |
| IL           | 17107              | Logan County      | 76                           |                                    |
| IL           | 17109              | McDonough County  | 58                           | 12                                 |



| <b>State</b> | <b>Cty. Code #</b> | <b>County</b>      | <b>Head Start Enrollment</b> | <b>Early Head Start Enrollment</b> |
|--------------|--------------------|--------------------|------------------------------|------------------------------------|
| IL           | 17111              | McHenry County     | 251                          |                                    |
| IL           | 17113              | McLean County      | 264                          |                                    |
| IL           | 17115              | Macon County       | 378                          |                                    |
| IL           | 17117              | Macoupin County    | 151                          |                                    |
| IL           | 17119              | Madison County     | 797                          | 115                                |
| IL           | 17121              | Marion County      | 221                          |                                    |
| IL           | 17123              | Marshall County    | 18                           |                                    |
| IL           | 17125              | Mason County       | 54                           |                                    |
| IL           | 17127              | Massac County      | 90                           |                                    |
| IL           | 17129              | Menard County      | 32                           |                                    |
| IL           | 17131              | Mercer County      | 28                           |                                    |
| IL           | 17133              | Monroe County      | 20                           |                                    |
| IL           | 17135              | Montgomery County  | 52                           |                                    |
| IL           | 17137              | Morgan County      | 140                          |                                    |
| IL           | 17139              | Moultrie County    | 34                           |                                    |
| IL           | 17141              | Ogle County        | 86                           |                                    |
| IL           | 17143              | Peoria County      | 670                          | 75                                 |
| IL           | 17145              | Perry County       | 120                          |                                    |
| IL           | 17147              | Piatt County       | 19                           |                                    |
| IL           | 17149              | Pike County        | 66                           | 22                                 |
| IL           | 17151              | Pope County        | 26                           |                                    |
| IL           | 17153              | Pulaski County     | 97                           | 40                                 |
| IL           | 17155              | Putnam County      | 18                           |                                    |
| IL           | 17157              | Randolph County    | 168                          |                                    |
| IL           | 17159              | Richland County    | 68                           |                                    |
| IL           | 17161              | Rock Island County | 317                          |                                    |
| IL           | 17163              | St. Clair County   | 1,478                        | 136                                |
| IL           | 17165              | Saline County      | 152                          | 32                                 |
| IL           | 17167              | Sangamon County    | 479                          | 96                                 |
| IL           | 17169              | Schuyler County    | 15                           |                                    |
| IL           | 17171              | Scott County       | 7                            |                                    |
| IL           | 17173              | Shelby County      | 52                           |                                    |
| IL           | 17175              | Stark County       | 18                           |                                    |
| IL           | 17177              | Stephenson County  | 173                          |                                    |
| IL           | 17179              | Tazewell County    | 352                          |                                    |
| IL           | 17181              | Union County       | 93                           |                                    |
| IL           | 17183              | Vermilion County   | 348                          | 50                                 |
| IL           | 17185              | Wabash County      | 32                           | 24                                 |
| IL           | 17187              | Warren County      | 136                          |                                    |
| IL           | 17189              | Washington County  | 18                           |                                    |
| IL           | 17191              | Wayne County       | 53                           | 24                                 |
| IL           | 17193              | White County       | 36                           | 19                                 |
| IL           | 17195              | Whiteside County   | 176                          |                                    |
| IL           | 17197              | Will County        | 693                          | 56                                 |
| IL           | 17199              | Williamson County  | 211                          | 45                                 |
| IL           | 17201              | Winnebago County   | 591                          |                                    |
| IL           | 17203              | Woodford County    | 16                           |                                    |

| <b>State</b> | <b>Cty. Code #</b> | <b>County</b>      | <b>Head Start Enrollment</b> | <b>Early Head Start Enrollment</b> |
|--------------|--------------------|--------------------|------------------------------|------------------------------------|
| IN           | 18001              | Adams County       | 37                           |                                    |
| IN           | 18003              | Allen County       | 679                          |                                    |
| IN           | 18005              | Bartholomew County | 89                           |                                    |
| IN           | 18007              | Benton County      | 38                           | 6                                  |
| IN           | 18009              | Blackford County   | 55                           | 19                                 |
| IN           | 18011              | Boone County       | 36                           | 12                                 |
| IN           | 18013              | Brown County       | 18                           |                                    |
| IN           | 18015              | Carroll County     | 24                           |                                    |
| IN           | 18017              | Cass County        | 102                          |                                    |
| IN           | 18019              | Clark County       | 290                          |                                    |
| IN           | 18021              | Clay County        | 98                           | 12                                 |
| IN           | 18023              | Clinton County     | 68                           |                                    |
| IN           | 18025              | Crawford County    | 54                           |                                    |
| IN           | 18027              | Daviess County     | 80                           |                                    |
| IN           | 18029              | Dearborn County    | 111                          |                                    |
| IN           | 18031              | Decatur County     | 18                           |                                    |
| IN           | 18033              | De Kalb County     | 145                          |                                    |
| IN           | 18035              | Delaware County    | 257                          |                                    |
| IN           | 18037              | Dubois County      | 62                           |                                    |
| IN           | 18039              | Elkhart County     | 240                          |                                    |
| IN           | 18041              | Fayette County     | 162                          |                                    |
| IN           | 18043              | Floyd County       | 276                          |                                    |
| IN           | 18045              | Fountain County    | 66                           | 12                                 |
| IN           | 18047              | Franklin County    | 52                           |                                    |
| IN           | 18049              | Fulton County      | 51                           |                                    |
| IN           | 18051              | Gibson County      | 83                           |                                    |
| IN           | 18053              | Grant County       | 168                          | 121                                |
| IN           | 18055              | Greene County      | 83                           |                                    |
| IN           | 18057              | Hamilton County    | 137                          |                                    |
| IN           | 18059              | Hancock County     | 72                           |                                    |
| IN           | 18061              | Harrison County    | 54                           |                                    |
| IN           | 18063              | Hendricks County   | 82                           |                                    |
| IN           | 18065              | Henry County       | 144                          |                                    |
| IN           | 18067              | Howard County      | 204                          | 64                                 |
| IN           | 18069              | Huntington County  | 71                           |                                    |
| IN           | 18071              | Jackson County     | 70                           |                                    |
| IN           | 18073              | Jasper County      | 60                           |                                    |
| IN           | 18075              | Jay County         | 40                           |                                    |
| IN           | 18077              | Jefferson County   | 125                          |                                    |
| IN           | 18079              | Jennings County    | 51                           |                                    |
| IN           | 18081              | Johnson County     | 117                          |                                    |
| IN           | 18083              | Knox County        | 183                          | 30                                 |
| IN           | 18085              | Kosciusko County   | 135                          | 40                                 |
| IN           | 18087              | Lagrange County    | 77                           |                                    |
| IN           | 18089              | Lake County        | 1,169                        |                                    |
| IN           | 18091              | La Porte County    | 311                          |                                    |

| <b>State</b> | <b>Cty. Code #</b> | <b>County</b>      | <b>Head Start Enrollment</b> | <b>Early Head Start Enrollment</b> |
|--------------|--------------------|--------------------|------------------------------|------------------------------------|
| IN           | 18093              | Lawrence County    | 179                          | 28                                 |
| IN           | 18095              | Madison County     | 306                          | 75                                 |
| IN           | 18097              | Marion County      | 1,794                        | 66                                 |
| IN           | 18099              | Marshall County    | 68                           | 20                                 |
| IN           | 18101              | Martin County      | 34                           | 6                                  |
| IN           | 18103              | Miami County       | 34                           | 16                                 |
| IN           | 18105              | Monroe County      | 238                          |                                    |
| IN           | 18107              | Montgomery County  | 65                           | 12                                 |
| IN           | 18109              | Morgan County      | 124                          |                                    |
| IN           | 18111              | Newton County      | 50                           |                                    |
| IN           | 18113              | Noble County       | 64                           |                                    |
| IN           | 18115              | Ohio County        | 20                           |                                    |
| IN           | 18117              | Orange County      | 40                           | 10                                 |
| IN           | 18119              | Owen County        | 40                           | 12                                 |
| IN           | 18121              | Parke County       | 46                           | 6                                  |
| IN           | 18123              | Perry County       | 89                           |                                    |
| IN           | 18125              | Pike County        | 41                           |                                    |
| IN           | 18127              | Porter County      | 160                          |                                    |
| IN           | 18129              | Posey County       | 50                           | 16                                 |
| IN           | 18131              | Pulaski County     | 36                           |                                    |
| IN           | 18133              | Putnam County      | 71                           | 12                                 |
| IN           | 18135              | Randolph County    | 71                           |                                    |
| IN           | 18137              | Ripley County      | 71                           |                                    |
| IN           | 18139              | Rush County        | 51                           |                                    |
| IN           | 18141              | St. Joseph County  | 704                          |                                    |
| IN           | 18143              | Scott County       | 70                           |                                    |
| IN           | 18145              | Shelby County      | 70                           |                                    |
| IN           | 18147              | Spencer County     | 72                           |                                    |
| IN           | 18149              | Starke County      | 117                          | 20                                 |
| IN           | 18151              | Steuben County     | 110                          |                                    |
| IN           | 18153              | Sullivan County    | 42                           | 19                                 |
| IN           | 18155              | Switzerland County | 40                           |                                    |
| IN           | 18157              | Tippecanoe County  | 237                          | 57                                 |
| IN           | 18159              | Tipton County      | 12                           |                                    |
| IN           | 18161              | Union County       | 77                           |                                    |
| IN           | 18163              | Vanderburgh County | 452                          | 100                                |
| IN           | 18165              | Vermillion County  | 36                           | 6                                  |
| IN           | 18167              | Vigo County        | 187                          | 80                                 |
| IN           | 18169              | Wabash County      | 51                           |                                    |
| IN           | 18171              | Warren County      | 30                           | 6                                  |
| IN           | 18173              | Warrick County     | 90                           |                                    |
| IN           | 18175              | Washington County  | 34                           | 10                                 |
| IN           | 18177              | Wayne County       | 306                          |                                    |
| IN           | 18179              | Wells County       | 20                           |                                    |
| IN           | 18181              | White County       | 24                           |                                    |
| IN           | 18183              | Whitley County     | 65                           |                                    |

| <b>State</b> | <b>Cty. Code #</b> | <b>County</b>     | <b>Head Start Enrollment</b> | <b>Early Head Start Enrollment</b> |
|--------------|--------------------|-------------------|------------------------------|------------------------------------|
| KS           | 20001              | Allen County      | 40                           | 0                                  |
| KS           | 20003              | Anderson County   | 20                           | 0                                  |
| KS           | 20005              | Atchison County   | 51                           | 13                                 |
| KS           | 20007              | Barber County     | 0                            | 0                                  |
| KS           | 20009              | Barton County     | 69                           | 0                                  |
| KS           | 20011              | Bourbon County    | 50                           | 0                                  |
| KS           | 20013              | Brown County      | 60                           | 13                                 |
| KS           | 20015              | Butler County     | 106                          | 0                                  |
| KS           | 20017              | Chase County      | 0                            | 0                                  |
| KS           | 20019              | Chautauqua County | 5                            | 0                                  |
| KS           | 20021              | Cherokee County   | 100                          | 33                                 |
| KS           | 20023              | Cheyenne County   | 17                           | 0                                  |
| KS           | 20025              | Clark County      | 0                            | 0                                  |
| KS           | 20027              | Clay County       | 49                           | 33                                 |
| KS           | 20029              | Cloud County      | 20                           | 14                                 |
| KS           | 20031              | Coffey County     | 20                           | 0                                  |
| KS           | 20033              | Comanche County   | 0                            | 0                                  |
| KS           | 20035              | Cowley County     | 115                          | 0                                  |
| KS           | 20037              | Crawford County   | 121                          | 33                                 |
| KS           | 20039              | Decatur County    | 17                           | 0                                  |
| KS           | 20041              | Dickinson County  | 70                           | 23                                 |
| KS           | 20043              | Doniphan County   | 38                           | 12                                 |
| KS           | 20045              | Douglas County    | 78                           | 0                                  |
| KS           | 20047              | Edwards County    | 0                            | 0                                  |
| KS           | 20049              | Elk County        | 5                            | 0                                  |
| KS           | 20051              | Ellis County      | 97                           | 10                                 |
| KS           | 20053              | Ellsworth County  | 15                           | 6                                  |
| KS           | 20055              | Finney County     | 191                          | 40                                 |
| KS           | 20057              | Ford County       | 240                          | 42                                 |
| KS           | 20059              | Franklin County   | 40                           | 0                                  |
| KS           | 20061              | Geary County      | 275                          | 0                                  |
| KS           | 20063              | Gove County       | 17                           | 0                                  |
| KS           | 20065              | Graham County     | 17                           | 0                                  |
| KS           | 20067              | Grant County      | 52                           | 0                                  |
| KS           | 20069              | Gray County       | 25                           | 0                                  |
| KS           | 20071              | Greeley County    | 0                            | 0                                  |
| KS           | 20073              | Greenwood County  | 30                           | 0                                  |
| KS           | 20075              | Hamilton County   | 0                            | 0                                  |
| KS           | 20077              | Harper County     | 0                            | 0                                  |
| KS           | 20079              | Harvey County     | 57                           | 0                                  |
| KS           | 20081              | Haskell County    | 12                           | 0                                  |
| KS           | 20083              | Hodgeman County   | 0                            | 0                                  |
| KS           | 20085              | Jackson County    | 38                           | 20                                 |
| KS           | 20087              | Jefferson County  | 37                           | 12                                 |
| KS           | 20089              | Jewell County     | 17                           | 0                                  |
| KS           | 20091              | Johnson County    | 265                          | 76                                 |
| KS           | 20093              | Kearny County     | 25                           | 0                                  |

| <b>State</b> | <b>Cty. Code #</b> | <b>County</b>       | <b>Head Start Enrollment</b> | <b>Early Head Start Enrollment</b> |
|--------------|--------------------|---------------------|------------------------------|------------------------------------|
| KS           | 20095              | Kingman County      | 24                           | 0                                  |
| KS           | 20097              | Kiowa County        | 0                            | 0                                  |
| KS           | 20099              | Labette County      | 90                           | 33                                 |
| KS           | 20101              | Lane County         | 0                            | 0                                  |
| KS           | 20103              | Leavenworth County  | 68                           | 28                                 |
| KS           | 20105              | Lincoln County      | 0                            | 0                                  |
| KS           | 20107              | Linn County         | 10                           | 0                                  |
| KS           | 20109              | Logan County        | 17                           | 0                                  |
| KS           | 20111              | Lyon County         | 100                          | 40                                 |
| KS           | 20115              | Marion County       | 45                           | 0                                  |
| KS           | 20117              | Marshall County     | 19                           | 12                                 |
| KS           | 20113              | McPherson County    | 70                           | 0                                  |
| KS           | 20119              | Meade County        | 0                            | 0                                  |
| KS           | 20121              | Miami County        | 40                           | 0                                  |
| KS           | 20123              | Mitchell County     | 0                            | 0                                  |
| KS           | 20125              | Montgomery County   | 130                          | 33                                 |
| KS           | 20127              | Morris County       | 0                            | 0                                  |
| KS           | 20129              | Morton County       | 0                            | 0                                  |
| KS           | 20131              | Nemaha County       | 53                           | 12                                 |
| KS           | 20133              | Neosho County       | 40                           | 0                                  |
| KS           | 20135              | Ness County         | 0                            | 0                                  |
| KS           | 20137              | Norton County       | 27                           | 0                                  |
| KS           | 20139              | Osage County        | 20                           | 0                                  |
| KS           | 20141              | Osborne County      | 0                            | 0                                  |
| KS           | 20143              | Ottawa County       | 15                           | 10                                 |
| KS           | 20145              | Pawnee County       | 18                           | 0                                  |
| KS           | 20147              | Phillips County     | 10                           | 0                                  |
| KS           | 20149              | Pottawatomie County | 38                           | 14                                 |
| KS           | 20151              | Pratt County        | 30                           | 0                                  |
| KS           | 20153              | Rawlins County      | 17                           | 0                                  |
| KS           | 20155              | Reno County         | 214                          | 60                                 |
| KS           | 20157              | Republic County     | 16                           | 10                                 |
| KS           | 20159              | Rice County         | 18                           | 0                                  |
| KS           | 20161              | Riley County        | 165                          | 78                                 |
| KS           | 20163              | Rooks County        | 0                            | 0                                  |
| KS           | 20165              | Rush County         | 9                            | 20                                 |
| KS           | 20167              | Russell County      | 15                           | 22                                 |
| KS           | 20169              | Saline County       | 212                          | 130                                |
| KS           | 20171              | Scott County        | 12                           | 0                                  |
| KS           | 20173              | Sedgwick County     | 808                          | 175                                |
| KS           | 20175              | Seward County       | 70                           | 0                                  |
| KS           | 20177              | Shawnee County      | 551                          | 54                                 |
| KS           | 20179              | Sheridan County     | 6                            | 0                                  |
| KS           | 20181              | Sherman County      | 51                           | 0                                  |
| KS           | 20183              | Smith County        | 17                           | 0                                  |
| KS           | 20185              | Stafford County     | 17                           | 0                                  |
| KS           | 20187              | Stanton County      | 12                           | 0                                  |

| <b>State</b> | <b>Cty. Code #</b> | <b>County</b>       | <b>Head Start Enrollment</b> | <b>Early Head Start Enrollment</b> |
|--------------|--------------------|---------------------|------------------------------|------------------------------------|
| KS           | 20189              | Stevens County      | 12                           | 0                                  |
| KS           | 20191              | Sumner County       | 87                           | 41                                 |
| KS           | 20193              | Thomas County       | 33                           | 0                                  |
| KS           | 20195              | Trego County        | 6                            | 0                                  |
| KS           | 20197              | Wabaunsee County    | 15                           | 0                                  |
| KS           | 20199              | Wallace County      | 17                           | 0                                  |
| KS           | 20201              | Washington County   | 20                           | 10                                 |
| KS           | 20203              | Wichita County      | 8                            | 0                                  |
| KS           | 20205              | Wilson County       | 35                           | 0                                  |
| KS           | 20207              | Woodson County      | 10                           | 0                                  |
| KS           | 20209              | Wyandotte County    | 878                          | 120                                |
|              |                    |                     |                              |                                    |
| KY           | 21001              | Adair County        | 71                           |                                    |
| KY           | 21003              | Allen County        | 40                           |                                    |
| KY           | 21005              | Anderson County     | 36                           |                                    |
| KY           | 21007              | Ballard County      | 43                           | 4                                  |
| KY           | 21009              | Barren County       | 100                          |                                    |
| KY           | 21011              | Bath County         | 60                           |                                    |
| KY           | 21013              | Bell County         | 163                          | 20                                 |
| KY           | 21015              | Boone County        | 32                           |                                    |
| KY           | 21017              | Bourbon County      | 183                          | 16                                 |
| KY           | 21019              | Boyd County         | 200                          |                                    |
| KY           | 21021              | Boyle County        | 36                           |                                    |
| KY           | 21023              | Bracken County      | 40                           |                                    |
| KY           | 21025              | Breathitt County    | 49                           |                                    |
| KY           | 21027              | Breckinridge County | 135                          | 20                                 |
| KY           | 21029              | Bullitt County      | 89                           | 25                                 |
| KY           | 21031              | Butler County       | 34                           |                                    |
| KY           | 21033              | Caldwell County     | 17                           |                                    |
| KY           | 21035              | Calloway County     | 112                          | 15                                 |
| KY           | 21037              | Campbell County     | 204                          |                                    |
| KY           | 21039              | Carlisle County     | 22                           | 4                                  |
| KY           | 21041              | Carroll County      | 105                          |                                    |
| KY           | 21043              | Carter County       | 141                          |                                    |
| KY           | 21045              | Casey County        | 112                          | 8                                  |
| KY           | 21047              | Christian County    | 218                          | 10                                 |
| KY           | 21049              | Clark County        | 177                          |                                    |
| KY           | 21051              | Clay County         | 212                          | 20                                 |
| KY           | 21053              | Clinton County      | 40                           | 24                                 |
| KY           | 21055              | Crittenden County   | 57                           | 4                                  |
| KY           | 21057              | Cumberland County   | 51                           |                                    |
| KY           | 21059              | Daviess County      | 400                          | 99                                 |
| KY           | 21061              | Edmonson County     | 47                           |                                    |
| KY           | 21063              | Elliott County      | 42                           |                                    |
| KY           | 21065              | Estill County       | 40                           |                                    |
| KY           | 21067              | Fayette County      |                              |                                    |
| KY           | 21069              | Fleming County      | 130                          |                                    |

| <b>State</b> | <b>Cty. Code #</b> | <b>County</b>     | <b>Head Start Enrollment</b> | <b>Early Head Start Enrollment</b> |
|--------------|--------------------|-------------------|------------------------------|------------------------------------|
| KY           | 21071              | Floyd County      | 235                          |                                    |
| KY           | 21073              | Franklin County   | 107                          |                                    |
| KY           | 21075              | Fulton County     | 73                           | 41                                 |
| KY           | 21077              | Gallatin County   |                              |                                    |
| KY           | 21079              | Garrard County    | 40                           |                                    |
| KY           | 21081              | Grant County      | 117                          |                                    |
| KY           | 21083              | Graves County     | 116                          | 11                                 |
| KY           | 21085              | Grayson County    | 159                          | 48                                 |
| KY           | 21087              | Green County      | 74                           |                                    |
| KY           | 21089              | Greenup County    | 155                          |                                    |
| KY           | 21091              | Hancock County    | 36                           |                                    |
| KY           | 21093              | Hardin County     | 205                          |                                    |
| KY           | 21095              | Harlan County     | 288                          | 75                                 |
| KY           | 21097              | Harrison County   | 130                          | 16                                 |
| KY           | 21099              | Hart County       | 40                           |                                    |
| KY           | 21101              | Henderson County  | 103                          |                                    |
| KY           | 21103              | Henry County      | 55                           | 29                                 |
| KY           | 21105              | Hickman County    | 20                           | 10                                 |
| KY           | 21107              | Hopkins County    | 224                          |                                    |
| KY           | 21109              | Jackson County    | 83                           | 20                                 |
| KY           | 21111              | Jefferson County  | 1,690                        | 72                                 |
| KY           | 21113              | Jessamine County  | 52                           |                                    |
| KY           | 21115              | Johnson County    | 151                          |                                    |
| KY           | 21117              | Kenton County     | 189                          |                                    |
| KY           | 21119              | Knott County      | 140                          | 20                                 |
| KY           | 21121              | Knox County       | 317                          | 20                                 |
| KY           | 21123              | Larue County      | 40                           |                                    |
| KY           | 21125              | Laurel County     | 200                          | 20                                 |
| KY           | 21127              | Lawrence County   | 43                           |                                    |
| KY           | 21129              | Lee County        | 80                           |                                    |
| KY           | 21131              | Leslie County     | 138                          |                                    |
| KY           | 21133              | Letcher County    | 210                          | 20                                 |
| KY           | 21135              | Lewis County      | 152                          |                                    |
| KY           | 21137              | Lincoln County    | 185                          | 32                                 |
| KY           | 21139              | Livingston County | 37                           |                                    |
| KY           | 21141              | Logan County      | 60                           |                                    |
| KY           | 21143              | Lyon County       | 29                           | 8                                  |
| KY           | 21145              | McCracken County  | 548                          | 19                                 |
| KY           | 21147              | McCreary County   | 60                           | 32                                 |
| KY           | 21149              | McLean County     | 58                           |                                    |
| KY           | 21151              | Madison County    | 168                          |                                    |
| KY           | 21153              | Magoffin County   | 155                          |                                    |
| KY           | 21155              | Marion County     | 90                           |                                    |
| KY           | 21157              | Marshall County   | 20                           | 6                                  |
| KY           | 21159              | Martin County     | 143                          |                                    |
| KY           | 21161              | Mason County      | 142                          |                                    |
| KY           | 21163              | Meade County      | 34                           |                                    |

| <b>State</b> | <b>Cty. Code #</b> | <b>County</b>     | <b>Head Start Enrollment</b> | <b>Early Head Start Enrollment</b> |
|--------------|--------------------|-------------------|------------------------------|------------------------------------|
| KY           | 21165              | Menifee County    | 63                           |                                    |
| KY           | 21167              | Mercer County     | 36                           |                                    |
| KY           | 21169              | Metcalfe County   | 30                           |                                    |
| KY           | 21171              | Monroe County     | 38                           |                                    |
| KY           | 21173              | Montgomery County | 97                           |                                    |
| KY           | 21175              | Morgan County     | 132                          |                                    |
| KY           | 21177              | Muhlenberg County | 181                          | 2                                  |
| KY           | 21179              | Nelson County     | 100                          |                                    |
| KY           | 21181              | Nicholas County   | 56                           | 12                                 |
| KY           | 21183              | Ohio County       | 113                          | 10                                 |
| KY           | 21185              | Oldham County     | 72                           |                                    |
| KY           | 21187              | Owen County       | 31                           |                                    |
| KY           | 21189              | Owsley County     | 100                          | 58                                 |
| KY           | 21191              | Pendleton County  | 19                           |                                    |
| KY           | 21193              | Perry County      | 130                          |                                    |
| KY           | 21195              | Pike County       | 535                          |                                    |
| KY           | 21197              | Powell County     | 115                          |                                    |
| KY           | 21199              | Pulaski County    | 120                          |                                    |
| KY           | 21201              | Robertson County  | 18                           |                                    |
| KY           | 21203              | Rockcastle County | 35                           | 20                                 |
| KY           | 21205              | Rowan County      | 57                           |                                    |
| KY           | 21207              | Russell County    | 40                           |                                    |
| KY           | 21209              | Scott County      | 56                           | 4                                  |
| KY           | 21211              | Shelby County     | 60                           | 17                                 |
| KY           | 21213              | Simpson County    | 40                           |                                    |
| KY           | 21215              | Spencer County    | 22                           |                                    |
| KY           | 21217              | Taylor County     | 107                          |                                    |
| KY           | 21219              | Todd County       | 18                           | 7                                  |
| KY           | 21221              | Trigg County      | 47                           | 8                                  |
| KY           | 21223              | Trimble County    | 83                           |                                    |
| KY           | 21225              | Union County      | 97                           | 8                                  |
| KY           | 21227              | Warren County     | 309                          | 30                                 |
| KY           | 21229              | Washington County | 74                           |                                    |
| KY           | 21231              | Wayne County      | 157                          |                                    |
| KY           | 21233              | Webster County    | 67                           |                                    |
| KY           | 21235              | Whitley County    | 177                          | 20                                 |
| KY           | 21237              | Wolfe County      | 110                          |                                    |
| KY           | 21239              | Woodford County   | 36                           |                                    |
| LA           | 22001              | Acadia Parish     | 417                          | 0                                  |
| LA           | 22003              | Allen Parish      | 162                          | 0                                  |
| LA           | 22005              | Ascension Parish  | 251                          | 60                                 |
| LA           | 22007              | Assumption Parish | 114                          | 0                                  |
| LA           | 22009              | Avoyelles Parish  | 292                          | 0                                  |
| LA           | 22011              | Beauregard Parish | 91                           | 0                                  |
| LA           | 22013              | Bienville Parish  | 100                          | 0                                  |
| LA           | 22015              | Bossier Parish    | 403                          | 40                                 |



| <b>State</b> | <b>Cty. Code #</b> | <b>County</b>               | <b>Head Start Enrollment</b> | <b>Early Head Start Enrollment</b> |
|--------------|--------------------|-----------------------------|------------------------------|------------------------------------|
| LA           | 22017              | Caddo Parish                | 1,421                        | 60                                 |
| LA           | 22019              | Calcasieu Parish            | 600                          | 0                                  |
| LA           | 22021              | Caldwell Parish             | 61                           | 0                                  |
| LA           | 22023              | Cameron Parish              | 77                           | 0                                  |
| LA           | 22025              | Catahoula Parish            | 78                           | 0                                  |
| LA           | 22027              | Claiborne Parish            | 72                           | 0                                  |
| LA           | 22029              | Concordia Parish            | 155                          | 0                                  |
| LA           | 22031              | De Soto Parish              | 85                           | 0                                  |
| LA           | 22033              | East Baton Rouge Parish     | 1,362                        | 0                                  |
| LA           | 22033              | East Baton Rouge            |                              | 56                                 |
| LA           | 22035              | East Carroll Parish         | 154                          | 0                                  |
| LA           | 22037              | East Feliciana Parish       | 184                          | 0                                  |
| LA           | 22039              | Evangeline Parish           | 249                          | 0                                  |
| LA           | 22041              | Franklin Parish             | 136                          | 0                                  |
| LA           | 22043              | Grant Parish                | 167                          | 0                                  |
| LA           | 22045              | Iberia Parish               | 394                          | 16                                 |
| LA           | 22047              | Iberville Parish            | 366                          | 0                                  |
| LA           | 22049              | Jackson Parish              | 163                          | 0                                  |
| LA           | 22051              | Jefferson Parish            | 1,135                        | 0                                  |
| LA           | 22053              | Jefferson Davis Parish      | 200                          | 0                                  |
| LA           | 22055              | Lafayette Parish            | 592                          | 16                                 |
| LA           | 22057              | Lafourche Parish            | 347                          | 0                                  |
| LA           | 22059              | La Salle Parish             | 60                           | 0                                  |
| LA           | 22061              | Lincoln Parish              | 260                          | 0                                  |
| LA           | 22063              | Livingston Parish           | 286                          | 8                                  |
| LA           | 22065              | Madison Parish              | 160                          | 0                                  |
| LA           | 22067              | Morehouse Parish            | 289                          | 0                                  |
| LA           | 22069              | Natchitoches Parish         | 224                          | 0                                  |
| LA           | 22071              | Orleans Parish              | 2,618                        | 204                                |
| LA           | 22073              | Ouachita Parish             | 771                          | 0                                  |
| LA           | 22073              | Ouachita Parish             |                              | 68                                 |
| LA           | 22075              | Plaquemines Parish          | 111                          | 0                                  |
| LA           | 22077              | Pointe Coupee Parish        | 167                          | 0                                  |
| LA           | 22079              | Rapides Parish              | 918                          | 40                                 |
| LA           | 22081              | Red River Parish            | 50                           | 0                                  |
| LA           | 22083              | Richland Parish             | 162                          | 0                                  |
| LA           | 22085              | Sabine Parish               | 120                          | 0                                  |
| LA           | 22087              | St. Bernard Parish          | 112                          | 0                                  |
| LA           | 22089              | St. Charles Parish          | 197                          | 60                                 |
| LA           | 22091              | St. Helena Parish           | 74                           | 20                                 |
| LA           | 22093              | St. James Parish            | 241                          | 0                                  |
| LA           | 22095              | St. John the Baptist Parish | 193                          | 0                                  |
| LA           | 22097              | St. Landry Parish           | 891                          | 44                                 |
| LA           | 22099              | St. Martin Parish           | 382                          | 48                                 |
| LA           | 22101              | St. Mary Parish             | 357                          | 0                                  |
| LA           | 22103              | St. Tammany Parish          | 397                          | 32                                 |
| LA           | 22105              | Tangipahoa Parish           | 595                          | 16                                 |

| <b>State</b> | <b>Cty. Code #</b> | <b>County</b>           | <b>Head Start Enrollment</b> | <b>Early Head Start Enrollment</b> |
|--------------|--------------------|-------------------------|------------------------------|------------------------------------|
| LA           | 22107              | Tensas Parish           | 85                           | 0                                  |
| LA           | 22109              | Terrebonne Parish       | 200                          | 0                                  |
| LA           | 22111              | Union Parish            | 80                           | 0                                  |
| LA           | 22113              | Vermilion Parish        | 307                          | 0                                  |
| LA           | 22115              | Vernon Parish           | 300                          | 0                                  |
| LA           | 22117              | Washington Parish       | 188                          | 32                                 |
| LA           | 22119              | Webster Parish          | 270                          | 0                                  |
| LA           | 22121              | West Baton Rouge Parish | 130                          | 0                                  |
| LA           | 22123              | West Carroll Parish     | 51                           | 0                                  |
| LA           | 22125              | West Feliciana Parish   | 51                           | 44                                 |
| LA           | 22127              | Winn Parish             | 73                           | 0                                  |
|              |                    |                         |                              |                                    |
| MA           | 25001              | Barnstable              | 349                          | 0                                  |
| MA           | 25003              | Berkshire               | 335                          | 0                                  |
| MA           | 25005              | Bristol                 | 1097                         | 82                                 |
| MA           | 25007              | Dukes                   | 42                           | 0                                  |
| MA           | 25009              | Essex                   | 1517                         | 40                                 |
| MA           | 25011              | Franklin                | 192                          | 32                                 |
| MA           | 25013              | Hampden                 | 1317                         | 40                                 |
| MA           | 25015              | Hampshire               | 246                          | 0                                  |
| MA           | 25017              | Middlesex               | 1410                         | 249                                |
| MA           | 25019              | Nantucket               | 0                            | 0                                  |
| MA           | 25021              | Norfolk                 | 671                          | 37                                 |
| MA           | 25023              | Plymouth                | 772                          | 0                                  |
| MA           | 25025              | Suffolk                 | 2674                         | 354                                |
| MA           | 25027              | Worcester               | 1465                         | 60                                 |
|              |                    |                         |                              |                                    |
| MD           | 24001              | Allegany County         | 277                          | 40                                 |
| MD           | 24003              | Anne Arundel County     | 403                          | 38                                 |
| MD           | 24005              | Baltimore County        | 572                          | 55                                 |
| MD           | 24009              | Calvert County          | 152                          |                                    |
| MD           | 24011              | Caroline County         | 164                          | 75                                 |
| MD           | 24013              | Carroll County          | 119                          | 60                                 |
| MD           | 24015              | Cecil County            | 124                          | 20                                 |
| MD           | 24017              | Charles County          | 294                          |                                    |
| MD           | 24019              | Dorchester County       | 150                          | 30                                 |
| MD           | 24021              | Frederick County        | 262                          |                                    |
| MD           | 24023              | Garrett County          | 219                          | 41                                 |
| MD           | 24025              | Harford County          | 161                          |                                    |
| MD           | 24027              | Howard County           | 264                          |                                    |
| MD           | 24029              | Kent County             | 55                           |                                    |
| MD           | 24031              | Montgomery County       | 698                          | 75                                 |
| MD           | 24033              | Prince George's County  | 931                          |                                    |
| MD           | 24035              | Queen Anne's County     | 77                           |                                    |
| MD           | 24037              | St. Mary's County       | 147                          |                                    |
| MD           | 24039              | Somerset County         | 161                          |                                    |
| MD           | 24041              | Talbot County           | 73                           | 40                                 |

| <b>State</b> | <b>Cty. Code #</b> | <b>County</b>     | <b>Head Start Enrollment</b> | <b>Early Head Start Enrollment</b> |
|--------------|--------------------|-------------------|------------------------------|------------------------------------|
| MD           | 24043              | Washington County | 384                          | 60                                 |
| MD           | 24045              | Wicomico County   | 330                          |                                    |
| MD           | 24047              | Worcester County  | 192                          |                                    |
| MD           | 24510              | Baltimore City    | 3,419                        | 184                                |
| ME           | 23001              | Androscoggin      | 321                          | 32                                 |
| ME           | 23003              | Aroostook         | 291                          | 0                                  |
| ME           | 23005              | Cumberland        | 423                          | 48                                 |
| ME           | 23007              | Franklin          | 149                          | 79                                 |
| ME           | 23009              | Hancock           | 86                           | 12                                 |
| ME           | 23011              | Kennebec          | 369                          | 81                                 |
| ME           | 23013              | Knox              | 159                          | 0                                  |
| ME           | 23015              | Lincoln           | 126                          | 0                                  |
| ME           | 23017              | Oxford            | 214                          | 100                                |
| ME           | 23019              | Penobscot         | 370                          | 28                                 |
| ME           | 23021              | Piscataquis       | 56                           | 0                                  |
| ME           | 23023              | Sagadahoc         | 68                           | 0                                  |
| ME           | 23025              | Somerset          | 209                          | 43                                 |
| ME           | 23027              | Waldo             | 172                          | 0                                  |
| ME           | 23029              | Washington        | 178                          | 12                                 |
| ME           | 23031              | York              | 302                          | 42                                 |
| MI           | 26001              | Alcona County     | 44                           |                                    |
| MI           | 26003              | Alger County      | 31                           | 16                                 |
| MI           | 26005              | Allegan County    | 283                          |                                    |
| MI           | 26007              | Alpena County     | 136                          | 24                                 |
| MI           | 26009              | Antrim County     | 103                          | 13                                 |
| MI           | 26011              | Arenac County     | 57                           | 24                                 |
| MI           | 26013              | Baraga County     | 125                          | 27                                 |
| MI           | 26015              | Barry County      | 131                          | 52                                 |
| MI           | 26017              | Bay County        | 294                          | 52                                 |
| MI           | 26019              | Benzie County     | 30                           | 12                                 |
| MI           | 26021              | Berrien County    | 525                          |                                    |
| MI           | 26023              | Branch County     | 245                          |                                    |
| MI           | 26025              | Calhoun County    | 481                          | 36                                 |
| MI           | 26027              | Cass County       | 157                          |                                    |
| MI           | 26029              | Charlevoix County | 78                           | 12                                 |
| MI           | 26031              | Cheboygan County  | 107                          | 24                                 |
| MI           | 26033              | Chippewa County   | 208                          | 60                                 |
| MI           | 26035              | Clare County      | 128                          | 20                                 |
| MI           | 26037              | Clinton County    | 68                           |                                    |
| MI           | 26039              | Crawford County   | 73                           |                                    |
| MI           | 26041              | Delta County      | 185                          | 37                                 |
| MI           | 26043              | Dickinson County  | 198                          |                                    |
| MI           | 26045              | Eaton County      | 190                          |                                    |
| MI           | 26047              | Emmet County      | 94                           | 12                                 |
| MI           | 26049              | Genesee County    | 2,087                        | 257                                |

| <b>State</b> | <b>Cty. Code #</b> | <b>County</b>         | <b>Head Start Enrollment</b> | <b>Early Head Start Enrollment</b> |
|--------------|--------------------|-----------------------|------------------------------|------------------------------------|
| MI           | 26051              | Gladwin County        | 104                          | 20                                 |
| MI           | 26053              | Gogebic County        | 93                           | 22                                 |
| MI           | 26055              | Grand Traverse County | 161                          | 12                                 |
| MI           | 26057              | Gratiot County        | 220                          | 35                                 |
| MI           | 26059              | Hillsdale County      | 147                          | 6                                  |
| MI           | 26061              | Houghton County       | 200                          | 66                                 |
| MI           | 26063              | Huron County          | 90                           | 17                                 |
| MI           | 26065              | Ingham County         | 922                          | 70                                 |
| MI           | 26067              | Ionia County          | 203                          | 35                                 |
| MI           | 26069              | Iosco County          | 102                          | 24                                 |
| MI           | 26071              | Iron County           | 48                           |                                    |
| MI           | 26073              | Isabella County       | 167                          | 35                                 |
| MI           | 26075              | Jackson County        | 572                          | 89                                 |
| MI           | 26077              | Kalamazoo County      | 626                          |                                    |
| MI           | 26079              | Kalkaska County       | 47                           | 12                                 |
| MI           | 26081              | Kent County           | 1,563                        | 64                                 |
| MI           | 26083              | Keweenaw County       | 7                            | 2                                  |
| MI           | 26085              | Lake County           | 52                           | 13                                 |
| MI           | 26087              | Lapeer County         | 225                          | 17                                 |
| MI           | 26089              | Leelanau County       | 31                           | 6                                  |
| MI           | 26091              | Lenawee County        | 357                          |                                    |
| MI           | 26093              | Livingston County     | 185                          |                                    |
| MI           | 26095              | Luce County           | 45                           | 16                                 |
| MI           | 26097              | Mackinac County       | 55                           | 12                                 |
| MI           | 26099              | Macomb County         | 842                          |                                    |
| MI           | 26101              | Manistee County       | 78                           | 12                                 |
| MI           | 26103              | Marquette County      | 253                          | 24                                 |
| MI           | 26105              | Mason County          | 95                           | 10                                 |
| MI           | 26107              | Mecosta County        | 187                          | 30                                 |
| MI           | 26109              | Menominee County      | 57                           | 20                                 |
| MI           | 26111              | Midland County        | 179                          | 50                                 |
| MI           | 26113              | Missaukee County      | 57                           | 12                                 |
| MI           | 26115              | Monroe County         | 353                          |                                    |
| MI           | 26117              | Montcalm County       | 149                          | 35                                 |
| MI           | 26119              | Montmorency County    | 17                           |                                    |
| MI           | 26121              | Muskegon County       | 814                          |                                    |
| MI           | 26123              | Newaygo County        | 181                          | 11                                 |
| MI           | 26125              | Oakland County        | 1,791                        |                                    |
| MI           | 26127              | Oceana County         | 110                          |                                    |
| MI           | 26129              | Ogemaw County         | 74                           |                                    |
| MI           | 26131              | Ontonagon County      | 54                           | 10                                 |
| MI           | 26133              | Osceola County        | 114                          | 15                                 |
| MI           | 26135              | Oscoda County         | 31                           |                                    |
| MI           | 26137              | Otsego County         | 112                          |                                    |
| MI           | 26139              | Ottawa County         | 366                          | 60                                 |
| MI           | 26141              | Presque Isle County   | 70                           |                                    |
| MI           | 26143              | Roscommon County      | 61                           | 12                                 |

| <b>State</b> | <b>Cty. Code #</b> | <b>County</b>      | <b>Head Start Enrollment</b> | <b>Early Head Start Enrollment</b> |
|--------------|--------------------|--------------------|------------------------------|------------------------------------|
| MI           | 26145              | Saginaw County     | 1,011                        |                                    |
| MI           | 26147              | St. Clair County   | 388                          |                                    |
| MI           | 26149              | St. Joseph County  | 190                          | 18                                 |
| MI           | 26151              | Sanilac County     | 143                          | 16                                 |
| MI           | 26153              | Schoolcraft County | 49                           | 20                                 |
| MI           | 26155              | Shiawassee County  | 190                          |                                    |
| MI           | 26157              | Tuscola County     | 170                          | 15                                 |
| MI           | 26159              | Van Buren County   | 344                          |                                    |
| MI           | 26161              | Washtenaw County   | 561                          |                                    |
| MI           | 26163              | Wayne County       | 11,479                       | 159                                |
| MI           | 26165              | Wexford County     | 120                          | 12                                 |
| MN           | 27001              | Aitkin County      | 41                           |                                    |
| MN           | 27003              | Anoka County       | 265                          | 60                                 |
| MN           | 27005              | Becker County      | 161                          | 60                                 |
| MN           | 27007              | Beltrami County    | 145                          | 42                                 |
| MN           | 27009              | Benton County      | 61                           | 11                                 |
| MN           | 27011              | Big Stone County   | 34                           |                                    |
| MN           | 27013              | Blue Earth County  | 142                          |                                    |
| MN           | 27015              | Brown County       | 50                           |                                    |
| MN           | 27017              | Carlton County     | 61                           |                                    |
| MN           | 27019              | Carver County      | 24                           |                                    |
| MN           | 27021              | Cass County        | 86                           | 22                                 |
| MN           | 27023              | Chippewa County    | 50                           |                                    |
| MN           | 27025              | Chisago County     | 43                           |                                    |
| MN           | 27027              | Clay County        | 187                          |                                    |
| MN           | 27029              | Clearwater County  | 51                           |                                    |
| MN           | 27031              | Cook County        | 0                            |                                    |
| MN           | 27033              | Cottonwood County  | 38                           |                                    |
| MN           | 27035              | Crow Wing County   | 129                          | 40                                 |
| MN           | 27037              | Dakota County      | 242                          |                                    |
| MN           | 27039              | Dodge County       | 29                           |                                    |
| MN           | 27041              | Douglas County     | 116                          |                                    |
| MN           | 27043              | Faribault County   | 39                           |                                    |
| MN           | 27045              | Fillmore County    | 45                           |                                    |
| MN           | 27047              | Freeborn County    | 79                           |                                    |
| MN           | 27049              | Goodhue County     | 42                           |                                    |
| MN           | 27051              | Grant County       | 46                           |                                    |
| MN           | 27053              | Hennepin County    | 1,775                        | 155                                |
| MN           | 27055              | Houston County     | 35                           |                                    |
| MN           | 27057              | Hubbard County     | 79                           | 36                                 |
| MN           | 27059              | Isanti County      | 40                           |                                    |
| MN           | 27061              | Itasca County      | 167                          |                                    |
| MN           | 27063              | Jackson County     | 29                           |                                    |
| MN           | 27065              | Kanabec County     | 42                           |                                    |
| MN           | 27067              | Kandiyohi County   | 137                          |                                    |
| MN           | 27069              | Kittson County     | 24                           | 10                                 |

| <b>State</b> | <b>Cty. Code #</b> | <b>County</b>            | <b>Head Start Enrollment</b> | <b>Early Head Start Enrollment</b> |
|--------------|--------------------|--------------------------|------------------------------|------------------------------------|
| MN           | 27071              | Koochiching County       | 50                           |                                    |
| MN           | 27073              | Lac qui Parle County     | 31                           |                                    |
| MN           | 27075              | Lake County              | 33                           | 9                                  |
| MN           | 27077              | Lake of the Woods County | 21                           | 11                                 |
| MN           | 27079              | Le Sueur County          | 33                           |                                    |
| MN           | 27081              | Lincoln County           | 9                            |                                    |
| MN           | 27083              | Lyon County              | 125                          |                                    |
| MN           | 27085              | McLeod County            | 70                           |                                    |
| MN           | 27087              | Mahnomen County          | 23                           |                                    |
| MN           | 27089              | Marshall County          | 45                           | 9                                  |
| MN           | 27091              | Martin County            | 52                           |                                    |
| MN           | 27093              | Meeker County            | 38                           |                                    |
| MN           | 27095              | Mille Lacs County        | 48                           |                                    |
| MN           | 27097              | Morrison County          | 84                           | 28                                 |
| MN           | 27099              | Mower County             | 62                           |                                    |
| MN           | 27101              | Murray County            | 10                           |                                    |
| MN           | 27103              | Nicollet County          | 26                           |                                    |
| MN           | 27105              | Nobles County            | 113                          |                                    |
| MN           | 27107              | Norman County            | 50                           |                                    |
| MN           | 27109              | Olmsted County           | 203                          |                                    |
| MN           | 27111              | Otter Tail County        | 124                          |                                    |
| MN           | 27113              | Pennington County        | 60                           |                                    |
| MN           | 27115              | Pine County              | 80                           |                                    |
| MN           | 27117              | Pipestone County         | 30                           |                                    |
| MN           | 27119              | Polk County              | 184                          |                                    |
| MN           | 27121              | Pope County              | 28                           |                                    |
| MN           | 27123              | Ramsey County            | 1,107                        | 40                                 |
| MN           | 27125              | Red Lake County          | 59                           |                                    |
| MN           | 27127              | Redwood County           | 36                           |                                    |
| MN           | 27129              | Renville County          | 46                           |                                    |
| MN           | 27131              | Rice County              | 117                          |                                    |
| MN           | 27133              | Rock County              | 4                            |                                    |
| MN           | 27135              | Roseau County            | 112                          | 23                                 |
| MN           | 27137              | St. Louis County         | 571                          | 41                                 |
| MN           | 27139              | Scott County             | 54                           |                                    |
| MN           | 27141              | Sherburne County         | 77                           | 7                                  |
| MN           | 27143              | Sibley County            | 33                           |                                    |
| MN           | 27145              | Stearns County           | 242                          | 14                                 |
| MN           | 27147              | Steele County            | 56                           |                                    |
| MN           | 27149              | Stevens County           | 30                           |                                    |
| MN           | 27151              | Swift County             | 59                           |                                    |
| MN           | 27153              | Todd County              | 116                          | 28                                 |
| MN           | 27155              | Traverse County          | 30                           |                                    |
| MN           | 27157              | Wabasha County           | 28                           |                                    |
| MN           | 27159              | Wadena County            | 76                           |                                    |
| MN           | 27161              | Waseca County            | 51                           |                                    |
| MN           | 27163              | Washington County        | 86                           |                                    |

| <b>State</b> | <b>Cty. Code #</b> | <b>County</b>          | <b>Head Start Enrollment</b> | <b>Early Head Start Enrollment</b> |
|--------------|--------------------|------------------------|------------------------------|------------------------------------|
| MN           | 27165              | Watonwan County        | 41                           |                                    |
| MN           | 27167              | Wilkin County          | 34                           |                                    |
| MN           | 27169              | Winona County          | 70                           |                                    |
| MN           | 27171              | Wright County          | 215                          |                                    |
| MN           | 27173              | Yellow Medicine County | 57                           |                                    |
| MO           | 29001              | Adair County           | 121                          | 52                                 |
| MO           | 29003              | Andrew County          | 31                           | 0                                  |
| MO           | 29005              | Atchison County        | 40                           | 0                                  |
| MO           | 29007              | Audrain County         | 71                           | 0                                  |
| MO           | 29009              | Barry County           | 105                          | 37                                 |
| MO           | 29011              | Barton County          | 38                           | 0                                  |
| MO           | 29013              | Bates County           | 58                           | 4                                  |
| MO           | 29015              | Benton County          | 37                           | 0                                  |
| MO           | 29017              | Bollinger County       | 36                           | 0                                  |
| MO           | 29019              | Boone County           | 267                          | 40                                 |
| MO           | 29021              | Buchanan County        | 312                          | 74                                 |
| MO           | 29023              | Butler County          | 216                          | 0                                  |
| MO           | 29025              | Caldwell County        | 30                           | 0                                  |
| MO           | 29027              | Callaway County        | 52                           | 0                                  |
| MO           | 29029              | Camden County          | 47                           | 0                                  |
| MO           | 29031              | Cape Girardeau County  | 60                           | 72                                 |
| MO           | 29033              | Carroll County         | 47                           | 0                                  |
| MO           | 29035              | Carter County          | 80                           | 0                                  |
| MO           | 29037              | Cass County            | 115                          | 10                                 |
| MO           | 29039              | Cedar County           | 40                           | 0                                  |
| MO           | 29041              | Chariton County        | 36                           | 4                                  |
| MO           | 29043              | Christian County       | 120                          | 11                                 |
| MO           | 29045              | Clark County           | 60                           | 0                                  |
| MO           | 29047              | Clay County            | 225                          | 0                                  |
| MO           | 29049              | Clinton County         | 43                           | 0                                  |
| MO           | 29051              | Cole County            | 54                           | 0                                  |
| MO           | 29053              | Cooper County          | 40                           | 0                                  |
| MO           | 29055              | Crawford County        | 57                           | 0                                  |
| MO           | 29057              | Dade County            | 40                           | 0                                  |
| MO           | 29059              | Dallas County          | 45                           | 0                                  |
| MO           | 29061              | Daviess County         | 17                           | 0                                  |
| MO           | 29063              | DeKalb County          | 25                           | 0                                  |
| MO           | 29065              | Dent County            | 88                           | 0                                  |
| MO           | 29067              | Douglas County         | 77                           | 0                                  |
| MO           | 29069              | Dunklin County         | 260                          | 0                                  |
| MO           | 29071              | Franklin County        | 144                          | 0                                  |
| MO           | 29073              | Gasconade County       | 25                           | 0                                  |
| MO           | 29075              | Gentry County          | 37                           | 0                                  |
| MO           | 29077              | Greene County          | 580                          | 64                                 |
| MO           | 29079              | Grundy County          | 48                           | 0                                  |
| MO           | 29081              | Harrison County        | 30                           | 0                                  |

| <b>State</b> | <b>Cty. Code #</b> | <b>County</b>      | <b>Head Start Enrollment</b> | <b>Early Head Start Enrollment</b> |
|--------------|--------------------|--------------------|------------------------------|------------------------------------|
| MO           | 29083              | Henry County       | 56                           | 64                                 |
| MO           | 29085              | Hickory County     | 20                           | 0                                  |
| MO           | 29087              | Holt County        | 51                           | 0                                  |
| MO           | 29089              | Howard County      | 20                           | 0                                  |
| MO           | 29091              | Howell County      | 180                          | 0                                  |
| MO           | 29093              | Iron County        | 66                           | 0                                  |
| MO           | 29095              | Jackson County     | 2190                         | 279                                |
| MO           | 29097              | Jasper County      | 323                          | 62                                 |
| MO           | 29099              | Jefferson County   | 271                          | 0                                  |
| MO           | 29101              | Johnson County     | 88                           | 18                                 |
| MO           | 29103              | Knox County        | 17                           | 4                                  |
| MO           | 29105              | Laclede County     | 78                           | 0                                  |
| MO           | 29107              | Lafayette County   | 68                           | 6                                  |
| MO           | 29109              | Lawrence County    | 160                          | 5                                  |
| MO           | 29111              | Lewis County       | 34                           | 0                                  |
| MO           | 29113              | Lincoln County     | 92                           | 17                                 |
| MO           | 29115              | Linn County        | 48                           | 0                                  |
| MO           | 29117              | Livingston County  | 49                           | 0                                  |
| MO           | 29121              | Macon County       | 37                           | 0                                  |
| MO           | 29123              | Madison County     | 54                           | 0                                  |
| MO           | 29125              | Maries County      | 27                           | 0                                  |
| MO           | 29127              | Marion County      | 134                          | 60                                 |
| MO           | 29119              | McDonald County    | 104                          | 30                                 |
| MO           | 29129              | Mercer County      | 10                           | 0                                  |
| MO           | 29131              | Miller County      | 56                           | 0                                  |
| MO           | 29133              | Mississippi County | 160                          | 0                                  |
| MO           | 29135              | Moniteau County    | 31                           | 0                                  |
| MO           | 29137              | Monroe County      | 34                           | 0                                  |
| MO           | 29139              | Montgomery County  | 44                           | 76                                 |
| MO           | 29141              | Morgan County      | 36                           | 0                                  |
| MO           | 29143              | New Madrid County  | 180                          | 0                                  |
| MO           | 29145              | Newton County      | 180                          | 30                                 |
| MO           | 29147              | Nodaway County     | 60                           | 0                                  |
| MO           | 29149              | Oregon County      | 51                           | 0                                  |
| MO           | 29151              | Osage County       | 0                            | 0                                  |
| MO           | 29153              | Ozark County       | 19                           | 0                                  |
| MO           | 29155              | Pemiscot County    | 260                          | 0                                  |
| MO           | 29157              | Perry County       | 29                           | 0                                  |
| MO           | 29159              | Pettis County      | 101                          | 131                                |
| MO           | 29161              | Phelps County      | 121                          | 0                                  |
| MO           | 29163              | Pike County        | 74                           | 0                                  |
| MO           | 29165              | Platte County      | 39                           | 0                                  |
| MO           | 29167              | Polk County        | 70                           | 0                                  |
| MO           | 29169              | Pulaski County     | 132                          | 0                                  |
| MO           | 29171              | Putnam County      | 17                           | 0                                  |
| MO           | 29173              | Ralls County       | 17                           | 0                                  |
| MO           | 29175              | Randolph County    | 62                           | 0                                  |



| <b>State</b> | <b>Cty. Code #</b> | <b>County</b>         | <b>Head Start Enrollment</b> | <b>Early Head Start Enrollment</b> |
|--------------|--------------------|-----------------------|------------------------------|------------------------------------|
| MO           | 29177              | Ray County            | 50                           | 3                                  |
| MO           | 29179              | Reynolds County       | 40                           | 0                                  |
| MO           | 29181              | Ripley County         | 60                           | 0                                  |
| MO           | 29195              | Saline County         | 87                           | 1                                  |
| MO           | 29197              | Schuyler County       | 36                           | 0                                  |
| MO           | 29199              | Scotland County       | 18                           | 0                                  |
| MO           | 29201              | Scott County          | 260                          | 0                                  |
| MO           | 29203              | Shannon County        | 40                           | 0                                  |
| MO           | 29205              | Shelby County         | 18                           | 0                                  |
| MO           | 29183              | St. Charles County    | 177                          | 88                                 |
| MO           | 29185              | St. Clair County      | 32                           | 10                                 |
| MO           | 29187              | St. Francois County   | 150                          | 0                                  |
| MO           | 29510              | St. Louis City        | 2960                         | 64                                 |
| MO           | 29189              | St. Louis County      | 1182                         | 215                                |
| MO           | 29186              | Ste. Genevieve County | 60                           | 0                                  |
| MO           | 29207              | Stoddard County       | 180                          | 0                                  |
| MO           | 29209              | Stone County          | 77                           | 0                                  |
| MO           | 29211              | Sullivan County       | 28                           | 0                                  |
| MO           | 29213              | Taney County          | 117                          | 7                                  |
| MO           | 29215              | Texas County          | 80                           | 0                                  |
| MO           | 29217              | Vernon County         | 85                           | 0                                  |
| MO           | 29219              | Warren County         | 64                           | 18                                 |
| MO           | 29221              | Washington County     | 130                          | 0                                  |
| MO           | 29223              | Wayne County          | 54                           | 0                                  |
| MO           | 29225              | Webster County        | 100                          | 0                                  |
| MO           | 29227              | Worth County          | 20                           | 0                                  |
| MO           | 29229              | Wright County         | 98                           | 0                                  |
| MS           | 28001              | Adams County          | 447                          | 40                                 |
| MS           | 28003              | Alcorn County         | 116                          |                                    |
| MS           | 28005              | Amite County          | 40                           |                                    |
| MS           | 28007              | Attala County         | 160                          |                                    |
| MS           | 28009              | Benton County         | 182                          |                                    |
| MS           | 28011              | Bolivar County        | 966                          |                                    |
| MS           | 28013              | Calhoun County        | 65                           | 6                                  |
| MS           | 28015              | Carroll County        | 80                           |                                    |
| MS           | 28017              | Chickasaw County      | 55                           | 8                                  |
| MS           | 28019              | Choctaw County        | 80                           |                                    |
| MS           | 28021              | Claiborne County      | 230                          |                                    |
| MS           | 28023              | Clarke County         | 171                          |                                    |
| MS           | 28025              | Clay County           | 192                          | 12                                 |
| MS           | 28027              | Coahoma County        | 673                          |                                    |
| MS           | 28029              | Copiah County         | 316                          | 20                                 |
| MS           | 28031              | Covington County      | 240                          |                                    |
| MS           | 28033              | DeSoto County         | 380                          | 8                                  |
| MS           | 28035              | Forrest County        | 666                          | 70                                 |
| MS           | 28037              | Franklin County       | 90                           |                                    |

| <b>State</b> | <b>Cty. Code #</b> | <b>County</b>          | <b>Head Start Enrollment</b> | <b>Early Head Start Enrollment</b> |
|--------------|--------------------|------------------------|------------------------------|------------------------------------|
| MS           | 28039              | George County          | 159                          |                                    |
| MS           | 28041              | Greene County          | 117                          |                                    |
| MS           | 28043              | Grenada County         | 217                          | 12                                 |
| MS           | 28045              | Hancock County         | 192                          |                                    |
| MS           | 28047              | Harrison County        | 1,448                        | 42                                 |
| MS           | 28049              | Hinds County           | 2,085                        | 32                                 |
| MS           | 28051              | Holmes County          | 497                          | 32                                 |
| MS           | 28053              | Humphreys County       | 262                          |                                    |
| MS           | 28055              | Issaquena County       | 112                          |                                    |
| MS           | 28057              | Itawamba County        | 207                          |                                    |
| MS           | 28059              | Jackson County         | 717                          |                                    |
| MS           | 28061              | Jasper County          | 316                          |                                    |
| MS           | 28063              | Jefferson County       | 200                          |                                    |
| MS           | 28065              | Jefferson Davis County | 270                          |                                    |
| MS           | 28067              | Jones County           | 374                          | 63                                 |
| MS           | 28069              | Kemper County          | 111                          | 8                                  |
| MS           | 28071              | Lafayette County       | 215                          | 20                                 |
| MS           | 28073              | Lamar County           | 114                          |                                    |
| MS           | 28075              | Lauderdale County      | 567                          | 12                                 |
| MS           | 28077              | Lawrence County        | 200                          |                                    |
| MS           | 28079              | Leake County           | 171                          | 28                                 |
| MS           | 28081              | Lee County             | 370                          | 46                                 |
| MS           | 28083              | Leflore County         | 510                          | 90                                 |
| MS           | 28085              | Lincoln County         | 184                          |                                    |
| MS           | 28087              | Lowndes County         | 450                          | 12                                 |
| MS           | 28089              | Madison County         | 554                          | 8                                  |
| MS           | 28091              | Marion County          | 340                          |                                    |
| MS           | 28093              | Marshall County        | 532                          | 20                                 |
| MS           | 28095              | Monroe County          | 239                          | 22                                 |
| MS           | 28097              | Montgomery County      | 160                          |                                    |
| MS           | 28099              | Neshoba County         | 260                          |                                    |
| MS           | 28101              | Newton County          | 111                          | 28                                 |
| MS           | 28103              | Noxubee County         | 249                          | 12                                 |
| MS           | 28105              | Oktibbeha County       | 278                          | 8                                  |
| MS           | 28107              | Panola County          | 340                          | 8                                  |
| MS           | 28109              | Pearl River County     | 276                          | 78                                 |
| MS           | 28111              | Perry County           | 110                          | 6                                  |
| MS           | 28113              | Pike County            | 440                          | 22                                 |
| MS           | 28115              | Pontotoc County        | 77                           | 16                                 |
| MS           | 28117              | Prentiss County        | 300                          | 16                                 |
| MS           | 28119              | Quitman County         | 160                          |                                    |
| MS           | 28121              | Rankin County          | 368                          | 8                                  |
| MS           | 28123              | Scott County           | 250                          |                                    |
| MS           | 28125              | Sharkey County         | 57                           |                                    |
| MS           | 28127              | Simpson County         | 290                          |                                    |
| MS           | 28129              | Smith County           | 94                           | 24                                 |
| MS           | 28131              | Stone County           | 100                          | 38                                 |

| <b>State</b> | <b>Cty. Code #</b> | <b>County</b>          | <b>Head Start Enrollment</b> | <b>Early Head Start Enrollment</b> |
|--------------|--------------------|------------------------|------------------------------|------------------------------------|
| MS           | 28133              | Sunflower County       | 570                          |                                    |
| MS           | 28135              | Tallahatchie County    | 240                          | 8                                  |
| MS           | 28137              | Tate County            | 140                          | 8                                  |
| MS           | 28139              | Tippah County          | 184                          |                                    |
| MS           | 28141              | Tishomingo County      | 170                          |                                    |
| MS           | 28143              | Tunica County          | 246                          | 12                                 |
| MS           | 28145              | Union County           | 111                          |                                    |
| MS           | 28147              | Walthall County        | 180                          |                                    |
| MS           | 28149              | Warren County          | 534                          | 20                                 |
| MS           | 28151              | Washington County      | 1,215                        | 32                                 |
| MS           | 28153              | Wayne County           | 216                          |                                    |
| MS           | 28155              | Webster County         | 98                           |                                    |
| MS           | 28157              | Wilkinson County       | 259                          |                                    |
| MS           | 28159              | Winston County         | 251                          |                                    |
| MS           | 28161              | Yalobusha County       | 132                          |                                    |
| MS           | 28163              | Yazoo County           | 469                          |                                    |
| MT           | 30001              | Beaverhead County      | 22                           | 16                                 |
| MT           | 30003              | Big Horn County        | 0                            |                                    |
| MT           | 30005              | Blaine County          | 16                           | 1                                  |
| MT           | 30007              | Broadwater County      | 16                           |                                    |
| MT           | 30009              | Carbon County          | 0                            |                                    |
| MT           | 30011              | Carter County          | 0                            |                                    |
| MT           | 30013              | Cascade County         | 281                          |                                    |
| MT           | 30015              | Chouteau County        | 0                            |                                    |
| MT           | 30017              | Custer County          | 75                           |                                    |
| MT           | 30019              | Daniels County         | 0                            |                                    |
| MT           | 30021              | Dawson County          | 36                           |                                    |
| MT           | 30023              | Deer Lodge County      | 90                           |                                    |
| MT           | 30025              | Fallon County          | 0                            |                                    |
| MT           | 30027              | Fergus County          | 69                           |                                    |
| MT           | 30029              | Flathead County        | 186                          |                                    |
| MT           | 30031              | Gallatin County        | 119                          |                                    |
| MT           | 30033              | Garfield County        | 6                            |                                    |
| MT           | 30035              | Glacier County         | 19                           |                                    |
| MT           | 30037              | Golden Valley County   | 7                            |                                    |
| MT           | 30039              | Granite County         | 7                            |                                    |
| MT           | 30041              | Hill County            | 125                          | 59                                 |
| MT           | 30043              | Jefferson County       | 12                           |                                    |
| MT           | 30045              | Judith Basin County    | 10                           |                                    |
| MT           | 30047              | Lake County            | 0                            |                                    |
| MT           | 30049              | Lewis and Clark County | 245                          |                                    |
| MT           | 30051              | Liberty County         | 10                           |                                    |
| MT           | 30053              | Lincoln County         | 84                           | 48                                 |
| MT           | 30055              | McCone County          | 0                            |                                    |
| MT           | 30057              | Madison County         | 5                            |                                    |
| MT           | 30059              | Meagher County         | 9                            |                                    |

| <b>State</b> | <b>Cty. Code #</b> | <b>County</b>             | <b>Head Start Enrollment</b> | <b>Early Head Start Enrollment</b> |
|--------------|--------------------|---------------------------|------------------------------|------------------------------------|
| MT           | 30061              | Mineral County            | 18                           |                                    |
| MT           | 30063              | Missoula County           | 287                          | 64                                 |
| MT           | 30065              | Musselshell County        | 19                           |                                    |
| MT           | 30067              | Park County               | 40                           |                                    |
| MT           | 30069              | Petroleum County          | 6                            |                                    |
| MT           | 30071              | Phillips County           | 19                           |                                    |
| MT           | 30073              | Pondera County            | 17                           |                                    |
| MT           | 30075              | Powder River County       | 0                            |                                    |
| MT           | 30077              | Powell County             | 30                           |                                    |
| MT           | 30079              | Prairie County            | 0                            |                                    |
| MT           | 30081              | Ravalli County            | 100                          |                                    |
| MT           | 30083              | Richland County           | 0                            |                                    |
| MT           | 30085              | Roosevelt County          | 0                            |                                    |
| MT           | 30087              | Rosebud County            | 0                            |                                    |
| MT           | 30089              | Sanders County            | 30                           |                                    |
| MT           | 30091              | Sheridan County           | 0                            |                                    |
| MT           | 30093              | Silver Bow County         | 196                          | 24                                 |
| MT           | 30095              | Stillwater County         | 0                            |                                    |
| MT           | 30097              | Sweet Grass County        | 0                            |                                    |
| MT           | 30099              | Teton County              | 19                           |                                    |
| MT           | 30101              | Toole County              | 20                           |                                    |
| MT           | 30103              | Treasure County           | 0                            |                                    |
| MT           | 30105              | Valley County             | 19                           |                                    |
| MT           | 30107              | Wheatland County          | 2                            |                                    |
| MT           | 30109              | Wibaux County             | 0                            |                                    |
| MT           | 30111              | Yellowstone County        | 250                          | 33                                 |
| MT           | 30113              | Yellowstone National Park | 0                            |                                    |
| NC           | 37001              | Alamance County           | 254                          |                                    |
| NC           | 37003              | Alexander County          | 128                          | 60                                 |
| NC           | 37005              | Alleghany County          | 37                           |                                    |
| NC           | 37007              | Anson County              | 167                          |                                    |
| NC           | 37009              | Ashe County               | 54                           |                                    |
| NC           | 37011              | Avery County              | 34                           |                                    |
| NC           | 37013              | Beaufort County           | 97                           |                                    |
| NC           | 37015              | Bertie County             | 117                          | 12                                 |
| NC           | 37017              | Bladen County             | 80                           |                                    |
| NC           | 37019              | Brunswick County          | 140                          |                                    |
| NC           | 37021              | Buncombe County           | 488                          | 180                                |
| NC           | 37023              | Burke County              | 168                          |                                    |
| NC           | 37025              | Cabarrus County           | 327                          |                                    |
| NC           | 37027              | Caldwell County           | 111                          |                                    |
| NC           | 37029              | Camden County             | 20                           |                                    |
| NC           | 37031              | Carteret County           | 64                           | 24                                 |
| NC           | 37033              | Caswell County            | 45                           | 40                                 |
| NC           | 37035              | Catawba County            | 166                          |                                    |
| NC           | 37037              | Chatham County            | 99                           |                                    |

| <b>State</b> | <b>Cty. Code #</b> | <b>County</b>      | <b>Head Start Enrollment</b> | <b>Early Head Start Enrollment</b> |
|--------------|--------------------|--------------------|------------------------------|------------------------------------|
| NC           | 37039              | Cherokee County    | 119                          |                                    |
| NC           | 37041              | Chowan County      | 60                           |                                    |
| NC           | 37043              | Clay County        | 34                           |                                    |
| NC           | 37045              | Cleveland County   | 244                          |                                    |
| NC           | 37047              | Columbus County    | 207                          |                                    |
| NC           | 37049              | Craven County      | 427                          | 92                                 |
| NC           | 37051              | Cumberland County  | 718                          |                                    |
| NC           | 37053              | Currituck County   | 32                           |                                    |
| NC           | 37055              | Dare County        | 40                           |                                    |
| NC           | 37057              | Davidson County    | 105                          | 20                                 |
| NC           | 37059              | Davie County       | 53                           |                                    |
| NC           | 37061              | Duplin County      | 172                          |                                    |
| NC           | 37063              | Durham County      | 459                          |                                    |
| NC           | 37065              | Edgecombe County   | 219                          |                                    |
| NC           | 37067              | Forsyth County     | 499                          |                                    |
| NC           | 37069              | Franklin County    | 144                          |                                    |
| NC           | 37071              | Gaston County      | 308                          |                                    |
| NC           | 37073              | Gates County       | 40                           |                                    |
| NC           | 37075              | Graham County      | 51                           |                                    |
| NC           | 37077              | Granville County   | 50                           |                                    |
| NC           | 37079              | Greene County      | 57                           |                                    |
| NC           | 37081              | Guilford County    | 844                          | 196                                |
| NC           | 37083              | Halifax County     | 179                          | 16                                 |
| NC           | 37085              | Harnett County     | 212                          |                                    |
| NC           | 37087              | Haywood County     | 149                          |                                    |
| NC           | 37089              | Henderson County   | 201                          | 20                                 |
| NC           | 37091              | Hertford County    | 100                          | 16                                 |
| NC           | 37093              | Hoke County        | 80                           |                                    |
| NC           | 37095              | Hyde County        | 17                           |                                    |
| NC           | 37097              | Iredell County     | 154                          |                                    |
| NC           | 37099              | Jackson County     | 91                           |                                    |
| NC           | 37101              | Johnston County    | 335                          |                                    |
| NC           | 37103              | Jones County       | 36                           | 8                                  |
| NC           | 37105              | Lee County         | 90                           |                                    |
| NC           | 37107              | Lenoir County      | 220                          |                                    |
| NC           | 37109              | Lincoln County     | 152                          |                                    |
| NC           | 37111              | McDowell County    | 156                          | 52                                 |
| NC           | 37113              | Macon County       | 256                          | 135                                |
| NC           | 37115              | Madison County     | 64                           |                                    |
| NC           | 37117              | Martin County      | 182                          |                                    |
| NC           | 37119              | Mecklenburg County | 858                          |                                    |
| NC           | 37121              | Mitchell County    | 52                           |                                    |
| NC           | 37123              | Montgomery County  | 154                          | 20                                 |
| NC           | 37125              | Moore County       | 95                           | 20                                 |
| NC           | 37127              | Nash County        | 229                          |                                    |
| NC           | 37129              | New Hanover County | 260                          |                                    |
| NC           | 37131              | Northampton County | 137                          | 16                                 |

| <b>State</b> | <b>Cty. Code #</b> | <b>County</b>       | <b>Head Start Enrollment</b> | <b>Early Head Start Enrollment</b> |
|--------------|--------------------|---------------------|------------------------------|------------------------------------|
| NC           | 37133              | Onslow County       | 230                          |                                    |
| NC           | 37135              | Orange County       | 80                           | 100                                |
| NC           | 37137              | Pamlico County      | 90                           |                                    |
| NC           | 37139              | Pasquotank County   | 90                           |                                    |
| NC           | 37141              | Pender County       | 197                          |                                    |
| NC           | 37143              | Perquimans County   | 40                           |                                    |
| NC           | 37145              | Person County       | 111                          |                                    |
| NC           | 37147              | Pitt County         | 268                          |                                    |
| NC           | 37149              | Polk County         | 60                           |                                    |
| NC           | 37151              | Randolph County     | 126                          |                                    |
| NC           | 37153              | Richmond County     | 174                          |                                    |
| NC           | 37155              | Robeson County      | 586                          | 40                                 |
| NC           | 37157              | Rockingham County   | 252                          |                                    |
| NC           | 37159              | Rowan County        | 450                          | 40                                 |
| NC           | 37161              | Rutherford County   | 174                          | 40                                 |
| NC           | 37163              | Sampson County      | 345                          |                                    |
| NC           | 37165              | Scotland County     | 120                          |                                    |
| NC           | 37167              | Stanly County       | 88                           | 20                                 |
| NC           | 37169              | Stokes County       | 67                           |                                    |
| NC           | 37171              | Surry County        | 174                          |                                    |
| NC           | 37173              | Swain County        | 51                           |                                    |
| NC           | 37175              | Transylvania County | 74                           | 40                                 |
| NC           | 37177              | Tyrrell County      | 20                           |                                    |
| NC           | 37179              | Union County        | 158                          |                                    |
| NC           | 37181              | Vance County        | 192                          |                                    |
| NC           | 37183              | Wake County         | 411                          |                                    |
| NC           | 37185              | Warren County       | 62                           |                                    |
| NC           | 37187              | Washington County   | 34                           |                                    |
| NC           | 37189              | Watauga County      | 52                           |                                    |
| NC           | 37191              | Wayne County        | 442                          | 138                                |
| NC           | 37193              | Wilkes County       | 92                           |                                    |
| NC           | 37195              | Wilson County       | 185                          |                                    |
| NC           | 37197              | Yadkin County       | 91                           |                                    |
| NC           | 37199              | Yancey County       | 80                           |                                    |
|              |                    |                     |                              |                                    |
| ND           | 38001              | Adams County        | 6                            |                                    |
| ND           | 38003              | Barnes County       | 53                           | 8                                  |
| ND           | 38005              | Benson County       | 20                           | 12                                 |
| ND           | 38007              | Billings County     | 2                            |                                    |
| ND           | 38009              | Bottineau County    | 10                           |                                    |
| ND           | 38011              | Bowman County       | 5                            |                                    |
| ND           | 38013              | Burke County        | 0                            |                                    |
| ND           | 38015              | Burleigh County     | 186                          |                                    |
| ND           | 38017              | Cass County         | 208                          | 60                                 |
| ND           | 38019              | Cavalier County     | 12                           |                                    |
| ND           | 38021              | Dickey County       | 14                           |                                    |
| ND           | 38023              | Divide County       | 0                            |                                    |

| <b>State</b> | <b>Cty. Code #</b> | <b>County</b>        | <b>Head Start Enrollment</b> | <b>Early Head Start Enrollment</b> |
|--------------|--------------------|----------------------|------------------------------|------------------------------------|
| ND           | 38025              | Dunn County          | 5                            |                                    |
| ND           | 38027              | Eddy County          | 2                            | 1                                  |
| ND           | 38029              | Emmons County        | 11                           |                                    |
| ND           | 38031              | Foster County        | 2                            | 4                                  |
| ND           | 38033              | Golden Valley County | 3                            |                                    |
| ND           | 38035              | Grand Forks County   | 264                          | 3                                  |
| ND           | 38037              | Grant County         | 32                           |                                    |
| ND           | 38039              | Griggs County        | 1                            |                                    |
| ND           | 38041              | Hettinger County     | 7                            |                                    |
| ND           | 38043              | Kidder County        | 5                            |                                    |
| ND           | 38045              | LaMoure County       | 30                           |                                    |
| ND           | 38047              | Logan County         | 11                           | 1                                  |
| ND           | 38049              | McHenry County       | 44                           |                                    |
| ND           | 38051              | McIntosh County      | 0                            | 2                                  |
| ND           | 38053              | McKenzie County      | 0                            |                                    |
| ND           | 38055              | McLean County        | 32                           |                                    |
| ND           | 38057              | Mercer County        | 0                            |                                    |
| ND           | 38059              | Morton County        | 120                          |                                    |
| ND           | 38061              | Mountrail County     | 0                            |                                    |
| ND           | 38063              | Nelson County        | 12                           | 12                                 |
| ND           | 38065              | Oliver County        | 0                            |                                    |
| ND           | 38067              | Pembina County       | 12                           |                                    |
| ND           | 38069              | Pierce County        | 10                           |                                    |
| ND           | 38071              | Ramsey County        | 60                           | 26                                 |
| ND           | 38073              | Ransom County        | 9                            |                                    |
| ND           | 38075              | Renville County      | 0                            |                                    |
| ND           | 38077              | Richland County      | 35                           |                                    |
| ND           | 38079              | Rolette County       | 0                            |                                    |
| ND           | 38081              | Sargent County       | 9                            |                                    |
| ND           | 38083              | Sheridan County      | 10                           |                                    |
| ND           | 38085              | Sioux County         | 0                            |                                    |
| ND           | 38087              | Slope County         | 4                            |                                    |
| ND           | 38089              | Stark County         | 105                          |                                    |
| ND           | 38091              | Steele County        | 3                            | 2                                  |
| ND           | 38093              | Stutsman County      | 97                           | 20                                 |
| ND           | 38095              | Towner County        | 10                           |                                    |
| ND           | 38097              | Traill County        | 45                           | 23                                 |
| ND           | 38099              | Walsh County         | 34                           |                                    |
| ND           | 38101              | Ward County          | 203                          | 85                                 |
| ND           | 38103              | Wells County         | 20                           | 12                                 |
| ND           | 38105              | Williams County      | 115                          |                                    |
| NE           | 31001              | Adams County         | 125                          | 48                                 |
| NE           | 31003              | Antelope County      | 17                           | 0                                  |
| NE           | 31005              | Arthur County        | 0                            | 0                                  |
| NE           | 31007              | Banner County        | 0                            | 0                                  |
| NE           | 31009              | Blaine County        | 0                            | 0                                  |

| <b>State</b> | <b>Cty. Code #</b> | <b>County</b>    | <b>Head Start Enrollment</b> | <b>Early Head Start Enrollment</b> |
|--------------|--------------------|------------------|------------------------------|------------------------------------|
| NE           | 31011              | Boone County     | 18                           | 0                                  |
| NE           | 31013              | Box Butte County | 66                           | 18                                 |
| NE           | 31015              | Boyd County      | 0                            | 0                                  |
| NE           | 31017              | Brown County     | 18                           | 9                                  |
| NE           | 31019              | Buffalo County   | 116                          | 0                                  |
| NE           | 31021              | Burt County      | 17                           | 0                                  |
| NE           | 31023              | Butler County    | 17                           | 0                                  |
| NE           | 31025              | Cass County      | 140                          | 0                                  |
| NE           | 31027              | Cedar County     | 17                           | 0                                  |
| NE           | 31029              | Chase County     | 10                           | 0                                  |
| NE           | 31031              | Cherry County    | 28                           | 0                                  |
| NE           | 31033              | Cheyenne County  | 43                           | 0                                  |
| NE           | 31035              | Clay County      | 20                           | 16                                 |
| NE           | 31037              | Colfax County    | 47                           | 20                                 |
| NE           | 31039              | Cuming County    | 21                           | 0                                  |
| NE           | 31041              | Custer County    | 20                           | 9                                  |
| NE           | 31043              | Dakota County    | 72                           | 60                                 |
| NE           | 31045              | Dawes County     | 60                           | 18                                 |
| NE           | 31047              | Dawson County    | 61                           | 0                                  |
| NE           | 31049              | Deuel County     | 19                           | 0                                  |
| NE           | 31051              | Dixon County     | 6                            | 0                                  |
| NE           | 31053              | Dodge County     | 125                          | 0                                  |
| NE           | 31055              | Douglas County   | 893                          | 195                                |
| NE           | 31057              | Dundy County     | 10                           | 0                                  |
| NE           | 31059              | Fillmore County  | 17                           | 0                                  |
| NE           | 31061              | Franklin County  | 15                           | 16                                 |
| NE           | 31063              | Frontier County  | 10                           | 0                                  |
| NE           | 31065              | Furnas County    | 20                           | 0                                  |
| NE           | 31067              | Gage County      | 51                           | 20                                 |
| NE           | 31069              | Garden County    | 6                            | 0                                  |
| NE           | 31071              | Garfield County  | 17                           | 2                                  |
| NE           | 31073              | Gosper County    | 10                           | 0                                  |
| NE           | 31075              | Grant County     | 0                            | 0                                  |
| NE           | 31077              | Greeley County   | 17                           | 0                                  |
| NE           | 31079              | Hall County      | 153                          | 32                                 |
| NE           | 31081              | Hamilton County  | 18                           | 0                                  |
| NE           | 31083              | Harlan County    | 10                           | 0                                  |
| NE           | 31085              | Hayes County     | 0                            | 0                                  |
| NE           | 31087              | Hitchcock County | 10                           | 0                                  |
| NE           | 31089              | Holt County      | 37                           | 10                                 |
| NE           | 31091              | Hooker County    | 0                            | 0                                  |
| NE           | 31093              | Howard County    | 22                           | 0                                  |
| NE           | 31095              | Jefferson County | 17                           | 0                                  |
| NE           | 31097              | Johnson County   | 0                            | 0                                  |
| NE           | 31099              | Kearney County   | 17                           | 0                                  |
| NE           | 31101              | Keith County     | 17                           | 0                                  |
| NE           | 31103              | Keya Paha County | 0                            | 0                                  |



| <b>State</b> | <b>Cty. Code #</b> | <b>County</b>       | <b>Head Start Enrollment</b> | <b>Early Head Start Enrollment</b> |
|--------------|--------------------|---------------------|------------------------------|------------------------------------|
| NE           | 31105              | Kimball County      | 18                           | 0                                  |
| NE           | 31107              | Knox County         | 17                           | 0                                  |
| NE           | 31109              | Lancaster County    | 460                          | 140                                |
| NE           | 31111              | Lincoln County      | 60                           | 0                                  |
| NE           | 31113              | Logan County        | 0                            | 0                                  |
| NE           | 31115              | Loup County         | 0                            | 0                                  |
| NE           | 31119              | Madison County      | 90                           | 0                                  |
| NE           | 31117              | McPherson County    | 0                            | 0                                  |
| NE           | 31121              | Merrick County      | 18                           | 0                                  |
| NE           | 31123              | Morrill County      | 30                           | 0                                  |
| NE           | 31125              | Nance County        | 17                           | 0                                  |
| NE           | 31127              | Nemaha County       | 30                           | 0                                  |
| NE           | 31129              | Nuckolls County     | 15                           | 16                                 |
| NE           | 31131              | Otoe County         | 53                           | 0                                  |
| NE           | 31133              | Pawnee County       | 23                           | 0                                  |
| NE           | 31135              | Perkings            | 10                           | 0                                  |
| NE           | 31137              | Phelps County       | 17                           | 0                                  |
| NE           | 31139              | Pierce County       | 6                            | 0                                  |
| NE           | 31141              | Platte County       | 94                           | 89                                 |
| NE           | 31143              | Polk County         | 0                            | 0                                  |
| NE           | 31145              | Red Willow County   | 18                           | 0                                  |
| NE           | 31147              | Richardson County   | 50                           | 0                                  |
| NE           | 31149              | Rock County         | 0                            | 0                                  |
| NE           | 31151              | Saline County       | 32                           | 20                                 |
| NE           | 31153              | Sarpy County        | 125                          | 60                                 |
| NE           | 31155              | Saunders County     | 44                           | 0                                  |
| NE           | 31157              | Scotts Bluff County | 203                          | 52                                 |
| NE           | 31159              | Seward County       | 17                           | 0                                  |
| NE           | 31161              | Sheridan County     | 50                           | 0                                  |
| NE           | 31163              | Sherman County      | 18                           | 9                                  |
| NE           | 31165              | Sioux County        | 0                            | 0                                  |
| NE           | 31167              | Stanton County      | 12                           | 0                                  |
| NE           | 31169              | Thayer County       | 17                           | 0                                  |
| NE           | 31171              | Thomas County       | 0                            | 0                                  |
| NE           | 31173              | Thurston County     | 17                           | 0                                  |
| NE           | 31175              | Valley County       | 20                           | 7                                  |
| NE           | 31177              | Washington County   | 18                           | 0                                  |
| NE           | 31179              | Wayne County        | 23                           | 0                                  |
| NE           | 31181              | Webster County      | 15                           | 16                                 |
| NE           | 31183              | Wheeler County      | 0                            | 0                                  |
| NE           | 31185              | York County         | 47                           | 0                                  |
| NH           | 33001              | Belknap             | 73                           | 45                                 |
| NH           | 33003              | Carroll             | 66                           | 0                                  |
| NH           | 33005              | Cheshire            | 146                          | 0                                  |
| NH           | 33007              | Coos                | 111                          | 0                                  |
| NH           | 33009              | Grafton             | 101                          | 0                                  |

| <b>State</b> | <b>Cty. Code #</b> | <b>County</b>     | <b>Head Start Enrollment</b> | <b>Early Head Start Enrollment</b> |
|--------------|--------------------|-------------------|------------------------------|------------------------------------|
| NH           | 33011              | Hillsborough      | 299                          | 64                                 |
| NH           | 33013              | Merrimack         | 125                          | 60                                 |
| NH           | 33015              | Rockingham        | 177                          | 0                                  |
| NH           | 33017              | Stafford          | 239                          | 35                                 |
| NH           | 33019              | Sullivan          | 91                           | 0                                  |
| NJ           | 34001              | Atlantic County   | 556                          | 40                                 |
| NJ           | 34003              | Bergen County     | 389                          | 0                                  |
| NJ           | 34005              | Burlington County | 456                          | 0                                  |
| NJ           | 34007              | Camden County     | 1183                         | 90                                 |
| NJ           | 34009              | Cape May County   | 166                          | 0                                  |
| NJ           | 34011              | Cumberland County | 503                          | 80                                 |
| NJ           | 34013              | Essex County      | 3995                         | 217                                |
| NJ           | 34015              | Gloucester County | 243                          | 0                                  |
| NJ           | 34017              | Hudson County     | 1604                         | 60                                 |
| NJ           | 34019              | Hunterdon County  | 42                           | 0                                  |
| NJ           | 34021              | Mercer County     | 615                          | 24                                 |
| NJ           | 34023              | Middlesex County  | 650                          | 115                                |
| NJ           | 34025              | Monmouth County   | 537                          | 0                                  |
| NJ           | 34027              | Morris County     | 197                          | 0                                  |
| NJ           | 34029              | Ocean County      | 600                          | 60                                 |
| NJ           | 34031              | Passaic County    | 1226                         | 132                                |
| NJ           | 34033              | Salem County      | 180                          | 0                                  |
| NJ           | 34035              | Somerset County   | 277                          | 0                                  |
| NJ           | 34037              | Sussex County     | 111                          | 0                                  |
| NJ           | 34039              | Union County      | 679                          | 0                                  |
| NJ           | 34041              | Warren County     | 118                          | 115                                |
| NM           | 35001              | Bernalillo County | 1,168                        | 284                                |
| NM           | 35003              | Catron County     | 17                           | 0                                  |
| NM           | 35005              | Chaves County     | 370                          | 0                                  |
| NM           | 35006              | Cibola County     | 181                          | 0                                  |
| NM           | 35007              | Colfax County     | 100                          | 0                                  |
| NM           | 35009              | Curry County      | 113                          | 32                                 |
| NM           | 35011              | DeBaca County     | 9                            | 0                                  |
| NM           | 35013              | Dona Ana County   | 745                          | 40                                 |
| NM           | 35015              | Eddy County       | 508                          | 0                                  |
| NM           | 35017              | Grant County      | 184                          | 0                                  |
| NM           | 35019              | Guadalupe County  | 47                           | 0                                  |
| NM           | 35021              | Harding County    | 0                            | 0                                  |
| NM           | 35023              | Hidalgo County    | 51                           | 0                                  |
| NM           | 35025              | Lea County        | 274                          | 55                                 |
| NM           | 35027              | Lincoln County    | 125                          | 0                                  |
| NM           | 35028              | Los Alamos County | 0                            | 0                                  |
| NM           | 35029              | Luna County       | 105                          | 0                                  |
| NM           | 35031              | McKinley County   | 231                          | 0                                  |
| NM           | 35033              | Mora County       | 69                           | 0                                  |

| <b>State</b> | <b>Cty. Code #</b> | <b>County</b>      | <b>Head Start Enrollment</b> | <b>Early Head Start Enrollment</b> |
|--------------|--------------------|--------------------|------------------------------|------------------------------------|
| NM           | 35035              | Otero County       | 103                          | 0                                  |
| NM           | 35037              | Quay County        | 52                           | 19                                 |
| NM           | 35039              | Rio Arriba County  | 218                          | 0                                  |
| NM           | 35041              | Roosevelt County   | 92                           | 19                                 |
| NM           | 35043              | Sandoval County    | 190                          | 27                                 |
| NM           | 35045              | San Juan County    | 362                          | 116                                |
| NM           | 35047              | San Miguel County  | 435                          | 0                                  |
| NM           | 35049              | Santa Fe County    | 362                          | 57                                 |
| NM           | 35051              | Sierra County      | 18                           | 0                                  |
| NM           | 35053              | Socorro County     | 100                          | 0                                  |
| NM           | 35055              | Taos County        | 202                          | 16                                 |
| NM           | 35057              | Torrance County    | 113                          | 46                                 |
| NM           | 35059              | Union County       | 16                           | 0                                  |
| NM           | 35061              | Valencia County    | 295                          | 0                                  |
|              |                    |                    |                              |                                    |
| NV           | 32001              | Churchill County   | 34                           | 0                                  |
| NV           | 32003              | Clark County       | 1723                         | 120                                |
| NV           | 32007              | Elko County        | 136                          | 40                                 |
| NV           | 32013              | Humboldt County    | 34                           | 0                                  |
| NV           | 32019              | Lyon County        | 34                           | 0                                  |
| NV           | 32021              | Mineral County     | 34                           | 0                                  |
| NV           | 32031              | Washoe County      | 398                          | 96                                 |
| NV           | 32033              | White Pine County  | 51                           | 20                                 |
| NV           | 32510              | Carson City        | 34                           | 0                                  |
|              |                    |                    |                              |                                    |
| NY           | 36001              | Albany County      | 469                          | 72                                 |
| NY           | 36003              | Alleghany          | 204                          | 56                                 |
| NY           | 36005              | Bronx County       | 5944                         | 75                                 |
| NY           | 36007              | Broome County      | 580                          | 0                                  |
| NY           | 36009              | Cattaraugus County | 282                          | 50                                 |
| NY           | 36011              | Cayuga County      | 275                          | 0                                  |
| NY           | 36013              | Chautauqua County  | 424                          | 82                                 |
| NY           | 36015              | Chemung County     | 334                          | 0                                  |
| NY           | 36017              | Chenango County    | 221                          | 98                                 |
| NY           | 36019              | Clinton County     | 177                          | 0                                  |
| NY           | 36021              | COLUMBIA COUNTY    | 146                          | 0                                  |
| NY           | 36023              | Cortland County    | 200                          | 0                                  |
| NY           | 36025              | Delaware County    | 234                          | 0                                  |
| NY           | 36027              | Dutchess County    | 418                          | 135                                |
| NY           | 36029              | Erie County        | 1983                         | 117                                |
| NY           | 36031              | Essex County       | 135                          | 0                                  |
| NY           | 36033              | Franklin County    | 160                          | 0                                  |
| NY           | 36035              | Fulton County      | 285                          | 0                                  |
| NY           | 36037              | Genesee County     | 66                           | 0                                  |
| NY           | 36039              | Greene County      | 214                          | 0                                  |
| NY           | 36041              | Hamilton County    | 0                            | 0                                  |

| <b>State</b> | <b>Cty. Code #</b> | <b>County</b>       | <b>Head Start Enrollment</b> | <b>Early Head Start Enrollment</b> |
|--------------|--------------------|---------------------|------------------------------|------------------------------------|
| NY           | 36043              | Herkimer County     | 100                          | 0                                  |
| NY           | 36045              | Jefferson County    | 275                          | 0                                  |
| NY           | 36047              | Kings County        | 9735                         | 398                                |
| NY           | 36049              | Lewis County        | 130                          | 0                                  |
| NY           | 36051              | Livingston County   | 71                           | 0                                  |
| NY           | 36053              | Madison County      | 189                          | 50                                 |
| NY           | 36055              | Monroe County       | 1224                         | 211                                |
| NY           | 36057              | Montgomery County   | 0                            | 0                                  |
| NY           | 36059              | Nassau County       | 787                          | 0                                  |
| NY           | 36061              | New York County     | 5357                         | 1048                               |
| NY           | 36063              | Niagara County      | 453                          | 0                                  |
| NY           | 36065              | Oneida County       | 666                          | 110                                |
| NY           | 36067              | Onondaga County     | 863                          | 134                                |
| NY           | 36069              | Ontario County      | 187                          | 0                                  |
| NY           | 36071              | Orange County       | 666                          | 0                                  |
| NY           | 36073              | Orleans County      | 155                          | 40                                 |
| NY           | 36075              | Oswego County       | 248                          | 0                                  |
| NY           | 36077              | Otsego County       | 295                          | 100                                |
| NY           | 36079              | Putnam County       | 34                           | 0                                  |
| NY           | 36081              | Queens County       | 2284                         | 97                                 |
| NY           | 36083              | Rensselaer          | 417                          | 103                                |
| NY           | 36085              | Richmond County     | 470                          | 0                                  |
| NY           | 36087              | Rockland County     | 795                          | 157                                |
| NY           | 36091              | Saratoga County     | 310                          | 124                                |
| NY           | 36093              | Schenectady County  | 276                          | 0                                  |
| NY           | 36095              | Schoharie County    | 164                          | 0                                  |
| NY           | 36097              | Schuyler County     | 118                          | 0                                  |
| NY           | 36099              | Seneca County       | 102                          | 60                                 |
| NY           | 36089              | St. Lawrence County | 351                          | 0                                  |
| NY           | 36101              | Steuben County      | 261                          | 62                                 |
| NY           | 36103              | Suffolk County      | 1679                         | 172                                |
| NY           | 36105              | Sullivan County     | 255                          | 56                                 |
| NY           | 36107              | Tioga County        | 139                          | 0                                  |
| NY           | 36109              | Tompkins County     | 254                          | 0                                  |
| NY           | 36111              | Ulster County       | 231                          | 48                                 |
| NY           | 36113              | Warren County       | 232                          | 0                                  |
| NY           | 36115              | Washington County   | 310                          | 110                                |
| NY           | 36117              | Wayne County        | 255                          | 62                                 |
| NY           | 36119              | Westchester County  | 1759                         | 156                                |
| NY           | 36121              | Wyoming County      | 0                            | 0                                  |
| NY           | 36123              | Yates County        | 30                           | 0                                  |
| OH           | 39001              | Adams County        | 155                          | 16                                 |
| OH           | 39003              | Allen County        | 442                          | 60                                 |
| OH           | 39005              | Ashland County      | 169                          |                                    |
| OH           | 39007              | Ashtabula County    | 371                          |                                    |
| OH           | 39009              | Athens County       | 162                          |                                    |

| <b>State</b> | <b>Cty. Code #</b> | <b>County</b>     | <b>Head Start Enrollment</b> | <b>Early Head Start Enrollment</b> |
|--------------|--------------------|-------------------|------------------------------|------------------------------------|
| OH           | 39011              | Auglaize County   | 119                          |                                    |
| OH           | 39013              | Belmont County    | 238                          |                                    |
| OH           | 39015              | Brown County      | 158                          | 16                                 |
| OH           | 39017              | Butler County     | 784                          |                                    |
| OH           | 39019              | Carroll County    | 121                          |                                    |
| OH           | 39021              | Champaign County  | 80                           |                                    |
| OH           | 39023              | Clark County      | 537                          | 38                                 |
| OH           | 39025              | Clermont County   | 397                          | 84                                 |
| OH           | 39027              | Clinton County    | 140                          |                                    |
| OH           | 39029              | Columbiana County | 358                          |                                    |
| OH           | 39031              | Coshocton County  | 183                          |                                    |
| OH           | 39033              | Crawford County   | 138                          |                                    |
| OH           | 39035              | Cuyahoga County   | 4,711                        | 120                                |
| OH           | 39037              | Darke County      | 163                          | 12                                 |
| OH           | 39039              | Defiance County   | 119                          |                                    |
| OH           | 39041              | Delaware County   | 75                           |                                    |
| OH           | 39043              | Erie County       | 140                          |                                    |
| OH           | 39045              | Fairfield County  | 209                          | 40                                 |
| OH           | 39047              | Fayette County    | 165                          |                                    |
| OH           | 39049              | Franklin County   | 3,361                        | 60                                 |
| OH           | 39051              | Fulton County     | 77                           |                                    |
| OH           | 39053              | Gallia County     | 183                          |                                    |
| OH           | 39055              | Geauga County     | 76                           |                                    |
| OH           | 39057              | Greene County     | 252                          | 54                                 |
| OH           | 39059              | Guernsey County   | 242                          | 22                                 |
| OH           | 39061              | Hamilton County   | 3,484                        | 182                                |
| OH           | 39063              | Hancock County    | 171                          |                                    |
| OH           | 39065              | Hardin County     | 123                          |                                    |
| OH           | 39067              | Harrison County   | 34                           |                                    |
| OH           | 39069              | Henry County      | 80                           |                                    |
| OH           | 39071              | Highland County   | 238                          |                                    |
| OH           | 39073              | Hocking County    | 104                          |                                    |
| OH           | 39075              | Holmes County     | 152                          |                                    |
| OH           | 39077              | Huron County      | 162                          |                                    |
| OH           | 39079              | Jackson County    | 182                          |                                    |
| OH           | 39081              | Jefferson County  | 266                          |                                    |
| OH           | 39083              | Knox County       | 216                          |                                    |
| OH           | 39085              | Lake County       | 338                          | 60                                 |
| OH           | 39087              | Lawrence County   | 376                          | 120                                |
| OH           | 39089              | Licking County    | 337                          |                                    |
| OH           | 39091              | Logan County      | 112                          |                                    |
| OH           | 39093              | Lorain County     | 1,055                        | 40                                 |
| OH           | 39095              | Lucas County      | 2,043                        |                                    |
| OH           | 39097              | Madison County    | 136                          |                                    |
| OH           | 39099              | Mahoning County   | 1,121                        | 40                                 |
| OH           | 39101              | Marion County     | 253                          |                                    |
| OH           | 39103              | Medina County     | 215                          | 55                                 |

| <b>State</b> | <b>Cty. Code #</b> | <b>County</b>     | <b>Head Start Enrollment</b> | <b>Early Head Start Enrollment</b> |
|--------------|--------------------|-------------------|------------------------------|------------------------------------|
| OH           | 39105              | Meigs County      | 119                          |                                    |
| OH           | 39107              | Mercer County     | 166                          |                                    |
| OH           | 39109              | Miami County      | 191                          | 28                                 |
| OH           | 39111              | Monroe County     | 87                           | 12                                 |
| OH           | 39113              | Montgomery County | 2,090                        | 72                                 |
| OH           | 39115              | Morgan County     | 90                           | 13                                 |
| OH           | 39117              | Morrow County     | 126                          |                                    |
| OH           | 39119              | Muskingum County  | 301                          |                                    |
| OH           | 39121              | Noble County      | 72                           | 20                                 |
| OH           | 39123              | Ottawa County     | 137                          | 8                                  |
| OH           | 39125              | Paulding County   | 33                           |                                    |
| OH           | 39127              | Perry County      | 205                          |                                    |
| OH           | 39129              | Pickaway County   | 230                          |                                    |
| OH           | 39131              | Pike County       | 207                          | 40                                 |
| OH           | 39133              | Portage County    | 307                          |                                    |
| OH           | 39135              | Preble County     | 152                          | 28                                 |
| OH           | 39137              | Putnam County     | 53                           |                                    |
| OH           | 39139              | Richland County   | 375                          | 40                                 |
| OH           | 39141              | Ross County       | 269                          |                                    |
| OH           | 39143              | Sandusky County   | 216                          | 16                                 |
| OH           | 39145              | Scioto County     | 479                          |                                    |
| OH           | 39147              | Seneca County     | 190                          | 28                                 |
| OH           | 39149              | Shelby County     | 126                          | 10                                 |
| OH           | 39151              | Stark County      | 855                          |                                    |
| OH           | 39153              | Summit County     | 1,695                        | 40                                 |
| OH           | 39155              | Trumbull County   | 669                          |                                    |
| OH           | 39157              | Tuscarawas County | 228                          |                                    |
| OH           | 39159              | Union County      | 100                          |                                    |
| OH           | 39161              | Van Wert County   | 62                           |                                    |
| OH           | 39163              | Vinton County     | 47                           |                                    |
| OH           | 39165              | Warren County     | 262                          |                                    |
| OH           | 39167              | Washington County | 225                          | 27                                 |
| OH           | 39169              | Wayne County      | 227                          | 57                                 |
| OH           | 39171              | Williams County   | 122                          |                                    |
| OH           | 39173              | Wood County       | 188                          | 8                                  |
| OH           | 39175              | Wyandot County    | 61                           |                                    |
| OK           | 40001              | Adair County      | 93                           | 0                                  |
| OK           | 40003              | Alfalfa County    | 22                           | 0                                  |
| OK           | 40005              | Atoka County      | 114                          | 0                                  |
| OK           | 40007              | Beaver County     | 18                           | 0                                  |
| OK           | 40009              | Beckham County    | 91                           | 0                                  |
| OK           | 40011              | Blaine County     | 54                           | 0                                  |
| OK           | 40013              | Bryan County      | 235                          | 0                                  |
| OK           | 40015              | Caddo County      | 223                          | 0                                  |
| OK           | 40017              | Canadian County   | 139                          | 0                                  |
| OK           | 40019              | Carter County     | 235                          | 0                                  |

| <b>State</b> | <b>Cty. Code #</b> | <b>County</b>     | <b>Head Start Enrollment</b> | <b>Early Head Start Enrollment</b> |
|--------------|--------------------|-------------------|------------------------------|------------------------------------|
| OK           | 40021              | Cherokee County   | 202                          | 0                                  |
| OK           | 40023              | Choctaw County    | 168                          | 20                                 |
| OK           | 40025              | Cimarron County   | 18                           | 0                                  |
| OK           | 40027              | Cleveland County  | 279                          | 74                                 |
| OK           | 40029              | Coal County       | 83                           | 0                                  |
| OK           | 40031              | Comanche County   | 391                          | 60                                 |
| OK           | 40033              | Cotton County     | 17                           | 0                                  |
| OK           | 40035              | Craig County      | 20                           | 0                                  |
| OK           | 40037              | Creek County      | 230                          | 88                                 |
| OK           | 40039              | Custer County     | 125                          | 0                                  |
| OK           | 40041              | Delaware County   | 151                          | 0                                  |
| OK           | 40043              | Dewey County      | 0                            | 0                                  |
| OK           | 40045              | Ellis County      | 18                           | 0                                  |
| OK           | 40047              | Garfield County   | 163                          | 0                                  |
| OK           | 40049              | Garvin County     | 108                          | 0                                  |
| OK           | 40051              | Grady County      | 231                          | 0                                  |
| OK           | 40053              | Grant County      | 18                           | 0                                  |
| OK           | 40055              | Greer County      | 40                           | 0                                  |
| OK           | 40057              | Harmon County     | 32                           | 0                                  |
| OK           | 40059              | Harper County     | 13                           | 0                                  |
| OK           | 40061              | Haskell County    | 128                          | 0                                  |
| OK           | 40063              | Hughes County     | 105                          | 0                                  |
| OK           | 40065              | Jackson County    | 167                          | 0                                  |
| OK           | 40067              | Jefferson County  | 70                           | 0                                  |
| OK           | 40069              | Johnston County   | 97                           | 0                                  |
| OK           | 40071              | Kay County        | 91                           | 0                                  |
| OK           | 40073              | Kingfisher County | 36                           | 0                                  |
| OK           | 40075              | Kiowa County      | 100                          | 0                                  |
| OK           | 40077              | Latimer County    | 128                          | 0                                  |
| OK           | 40079              | Le Flore County   | 422                          | 0                                  |
| OK           | 40081              | Lincoln County    | 121                          | 0                                  |
| OK           | 40083              | Logan County      | 104                          | 16                                 |
| OK           | 40085              | Love County       | 71                           | 0                                  |
| OK           | 40087              | McClain County    | 108                          | 0                                  |
| OK           | 40089              | McCurtain County  | 200                          | 26                                 |
| OK           | 40091              | McIntosh County   | 36                           | 0                                  |
| OK           | 40093              | Major County      | 22                           | 0                                  |
| OK           | 40095              | Marshall County   | 96                           | 0                                  |
| OK           | 40097              | Mayes County      | 175                          | 8                                  |
| OK           | 40099              | Murray County     | 77                           | 0                                  |
| OK           | 40101              | Muskogee County   | 389                          | 60                                 |
| OK           | 40103              | Noble County      | 37                           | 0                                  |
| OK           | 40105              | Nowata County     | 16                           | 0                                  |
| OK           | 40107              | Okfuskee County   | 128                          | 0                                  |
| OK           | 40109              | Oklahoma County   | 1,999                        | 120                                |
| OK           | 40111              | Okmulgee County   | 131                          | 15                                 |
| OK           | 40113              | Osage County      | 120                          | 56                                 |

| <b>State</b> | <b>Cty. Code #</b> | <b>County</b>       | <b>Head Start Enrollment</b> | <b>Early Head Start Enrollment</b> |
|--------------|--------------------|---------------------|------------------------------|------------------------------------|
| OK           | 40115              | Ottawa County       | 206                          | 0                                  |
| OK           | 40117              | Pawnee County       | 77                           | 0                                  |
| OK           | 40119              | Payne County        | 224                          | 48                                 |
| OK           | 40121              | Pittsburg County    | 215                          | 0                                  |
| OK           | 40123              | Pontotoc County     | 183                          | 0                                  |
| OK           | 40125              | Pottawatomie County | 199                          | 16                                 |
| OK           | 40127              | Pushmataha County   | 81                           | 20                                 |
| OK           | 40129              | Roger Mills County  | 20                           | 0                                  |
| OK           | 40131              | Rogers County       | 145                          | 10                                 |
| OK           | 40133              | Seminole County     | 127                          | 58                                 |
| OK           | 40135              | Sequoyah County     | 284                          | 0                                  |
| OK           | 40137              | Stephens County     | 75                           | 0                                  |
| OK           | 40139              | Texas County        | 54                           | 0                                  |
| OK           | 40141              | Tillman County      | 118                          | 0                                  |
| OK           | 40143              | Tulsa County        | 1,525                        | 131                                |
| OK           | 40145              | Wagoner County      | 74                           | 18                                 |
| OK           | 40147              | Washington County   | 168                          | 0                                  |
| OK           | 40149              | Washita County      | 60                           | 0                                  |
| OK           | 40151              | Woods County        | 18                           | 0                                  |
| OK           | 40153              | Woodward County     | 72                           | 0                                  |
| OR           | 41001              | Baker County        | 42                           | 0                                  |
| OR           | 41003              | Benton County       | 36                           | 0                                  |
| OR           | 41005              | Clackamas County    | 232                          | 0                                  |
| OR           | 41007              | Clatsop County      | 57                           | 0                                  |
| OR           | 41009              | Columbia County     | 65                           | 0                                  |
| OR           | 41011              | Coos County         | 170                          | 0                                  |
| OR           | 41013              | Crook County        | 18                           | 0                                  |
| OR           | 41015              | Curry County        | 16                           | 0                                  |
| OR           | 41017              | Deschutes County    | 104                          | 0                                  |
| OR           | 41019              | Douglas County      | 199                          | 0                                  |
| OR           | 41021              | Gilliam County      | 4                            | 0                                  |
| OR           | 41023              | Grant County        | 5                            | 0                                  |
| OR           | 41025              | Harney County       | 20                           | 0                                  |
| OR           | 41027              | Hood River County   | 71                           | 31                                 |
| OR           | 41029              | Jackson County      | 318                          | 54                                 |
| OR           | 41031              | Jefferson County    | 20                           | 0                                  |
| OR           | 41033              | Josephine County    | 170                          | 26                                 |
| OR           | 41035              | Klamath County      | 157                          | 0                                  |
| OR           | 41037              | Lake County         | 24                           | 0                                  |
| OR           | 41039              | Lane County         | 561                          | 0                                  |
| OR           | 41041              | Lincoln County      | 102                          | 0                                  |
| OR           | 41043              | Linn County         | 231                          | 0                                  |
| OR           | 41045              | Malheur County      | 169                          | 0                                  |
| OR           | 41047              | Marion County       | 76                           | 0                                  |
| OR           | 41049              | Morrow County       | 45                           | 8                                  |
| OR           | 41051              | Multnomah County    | 1037                         | 278                                |



| <b>State</b> | <b>Cty. Code #</b> | <b>County</b>     | <b>Head Start Enrollment</b> | <b>Early Head Start Enrollment</b> |
|--------------|--------------------|-------------------|------------------------------|------------------------------------|
| OR           | 41053              | Polk County       | 413                          | 0                                  |
| OR           | 41055              | Sherman County    | 0                            | 0                                  |
| OR           | 41057              | Tillamook County  | 65                           | 0                                  |
| OR           | 41059              | Umatilla County   | 254                          | 48                                 |
| OR           | 41061              | Union County      | 66                           | 0                                  |
| OR           | 41063              | Wallowa County    | 30                           | 0                                  |
| OR           | 41065              | Wasco County      | 73                           | 33                                 |
| OR           | 41067              | Washington County | 348                          | 80                                 |
| OR           | 41069              | Wheeler County    | 0                            | 0                                  |
| OR           | 41071              | Yamhill County    | 156                          | 0                                  |
|              |                    |                   |                              |                                    |
| PA           | 42001              | Adams County      | 234                          |                                    |
| PA           | 42003              | Allegheny County  | 3,354                        | 240                                |
| PA           | 42005              | Armstrong County  | 212                          |                                    |
| PA           | 42007              | Beaver County     | 582                          | 107                                |
| PA           | 42009              | Bedford County    | 208                          | 75                                 |
| PA           | 42011              | Berks County      | 610                          |                                    |
| PA           | 42013              | Blair County      | 404                          |                                    |
| PA           | 42015              | Bradford County   | 167                          | 38                                 |
| PA           | 42017              | Bucks County      | 621                          |                                    |
| PA           | 42019              | Butler County     | 315                          | 40                                 |
| PA           | 42021              | Cambria County    | 468                          |                                    |
| PA           | 42023              | Cameron County    | 19                           |                                    |
| PA           | 42025              | Carbon County     | 148                          |                                    |
| PA           | 42027              | Centre County     | 135                          | 48                                 |
| PA           | 42029              | Chester County    | 427                          |                                    |
| PA           | 42031              | Clarion County    | 124                          |                                    |
| PA           | 42033              | Clearfield County | 407                          | 128                                |
| PA           | 42035              | Clinton County    | 89                           |                                    |
| PA           | 42037              | Columbia County   | 195                          |                                    |
| PA           | 42039              | Crawford County   | 206                          |                                    |
| PA           | 42041              | Cumberland County | 157                          |                                    |
| PA           | 42043              | Dauphin County    | 515                          | 70                                 |
| PA           | 42045              | Delaware County   | 950                          |                                    |
| PA           | 42047              | Elk County        | 55                           |                                    |
| PA           | 42049              | Erie County       | 823                          |                                    |
| PA           | 42051              | Fayette County    | 675                          |                                    |
| PA           | 42053              | Forest County     | 15                           |                                    |
| PA           | 42055              | Franklin County   | 308                          |                                    |
| PA           | 42057              | Fulton County     |                              | 32                                 |
| PA           | 42059              | Greene County     | 200                          | 24                                 |
| PA           | 42061              | Huntingdon County | 170                          | 72                                 |
| PA           | 42063              | Indiana County    | 283                          | 40                                 |
| PA           | 42065              | Jefferson County  | 150                          |                                    |
| PA           | 42067              | Juniata County    | 118                          |                                    |
| PA           | 42069              | Lackawanna County | 546                          | 27                                 |
| PA           | 42071              | Lancaster County  | 810                          |                                    |

| <b>State</b> | <b>Cty. Code #</b> | <b>County</b>         | <b>Head Start Enrollment</b> | <b>Early Head Start Enrollment</b> |
|--------------|--------------------|-----------------------|------------------------------|------------------------------------|
| PA           | 42073              | Lawrence County       | 350                          |                                    |
| PA           | 42075              | Lebanon County        | 243                          |                                    |
| PA           | 42077              | Lehigh County         | 486                          | 83                                 |
| PA           | 42079              | Luzerne County        | 676                          | 96                                 |
| PA           | 42081              | Lycoming County       | 308                          |                                    |
| PA           | 42083              | Mc Kean County        | 155                          |                                    |
| PA           | 42085              | Mercer County         | 313                          | 66                                 |
| PA           | 42087              | Mifflin County        | 191                          | 59                                 |
| PA           | 42089              | Monroe County         | 165                          |                                    |
| PA           | 42091              | Montgomery County     | 478                          | 60                                 |
| PA           | 42093              | Montour County        | 89                           |                                    |
| PA           | 42095              | Northampton County    | 338                          | 31                                 |
| PA           | 42097              | Northumberland County | 229                          |                                    |
| PA           | 42099              | Perry County          | 55                           |                                    |
| PA           | 42101              | Philadelphia County   | 6,722                        | 514                                |
| PA           | 42103              | Pike County           | 16                           | 8                                  |
| PA           | 42105              | Potter County         | 42                           |                                    |
| PA           | 42107              | Schuylkill County     | 415                          |                                    |
| PA           | 42111              | Somerset County       | 172                          |                                    |
| PA           | 42109              | Snyder County         | 105                          | 29                                 |
| PA           | 42113              | Sullivan County       | 24                           |                                    |
| PA           | 42115              | Susquehanna County    | 66                           | 1                                  |
| PA           | 42117              | Tioga County          | 121                          | 37                                 |
| PA           | 42119              | Union County          | 86                           | 26                                 |
| PA           | 42121              | Venango County        | 175                          | 116                                |
| PA           | 42123              | Warren County         | 185                          |                                    |
| PA           | 42125              | Washington County     | 392                          | 48                                 |
| PA           | 42127              | Wayne County          | 65                           | 19                                 |
| PA           | 42129              | Westmoreland County   | 698                          | 75                                 |
| PA           | 42131              | Wyoming County        | 64                           |                                    |
| PA           | 42133              | York County           | 411                          |                                    |
| PR           | 72002              | Adjuntas              | 264                          | 0                                  |
| PR           | 72003              | Aguada                | 191                          | 0                                  |
| PR           | 72005              | Aguadilla             | 485                          | 0                                  |
| PR           | 72007              | Aguas Buenas          | 237                          | 0                                  |
| PR           | 72009              | Aibonito              | 284                          | 0                                  |
| PR           | 72011              | Anasco                | 115                          | 0                                  |
| PR           | 72013              | Arecibo               | 1108                         | 90                                 |
| PR           | 72015              | Arroyo                | 283                          | 0                                  |
| PR           | 72017              | Barceloneta           | 443                          | 110                                |
| PR           | 72019              | Barranquitas          | 246                          | 0                                  |
| PR           | 72021              | Bayamon               | 1715                         | 64                                 |
| PR           | 72023              | Cabo Rojo             | 193                          | 0                                  |
| PR           | 72025              | Caguas                | 1127                         | 212                                |
| PR           | 72027              | Camuy                 | 175                          | 0                                  |
| PR           | 72029              | Canovanas             | 828                          | 0                                  |

| <b>State</b> | <b>Cty. Code #</b> | <b>County</b> | <b>Head Start Enrollment</b> | <b>Early Head Start Enrollment</b> |
|--------------|--------------------|---------------|------------------------------|------------------------------------|
| PR           | 72031              | Carolina      | 1061                         | 132                                |
| PR           | 72033              | Catano        | 229                          | 0                                  |
| PR           | 72035              | Cayey         | 401                          | 0                                  |
| PR           | 72037              | Ceiba         | 133                          | 0                                  |
| PR           | 72039              | Ciales        | 275                          | 0                                  |
| PR           | 72041              | Cidra         | 257                          | 0                                  |
| PR           | 72043              | Coamo         | 461                          | 0                                  |
| PR           | 72045              | Comerio       | 150                          | 0                                  |
| PR           | 72047              | Corozal       | 286                          | 0                                  |
| PR           | 72049              | Culebra       | 20                           | 0                                  |
| PR           | 72051              | Dorado        | 364                          | 0                                  |
| PR           | 72053              | Fajardo       | 330                          | 0                                  |
| PR           | 72055              | Florida       | 105                          | 0                                  |
| PR           | 72057              | Guanica       | 138                          | 0                                  |
| PR           | 72059              | Guayama       | 722                          | 0                                  |
| PR           | 72061              | Guayanilla    | 97                           | 0                                  |
| PR           | 72063              | Guaynabo      | 1030                         | 100                                |
| PR           | 72065              | Gurabo        | 210                          | 0                                  |
| PR           | 72067              | Hatillo       | 270                          | 0                                  |
| PR           | 72069              | Hormigueros   | 70                           | 0                                  |
| PR           | 72071              | Humacao       | 695                          | 48                                 |
| PR           | 72073              | Isabela       | 231                          | 0                                  |
| PR           | 72075              | Jayuya        | 143                          | 0                                  |
| PR           | 72077              | Juana Diaz    | 491                          | 0                                  |
| PR           | 72079              | Juncos        | 204                          | 0                                  |
| PR           | 72081              | Lajas         | 94                           | 0                                  |
| PR           | 72083              | Lares         | 194                          | 0                                  |
| PR           | 72085              | Las Marias    | 83                           | 0                                  |
| PR           | 72087              | Las Piedras   | 362                          | 0                                  |
| PR           | 72089              | Loiza         | 645                          | 0                                  |
| PR           | 72091              | Luquillo      | 248                          | 0                                  |
| PR           | 72093              | Manati        | 421                          | 0                                  |
| PR           | 72095              | Maricao       | 65                           | 0                                  |
| PR           | 72097              | Maunabo       | 214                          | 0                                  |
| PR           | 72099              | Mayaguez      | 865                          | 99                                 |
| PR           | 72101              | Moca          | 121                          | 0                                  |
| PR           | 72103              | Morovis       | 288                          | 0                                  |
| PR           | 72105              | Naguabo       | 95                           | 0                                  |
| PR           | 72107              | Naranjito     | 150                          | 0                                  |
| PR           | 72109              | Orocovis      | 432                          | 0                                  |
| PR           | 72111              | Patillas      | 418                          | 0                                  |
| PR           | 72113              | Penuelas      | 298                          | 0                                  |
| PR           | 72115              | Ponce         | 1680                         | 72                                 |
| PR           | 72001              | Puerto Rico   | 0                            | 0                                  |
| PR           | 72117              | Quebradillas  | 210                          | 0                                  |
| PR           | 72119              | Rincon        | 53                           | 0                                  |
| PR           | 72121              | Rio Grande    | 495                          | 0                                  |

| <b>State</b> | <b>Cty. Code #</b> | <b>County</b>       | <b>Head Start Enrollment</b> | <b>Early Head Start Enrollment</b> |
|--------------|--------------------|---------------------|------------------------------|------------------------------------|
| PR           | 72123              | Sabana Grande       | 109                          | 46                                 |
| PR           | 72125              | Salinas             | 349                          | 0                                  |
| PR           | 72127              | San German          | 158                          | 0                                  |
| PR           | 72129              | San Juan            | 6010                         | 520                                |
| PR           | 72131              | San Lorenzo         | 367                          | 0                                  |
| PR           | 72133              | San Sebastian       | 382                          | 60                                 |
| PR           | 72135              | Santa Isabel        | 316                          | 90                                 |
| PR           | 72137              | Toa Alta            | 207                          | 0                                  |
| PR           | 72139              | Toa Baja            | 776                          | 88                                 |
| PR           | 72141              | Trujillo Alto       | 564                          | 0                                  |
| PR           | 72143              | Utua                | 515                          | 0                                  |
| PR           | 72145              | Vega Alta           | 313                          | 0                                  |
| PR           | 72147              | Vega Baja           | 610                          | 0                                  |
| PR           | 72149              | Vieques             | 92                           | 0                                  |
| PR           | 72151              | Villalba            | 209                          | 0                                  |
| PR           | 72153              | Yabucoa             | 320                          | 0                                  |
| PR           | 72155              | Yauco               | 160                          | 0                                  |
| RI           | 44001              | Bristol             | 113                          | 0                                  |
| RI           | 44003              | Kent                | 346                          | 115                                |
| RI           | 44005              | Newport             | 244                          | 108                                |
| RI           | 44007              | Providence          | 1890                         | 158                                |
| RI           | 44009              | Washington          | 176                          | 0                                  |
| SC           | 45001              | Abbeville County    | 140                          |                                    |
| SC           | 45003              | Aiken County        | 331                          |                                    |
| SC           | 45005              | Allendale County    | 73                           |                                    |
| SC           | 45007              | Anderson County     | 444                          | 38                                 |
| SC           | 45009              | Bamberg County      | 140                          | 45                                 |
| SC           | 45011              | Barnwell County     | 104                          |                                    |
| SC           | 45013              | Beaufort County     | 302                          | 20                                 |
| SC           | 45015              | Berkeley County     | 523                          |                                    |
| SC           | 45017              | Calhoun County      | 40                           |                                    |
| SC           | 45019              | Charleston County   | 936                          | 40                                 |
| SC           | 45021              | Cherokee County     | 131                          |                                    |
| SC           | 45023              | Chester County      | 222                          |                                    |
| SC           | 45025              | Chesterfield County | 281                          |                                    |
| SC           | 45027              | Clarendon County    | 235                          |                                    |
| SC           | 45029              | Colleton County     | 220                          |                                    |
| SC           | 45031              | Darlington County   | 428                          |                                    |
| SC           | 45033              | Dillon County       | 197                          |                                    |
| SC           | 45035              | Dorchester County   | 159                          |                                    |
| SC           | 45037              | Edgefield County    | 95                           |                                    |
| SC           | 45039              | Fairfield County    | 80                           |                                    |
| SC           | 45041              | Florence County     | 415                          |                                    |
| SC           | 45043              | Georgetown County   | 163                          |                                    |
| SC           | 45045              | Greenville County   | 643                          | 108                                |

| <b>State</b> | <b>Cty. Code #</b> | <b>County</b>       | <b>Head Start Enrollment</b> | <b>Early Head Start Enrollment</b> |
|--------------|--------------------|---------------------|------------------------------|------------------------------------|
| SC           | 45047              | Greenwood County    | 314                          | 31                                 |
| SC           | 45049              | Hampton County      | 100                          |                                    |
| SC           | 45051              | Horry County        | 311                          |                                    |
| SC           | 45053              | Jasper County       | 118                          | 20                                 |
| SC           | 45055              | Kershaw County      | 140                          |                                    |
| SC           | 45057              | Lancaster County    | 94                           | 40                                 |
| SC           | 45059              | Laurens County      | 180                          |                                    |
| SC           | 45061              | Lee County          | 120                          |                                    |
| SC           | 45063              | Lexington County    | 214                          |                                    |
| SC           | 45065              | McCormick County    | 80                           |                                    |
| SC           | 45067              | Marion County       | 287                          |                                    |
| SC           | 45069              | Marlboro County     | 225                          |                                    |
| SC           | 45071              | Newberry County     | 176                          |                                    |
| SC           | 45073              | Oconee County       | 94                           | 32                                 |
| SC           | 45075              | Orangeburg County   | 451                          |                                    |
| SC           | 45077              | Pickens County      | 199                          | 16                                 |
| SC           | 45079              | Richland County     | 475                          |                                    |
| SC           | 45081              | Saluda County       | 111                          | 29                                 |
| SC           | 45083              | Spartanburg County  | 419                          | 120                                |
| SC           | 45085              | Sumter County       | 430                          | 99                                 |
| SC           | 45087              | Union County        | 134                          |                                    |
| SC           | 45089              | Williamsburg County | 300                          |                                    |
| SC           | 45091              | York County         | 336                          |                                    |
| SD           | 46003              | Aurora County       | 12                           |                                    |
| SD           | 46005              | Beadle County       | 62                           |                                    |
| SD           | 46007              | Bennett County      | 12                           |                                    |
| SD           | 46009              | Bon Homme County    | 12                           |                                    |
| SD           | 46011              | Brookings County    | 49                           | 11                                 |
| SD           | 46013              | Brown County        | 78                           |                                    |
| SD           | 46015              | Brule County        | 28                           |                                    |
| SD           | 46017              | Buffalo County      | 0                            |                                    |
| SD           | 46019              | Butte County        | 24                           | 39                                 |
| SD           | 46021              | Campbell County     | 7                            |                                    |
| SD           | 46023              | Charles Mix County  | 78                           |                                    |
| SD           | 46025              | Clark County        | 8                            | 2                                  |
| SD           | 46027              | Clay County         | 61                           | 21                                 |
| SD           | 46029              | Codington County    | 60                           | 19                                 |
| SD           | 46031              | Corson County       | 5                            |                                    |
| SD           | 46033              | Custer County       | 3                            | 2                                  |
| SD           | 46035              | Davison County      | 48                           |                                    |
| SD           | 46037              | Day County          | 40                           |                                    |
| SD           | 46039              | Deuel County        | 14                           | 1                                  |
| SD           | 46041              | Dewey County        | 0                            |                                    |
| SD           | 46043              | Douglas County      | 12                           |                                    |
| SD           | 46045              | Edmunds County      | 20                           |                                    |
| SD           | 46047              | Fall River County   | 12                           | 8                                  |

| <b>State</b> | <b>Cty. Code #</b> | <b>County</b>     | <b>Head Start Enrollment</b> | <b>Early Head Start Enrollment</b> |
|--------------|--------------------|-------------------|------------------------------|------------------------------------|
| SD           | 46049              | Faulk County      | 10                           |                                    |
| SD           | 46051              | Grant County      | 6                            | 3                                  |
| SD           | 46053              | Gregory County    | 36                           |                                    |
| SD           | 46055              | Haakon County     | 7                            | 8                                  |
| SD           | 46057              | Hamlin County     | 3                            | 2                                  |
| SD           | 46059              | Hand County       | 12                           |                                    |
| SD           | 46061              | Hanson County     | 12                           |                                    |
| SD           | 46063              | Harding County    | 12                           | 8                                  |
| SD           | 46065              | Hughes County     | 97                           | 18                                 |
| SD           | 46067              | Hutchinson County | 15                           |                                    |
| SD           | 46069              | Hyde County       | 12                           | 10                                 |
| SD           | 46071              | Jackson County    | 4                            |                                    |
| SD           | 46073              | Jerauld County    | 12                           |                                    |
| SD           | 46075              | Jones County      | 11                           | 5                                  |
| SD           | 46077              | Kingsbury County  | 4                            |                                    |
| SD           | 46079              | Lake County       | 45                           | 11                                 |
| SD           | 46081              | Lawrence County   | 12                           | 11                                 |
| SD           | 46083              | Lincoln County    | 59                           | 10                                 |
| SD           | 46085              | Lyman County      | 12                           |                                    |
| SD           | 46087              | McCook County     | 12                           |                                    |
| SD           | 46089              | McPherson County  | 16                           |                                    |
| SD           | 46091              | Marshall County   | 12                           |                                    |
| SD           | 46093              | Meade County      | 45                           | 18                                 |
| SD           | 46095              | Mellette County   | 23                           | 6                                  |
| SD           | 46097              | Miner County      | 12                           | 2                                  |
| SD           | 46099              | Minnehaha County  | 426                          | 60                                 |
| SD           | 46101              | Moody County      | 19                           | 10                                 |
| SD           | 46103              | Pennington County | 336                          | 89                                 |
| SD           | 46105              | Perkins County    | 40                           | 13                                 |
| SD           | 46107              | Potter County     | 3                            |                                    |
| SD           | 46109              | Roberts County    | 48                           |                                    |
| SD           | 46111              | Sanborn County    | 12                           |                                    |
| SD           | 46113              | Shannon County    | 46                           |                                    |
| SD           | 46115              | Spink County      | 34                           |                                    |
| SD           | 46117              | Stanley County    | 18                           | 6                                  |
| SD           | 46119              | Sully County      | 5                            | 5                                  |
| SD           | 46121              | Todd County       | 0                            |                                    |
| SD           | 46123              | Tripp County      | 0                            |                                    |
| SD           | 46125              | Turner County     | 13                           | 11                                 |
| SD           | 46127              | Union County      | 28                           | 13                                 |
| SD           | 46129              | Walworth County   | 34                           |                                    |
| SD           | 46135              | Yankton County    | 57                           |                                    |
| SD           | 46137              | Ziebach County    | 0                            |                                    |
| TN           | 47001              | Anderson County   | 290                          | 80                                 |
| TN           | 47003              | Bedford County    | 77                           | 20                                 |
| TN           | 47005              | Benton County     | 54                           | 12                                 |

| <b>State</b> | <b>Cty. Code #</b> | <b>County</b>     | <b>Head Start Enrollment</b> | <b>Early Head Start Enrollment</b> |
|--------------|--------------------|-------------------|------------------------------|------------------------------------|
| TN           | 47007              | Bledsoe County    | 45                           |                                    |
| TN           | 47009              | Blount County     | 194                          |                                    |
| TN           | 47011              | Bradley County    | 174                          |                                    |
| TN           | 47013              | Campbell County   | 120                          |                                    |
| TN           | 47015              | Cannon County     | 54                           | 5                                  |
| TN           | 47017              | Carroll County    | 98                           | 8                                  |
| TN           | 47019              | Carter County     | 153                          |                                    |
| TN           | 47021              | Cheatham County   | 72                           | 5                                  |
| TN           | 47023              | Chester County    | 68                           |                                    |
| TN           | 47025              | Claiborne County  | 232                          | 40                                 |
| TN           | 47027              | Clay County       | 80                           |                                    |
| TN           | 47029              | Cocke County      | 133                          |                                    |
| TN           | 47031              | Coffee County     | 88                           |                                    |
| TN           | 47033              | Crockett County   | 40                           |                                    |
| TN           | 47035              | Cumberland County | 198                          |                                    |
| TN           | 47037              | Davidson County   | 1,485                        |                                    |
| TN           | 47039              | Decatur County    | 38                           |                                    |
| TN           | 47041              | DeKalb County     | 74                           |                                    |
| TN           | 47043              | Dickson County    | 113                          |                                    |
| TN           | 47045              | Dyer County       | 100                          | 16                                 |
| TN           | 47047              | Fayette County    | 92                           | 12                                 |
| TN           | 47049              | Fentress County   | 111                          |                                    |
| TN           | 47051              | Franklin County   | 160                          |                                    |
| TN           | 47053              | Gibson County     | 124                          | 50                                 |
| TN           | 47055              | Giles County      | 120                          | 20                                 |
| TN           | 47057              | Grainger County   | 58                           |                                    |
| TN           | 47059              | Greene County     | 119                          |                                    |
| TN           | 47061              | Grundy County     | 60                           |                                    |
| TN           | 47063              | Hamblen County    | 182                          | 48                                 |
| TN           | 47065              | Hamilton County   | 622                          | 146                                |
| TN           | 47067              | Hancock County    | 58                           |                                    |
| TN           | 47069              | Hardeman County   | 116                          |                                    |
| TN           | 47071              | Hardin County     | 77                           |                                    |
| TN           | 47073              | Hawkins County    | 136                          |                                    |
| TN           | 47075              | Haywood County    | 110                          |                                    |
| TN           | 47077              | Henderson County  | 93                           |                                    |
| TN           | 47079              | Henry County      | 54                           | 29                                 |
| TN           | 47081              | Hickman County    | 40                           |                                    |
| TN           | 47083              | Houston County    | 40                           |                                    |
| TN           | 47085              | Humphreys County  | 40                           |                                    |
| TN           | 47087              | Jackson County    | 140                          |                                    |
| TN           | 47089              | Jefferson County  | 80                           |                                    |
| TN           | 47091              | Johnson County    | 85                           |                                    |
| TN           | 47093              | Knox County       | 860                          | 32                                 |
| TN           | 47095              | Lake County       | 36                           |                                    |
| TN           | 47097              | Lauderdale County | 140                          | 16                                 |
| TN           | 47099              | Lawrence County   | 78                           | 20                                 |

| <b>State</b> | <b>Cty. Code #</b> | <b>County</b>     | <b>Head Start Enrollment</b> | <b>Early Head Start Enrollment</b> |
|--------------|--------------------|-------------------|------------------------------|------------------------------------|
| TN           | 47101              | Lewis County      | 60                           |                                    |
| TN           | 47103              | Lincoln County    | 40                           |                                    |
| TN           | 47105              | Loudon County     | 78                           | 38                                 |
| TN           | 47107              | McMinn County     | 177                          |                                    |
| TN           | 47109              | McNairy County    | 77                           |                                    |
| TN           | 47111              | Macon County      | 137                          |                                    |
| TN           | 47113              | Madison County    | 244                          | 19                                 |
| TN           | 47115              | Marion County     | 135                          |                                    |
| TN           | 47117              | Marshall County   | 33                           |                                    |
| TN           | 47119              | Maury County      | 160                          |                                    |
| TN           | 47121              | Meigs County      | 44                           |                                    |
| TN           | 47123              | Monroe County     | 80                           |                                    |
| TN           | 47125              | Montgomery County | 216                          |                                    |
| TN           | 47127              | Moore County      | 15                           |                                    |
| TN           | 47129              | Morgan County     | 147                          | 40                                 |
| TN           | 47131              | Obion County      | 84                           | 12                                 |
| TN           | 47133              | Overton County    | 91                           |                                    |
| TN           | 47135              | Perry County      | 49                           |                                    |
| TN           | 47137              | Pickett County    | 37                           |                                    |
| TN           | 47139              | Polk County       | 51                           |                                    |
| TN           | 47141              | Putnam County     | 171                          |                                    |
| TN           | 47143              | Rhea County       | 90                           |                                    |
| TN           | 47145              | Roane County      | 167                          | 38                                 |
| TN           | 47147              | Robertson County  | 90                           | 8                                  |
| TN           | 47149              | Rutherford County | 164                          | 16                                 |
| TN           | 47151              | Scott County      | 117                          |                                    |
| TN           | 47153              | Sequatchie County | 47                           |                                    |
| TN           | 47155              | Sevier County     | 171                          |                                    |
| TN           | 47157              | Shelby County     | 3,186                        | 95                                 |
| TN           | 47159              | Smith County      | 80                           |                                    |
| TN           | 47161              | Stewart County    | 37                           |                                    |
| TN           | 47163              | Sullivan County   | 306                          |                                    |
| TN           | 47165              | Sumner County     | 106                          | 8                                  |
| TN           | 47167              | Tipton County     | 115                          | 8                                  |
| TN           | 47169              | Trousdale County  | 36                           | 5                                  |
| TN           | 47171              | Unicoi County     | 68                           |                                    |
| TN           | 47173              | Union County      | 60                           |                                    |
| TN           | 47175              | Van Buren County  | 37                           |                                    |
| TN           | 47177              | Warren County     | 111                          |                                    |
| TN           | 47179              | Washington County | 204                          |                                    |
| TN           | 47181              | Wayne County      | 37                           |                                    |
| TN           | 47183              | Weakley County    | 57                           | 29                                 |
| TN           | 47185              | White County      | 94                           |                                    |
| TN           | 47187              | Williamson County | 72                           | 5                                  |
| TN           | 47189              | Wilson County     | 168                          | 8                                  |
| TX           | 48001              | Anderson County   | 136                          | 0                                  |



| <b>State</b> | <b>Cty. Code #</b> | <b>County</b>        | <b>Head Start Enrollment</b> | <b>Early Head Start Enrollment</b> |
|--------------|--------------------|----------------------|------------------------------|------------------------------------|
| TX           | 48003              | Andrews County       | 63                           | 0                                  |
| TX           | 48005              | Angelina County      | 94                           | 0                                  |
| TX           | 48007              | Aransas County       | 77                           | 0                                  |
| TX           | 48009              | Archer County        | 17                           | 0                                  |
| TX           | 48011              | Armstrong County     | 0                            | 0                                  |
| TX           | 48013              | Atascosa County      | 225                          | 0                                  |
| TX           | 48015              | Austin County        | 66                           | 0                                  |
| TX           | 48017              | Bailey County        | 20                           | 0                                  |
| TX           | 48019              | Bandera County       | 65                           | 0                                  |
| TX           | 48021              | Bastrop County       | 183                          | 0                                  |
| TX           | 48023              | Baylor County        | 16                           | 0                                  |
| TX           | 48025              | Bee County           | 297                          | 0                                  |
| TX           | 48027              | Bell County          | 498                          | 60                                 |
| TX           | 48029              | Bexar County         | 6,789                        | 314                                |
| TX           | 48031              | Blanco County        | 35                           | 0                                  |
| TX           | 48033              | Borden County        | 0                            | 0                                  |
| TX           | 48035              | Bosque County        | 54                           | 0                                  |
| TX           | 48037              | Bowie County         | 228                          | 40                                 |
| TX           | 48039              | Brazoria County      | 448                          | 44                                 |
| TX           | 48041              | Brazos County        | 367                          | 40                                 |
| TX           | 48043              | Brewster County      | 0                            | 0                                  |
| TX           | 48045              | Briscoe County       | 0                            | 0                                  |
| TX           | 48047              | Brooks County        | 149                          | 37                                 |
| TX           | 48049              | Brown County         | 125                          | 40                                 |
| TX           | 48051              | Burleson County      | 33                           | 0                                  |
| TX           | 48053              | Burnet County        | 126                          | 40                                 |
| TX           | 48055              | Caldwell County      | 123                          | 16                                 |
| TX           | 48057              | Calhoun County       | 85                           | 0                                  |
| TX           | 48059              | Callahan County      | 37                           | 0                                  |
| TX           | 48061              | Cameron County       | 2,243                        | 120                                |
| TX           | 48063              | Camp County          | 40                           | 0                                  |
| TX           | 48065              | Carson County        | 0                            | 0                                  |
| TX           | 48067              | Cass County          | 187                          | 0                                  |
| TX           | 48069              | Castro County        | 72                           | 0                                  |
| TX           | 48071              | Chambers County      | 66                           | 0                                  |
| TX           | 48073              | Cherokee County      | 207                          | 0                                  |
| TX           | 48075              | Childress County     | 40                           | 0                                  |
| TX           | 48077              | Clay County          | 27                           | 0                                  |
| TX           | 48079              | Cochran County       | 35                           | 19                                 |
| TX           | 48081              | Coke County          | 20                           | 0                                  |
| TX           | 48083              | Coleman County       | 40                           | 0                                  |
| TX           | 48085              | Collin County        | 378                          | 40                                 |
| TX           | 48087              | Collingsworth County | 18                           | 0                                  |
| TX           | 48089              | Colorado County      | 85                           | 0                                  |
| TX           | 48091              | Comal County         | 172                          | 0                                  |
| TX           | 48093              | Comanche County      | 60                           | 0                                  |
| TX           | 48095              | Concho County        | 20                           | 0                                  |

| <b>State</b> | <b>Cty. Code #</b> | <b>County</b>     | <b>Head Start Enrollment</b> | <b>Early Head Start Enrollment</b> |
|--------------|--------------------|-------------------|------------------------------|------------------------------------|
| TX           | 48097              | Cooke County      | 125                          | 0                                  |
| TX           | 48099              | Coryell County    | 199                          | 0                                  |
| TX           | 48101              | Cottle County     | 18                           | 0                                  |
| TX           | 48103              | Crane County      | 37                           | 0                                  |
| TX           | 48105              | Crockett County   | 20                           | 0                                  |
| TX           | 48107              | Crosby County     | 34                           | 0                                  |
| TX           | 48109              | Culberson County  | 0                            | 0                                  |
| TX           | 48111              | Dallam County     | 80                           | 0                                  |
| TX           | 48113              | Dallas County     | 4,161                        | 218                                |
| TX           | 48115              | Dawson County     | 154                          | 0                                  |
| TX           | 48117              | Deaf Smith County | 40                           | 0                                  |
| TX           | 48119              | Delta County      | 54                           | 0                                  |
| TX           | 48121              | Denton County     | 193                          | 0                                  |
| TX           | 48123              | DeWitt County     | 68                           | 0                                  |
| TX           | 48125              | Dickens County    | 0                            | 0                                  |
| TX           | 48127              | Dimmit County     | 84                           | 12                                 |
| TX           | 48129              | Donley County     | 18                           | 0                                  |
| TX           | 48131              | Duval County      | 106                          | 8                                  |
| TX           | 48133              | Eastland County   | 60                           | 0                                  |
| TX           | 48135              | Ector County      | 499                          | 0                                  |
| TX           | 48137              | Edwards County    | 15                           | 14                                 |
| TX           | 48139              | Ellis County      | 189                          | 0                                  |
| TX           | 48141              | El Paso County    | 3,732                        | 213                                |
| TX           | 48143              | Erath County      | 81                           | 42                                 |
| TX           | 48145              | Falls County      | 92                           | 0                                  |
| TX           | 48147              | Fannin County     | 139                          | 0                                  |
| TX           | 48149              | Fayette County    | 54                           | 0                                  |
| TX           | 48151              | Fisher County     | 17                           | 0                                  |
| TX           | 48153              | Floyd County      | 40                           | 0                                  |
| TX           | 48155              | Foard County      | 19                           | 0                                  |
| TX           | 48157              | Fort Bend County  | 479                          | 142                                |
| TX           | 48159              | Franklin County   | 51                           | 0                                  |
| TX           | 48161              | Freestone County  | 51                           | 0                                  |
| TX           | 48163              | Frio County       | 122                          | 8                                  |
| TX           | 48165              | Gaines County     | 155                          | 0                                  |
| TX           | 48167              | Galveston County  | 753                          | 0                                  |
| TX           | 48169              | Garza County      | 17                           | 17                                 |
| TX           | 48171              | Gillespie County  | 113                          | 0                                  |
| TX           | 48173              | Glasscock County  | 17                           | 0                                  |
| TX           | 48175              | Goliad County     | 76                           | 0                                  |
| TX           | 48177              | Gonzales County   | 112                          | 0                                  |
| TX           | 48179              | Gray County       | 116                          | 0                                  |
| TX           | 48181              | Grayson County    | 256                          | 40                                 |
| TX           | 48183              | Gregg County      | 347                          | 60                                 |
| TX           | 48185              | Grimes County     | 98                           | 0                                  |
| TX           | 48187              | Guadalupe County  | 154                          | 0                                  |
| TX           | 48189              | Hale County       | 160                          | 0                                  |

| <b>State</b> | <b>Cty. Code #</b> | <b>County</b>     | <b>Head Start Enrollment</b> | <b>Early Head Start Enrollment</b> |
|--------------|--------------------|-------------------|------------------------------|------------------------------------|
| TX           | 48191              | Hall County       | 17                           | 0                                  |
| TX           | 48193              | Hamilton County   | 20                           | 0                                  |
| TX           | 48195              | Hansford County   | 0                            | 0                                  |
| TX           | 48197              | Hardeman County   | 52                           | 0                                  |
| TX           | 48199              | Hardin County     | 90                           | 0                                  |
| TX           | 48201              | Harris County     | 6,649                        | 418                                |
| TX           | 48203              | Harrison County   | 323                          | 0                                  |
| TX           | 48205              | Hartley County    | 0                            | 0                                  |
| TX           | 48207              | Haskell County    | 20                           | 0                                  |
| TX           | 48209              | Hays County       | 253                          | 74                                 |
| TX           | 48211              | Hemphill County   | 0                            | 0                                  |
| TX           | 48213              | Henderson County  | 109                          | 0                                  |
| TX           | 48215              | Hidalgo County    | 3,570                        | 0                                  |
| TX           | 48217              | Hill County       | 97                           | 0                                  |
| TX           | 48219              | Hockley County    | 194                          | 3                                  |
| TX           | 48221              | Hood County       | 67                           | 32                                 |
| TX           | 48223              | Hopkins County    | 179                          | 0                                  |
| TX           | 48225              | Houston County    | 94                           | 40                                 |
| TX           | 48227              | Howard County     | 254                          | 0                                  |
| TX           | 48229              | Hudspeth County   | 71                           | 0                                  |
| TX           | 48231              | Hunt County       | 161                          | 0                                  |
| TX           | 48233              | Hutchinson County | 60                           | 0                                  |
| TX           | 48235              | Irion County      | 20                           | 0                                  |
| TX           | 48237              | Jack County       | 0                            | 0                                  |
| TX           | 48239              | Jackson County    | 51                           | 0                                  |
| TX           | 48241              | Jasper County     | 70                           | 0                                  |
| TX           | 48243              | Jeff Davis County | 0                            | 0                                  |
| TX           | 48245              | Jefferson County  | 898                          | 0                                  |
| TX           | 48247              | Jim Hogg County   | 53                           | 8                                  |
| TX           | 48249              | Jim Wells County  | 290                          | 61                                 |
| TX           | 48251              | Johnson County    | 161                          | 32                                 |
| TX           | 48253              | Jones County      | 54                           | 0                                  |
| TX           | 48255              | Karnes County     | 77                           | 0                                  |
| TX           | 48257              | Kaufman County    | 316                          | 0                                  |
| TX           | 48259              | Kendall County    | 93                           | 0                                  |
| TX           | 48261              | Kenedy County     | 0                            | 0                                  |
| TX           | 48263              | Kent County       | 0                            | 0                                  |
| TX           | 48265              | Kerr County       | 113                          | 0                                  |
| TX           | 48267              | Kimble County     | 40                           | 0                                  |
| TX           | 48269              | King County       | 0                            | 0                                  |
| TX           | 48271              | Kinney County     | 20                           | 14                                 |
| TX           | 48273              | Kleberg County    | 217                          | 49                                 |
| TX           | 48275              | Knox County       | 30                           | 0                                  |
| TX           | 48277              | Lamar County      | 208                          | 0                                  |
| TX           | 48279              | Lamb County       | 148                          | 0                                  |
| TX           | 48281              | Lampasas County   | 40                           | 0                                  |
| TX           | 48283              | La Salle County   | 34                           | 12                                 |

| <b>State</b> | <b>Cty. Code #</b> | <b>County</b>      | <b>Head Start Enrollment</b> | <b>Early Head Start Enrollment</b> |
|--------------|--------------------|--------------------|------------------------------|------------------------------------|
| TX           | 48285              | Lavaca County      | 51                           | 0                                  |
| TX           | 48287              | Lee County         | 33                           | 0                                  |
| TX           | 48289              | Leon County        | 22                           | 0                                  |
| TX           | 48291              | Liberty County     | 176                          | 0                                  |
| TX           | 48293              | Limestone County   | 100                          | 0                                  |
| TX           | 48295              | Lipscomb County    | 0                            | 0                                  |
| TX           | 48297              | Live Oak County    | 40                           | 0                                  |
| TX           | 48299              | Llano County       | 40                           | 0                                  |
| TX           | 48301              | Loving County      | 0                            | 0                                  |
| TX           | 48303              | Lubbock County     | 943                          | 56                                 |
| TX           | 48305              | Lynn County        | 51                           | 0                                  |
| TX           | 48307              | McCulloch County   | 40                           | 0                                  |
| TX           | 48309              | McLennan County    | 781                          | 80                                 |
| TX           | 48311              | McMullen County    | 0                            | 0                                  |
| TX           | 48313              | Madison County     | 42                           | 0                                  |
| TX           | 48315              | Marion County      | 40                           | 0                                  |
| TX           | 48317              | Martin County      | 37                           | 0                                  |
| TX           | 48319              | Mason County       | 17                           | 0                                  |
| TX           | 48321              | Matagorda County   | 186                          | 0                                  |
| TX           | 48323              | Maverick County    | 431                          | 28                                 |
| TX           | 48325              | Medina County      | 270                          | 0                                  |
| TX           | 48327              | Menard County      | 20                           | 0                                  |
| TX           | 48329              | Midland County     | 340                          | 0                                  |
| TX           | 48331              | Milam County       | 74                           | 0                                  |
| TX           | 48333              | Mills County       | 20                           | 0                                  |
| TX           | 48335              | Mitchell County    | 40                           | 0                                  |
| TX           | 48337              | Montague County    | 48                           | 0                                  |
| TX           | 48339              | Montgomery County  | 288                          | 0                                  |
| TX           | 48341              | Moore County       | 88                           | 0                                  |
| TX           | 48343              | Morris County      | 34                           | 0                                  |
| TX           | 48345              | Motley County      | 0                            | 0                                  |
| TX           | 48347              | Nacogdoches County | 205                          | 40                                 |
| TX           | 48349              | Navarro County     | 226                          | 0                                  |
| TX           | 48351              | Newton County      | 40                           | 0                                  |
| TX           | 48353              | Nolan County       | 100                          | 52                                 |
| TX           | 48355              | Nueces County      | 1,136                        | 114                                |
| TX           | 48357              | Ochiltree County   | 50                           | 0                                  |
| TX           | 48359              | Oldham County      | 0                            | 0                                  |
| TX           | 48361              | Orange County      | 239                          | 0                                  |
| TX           | 48363              | Palo Pinto County  | 109                          | 47                                 |
| TX           | 48365              | Panola County      | 90                           | 0                                  |
| TX           | 48367              | Parker County      | 66                           | 21                                 |
| TX           | 48369              | Parmer County      | 74                           | 0                                  |
| TX           | 48371              | Pecos County       | 117                          | 0                                  |
| TX           | 48373              | Polk County        | 100                          | 0                                  |
| TX           | 48375              | Potter County      | 529                          | 268                                |
| TX           | 48377              | Presidio County    | 0                            | 0                                  |

| <b>State</b> | <b>Cty. Code #</b> | <b>County</b>        | <b>Head Start Enrollment</b> | <b>Early Head Start Enrollment</b> |
|--------------|--------------------|----------------------|------------------------------|------------------------------------|
| TX           | 48379              | Rains County         | 34                           | 0                                  |
| TX           | 48381              | Randall County       | 34                           | 10                                 |
| TX           | 48383              | Reagan County        | 60                           | 0                                  |
| TX           | 48385              | Real County          | 35                           | 12                                 |
| TX           | 48387              | Red River County     | 136                          | 0                                  |
| TX           | 48389              | Reeves County        | 145                          | 0                                  |
| TX           | 48391              | Refugio County       | 74                           | 0                                  |
| TX           | 48393              | Roberts County       | 0                            | 0                                  |
| TX           | 48395              | Robertson County     | 114                          | 0                                  |
| TX           | 48397              | Rockwall County      | 104                          | 40                                 |
| TX           | 48399              | Runnels County       | 34                           | 0                                  |
| TX           | 48401              | Rusk County          | 192                          | 0                                  |
| TX           | 48403              | Sabine County        | 40                           | 0                                  |
| TX           | 48405              | San Augustine County | 38                           | 0                                  |
| TX           | 48407              | San Jacinto County   | 94                           | 0                                  |
| TX           | 48409              | San Patricio County  | 411                          | 60                                 |
| TX           | 48411              | San Saba County      | 37                           | 0                                  |
| TX           | 48413              | Schleicher County    | 20                           | 0                                  |
| TX           | 48415              | Scurry County        | 77                           | 64                                 |
| TX           | 48417              | Shackelford County   | 26                           | 0                                  |
| TX           | 48419              | Shelby County        | 110                          | 0                                  |
| TX           | 48421              | Sherman County       | 0                            | 0                                  |
| TX           | 48423              | Smith County         | 666                          | 0                                  |
| TX           | 48425              | Somervell County     | 11                           | 0                                  |
| TX           | 48427              | Starr County         | 581                          | 26                                 |
| TX           | 48429              | Stephens County      | 32                           | 0                                  |
| TX           | 48431              | Sterling County      | 20                           | 0                                  |
| TX           | 48433              | Stonewall County     | 0                            | 0                                  |
| TX           | 48435              | Sutton County        | 20                           | 0                                  |
| TX           | 48437              | Swisher County       | 94                           | 0                                  |
| TX           | 48439              | Tarrant County       | 2,470                        | 192                                |
| TX           | 48441              | Taylor County        | 412                          | 156                                |
| TX           | 48443              | Terrell County       | 0                            | 0                                  |
| TX           | 48445              | Terry County         | 151                          | 9                                  |
| TX           | 48447              | Throckmorton County  | 0                            | 0                                  |
| TX           | 48449              | Titus County         | 255                          | 64                                 |
| TX           | 48451              | Tom Green County     | 466                          | 122                                |
| TX           | 48453              | Travis County        | 1,802                        | 123                                |
| TX           | 48455              | Trinity County       | 92                           | 0                                  |
| TX           | 48457              | Tyler County         | 40                           | 0                                  |
| TX           | 48459              | Upshur County        | 60                           | 0                                  |
| TX           | 48461              | Upton County         | 35                           | 0                                  |
| TX           | 48463              | Uvalde County        | 348                          | 24                                 |
| TX           | 48465              | Val Verde County     | 426                          | 0                                  |
| TX           | 48467              | Van Zandt County     | 127                          | 0                                  |
| TX           | 48469              | Victoria County      | 319                          | 0                                  |
| TX           | 48471              | Walker County        | 108                          | 0                                  |

| <b>State</b> | <b>Cty. Code #</b> | <b>County</b>     | <b>Head Start Enrollment</b> | <b>Early Head Start Enrollment</b> |
|--------------|--------------------|-------------------|------------------------------|------------------------------------|
| TX           | 48473              | Waller County     | 74                           | 0                                  |
| TX           | 48475              | Ward County       | 36                           | 0                                  |
| TX           | 48477              | Washington County | 66                           | 0                                  |
| TX           | 48479              | Webb County       | 1,150                        | 0                                  |
| TX           | 48481              | Wharton County    | 171                          | 0                                  |
| TX           | 48483              | Wheeler County    | 0                            | 0                                  |
| TX           | 48485              | Wichita County    | 360                          | 60                                 |
| TX           | 48487              | Wilbarger County  | 71                           | 0                                  |
| TX           | 48489              | Willacy County    | 263                          | 0                                  |
| TX           | 48491              | Williamson County | 358                          | 120                                |
| TX           | 48493              | Wilson County     | 96                           | 0                                  |
| TX           | 48495              | Winkler County    | 0                            | 0                                  |
| TX           | 48497              | Wise County       | 138                          | 0                                  |
| TX           | 48499              | Wood County       | 114                          | 0                                  |
| TX           | 48501              | Yoakum County     | 20                           | 0                                  |
| TX           | 48503              | Young County      | 71                           | 0                                  |
| TX           | 48505              | Zapata County     | 117                          | 8                                  |
| TX           | 48507              | Zavala County     | 194                          | 12                                 |
| UT           | 49001              | Beaver County     | 32                           |                                    |
| UT           | 49003              | Box Elder County  | 69                           | 10                                 |
| UT           | 49005              | Cache County      | 156                          | 55                                 |
| UT           | 49007              | Carbon County     | 90                           | 27                                 |
| UT           | 49009              | Daggett County    | 0                            |                                    |
| UT           | 49011              | Davis County      | 350                          | 104                                |
| UT           | 49013              | Duchesne County   | 10                           |                                    |
| UT           | 49015              | Emery County      | 24                           |                                    |
| UT           |                    | Franklin County   |                              | 10                                 |
| UT           | 49017              | Garfield County   | 137                          |                                    |
| UT           | 49019              | Grand County      | 36                           | 10                                 |
| UT           | 49021              | Iron County       | 137                          |                                    |
| UT           | 49023              | Juab County       | 27                           |                                    |
| UT           | 49025              | Kane County       | 17                           |                                    |
| UT           | 49027              | Millard County    | 17                           |                                    |
| UT           | 49029              | Morgan County     | 5                            |                                    |
| UT           | 49031              | Piute County      | 5                            |                                    |
| UT           | 49033              | Rich County       | 10                           |                                    |
| UT           | 49035              | Salt Lake County  | 1,646                        | 60                                 |
| UT           | 49037              | San Juan County   | 119                          | 23                                 |
| UT           | 49039              | Sanpete County    | 128                          |                                    |
| UT           | 49041              | Sevier County     | 63                           |                                    |
| UT           | 49043              | Summit County     | 49                           |                                    |
| UT           | 49045              | Tooele County     | 137                          |                                    |
| UT           | 49047              | Uintah County     | 64                           |                                    |
| UT           | 49049              | Utah County       | 685                          | 64                                 |
| UT           | 49051              | Wasatch County    | 30                           |                                    |
| UT           | 49053              | Washington County | 156                          | 60                                 |

| <b>State</b> | <b>Cty. Code #</b> | <b>County</b>       | <b>Head Start Enrollment</b> | <b>Early Head Start Enrollment</b> |
|--------------|--------------------|---------------------|------------------------------|------------------------------------|
| UT           | 49055              | Wayne County        | 10                           |                                    |
| UT           | 49057              | Weber County        | 686                          |                                    |
| VA           | 51001              | Accomack County     | 171                          |                                    |
| VA           | 51003              | Albemarle County    | 65                           |                                    |
| VA           | 51005              | Alleghany County    | 36                           |                                    |
| VA           | 51007              | Amelia County       | 66                           |                                    |
| VA           | 51009              | Amherst County      | 88                           |                                    |
| VA           | 51011              | Appomattox County   | 33                           |                                    |
| VA           | 51013              | Arlington County    | 293                          | 60                                 |
| VA           | 51015              | Augusta County      | 68                           |                                    |
| VA           | 51017              | Bath County         | 10                           |                                    |
| VA           | 51019              | Bedford County      | 73                           |                                    |
| VA           | 51021              | Bland County        | 20                           |                                    |
| VA           | 51023              | Botetourt County    | 12                           |                                    |
| VA           | 51025              | Brunswick County    | 67                           |                                    |
| VA           | 51027              | Buchanan County     | 189                          | 20                                 |
| VA           | 51029              | Buckingham County   | 54                           |                                    |
| VA           | 51031              | Campbell County     | 34                           |                                    |
| VA           | 51033              | Caroline County     | 82                           |                                    |
| VA           | 51035              | Carroll County      | 111                          |                                    |
| VA           | 51036              | Charles City County | 20                           |                                    |
| VA           | 51037              | Charlotte County    | 52                           |                                    |
| VA           | 51041              | Chesterfield County | 196                          |                                    |
| VA           | 51043              | Clarke County       | 18                           |                                    |
| VA           | 51045              | Craig County        | 36                           |                                    |
| VA           | 51047              | Culpeper County     | 128                          |                                    |
| VA           | 51049              | Cumberland County   | 16                           |                                    |
| VA           | 51051              | Dickenson County    | 154                          | 16                                 |
| VA           | 51053              | Dinwiddie County    | 72                           |                                    |
| VA           | 51057              | Essex County        | 36                           |                                    |
| VA           | 51059              | Fairfax County      |                              |                                    |
| VA           | 51061              | Fauquier County     | 139                          |                                    |
| VA           | 51063              | Floyd County        | 29                           |                                    |
| VA           | 51065              | Fluvanna County     | 19                           |                                    |
| VA           | 51067              | Franklin County     | 92                           |                                    |
| VA           | 51069              | Frederick County    | 90                           |                                    |
| VA           | 51071              | Giles County        | 84                           |                                    |
| VA           | 51073              | Gloucester County   | 78                           |                                    |
| VA           | 51075              | Goochland County    | 19                           |                                    |
| VA           | 51077              | Grayson County      | 63                           |                                    |
| VA           | 51079              | Greene County       | 40                           |                                    |
| VA           | 51081              | Greensville County  | 43                           |                                    |
| VA           | 51083              | Halifax County      | 130                          |                                    |
| VA           | 51085              | Hanover County      | 123                          |                                    |
| VA           | 51087              | Henrico County      | 172                          |                                    |
| VA           | 51089              | Henry County        | 34                           |                                    |

| <b>State</b> | <b>Cty. Code #</b> | <b>County</b>         | <b>Head Start Enrollment</b> | <b>Early Head Start Enrollment</b> |
|--------------|--------------------|-----------------------|------------------------------|------------------------------------|
| VA           | 51091              | Highland County       | 12                           |                                    |
| VA           | 51093              | Isle of Wight County  | 38                           |                                    |
| VA           | 51095              | James City County     | 80                           | 60                                 |
| VA           | 51097              | King and Queen County | 40                           |                                    |
| VA           | 51099              | King George County    | 32                           |                                    |
| VA           | 51101              | King William County   | 33                           |                                    |
| VA           | 51103              | Lancaster County      | 18                           |                                    |
| VA           | 51105              | Lee County            | 213                          |                                    |
| VA           | 51107              | Loudoun County        | 100                          | 30                                 |
| VA           | 51109              | Louisa County         | 19                           |                                    |
| VA           | 51111              | Lunenburg County      | 34                           |                                    |
| VA           | 51113              | Madison County        | 40                           |                                    |
| VA           | 51115              | Mathews County        | 20                           |                                    |
| VA           | 51117              | Mecklenburg County    | 51                           |                                    |
| VA           | 51119              | Middlesex County      | 20                           |                                    |
| VA           | 51121              | Montgomery County     | 96                           |                                    |
| VA           | 51125              | Nelson County         | 42                           |                                    |
| VA           | 51127              | New Kent County       | 20                           |                                    |
| VA           | 51131              | Northampton County    | 85                           |                                    |
| VA           | 51133              | Northumberland County | 18                           |                                    |
| VA           | 51135              | Nottoway County       | 52                           |                                    |
| VA           | 51137              | Orange County         | 134                          | 25                                 |
| VA           | 51139              | Page County           | 17                           |                                    |
| VA           | 51141              | Patrick County        | 70                           |                                    |
| VA           | 51143              | Pittsylvania County   | 113                          |                                    |
| VA           | 51145              | Powhatan County       | 34                           |                                    |
| VA           | 51147              | Prince Edward County  | 40                           |                                    |
| VA           | 51149              | Prince George County  |                              |                                    |
| VA           | 51153              | Prince William County | 221                          | 80                                 |
| VA           | 51155              | Pulaski County        | 95                           |                                    |
| VA           | 51157              | Rappahannock County   | 18                           |                                    |
| VA           | 51159              | Richmond County       | 18                           |                                    |
| VA           | 51161              | Roanoke County        | 48                           |                                    |
| VA           | 51163              | Rockbridge County     | 69                           |                                    |
| VA           | 51165              | Rockingham County     | 17                           |                                    |
| VA           | 51167              | Russell County        | 136                          | 12                                 |
| VA           | 51169              | Scott County          | 173                          |                                    |
| VA           | 51171              | Shenandoah County     | 33                           |                                    |
| VA           | 51173              | Smyth County          | 110                          |                                    |
| VA           | 51175              | Southampton County    | 68                           |                                    |
| VA           | 51177              | Spotsylvania County   | 121                          |                                    |
| VA           | 51179              | Stafford County       | 215                          |                                    |
| VA           | 51181              | Surry County          | 17                           |                                    |
| VA           | 51183              | Sussex County         | 63                           |                                    |
| VA           | 51185              | Tazewell County       | 167                          |                                    |
| VA           | 51187              | Warren County         | 33                           |                                    |
| VA           | 51191              | Washington County     | 156                          | 22                                 |



| <b>State</b> | <b>Cty. Code #</b> | <b>County</b>         | <b>Head Start Enrollment</b> | <b>Early Head Start Enrollment</b> |
|--------------|--------------------|-----------------------|------------------------------|------------------------------------|
| VA           | 51193              | Westmoreland County   | 36                           |                                    |
| VA           | 51195              | Wise County           | 242                          | 44                                 |
| VA           | 51197              | Wythe County          | 114                          |                                    |
| VA           | 51199              | York County           | 117                          | 33                                 |
| VA           | 51510              | Alexandria City       | 252                          | 60                                 |
| VA           | 51515              | Bedford City          | 52                           |                                    |
| VA           | 51520              | Bristol City          | 83                           | 12                                 |
| VA           | 51530              | Buena Vista City      | 36                           |                                    |
| VA           | 51540              | Charlottesville City  | 68                           |                                    |
| VA           | 51550              | Chesapeake City       | 309                          |                                    |
| VA           | 51560              | Clifton Forge City    |                              |                                    |
| VA           | 51570              | Colonial Heights City |                              |                                    |
| VA           | 51580              | Covington City        | 12                           |                                    |
| VA           | 51590              | Danville City         | 204                          |                                    |
| VA           | 51595              | Emporia City          |                              |                                    |
| VA           | 51600              | Fairfax City          |                              |                                    |
| VA           | 51610              | Falls Church City     |                              |                                    |
| VA           | 51620              | Franklin City         | 57                           | 48                                 |
| VA           | 51630              | Fredericksburg City   | 123                          |                                    |
| VA           | 51640              | Galax City            | 45                           |                                    |
| VA           | 51650              | Hampton City          | 164                          |                                    |
| VA           | 51660              | Harrisonburg City     | 51                           |                                    |
| VA           | 51670              | Hopewell City         | 172                          |                                    |
| VA           | 51678              | Lexington City        |                              |                                    |
| VA           | 51680              | Lynchburg City        | 239                          |                                    |
| VA           | 51683              | Manassas City         | 51                           | 40                                 |
| VA           | 51685              | Manassas Park City    | 17                           | 30                                 |
| VA           | 51690              | Martinsville City     | 85                           |                                    |
| VA           | 51700              | Newport News City     | 313                          | 32                                 |
| VA           | 51710              | Norfolk City          | 350                          |                                    |
| VA           | 51720              | Norton City           | 53                           |                                    |
| VA           | 51730              | Petersburg City       | 136                          |                                    |
| VA           | 51735              | Poquoson City         |                              | 1                                  |
| VA           | 51740              | Portsmouth City       | 195                          |                                    |
| VA           | 51750              | Radford City          | 69                           |                                    |
| VA           | 51760              | Richmond City         | 752                          | 58                                 |
| VA           | 51770              | Roanoke City          | 473                          | 97                                 |
| VA           | 51775              | Salem City            | 38                           |                                    |
| VA           | 51780              | South Boston City     |                              |                                    |
| VA           | 51790              | Staunton City         | 51                           |                                    |
| VA           | 51800              | Suffolk City          | 200                          |                                    |
| VA           | 51810              | Virginia Beach City   | 284                          |                                    |
| VA           | 51820              | Waynesboro City       | 65                           |                                    |
| VA           | 51830              | Williamsburg City     | 67                           | 28                                 |
| VA           | 51840              | Winchester City       | 54                           |                                    |
| VI           | 1113               | Virgin Islands        | 1113                         | 48                                 |

| <b>State</b> | <b>Cty. Code #</b> | <b>County</b>       | <b>Head Start Enrollment</b> | <b>Early Head Start Enrollment</b> |
|--------------|--------------------|---------------------|------------------------------|------------------------------------|
| VT           | 50001              | Addison             | 80                           | 0                                  |
| VT           | 50003              | Bennington          | 116                          | 0                                  |
| VT           | 50005              | Caledonia           | 64                           | 24                                 |
| VT           | 50007              | Chittenden          | 143                          | 0                                  |
| VT           | 50009              | Essex               | 65                           | 16                                 |
| VT           | 50011              | Franklin            | 109                          | 0                                  |
| VT           | 50013              | Grand Isle          | 10                           | 0                                  |
| VT           | 50015              | Lamoille            | 55                           | 20                                 |
| VT           | 50017              | Orange              | 62                           | 20                                 |
| VT           | 50019              | Orleans             | 65                           | 32                                 |
| VT           | 50021              | Rutland             | 154                          | 0                                  |
| VT           | 50023              | Washington          | 163                          | 60                                 |
| VT           | 50025              | Windham             | 121                          | 107                                |
| VT           | 50027              | Windsor             | 87                           | 0                                  |
|              |                    |                     |                              |                                    |
| WA           | 53001              | Adams County        | 34                           | 0                                  |
| WA           | 53003              | Asotin County       | 64                           | 35                                 |
| WA           | 53005              | Benton County       | 231                          | 23                                 |
| WA           | 53007              | Chelan County       | 167                          | 64                                 |
| WA           | 53009              | Clallam County      | 99                           | 28                                 |
| WA           | 53011              | Clark County        | 462                          | 86                                 |
| WA           | 53015              | Cowlitz County      | 271                          | 0                                  |
| WA           | 53017              | Douglas County      | 45                           | 10                                 |
| WA           | 53019              | Ferry County        | 5                            | 6                                  |
| WA           | 53021              | Franklin County     | 156                          | 37                                 |
| WA           | 53025              | Grant County        | 169                          | 56                                 |
| WA           | 53027              | Grays Harbor County | 176                          | 0                                  |
| WA           | 53029              | Island County       | 54                           | 27                                 |
| WA           | 53031              | Jefferson County    | 48                           | 12                                 |
| WA           | 53033              | King County         | 2349                         | 298                                |
| WA           | 53035              | Kitsap County       | 400                          | 118                                |
| WA           | 53037              | Kittitas County     | 95                           | 0                                  |
| WA           | 53039              | Klickitat County    | 133                          | 30                                 |
| WA           | 53041              | Lewis County        | 157                          | 0                                  |
| WA           | 53045              | Mason County        | 90                           | 0                                  |
| WA           | 53047              | Okanogan County     | 141                          | 58                                 |
| WA           | 53049              | Pacific County      | 46                           | 0                                  |
| WA           | 53051              | Pend Oreille County | 64                           | 36                                 |
| WA           | 53053              | Pierce County       | 1052                         | 125                                |
| WA           | 53055              | San Juan County     | 18                           | 8                                  |
| WA           | 53057              | Skagit County       | 276                          | 48                                 |
| WA           | 53059              | Skamania County     | 18                           | 0                                  |
| WA           | 53061              | Snohomish County    | 510                          | 30                                 |
| WA           | 53063              | Spokane County      | 669                          | 210                                |
| WA           | 53065              | Stevens County      | 85                           | 74                                 |
| WA           | 53067              | Thurston County     | 287                          | 0                                  |

| <b>State</b> | <b>Cty. Code #</b> | <b>County</b>      | <b>Head Start Enrollment</b> | <b>Early Head Start Enrollment</b> |
|--------------|--------------------|--------------------|------------------------------|------------------------------------|
| WA           | 53069              | Wahkiakum County   | 14                           | 0                                  |
| WA           | 53071              | Walla Walla County | 122                          | 56                                 |
| WA           | 53073              | Whatcom County     | 209                          | 32                                 |
| WA           | 53075              | Whitman County     | 72                           | 0                                  |
| WA           | 53077              | Yakima County      | 900                          | 97                                 |
| WI           | 55001              | Adams County       | 35                           | 15                                 |
| WI           | 55003              | Ashland County     | 74                           | 24                                 |
| WI           | 55005              | Barron County      | 104                          | 23                                 |
| WI           | 55007              | Bayfield County    | 42                           |                                    |
| WI           | 55009              | Brown County       | 321                          | 40                                 |
| WI           | 55011              | Buffalo County     | 19                           |                                    |
| WI           | 55013              | Burnett County     | 39                           |                                    |
| WI           | 55015              | Calumet County     | 15                           |                                    |
| WI           | 55017              | Chippewa County    | 134                          | 24                                 |
| WI           | 55019              | Clark County       | 88                           |                                    |
| WI           | 55021              | Columbia County    | 96                           |                                    |
| WI           | 55023              | Crawford County    | 16                           |                                    |
| WI           | 55025              | Dane County        | 592                          | 90                                 |
| WI           | 55027              | Dodge County       | 110                          | 15                                 |
| WI           | 55029              | Door County        | 34                           |                                    |
| WI           | 55031              | Douglas County     | 238                          | 36                                 |
| WI           | 55033              | Dunn County        | 117                          | 59                                 |
| WI           | 55035              | Eau Claire County  | 322                          |                                    |
| WI           | 55037              | Florence County    | 23                           |                                    |
| WI           | 55039              | Fond du Lac County | 193                          |                                    |
| WI           | 55041              | Forest County      | 62                           | 8                                  |
| WI           | 55043              | Grant County       | 127                          | 29                                 |
| WI           | 55045              | Green County       | 20                           |                                    |
| WI           | 55047              | Green Lake County  | 49                           |                                    |
| WI           | 55049              | Iowa County        | 54                           |                                    |
| WI           | 55051              | Iron County        | 39                           |                                    |
| WI           | 55053              | Jackson County     | 53                           |                                    |
| WI           | 55055              | Jefferson County   | 223                          |                                    |
| WI           | 55057              | Juneau County      | 66                           | 15                                 |
| WI           | 55059              | Kenosha County     | 944                          | 112                                |
| WI           | 55063              | La Crosse County   | 273                          |                                    |
| WI           | 55065              | Lafayette County   | 35                           |                                    |
| WI           | 55067              | Langlade County    | 75                           |                                    |
| WI           | 55069              | Lincoln County     | 108                          |                                    |
| WI           | 55071              | Manitowoc County   | 190                          | 32                                 |
| WI           | 55073              | Marathon County    | 202                          |                                    |
| WI           | 55075              | Marinette County   | 108                          |                                    |
| WI           | 55077              | Marquette County   | 12                           |                                    |
| WI           | 55078              | Menominee County   |                              |                                    |
| WI           | 55079              | Milwaukee County   | 3,999                        | 75                                 |
| WI           | 55081              | Monroe County      | 82                           |                                    |

| <b>State</b> | <b>Cty. Code #</b> | <b>County</b>      | <b>Head Start Enrollment</b> | <b>Early Head Start Enrollment</b> |
|--------------|--------------------|--------------------|------------------------------|------------------------------------|
| WI           | 55083              | Oconto County      | 29                           |                                    |
| WI           | 55085              | Oneida County      | 90                           | 20                                 |
| WI           | 55087              | Outagamie County   | 235                          |                                    |
| WI           | 55089              | Ozaukee County     | 0                            |                                    |
| WI           | 55091              | Pepin County       | 3                            |                                    |
| WI           | 55093              | Pierce County      | 36                           | 23                                 |
| WI           | 55095              | Polk County        | 95                           | 57                                 |
| WI           | 55097              | Portage County     | 136                          |                                    |
| WI           | 55099              | Price County       | 70                           |                                    |
| WI           | 55101              | Racine County      | 655                          |                                    |
| WI           | 55103              | Richland County    | 41                           | 15                                 |
| WI           | 55105              | Rock County        | 298                          | 60                                 |
| WI           | 55107              | Rusk County        | 76                           |                                    |
| WI           | 55109              | St. Croix County   | 35                           | 23                                 |
| WI           | 55111              | Sauk County        | 178                          | 15                                 |
| WI           | 55113              | Sawyer County      | 53                           |                                    |
| WI           | 55115              | Shawano County     | 52                           |                                    |
| WI           | 55117              | Sheboygan County   | 152                          |                                    |
| WI           | 55119              | Taylor County      | 45                           |                                    |
| WI           | 55121              | Trempealeau County | 131                          |                                    |
| WI           | 55123              | Vernon County      | 28                           |                                    |
| WI           | 55125              | Vilas County       | 47                           | 12                                 |
| WI           | 55127              | Walworth County    | 94                           |                                    |
| WI           | 55129              | Washburn County    | 79                           |                                    |
| WI           | 55131              | Washington County  | 137                          |                                    |
| WI           | 55133              | Waukesha County    | 256                          | 52                                 |
| WI           | 55135              | Waupaca County     | 110                          |                                    |
| WI           | 55137              | Waushara County    | 76                           |                                    |
| WI           | 55139              | Winnebago County   | 289                          |                                    |
| WI           | 55141              | Wood County        | 288                          |                                    |
| WV           | 54001              | Barbour County     | 82                           |                                    |
| WV           | 54003              | Berkeley County    | 168                          |                                    |
| WV           | 54005              | Boone County       | 116                          |                                    |
| WV           | 54007              | Braxton County     | 118                          |                                    |
| WV           | 54009              | Brooke County      | 34                           | 18                                 |
| WV           | 54011              | Cabell County      | 347                          | 48                                 |
| WV           | 54013              | Calhoun County     | 31                           |                                    |
| WV           | 54015              | Clay County        | 93                           |                                    |
| WV           | 54017              | Doddridge County   | 20                           |                                    |
| WV           | 54019              | Fayette County     | 248                          |                                    |
| WV           | 54021              | Gilmer County      | 29                           |                                    |
| WV           | 54023              | Grant County       | 60                           |                                    |
| WV           | 54025              | Greenbrier County  | 144                          |                                    |
| WV           | 54027              | Hampshire County   | 80                           |                                    |
| WV           | 54029              | Hancock County     | 108                          |                                    |
| WV           | 54031              | Hardy County       | 87                           |                                    |

| <b>State</b> | <b>Cty. Code #</b> | <b>County</b>     | <b>Head Start Enrollment</b> | <b>Early Head Start Enrollment</b> |
|--------------|--------------------|-------------------|------------------------------|------------------------------------|
| WV           | 54033              | Harrison County   | 233                          |                                    |
| WV           | 54035              | Jackson County    | 66                           |                                    |
| WV           | 54037              | Jefferson County  | 80                           |                                    |
| WV           | 54039              | Kanawha County    | 530                          |                                    |
| WV           | 54041              | Lewis County      | 100                          |                                    |
| WV           | 54043              | Lincoln County    | 140                          | 38                                 |
| WV           | 54045              | Logan County      | 251                          |                                    |
| WV           | 54047              | McDowell County   | 320                          |                                    |
| WV           | 54049              | Marion County     | 226                          | 16                                 |
| WV           | 54051              | Marshall County   | 133                          | 20                                 |
| WV           | 54053              | Mason County      | 68                           |                                    |
| WV           | 54055              | Mercer County     | 230                          |                                    |
| WV           | 54057              | Mineral County    | 134                          |                                    |
| WV           | 54059              | Mingo County      | 342                          |                                    |
| WV           | 54061              | Monongalia County | 181                          | 120                                |
| WV           | 54063              | Monroe County     | 59                           |                                    |
| WV           | 54065              | Morgan County     | 68                           |                                    |
| WV           | 54067              | Nicholas County   | 122                          |                                    |
| WV           | 54069              | Ohio County       | 154                          |                                    |
| WV           | 54071              | Pendleton County  | 36                           |                                    |
| WV           | 54073              | Pleasants County  | 31                           |                                    |
| WV           | 54075              | Pocahontas County | 30                           |                                    |
| WV           | 54077              | Preston County    | 111                          | 12                                 |
| WV           | 54079              | Putnam County     | 116                          |                                    |
| WV           | 54081              | Raleigh County    | 381                          |                                    |
| WV           | 54083              | Randolph County   | 74                           | 18                                 |
| WV           | 54085              | Ritchie County    | 31                           |                                    |
| WV           | 54087              | Roane County      | 67                           |                                    |
| WV           | 54089              | Summers County    | 79                           |                                    |
| WV           | 54091              | Taylor County     | 79                           |                                    |
| WV           | 54093              | Tucker County     | 5                            | 6                                  |
| WV           | 54095              | Tyler County      | 47                           |                                    |
| WV           | 54097              | Upshur County     | 193                          |                                    |
| WV           | 54099              | Wayne County      | 141                          | 24                                 |
| WV           | 54101              | Webster County    | 56                           |                                    |
| WV           | 54103              | Wetzel County     | 84                           | 10                                 |
| WV           | 54105              | Wirt County       | 20                           |                                    |
| WV           | 54107              | Wood County       | 233                          |                                    |
| WV           | 54109              | Wyoming County    | 236                          | 64                                 |
| WY           | 56001              | Albany County     | 103                          |                                    |
| WY           | 56003              | Big Horn County   | 52                           | 24                                 |
| WY           | 56005              | Campbell County   | 54                           | 36                                 |
| WY           | 56007              | Carbon County     | 132                          |                                    |
| WY           | 56009              | Converse County   | 62                           | 20                                 |
| WY           | 56011              | Crook County      | 6                            |                                    |
| WY           | 56013              | Fremont County    | 71                           |                                    |

| <b>State</b> | <b>Cty. Code #</b> | <b>County</b>      | <b>Head Start Enrollment</b> | <b>Early Head Start Enrollment</b> |
|--------------|--------------------|--------------------|------------------------------|------------------------------------|
| WY           | 56015              | Goshen County      | 67                           | 18                                 |
| WY           | 56017              | Hot Springs County | 18                           | 12                                 |
| WY           | 56019              | Johnson County     | 17                           |                                    |
| WY           | 56021              | Laramie County     | 244                          | 60                                 |
| WY           | 56023              | Lincoln County     | 39                           |                                    |
| WY           | 56025              | Natrona County     | 131                          | 54                                 |
| WY           | 56027              | Niobrara County    | 17                           | 7                                  |
| WY           | 56029              | Park County        | 77                           |                                    |
| WY           | 56031              | Platte County      | 62                           | 18                                 |
| WY           | 56033              | Sheridan County    | 34                           |                                    |
| WY           | 56035              | Sublette County    | 10                           |                                    |
| WY           | 56037              | Sweetwater County  | 120                          |                                    |
| WY           | 56039              | Teton County       | 0                            | 46                                 |
| WY           | 56041              | Uinta County       | 75                           |                                    |
| WY           | 56043              | Washakie County    | 50                           | 12                                 |
| WY           | 56045              | Weston County      | 6                            |                                    |

## ***Appendix B***

---

### **Quality Funding by State under Section 640(a)(3)**





| <b><u>STATES</u></b> | <b><u>FUNDING</u></b> |
|----------------------|-----------------------|
| Connecticut          | \$247,416             |
| Maine                | \$131,678             |
| Massachusetts        | \$516,111             |
| New Hampshire        | \$63,194              |
| Rhode Island         | \$104,499             |
| Vermont              | \$64,000              |
| <b>REG I TOTAL</b>   | <b>\$1,126,898</b>    |

|                     |                    |
|---------------------|--------------------|
| New Jersey          | \$620,290          |
| New York            | \$2,074,764        |
| Puerto Rico         | \$1,161,820        |
| Virgin Islands      | \$49,020           |
| <b>REG II TOTAL</b> | <b>\$3,905,894</b> |

|                      |                    |
|----------------------|--------------------|
| Delaware             | \$60,345           |
| Dist. of Columbia    | \$118,922          |
| Maryland             | \$371,198          |
| Pennsylvania         | \$1,086,197        |
| Virginia             | \$472,366          |
| West Virginia        | \$241,167          |
| <b>REG III TOTAL</b> | <b>\$2,350,195</b> |

|                     |                    |
|---------------------|--------------------|
| Alabama             | \$496,126          |
| Florida             | \$1,251,221        |
| Georgia             | \$801,736          |
| Kentucky            | \$512,592          |
| Mississippi         | \$769,576          |
| North Carolina      | \$657,465          |
| South Carolina      | \$388,702          |
| Tennessee           | \$556,613          |
| <b>REG IV TOTAL</b> | <b>\$5,434,031</b> |

| <b><u>STATES</u></b> | <b><u>FUNDING</u></b> |
|----------------------|-----------------------|
| Illinois             | \$1,289,120           |
| Indiana              | \$439,996             |
| Michigan             | \$1,117,970           |
| Minnesota            | \$344,969             |
| Ohio                 | \$1,174,948           |
| Wisconsin            | \$430,556             |
| <b>REG V TOTAL</b>   | <b>\$4,797,559</b>    |

|                     |                    |
|---------------------|--------------------|
| Arkansas            | \$302,195          |
| Louisiana           | \$669,281          |
| New Mexico          | \$243,450          |
| Oklahoma            | \$380,778          |
| Texas               | \$2,249,799        |
| <b>REG VI TOTAL</b> | <b>\$3,845,503</b> |

|                      |                    |
|----------------------|--------------------|
| Iowa                 | \$244,986          |
| Kansas               | \$237,117          |
| Missouri             | \$551,264          |
| Nebraska             | \$170,975          |
| <b>REG VII TOTAL</b> | <b>\$1,204,342</b> |

|                       |                  |
|-----------------------|------------------|
| Colorado              | \$325,481        |
| Montana               | \$99,205         |
| North Dakota          | \$78,951         |
| South Dakota          | \$89,087         |
| Utah                  | \$179,361        |
| Wyoming               | \$58,340         |
| <b>REG VIII TOTAL</b> | <b>\$830,425</b> |

| <b><u>STATES</u></b> | <b><u>FUNDING</u></b> |
|----------------------|-----------------------|
| Arizona              | \$480,039             |
| California           | \$3,975,847           |
| Hawaii               | \$108,433             |
| Nevada               | \$97,558              |
| Outer Pacific        | \$74,152              |
| <b>REG IX TOTAL</b>  | <b>\$4,736,029</b>    |
| <br>                 |                       |
| Alaska               | \$59,441              |
| Idaho                | \$106,873             |
| Oregon               | \$282,755             |
| Washington           | \$482,789             |
| <b>REG X TOTAL</b>   | <b>\$931,858</b>      |
| <br>                 |                       |
| <b>AIP</b>           | <b>\$896,745</b>      |
| <br>                 |                       |
| <b>MIGRANTS</b>      | <b>\$1,279,366</b>    |
| <br>                 |                       |
| <b>TOTAL</b>         | <b>\$31,338,845</b>   |

## ***Appendix C***

---

### **Head Start Funds Allocated under Section 640(a)(2) and (a)(3)**



**FY 2003 ACTUAL**

|   |                      |
|---|----------------------|
| American Indian-Alaska<br>Native Programs           | \$183,412,092        |
| Migrant Programs                                    | \$260,201,087        |
| Programs In the Territories                         | \$ 25,120,717        |
| Training & Technical Assistance                     | \$169,688,000        |
| Research, Development<br>& Evaluation               | \$ 20,000,000        |
| Monitoring/Panel Support                            | \$ 26,051,000        |
| Discretionary Funds to Serve<br>Additional Children | \$182,208,894        |
| Quality Set Aside                                   | (\$31,338,845)       |
| <b>Total</b>  | <b>\$866,681,790</b> |



## ***Appendix D***

---

### **Head Start Cost Per Child By State**





## FISCAL YEAR 2003

| STATES         | REG | ALLOCATION             | ENROLL         | CPC            |
|----------------|-----|------------------------|----------------|----------------|
| CT             | 1   | \$50,604,341           | 7,129          | \$7,098        |
| MA             | 1   | \$105,475,665          | 12,981         | \$8,125        |
| ME             | 1   | \$26,990,760           | 3,970          | \$6,799        |
| NH             | 1   | \$13,018,299           | 1,632          | \$7,977        |
| RI             | 1   | \$21,445,541           | 3,150          | \$6,808        |
| VT             | 1   | \$13,182,631           | 1,573          | \$8,381        |
| <b>REG I</b>   |     | <b>\$230,717,237</b>   | <b>30,435</b>  | <b>\$7,581</b> |
|                |     |                        |                |                |
| NJ             | 2   | \$126,711,091          | 15,099         | \$8,392        |
| NY             | 2   | \$422,349,645          | 49,473         | \$8,537        |
| PR             | 2   | \$243,016,007          | 36,687         | \$6,624        |
| VI             | 2   | \$9,992,265            | 1,161          | \$8,607        |
| <b>REG II</b>  |     | <b>\$802,069,008</b>   | <b>102,420</b> | <b>\$7,831</b> |
|                |     |                        |                |                |
| DC             | 3   | \$24,407,526           | 3,403          | \$7,172        |
| DE             | 3   | \$12,536,909           | 2,214          | \$5,663        |
| MD             | 3   | \$75,851,238           | 10,235         | \$7,411        |
| PA             | 3   | \$222,603,242          | 30,908         | \$7,202        |
| VA             | 3   | \$96,213,748           | 13,768         | \$6,988        |
| WV             | 3   | \$49,227,458           | 7,650          | \$6,435        |
| <b>REG III</b> |     | <b>\$480,840,121</b>   | <b>68,178</b>  | <b>\$7,053</b> |
|                |     |                        |                |                |
| AL             | 4   | \$103,588,331          | 16,509         | \$6,275        |
| FL             | 4   | \$255,501,245          | 35,350         | \$7,228        |
| GA             | 4   | \$163,757,113          | 23,400         | \$6,998        |
| KY             | 4   | \$104,828,778          | 16,091         | \$6,515        |
| MS             | 4   | \$157,164,747          | 26,762         | \$5,873        |
| NC             | 4   | \$137,403,001          | 19,125         | \$7,184        |
| SC             | 4   | \$80,222,592           | 12,248         | \$6,550        |
| TN             | 4   | \$116,071,781          | 16,473         | \$7,046        |
| <b>REG IV</b>  |     | <b>\$1,118,537,588</b> | <b>165,958</b> | <b>\$6,740</b> |

## FY 2003

| STATES | REG | ALLOCATION    | ENROLL | CPC     |
|--------|-----|---------------|--------|---------|
| IL     | 5   | \$263,047,115 | 39,640 | \$6,636 |
| IN     | 5   | \$93,523,057  | 14,148 | \$6,610 |
| MI     | 5   | \$228,044,810 | 35,099 | \$6,497 |

|          |   |                      |                |                |
|----------|---|----------------------|----------------|----------------|
| MN       | 5 | \$70,369,154         | 10,332         | \$6,811        |
| OH       | 5 | \$239,770,120        | 38,017         | \$6,307        |
| WI       | 5 | \$88,082,140         | 13,515         | \$6,517        |
| REG V    |   | <b>\$982,836,396</b> | <b>150,751</b> | <b>\$6,520</b> |
| AR       | 6 | \$62,645,003         | 10,915         | \$5,739        |
| LA       | 6 | \$141,891,707        | 22,108         | \$6,418        |
| NM       | 6 | \$50,852,224         | 7,651          | \$6,646        |
| OK       | 6 | \$78,783,942         | 13,474         | \$5,847        |
| TX       | 6 | \$465,421,856        | 67,764         | \$6,868        |
| REG VI   |   | <b>\$799,594,732</b> | <b>121,912</b> | <b>\$6,559</b> |
| IO       | 7 | \$50,108,568         | 7,717          | \$6,493        |
| KS       | 7 | \$49,503,208         | 7,924          | \$6,247        |
| MO       | 7 | \$115,662,551        | 17,573         | \$6,582        |
| NE       | 7 | \$35,008,457         | 5,203          | \$6,729        |
| REG VII  |   | <b>\$250,282,784</b> | <b>38,417</b>  | <b>\$6,515</b> |
| CO       | 8 | \$66,427,807         | 9,843          | \$6,749        |
| MT       | 8 | \$20,365,406         | 2,952          | \$6,899        |
| ND       | 8 | \$16,696,830         | 2,357          | \$7,084        |
| SD       | 8 | \$18,301,095         | 2,827          | \$6,474        |
| UT       | 8 | \$36,709,468         | 5,527          | \$6,642        |
| WY       | 8 | \$12,027,897         | 1,803          | \$6,671        |
| REG VIII |   | <b>\$170,528,503</b> | <b>25,309</b>  | <b>\$6,738</b> |
| AZ       | 9 | \$100,173,750        | 13,215         | \$7,580        |
| CA       | 9 | \$811,486,631        | 98,767         | \$8,216        |
| HI       | 9 | \$22,248,160         | 3,063          | \$7,264        |
| NV       | 9 | \$23,315,025         | 2,754          | \$8,466        |
| OP       | 9 | \$15,128,452         | 6,209          | \$2,437        |
| REG IX   |   | <b>\$972,352,018</b> | <b>123,998</b> | <b>\$7,842</b> |

FY 2003

| <u>STATES</u>                          | <u>REG</u> | <u>ALLOCATION</u>      | <u>ENROLL</u>  | <u>CPC</u>     |
|--|------------|------------------------|----------------|----------------|
| AK                                     | 10         | \$12,126,424           | 1,817          | \$6,674        |
| ID                                     | 10         | \$21,819,720           | 2,939          | \$7,424        |
| OR                                     | 10         | \$57,703,995           | 9,052          | \$6,375        |
| WA                                     | 10         | \$98,022,295           | 11,001         | \$8,910        |
| REG X                                  |            | <b>\$189,672,434</b>   | <b>24,809</b>  | <b>\$7,645</b> |
| AI-AN<br>Programs                      | 11         | <b>\$183,412,092</b>   | <b>23,802</b>  | <b>\$7,706</b> |
| Migrant<br>and<br>Seasonal<br>Programs | 12         | <b>\$260,201,087</b>   | <b>33,609</b>  | <b>\$7,742</b> |
| <b>TOTAL</b>                           |            | <b>\$6,441,044,000</b> | <b>909,608</b> |                |

## ***Appendix E***

---

### **Head Start Program Information Report**



U.S. DEPARTMENT OF HEALTH AND HUMAN SERVICES  
ADMINISTRATION FOR CHILDREN AND FAMILIES  
ADMINISTRATION ON CHILDREN, YOUTH AND FAMILIES

**PROJECT HEAD START  
2000-2001  
PROGRAM INFORMATION REPORT (Version 4.80)**

**\*\* Do not combine reports\*\***

A separate PIR report must be completed for each Grantee, Delegate Agency, Head Start or Early Head Start  
(even if Head Start & Early Start programs are "Combined" under one grant number)

- THIS REPORT SHOULD BE COMPLETED USING PIR2001 SOFTWARE.** IF NO DISK WAS RECEIVED WITH THIS FORM, PLEASE CALL ELLSWORTH ASSOCIATES TO REQUEST ONE: (703) 821-3090, EXT. 226 OR 260.
- ENTER ANY EXPLANATORY COMMENTS IN THE "COMMENTS" SECTION OF THE PIR2001 REPORTING SOFTWARE.
- IT IS ESSENTIAL THAT YOU RETURN EITHER THIS **SIGNED** COVER SHEET, OR PAGE 1 OF THE PIR REPORT GENERATED BY THE PIR2001 SOFTWARE, (BY MAIL OR FAX) TO ELLSWORTH ASSOCIATES FOR EACH PIR REPORT THAT YOU SUBMIT.

**9. PROGRAM IDENTIFICATION.**

GRANT NUMBER, DELEGATE ID, NAME OF GRANTEE OR DELEGATE AGENCY AND ADDRESS OF THE HEAD START OR EARLY HEAD START PROGRAM FOR WHICH THIS REPORT IS SUBMITTED.

|  |  |                               |  |
|--|--|-------------------------------|--|
| GRANT NUMBER _____   |  | DELEGATE ID <sup>1</sup> ____ |  |
| A. PROGRAM NAME :  |  |                               |  |
| B. ADDRESS :   |  |                               |  |
| C. CITY :  |  |                               |  |
| D. STATE :   |  | E. ZIP :                      |  |
| F.1 PROGRAM'S TELEPHONE NUMBER :   |  | F.2 FAX NUMBER :              |  |
| G. HEAD START DIRECTOR OR EARLY HEAD START DIRECTOR:<br>FIRST NAME : LAST NAME : |  |                               |  |
| H. DIRECTOR'S INTERNET E-MAIL ADDRESS:   |  |                               |  |

<sup>1</sup> **NEW FOR 2001:** If you operate a "Combined" Head Start and Early Head Start under the same grantee number, distinguish the Early Head Start by adding 200 to its current Delegate ID (for example, an Early Head Start with the delegate ID "0" should be reported as Delegate number "200". See the "PIR 2001 Program Instructions" for additional guidance.

- I. NAME AND TITLE OF APPROVING OFFICIAL:  
(Agency Director, Executive Director or other individual responsible for certifying that this form is the agency's authorized response.) **Please PRINT.**

1. Mr./Ms./Dr./etc.

2. First Name

3. Last Name

4. Title

5. Signature *(required)*

6. Date

**10. AGENCY DESCRIBED IN THIS REPORT.**

- Select only one agency description. Place an X next to the one phrase that best describes the program named in Question 1.
- All Early Head Start programs must select 2.F below.
- "Combined" 0-5 programs should report Head Start and EHS data separately. Do not report the Early Head Start as a delegate.

*X only one*

|   |  |
|---|--|
| A. GRANTEE THAT DIRECTLY OPERATES PROGRAM(S) AND HAS NO DELEGATES. (Includes grantees that both directly operate programs <i>and</i> maintain central office staff. Complete <i>all</i> questions.) |  |
| B. GRANTEE THAT DIRECTLY OPERATES AND DELEGATES SERVICE DELIVERY. (Complete <i>all</i> questions for children directly served. Do not include children served by delegates.)                        |  |
| C. GRANTEE THAT MAINTAINS CENTRAL OFFICE STAFF ONLY AND OPERATES NO PROGRAMS DIRECTLY. (Complete Questions 1 through 5 <i>only</i> .)   |  |
| D. DELEGATE AGENCY. (Complete <i>all</i> questions.)  |  |
| E. GRANTEE THAT DELEGATES ALL OF ITS PROGRAMS; IT OPERATES NO PROGRAMS DIRECTLY AND MAINTAINS NO CENTRAL OFFICE STAFF. (Complete Questions 1 through 4 <i>only</i> .)                               |  |
| F. EARLY HEAD START PROGRAM. (Complete <i>all</i> questions except 13.E.1 - 12.)  |  |

*Must be numeric*

|  |  |
|--|--|
| <b>11. FOR GRANTEES ONLY, NUMBER OF DELEGATE AGENCIES.</b><br>(If the answer is zero, enter 0. If you selected 2.A or 2.D above, then the answer must be 0.) |  |
|--|--|

**12. TYPE OF AGENCY COMPLETING THIS REPORT.**

*X only one*

|  |  |
|--|--|
| A. COMMUNITY ACTION AGENCY (CAA)                                     |  |
| B. SCHOOL SYSTEM (Public/Private)                                    |  |
| C. 1. PRIVATE/PUBLIC NON-PROFIT (Non-CAA) (e.g., church, university) |  |
| C. 2. PRIVATE/PUBLIC FOR-PROFIT (e.g., hospital)                     |  |
| D. GOVERNMENT AGENCY (Non-CAA)                                       |  |
| E. TRIBAL OR ALASKAN NATIVE GOVERNMENT                               |  |

 **IF YOU SELECTED 2.E STOP HERE**

**5. STAFF INFORMATION.**

*Must be numeric*

|  |  |
|--|--|
| <p>A. NUMBER OF STAFF.<br/>(Grantee agencies <u>should not</u> include delegate agency staff in their total. <b>Count ALL staff members regardless of funding source or number of hours worked. Include all classroom and education staff, supervisory, content area, administrative and other staff, such as cooks and bus drivers. Contracted staff and staff serving Head Start children through collaborative agreements should also be included. For example, contracted child care providers, bus drivers, and custodians. Do not include</b> substitutes, consultants, student interns, or trainees.)</p> |  |
| <p>B. OF THE NUMBER OF STAFF IN 5.A, THE NUMBER WHO LEFT YOUR PROGRAM AND WERE REPLACED AT ANY TIME DURING THE OPERATING PERIOD. (This includes staff turnover during the summer and/or other periods when the program may not be serving children.) (If answer is zero, enter 0. This cannot be greater than 5.A, NUMBER OF STAFF)</p>  |  |
| <p>C. OF THE NUMBER OF STAFF IN 5.A, THE NUMBER WHO ARE CURRENT OR FORMER HEAD START PARENTS. (This cannot be greater than 5.A, NUMBER OF STAFF.)</p>  |  |



**IF YOU SELECTED 2.C STOP HERE**

**6. CLASSROOM/CHILD DEVELOPMENT STAFF QUALIFICATION INFORMATION.**  
**Include all child development staff, both part-time and full-time, paid from all sources.**

Definition of Early Childhood Education Degree - an Associate, Baccalaureate or graduate degree with a major in *early childhood education*. Teacher training institutions and departments of family studies or home economics (human ecology) offer a major in early childhood education in one, or a combination, of the following ways: child development, preschool education, nursery school education, pre-kindergarten education, or elementary education with a major in early childhood education/development.

(If answer is zero, enter 0.)

| CLASSROOM/CHILD DEVELOPMENT STAFF QUALIFICATIONS   | (1)<br>TEACHERS | (2)<br>ASSISTANT<br>TEACHERS | (3)<br>HOME<br>VISITORS | (4)<br>FAMILY<br>CHILD<br>CARE<br>PROVIDERS |
|--|-----------------|------------------------------|-------------------------|---|
| <p>A. NUMBER OF CHILD DEVELOPMENT STAFF. (i.e., total teachers, teachers' assistants, home visitors and family child care providers. The sum of 6.A.1 + 6.A.2 + 6.A.3 + 6.A.4 cannot be greater than 5.A, NUMBER OF STAFF.)</p>  |                 |                              |                         |   |
| <p>B. <b>OF THE CHILD DEVELOPMENT STAFF IN 6.A</b>, THE NUMBER WITH A CREDENTIAL IN THE FOLLOWING AREAS. <b>Count each person only once by the highest degree held.</b> (This cannot be greater than the number in 6.A.)</p> <p>1. AN <u>ASSOCIATE DEGREE</u> IN EARLY CHILDHOOD EDUCATION OR A FIELD RELATED TO EARLY CHILDHOOD EDUCATION</p> |                 |                              |                         |   |
| <p>2. A <u>BACCALAUREATE DEGREE</u> IN EARLY CHILDHOOD EDUCATION OR A FIELD RELATED TO EARLY CHILDHOOD</p>   |                 |                              |                         |   |



|  |  |  |  |  |
|--|--|--|--|--|
| EDUCATION  |  |  |  |  |
| 3. A <u>GRADUATE DEGREE</u> IN EARLY CHILDHOOD EDUCATION OR A FIELD RELATED TO EARLY CHILDHOOD EDUCATION   |  |  |  |  |
| 4. A <u>CHILD DEVELOPMENT ASSOCIATE (CDA)</u> CREDENTIAL OR STATE-AWARDED PRESCHOOL CERTIFICATION THAT MEETS OR EXCEEDS CDA REQUIREMENTS   |  |  |  |  |
| 5. A <u>BACCALAUREATE OR GRADUATE DEGREE</u> IN FAMILY OR CHILD STUDIES, ADULT EDUCATION, HOME ECONOMICS, PSYCHOLOGY, OR SOCIAL WORK   |  |  |  |  |
| C. <b>OF THE CHILD DEVELOPMENT STAFF IN 6.A</b> , THE NUMBER HIRED DURING THE PROGRAM YEAR (WHILE CLASSES ARE IN SESSION) DUE TO STAFF TURNOVER. (Do <b>not</b> count staff added due to expansion.)                                 |  |  |  |  |
| D. <b>OF THE CHILD DEVELOPMENT STAFF IN 6.A WHO DO NOT HAVE ONE OF THE CREDENTIALS LISTED IN 6.B.1-5</b> , THE NUMBER IN ANY TYPE OF CDA TRAINING AT THE CLOSE OF THE PROGRAM YEAR. (This cannot be greater than the number in 6.A.) |  |  |  |  |

| QUALIFICATIONS OF SUPERVISORY CHILD DEVELOPMENT STAFF   | (1)<br>CHILD DEVELOPMENT COORDINATOR/<br>SITE MANAGER | (2)<br>HOME-BASED SUPERVISOR |
|---|---|------------------------------|
| 6.E. NUMBER OF SUPERVISORY CHILD DEVELOPMENT STAFF. (i.e., total number of Supervisory Child Development Coordinators, Site Managers and Home Visitors' Supervisors.)   |   |                              |
| F. <b>OF THE SUPERVISORY CHILD DEVELOPMENT STAFF IN 6.E.</b> , THE NUMBER WITH A CREDENTIAL IN THE FOLLOWING AREAS. <b>Count each person only once by the highest degree held.</b> (This cannot be greater than the number in 6.E.) |   |                              |
| 1. AN <u>ASSOCIATE DEGREE</u> IN EARLY CHILDHOOD EDUCATION OR A FIELD RELATED TO EARLY CHILDHOOD EDUCATION  |   |                              |
| 2. A <u>BACCALAUREATE DEGREE</u> IN EARLY CHILDHOOD EDUCATION OR A FIELD RELATED TO EARLY CHILDHOOD EDUCATION   |   |                              |
| 3. A <u>GRADUATE DEGREE</u> IN EARLY CHILDHOOD EDUCATION OR A FIELD RELATED TO EARLY CHILDHOOD EDUCATION  |   |                              |
| 4. A <u>CHILD DEVELOPMENT ASSOCIATE (CDA)</u> CREDENTIAL OR STATE-AWARDED PRESCHOOL CERTIFICATION THAT MEETS OR EXCEEDS CDA REQUIREMENTS  |   |                              |
| 5. A <u>BACCALAUREATE OR GRADUATE DEGREE</u> IN FAMILY OR CHILD STUDIES, ADULT EDUCATION, HOME ECONOMICS, PSYCHOLOGY, OR SOCIAL WORK  |   |                              |
| G. <b>OF THE SUPERVISORY CHILD DEVELOPMENT STAFF IN 6.E</b> , THE NUMBER NEW TO THEIR POSITION THIS YEAR. (This cannot be greater than the  |   |                              |

|                 |  |  |
|-----------------|--|--|
| number in 6.E.) |  |  |
|-----------------|--|--|

**6.H. HEAD START AND EARLY HEAD START STAFF - IF A POSITION IS FILLED IN YOUR PROGRAM, COMPLETE ALL**

**THREE COLUMNS OF THE TABLE BELOW, UNLESS AN AREA IS SHADED.**

- COLUMN A: SALARY** Enter the full annual salary *from all sources*.  
**Reporting salaries funded by more than one source:**  
Report full annual salary regardless of funding sources. *For example: If \$20,000 of a Director's salary is funded by Head Start and \$25,000 of the salary is funded by the school district, report the full salary of \$45,000 in Column 6.H.1.A.*  
**Reporting staff with dual positions:**  
If a staff member is in a dual position, give the *full* annual salary and other requested information **only once** for the position in which the staff member spends the most time.  
**Reporting salary based on actual number of months worked:**  
Report the actual salary of staff regardless of the number of months worked per year. **Do not annualize** the salaries of staff who work less than 12 months. *For example: If an Education Services Expert works 9 months of the year and has a salary of \$36,000 (\$4,000 a month), report \$36,000 in Column 6.H.1.A below. Do not prorate the salary to what it would be if they worked 12 months of the year (i.e., \$4,000 a month x 12 months or \$48,000)*
  
- COLUMN B: LEVEL OF EDUCATION** Place an X in the column that represents the highest level of education completed by the staff member(s) who holds the position. Mark only one level of education for each position using the following **Level of Education Codes**:
  - 1 for less than high school graduate
  - 2 for high school graduate
  - 3 for Associates degree or at least two years of college completed
  - 4 for Baccalaureate degree
  - 5 for graduate degree
  
- COLUMN C: YEARS IN POSITION** Enter the number of years for the person who currently holds the position.
  
- Teacher, assistant, and home visitor averages** are computed by calculating the total salaries of all full-time teachers, assistants, or home visitors in your program and then dividing by the total number of full-time teachers, assistant teachers, or home visitors in your program. If your program uses no full-time teachers, assistants, or home visitors, use part-time information and enter specify that in the "Comments" section of the PIR software.
  
- The salaries, education levels, and number of years in position of contracted or collaborative staff must be included** in the data provided below, regardless of the funding source for these positions. *For example: If a program collaborates with a local service organization for Home Visitors, it should report the full salary of the Home Visitors, even if their salaries are funded solely by the service organization.*

| POSITION  | (A)<br>ANNUAL<br>SALARY | (B)<br>LEVEL OF EDUCATION<br>X ONLY ONE COLUMN |   |   |   |   | (C)<br>NUMBER OF<br>YEARS IN<br>POSITION |
|---|-------------------------|--|---|---|---|---|--|
|   |                         | 1  | 2 | 3 | 4 | 5 |  |
| 1. DIRECTOR   |                         |  |   |   |   |   |  |
| 2. CHILD DEVELOPMENT AND EDUCATION SERVICES EXPERT  |                         |  |   |   |   |   |  |
| 3. HEALTH SERVICES EXPERT                           |                         |  |   |   |   |   |  |
| 4. PARENT INVOLVEMENT SERVICES EXPERT               |                         |  |   |   |   |   |  |
| 5. FAMILY AND COMMUNITY PARTNERSHIP SERVICES EXPERT |                         |  |   |   |   |   |  |
| 6. TEACHER AVERAGE (full-time)                      |                         |  |   |   |   |   |  |
| 7. ASSISTANT TEACHER AVERAGE (full-time)            |                         |  |   |   |   |   |  |
| 8. HOME VISITOR AVERAGE (full-time)                 |                         |  |   |   |   |   |  |

**7. VOLUNTEER SERVICES INFORMATION.** (If answer is zero, enter 0.)

*Must be numeric*

|   |  |
|---|--|
| A. THE TOTAL NUMBER OF PERSONS PROVIDING ANY VOLUNTEER SERVICES TO YOUR PROGRAM THIS PROGRAM YEAR. (Count each volunteer only once, regardless of the number of times volunteered.) |  |
| B. <b>OF THE NUMBER OF VOLUNTEERS IN 7.A</b> , THE NUMBER WHO ARE CURRENT OR FORMER HEAD START PARENTS OR GUARDIANS (This cannot be greater than the number in 7.A.)                |  |

**8. CLASSROOM INFORMATION.**

- A *class* is a group of children who function as a single unit, including cross-age groupings. Classes that share space should be counted as separate classes if they function as separate units for more than 50 percent of the time. Count double sessions as separate classes and include them.
- A *double session class* is defined as two groups of children per day with one teacher. Count each session as a separate class. For example, if a program had 5 classes that operated mornings and 5 that operated afternoons with the same 5 teachers, the program should report this as 10 classes. **Do not count home-based classes.**

Note: Combination option programs (center and home-based) should report only the number of center-based classes.

(If answer is zero, enter 0)

*Must be numeric*

|  |  |
|--|--|
| A.1. NUMBER OF CLASSES OPERATED.   |  |
| A.2. <b>OF THE NUMBER OF CLASSES IN 8.A.1</b> , THE NUMBER OF <i>DOUBLE SESSION</i> CLASSES OPERATED. (This cannot be greater than the number in 8.A.1 and must be evenly divisible by 2.) |  |
| A.3. TOTAL NUMBER OF CENTERS OPERATED.   |  |

|  |                   |
|--|-------------------|
| B.1. EARLIEST DATE CLASSES OR HOME VISITS BEGAN. | / /<br>mm dd yyyy |
| B.2. LATEST DATE CLASSES OR HOME VISITS END.     | / /<br>mm dd yyyy |

9. ENROLLMENT AND ATTENDANCE INFORMATION. (If the answer is zero, enter 0.)

*Must be numeric*

|  |  |
|--|--|
| A. TOTAL FUNDED ENROLLMENT FROM ALL SOURCES <sup>1</sup> . HEAD START PROGRAMS ARE TO COUNT CHILDREN ONLY. <b>EARLY HEAD START PROGRAMS ONLY ARE TO INCLUDE EXPECTANT MOTHERS AND CHILDREN FOR WHOM YOU ARE FUNDED IN THE TOTAL FUNDED COUNT.</b> This number may be the same as your ACYF Funded Enrollment or it could include children funded by other sources (e.g., State agencies) |  |
| B. ACYF FUNDED ENROLLMENT. The number of children (and expectant parents <i>for Early Head Start programs only</i> ) that you have been funded by ACYF to serve. (This cannot be greater than the number in 9.A, TOTAL FUNDED ENROLLMENT.)   |  |

<sup>1</sup>If the TOTAL FUNDED ENROLLMENT (9.A) equals ACYF FUNDED ENROLLMENT (9.B), enter the number in both 9.A and 9.B below.

9.C. ACTUAL ENROLLMENT BY AGE COMPOSITION.

Report the age of the child as of the date your local school system uses to determine eligibility for public school.

*For example: If a child was not age-eligible for kindergarten during this program year, even if the child has turned five by May 2001, count that child as four-years old.*

- Actual Enrollment* - The total number of children who have been enrolled in your program for any length of time provided they have attended at least one class or, for home-based children, received at least one home visit. This includes children who have dropped out or enrolled late.
- Those children funded by other sources *who are part of the Head Start program and receive Head Start services* are to be included in the actual enrollment figures.

| (If answer equals zero, enter 0.) | Actual enrolment | Actual enrollment                |
|-----------------------------------|------------------|----------------------------------|
| 1. UNDER 1 YEAR <sup>1</sup>      |                  | 5. 4 YEARS OLD                   |
| 2. 1 YEAR OLD                     |                  | 6. 5 YEARS AND OLDER             |
| 3. 2 YEARS OLD                    |                  |                                  |
| 4. 3 YEARS OLD                    |                  | 7. TOTAL (Sum of 9.C.1 - 9.C.6.) |

<sup>1</sup>**Early Head Start Programs Only:** *Include expectant mothers served by the program in 9.C.1, "Under 1 Year Old."*

**The sum of 9.C.1 through 9.C.6 must equal 9.C.7.**

**OF THE TOTAL ACTUAL ENROLLMENT IN 9.C.7:**

|  |  |
|--|--|
| D. THE NUMBER OF CHILDREN WHO ARE ENROLLED IN HEAD START OR EARLY HEAD START FOR THE SECOND YEAR. (Children should be counted here only if, in their first year of Head Start or Early |  |
|--|--|

|  |  |
|--|--|
| Head Start, they were enrolled for at least half of the time classes were in session. This cannot be greater than the number in 9.C.7.)                          |  |
| E. THE NUMBER OF CHILDREN WHO ARE ENROLLED IN HEAD START OR EARLY HEAD START FOR <i>THREE YEARS OR MORE</i> . (This cannot be greater than the number in 9.C.7.) |  |

9.F. **ENROLLMENT BY TYPE OF PROGRAM OPTION.**

- Funded Enrollment means the number of children you have been funded to serve, **regardless of funding source.**
- If a program option does not apply to you, enter 0.

| TYPE OF PROGRAM   | (1)<br>FUNDED ENROLLMENT  | (2)<br>AVERAGE ANNUAL DAYS <sup>1</sup> |
|---|---|---|
| 1. CENTER BASED PROGRAM OPTION - 5 DAYS PER WEEK.   |   |   |
| A. FULL DAY ENROLLMENT (6 HOURS OR MORE PER DAY).   |   |   |
| B. PART DAY ENROLLMENT (LESS THAN 6 HOURS PER DAY).   |   |   |
| 2. <b>Of those children reported in 9.F.1.B:</b>  | THE NUMBER WHO ARE ENROLLED IN <i>DOUBLE SESSIONS</i> <sup>2</sup> (This cannot be greater than the number in 9.F.1.B.) |   |
| 3. CENTER BASED PROGRAM OPTION - 4 or 4/5 days per week. A program providing services 4 days per week or combination of 4 and 5 days per week. <b>This includes full day and part day enrollment.</b> |   |   |
| 4. <b>Of those children reported in 9.F.3:</b>  | THE NUMBER WHO ARE ENROLLED IN <i>DOUBLE SESSIONS</i> <sup>2</sup> (This cannot be greater than the number in 9.F.3.)   |   |
| 5. HOME-BASED PROGRAM OPTION - A program providing services primarily in the child's home.  |   |   |
| 6. COMBINATION PROGRAM OPTION - A program providing service in both a center setting and in a home setting. (Refer to regulations on program option, 45 CFR Part 1306.)                               |   |   |
| 7. LOCALLY DESIGNED OPTION - An <b>ACYF Headquarters-approved option</b> to meet the particular needs of children and families in their communities.  |   |   |
| A. <b>OF THOSE CHILDREN REPORTED IN 9.F.7:</b>  | THE NUMBER WHO ARE ENROLLED IN FAMILY CHILD CARE  |   |
| 8. <b>TOTAL</b><br>(9.F.1.A + 9.F.1.B + 9.F.3 + 9.F.5 + 9.F.6 + 9.F.7.)<br><b>Do not include 9.F.2, 9.F.4, or 9.F.7.A in total.</b>   |   |   |

\*\*\* NOTE \*\*\*

9.F.8.1 TOTAL FUNDED ENROLLMENT must equal 9.A on page 7.

<sup>1</sup>Average days -- Indicate the number of days of classroom service you provided the children enrolled during the 2000-2001 program year for each option. If different centers operated a different number of days, please provide an average number of days. For example, if a center operated 4 days a week and one operated 5 days a week, both for 32 weeks: (4 X 32) = 128; (5 X 32) = 160; (128 + 160)/2 = 144.

**NOTE: If FUNDED ENROLLMENT for an option equals 0, AVERAGE DAYS must also equal 0.** AVERAGE DAYS should be rounded to the nearest whole number, e.g. 106.34 should be rounded to 106; 106.67 should be rounded to 107.

<sup>2</sup>*Double sessions* -- For PIR purposes, count children as enrolled in double sessions *only* if the same teacher is used for both groups of

children. For example, if a teacher has 17 children in the morning and 17 children in the afternoon, the count of children in double session is 34. If different teachers are used, count the children as enrolled in part day; but not in double sessions. *Refer to question 8.A.2 on page 6.*

**9.G. AVERAGE ATTENDANCE. Home-based children should not be included in any part of question 9.G.**

**Selected Month** - All grantees are to use November (11), February (02) and March (03) for completing this question *except* for programs not operating during one or more of these months. These programs should **choose alternate months** in completing this question and enter the two digit code for the chosen month, e.g. August = 08. All programs must report on three months, unless your program did not serve children for three months during the program year. If your program operated less than three months, fill in the average attendance for the months you operated below. And note that your program was open less than three months in the "Comments" section.

**Total Funded Enrollment** - The number of children you have been funded to serve (**minus those funded for home based option**), *regardless of funding source* (9.A), as of the selected month. Delegate agencies should address any questions to their grantee regarding what number to use here.

**End-of-Month Enrollment** - The number of children actually enrolled (**minus those enrolled under the home based option**), *regardless of funding source* (9.A), by your program on the last operating day of the selected month. That is, of those children reported in total funded enrollment above, how many did you actually enroll as of the end of the selected month.

*Average Daily Attendance for the Selected Month (9.G.1-3.D.) is calculated as follows:*

|  |                   |   |
|--|-------------------|---|
| <b>NUMBER*</b><br>(THE SUM OF THE TOTAL NUMBER<br>OF CHILDREN PRESENT EACH DAY<br>OF THE SELECTED MONTH) | <i>divided by</i> | (THE TOTAL<br>OF CLASS DAYS IN THE<br>SELECTED MONTH) |
|--|-------------------|---|

*\*If you have more than one class use the average number of class days*

**DO NOT USE PERCENTAGES OR FRACTIONS**

| (A)<br>SELECTED MONTHS <sup>1</sup> | (B)<br>TOTAL FUNDED<br>ENROLLMENT AS OF<br>SELECTED MONTH | (C)<br>END OF MONTH<br>ENROLLMENT | (D)<br>AVERAGE DAILY<br>ATTENDANCE FOR<br>SELECTED MONTH |
|-------------------------------------|---|-----------------------------------|--|
| 1. NOVEMBER or ( )                  |   |                                   |  |
| 2. FEBRUARY or ( )                  |   |                                   |  |
| 3. MARCH or ( )                     |   |                                   |  |

**\*\*\* NOTE \*\*\***

All responses to the above *must* be entered as **WHOLE NUMBERS Only**  
 This applies to all columns (A, B, C, and D)

<sup>1</sup>**Migrant and other programs not operational during the standard months** should replace the default months in Column A with the two-digit code for the months that your program is in operation (for example, August = "08")



**9.H. ETHNICITY**

OF THE TOTAL ACTUAL ENROLLMENT IN 9.C.7, THE NUMBER OF CHILDREN IN THE FOLLOWING ETHNIC CATEGORIES: (IF AN ANSWER IS ZERO, ENTER 0. **The sum of 9.H.1 through 9.H.6 in most cases will equal, and can not exceed, 9.C.7 on page 7.** If your total does not equal 9.C.7, please specify the reason in the "Comments" section.)

*Must be numeric*

|   |  |
|---|--|
| 1. AMERICAN INDIAN OR ALASKA NATIVE. (A person having origins in any of the original peoples of North and South America, and who maintains tribal affiliation.) |  |
| 2. ASIAN. (A person having origins in any of the original peoples of the Far East, Southeast Asia, or the Indian subcontinent.)                                 |  |
| 3. BLACK OR AFRICAN AMERICAN. (A person having origins in any of the Black racial groups of Africa.)  |  |
| 4. HISPANIC OR LATINO. (A person of Cuban, Mexican, Puerto Rican, South or Central American, or other Spanish culture or origin, regardless of race.)           |  |
| 5. NATIVE HAWAIIAN OR OTHER PACIFIC ISLANDER. (A person having origins in any of the original peoples of Hawaii, Guam, Samoa, or other Pacific Islands.)        |  |
| 6. WHITE. (A person having origins in any of the original peoples of Europe, the Middle East, or North Africa.)   |  |

**9.I. DOMINANT LANGUAGE**

OF THE TOTAL ACTUAL ENROLLMENT IN 9.C.7, THE NUMBER OF CHILDREN USING THE FOLLOWING LANGUAGES AS THEIR DOMINANT LANGUAGE. (IF AN ANSWER IS ZERO, ENTER 0. **The sum of 9.I.1 through 9.I.5 must equal 9.C.7 on page 7.**)

*Must be numeric*

|                    |  |                                   |  |
|--------------------|--|-----------------------------------|--|
| 1. ENGLISH         |  | 4. NATIVE AMERICAN LANGUAGES      |  |
| 2. SPANISH         |  | 5. OTHER (Specify in "Comments" ) |  |
| 3. ASIAN LANGUAGES |  |                                   |  |

**10. CHILD TURNOVER. (If answer is zero, enter 0.)**

*Must be numeric*

|  |  |
|--|--|
| A. THE TOTAL NUMBER OF CHILDREN WHO DROPPED OUT ANY TIME AFTER CLASSES OR HOME VISITS BEGAN AND WHO DID NOT RE-ENROLL. ( <b>This cannot be greater than 9.C.7, TOTAL ACTUAL ENROLLMENT.</b> )  |  |
| B. <b>OF THE CHILDREN IN 10.A,</b> THE NUMBER REPLACED DURING THE PROGRAM YEAR. (This cannot be greater than the number in 10.A.)  |  |
| C. THE NUMBER OF CHILDREN WHO WERE IN CLASS LESS THAN 45 DAYS. (Count from the date the child began classes or, for home-based programs, the date home visits began. If the program operated for less than 45 days, do <i>NOT</i> count children here who completed the program, enter 0. This cannot be greater than 9.C.7, TOTAL ACTUAL ENROLLMENT.) |  |



**11. HEALTH SERVICES INFORMATION.**

- ❑ **NOTE:** This information should be obtained from the medical, dental, and immunization records of all children served for any length of time during your program year, *regardless of funding source.*
- ❑ "Medicaid enrolled" means that the child has been officially certified as eligible for Medicaid paid services. It does not include children who are thought to be eligible but have not been officially certified. Include children who were enrolled in Medicaid for any length of time during this operating period.
- ❑ "CHIP enrolled" means that the child has been officially certified as eligible to receive services covered by the State Children's Health Insurance Program, a federal-state partnership administered by the state under broad federal guidelines. The program may be known as "CHIP" or function under a different name.

**A. HEALTH INSURANCE (If answer is zero, enter 0.)**

|   |  |
|---|--|
| 1. THE NUMBER OF CHILDREN WITH HEALTH INSURANCE (TOTAL)<br>(This cannot be greater than 9.C.7, TOTAL ACTUAL ENROLLMENT on page 7.)          |  |
| a. Number of children in 11.A.1. enrolled in Medicaid/EPSDT   |  |
| b. Number of children in 11.A.1. enrolled in Child Health Insurance Program (CHIP)  |  |
| c. Number of children in 11.A.1. with private health insurance  |  |
| d. Number of children in 11.A.1. with Other health insurance (Specify in "Comments")  |  |
| 2. Number of children reported in 11.A.1(a-d) above with more than one type of health insurance (e.g., Medicaid + private health insurance) |  |

**NOTE: The sum of 11.A.1(a) through 11A.1(d) cannot be less than 11.A.1.**

**11.B. MEDICAL SERVICES.**

|  |  |
|--|--|
| 1. NUMBER OF ALL CHILDREN WHO HAVE COMPLETED MEDICAL SCREENINGS, INCLUDING ALL APPROPRIATE TESTS AND PHYSICAL EXAMINATIONS, DURING THE CURRENT OPERATING PERIOD OR WITHIN THE LAST 12 MONTHS. (Re-enrolled children who were screened the preceding program year through Head Start, should also be counted if they have completed all required screenings. Include dropouts (10.A) and late enrollees if they have completed all required screening. Do <i>NOT</i> include children who are missing any of the required screening. <b>(This cannot be greater than 9.C.7, TOTAL ACTUAL ENROLLMENT.)</b> ) |  |
| a. <b>OF THE CHILDREN SCREENED IN 11.B.1,</b> THE NUMBER OF CHILDREN DIAGNOSED AS NEEDING TREATMENT. Treatment is defined as any service that is required to improve the physical condition of the child, including all forms of medical follow-up. (This cannot be greater than the number in 11.B.1.)  |  |
| b. <b>OF THE CHILDREN DIAGNOSED IN 11.B.1(a),</b> THE NUMBER OF CHILDREN WHO HAVE RECEIVED OR ARE RECEIVING TREATMENT.   |  |

11.B.2. NUMBER OF CHILDREN WHO RECEIVED TREATMENT FOR THE FOLLOWING CONDITIONS.

- ❑ *Children may be counted in more than one category, but count each child only once in any given category.*
- ❑ *The number of children reported in any given category can not be greater than 11.B.1(b), CHILDREN WHO HAVE RECEIVED OR ARE RECEIVING TREATMENT.*

|                         |  |                            |  |
|-------------------------|--|----------------------------|--|
| a. ANEMIA               |  | g. SEIZURE                 |  |
| b. SICKLE CELL          |  | h. OVERWEIGHT              |  |
| c. HIGH LEAD LEVELS     |  | i. UNDERWEIGHT             |  |
| d. HEARING DIFFICULTIES |  | j. ASTHMA                  |  |
| e. VISION PROBLEMS      |  | k. CHILD ABUSE AND NEGLECT |  |
| f. DIABETES             |  | l. LOW BIRTH WEIGHT        |  |

11.C. **DENTAL SERVICES.**

|  |  |
|--|--|
| 1. NUMBER OF ALL CHILDREN (INCLUDING THOSE ENROLLED IN MEDICAID OR CHIP) WHO HAVE COMPLETED A PROFESSIONAL DENTAL EXAMINATION DURING THE CURRENT OPERATING PERIOD OR WITHIN THE LAST 12 MONTHS. (e.g., children examined during the summer months prior to the start of the class session. Include dropouts (10.A.) and late enrollees if they have completed a professional dental examination. A professional dental examination is one done by a dentist. This cannot be greater than 9.C.7, TOTAL ACTUAL ENROLLMENT) |  |
| a. <b>OF THE CHILDREN EXAMINED IN 11.C.1</b> , THE NUMBER OF CHILDREN DIAGNOSED AS NEEDING TREATMENT. (Treatment includes restoration, pulp therapy, or extraction. It does <i>NOT</i> include fluoride application or cleaning. This cannot be greater than 11.C.1.)  |  |
| b. <b>OF THE CHILDREN DIAGNOSED IN 11.C.1.(a)</b> , THE NUMBER OF CHILDREN WHO HAVE RECEIVED OR ARE RECEIVING TREATMENT. (Treatment does <i>NOT</i> include fluoride application or cleaning.)   |  |
| c. <b>OF THE CHILDREN EXAMINED IN 11.C.1</b> , THE NUMBER OF CHILDREN WHO RECEIVED PREVENTIVE CARE. (e.g., fluoride application, cleaning, etc. This cannot be greater than 11.C.1.)   |  |

11.D. **IMMUNIZATION SERVICES.** (*COUNT EACH CHILD ONLY ONCE.* If answer is zero, enter 0.)

- ❑ *Count children by their immunization status as of the end of the program year.*

|  |  |
|--|--|
| 1. NUMBER OF CHILDREN WHO HAVE BEEN DETERMINED BY A HEALTH CARE PROFESSIONAL TO BE UP-TO-DATE ON ALL IMMUNIZATIONS APPROPRIATE FOR THEIR AGE.  |  |
| 2. NUMBER OF CHILDREN WHO HAVE BEEN DETERMINED BY A HEALTH CARE PROFESSIONAL TO HAVE RECEIVED ALL IMMUNIZATIONS POSSIBLE AT THIS TIME BUT WHO HAVE NOT RECEIVED ALL IMMUNIZATIONS APPROPRIATE FOR THEIR AGE. |  |

**NOTE: The sum of 11.D.1 + 11.D.2 cannot be greater than 9.C.7, TOTAL ACTUAL ENROLLMENT.**

11.E. MENTAL HEALTH SERVICES.

1. THE PROFESSIONAL STATUS OF THE MENTAL HEALTH PROFESSIONAL(S) USED BY YOUR PROGRAM.

*X all that apply*

|  |  |  |  |
|--|--|--|--|
| A. NONE USED (If selected go to question 12) |  | E. SOCIAL WORKER                           |  |
| B. PSYCHIATRIST                              |  | F. MARRIAGE AND FAMILY THERAPIST           |  |
| C. PSYCHOLOGIST                              |  | G. OTHER (MUST BE SPECIFIED IN "COMMENTS") |  |
| D. PSYCHIATRIC NURSE                         |  |  |  |

2. NUMBER OF HOURS PER WEEK THE MENTAL HEALTH PROFESSIONAL SPENDS IN YOUR PROGRAM.

- If more than one mental health professional is available to your program, use the total weekly hours for all professionals.
- If your program has a mental health professional on staff who has other responsibilities, count only the time spent on mental health activities.

*X only one*

|                       |  |                                      |  |
|-----------------------|--|--------------------------------------|--|
| A. MORE THAN 20 HOURS |  | C. LESS THAN 6 HOURS                 |  |
| B. 6 TO 20 HOURS      |  | D. ON CALL (NOT REGULARLY SCHEDULED) |  |

*Must be numeric*

|   |  |
|---|--|
| 3. THE NUMBER OF CHILDREN REFERRED FOR MENTAL HEALTH TREATMENT DURING THE PROGRAM YEAR.   |  |
| 4. <b>OF THE CHILDREN REPORTED IN 11.E.3</b> , THE NUMBER OF CHILDREN WHO RECEIVED MENTAL HEALTH TREATMENT DURING THE CURRENT PROGRAM YEAR. (This cannot be greater than the number in 11.E.3.) |  |

12. FAMILY INFORMATION.

- These questions refer to the families of children enrolled in Head Start and Early Head Start as reported in 9.C.7, TOTAL ACTUAL ENROLLMENT.

*Must be numeric*

|   |  |
|---|--|
| A. TOTAL NUMBER OF HEAD START OR EARLY HEAD START FAMILIES.<br><b>(Count families, not children. Families with more than one child enrolled should be counted only once. This cannot be greater than 9.C.7, TOTAL ACTUAL ENROLLMENT.)</b> |  |
|---|--|

**B. OF THE TOTAL NUMBER OF HEAD START FAMILIES IN 12.A, THE NUMBER OF FAMILIES IN WHICH THE FOLLOWING NEEDS WERE IDENTIFIED.**

- ❑ The same family may be counted in more than one category, but count each family only once in a given category.
- ❑ Identify one “*Head of Household*” within each family (regardless of family type) and provide data for that person only in response to all related items below.

*Must be numeric*

| SERVICE  | (A)<br>FAMILIES WITH NEED IDENTIFIED | (B)<br>FAMILIES THAT RECEIVED SERVICES |
|--|--------------------------------------|--|
| B.1. EMERGENCY OR CRISIS ASSISTANCE, INCLUDING THE NEED FOR FOOD, CLOTHING, OR TRANSPORTATION. |                                      |  |
| B.2. EDUCATION OR LITERACY.  |                                      |  |

*Must be numeric*

|   |  |
|---|--|
| <b>C. OF THE TOTAL NUMBER OF HEAD START FAMILIES IN 12.A, THE NUMBER OF FAMILIES IN WHICH THE HEAD OF HOUSEHOLD IS IN TRAINING OR SCHOOL.</b> |  |
|---|--|

**D. EMPLOYMENT STATUS.**

**OF THE TOTAL NUMBER OF HEAD START FAMILIES (12.A), THE NUMBER OF FAMILIES IN WHICH THE EMPLOYMENT STATUS OF THE HEAD OF HOUSEHOLD IS AS FOLLOWS. *Count each head of household in only one employment category.***

*Must be numeric*

|  |  |
|--|--|
| 1. EMPLOYED FULL-TIME (35 HOURS PER WEEK OR MORE, YEAR AROUND) |  |
| 2. EMPLOYED PART-TIME OR SEASONALLY                            |  |
| 3. UNEMPLOYED  |  |

**The sum of 12.D.1 through 12.D.3 *must* equal 12.A, TOTAL NUMBER OF HEAD START FAMILIES.**

**12.D. (CONTINUED)**

**FAMILY INCOME.**

TOTAL NUMBER OF HEAD START FAMILIES BY FAMILY INCOME. *Use definition of income in Transmittal Notice 79.1.*

*Must be numeric*

|                     |  |                       |  |
|---------------------|--|-----------------------|--|
| 4. \$ 0 - 2,999     |  | 7. \$ 9,000 - 11,999  |  |
| 5. \$ 3,000 - 5,999 |  | 8. \$ 12,000 - 14,999 |  |
| 6. \$ 6,000 - 8,999 |  | 9. \$ 15,000 and over |  |

**The sum of 12.D.4 through 12.D.9 must equal 12.A, (TOTAL NUMBER OF HEAD START FAMILIES.)**

*Must be numeric*

|  |  |
|--|--|
| E. THE TOTAL NUMBER OF HEAD START FAMILIES RECEIVING ANY BENEFITS UNDER THE FEDERAL TEMPORARY ASSISTANCE TO NEEDY FAMILIES (TANF) PROGRAM, formerly known as the AFDC program. (For example, child care, transportation) |  |
|--|--|

**F. SERVICES TO HOMELESS FAMILIES**

*(X only One)*

|  |            |           |
|--|------------|-----------|
| DID YOUR HEAD START PROGRAM UNDERTAKE SPECIAL INITIATIVES TO SERVE HOMELESS CHILDREN AND THEIR FAMILIES? (Examples of such activities might include special efforts to recruit homeless children, special services for homeless families, or changes in program schedules to accommodate homeless children.) | <u>YES</u> | <u>NO</u> |
|--|------------|-----------|

**G. Early Head Start Programs Only**

|  |  |
|--|--|
| OF THE TOTAL NUMBER OF EARLY HEAD START FAMILIES, THE NUMBER OF FAMILIES WITH A PREGNANT MOTHER AT THE TIME OF ENROLLMENT. |  |
|--|--|

**H. FAMILY WORKER INFORMATION**

*Must be numeric*

|  |  |
|--|--|
| <p>THE NUMBER OF FAMILY WORKERS.<br/>This includes case managers and any other staff members whose primary job is working directly with families. (Cannot be greater than the number of staff reported in 5.A)</p> |  |
|--|--|

**12.I. CHILD CARE**

|  |  |
|--|--|
| <p>1. THE NUMBER OF HEAD START OR EARLY HEAD START FAMILIES IN WHICH FULL DAY, FULL YEAR CHILD CARE IS NEEDED FOR THE ENROLLED CHILD. Include here all families in which the parents or other caregivers are working or in training at least eight consecutive hours per day, including travel time (regardless of whether they currently receive care).</p> |  |
|--|--|

2. **OF THE FAMILIES IDENTIFIED IN 12.I.1,** THE TOTAL NUMBER OF FAMILIES IN THE FOLLOWING CATEGORIES:

|   |  |
|---|--|
| <p>a. RECEIVE CHILD CARE THROUGH A FULL-YEAR HEAD START OR EARLY HEAD START PROGRAM THAT IS FULLY SUPPORTED THROUGH HEAD START DOLLARS AND IS DESIGNED TO MEET THE CHILD CARE NEEDS OF THE PARENTS.</p>   |  |
| <p>b. RECEIVE CHILD CARE THROUGH THE HEAD START OR EARLY HEAD START PROGRAM (EITHER DIRECTLY OR THROUGH A COLLABORATING AGENCY), USING NON-HEAD START FUNDS TO SUPPLEMENT COSTS AND WHERE THE SERVICES MEET THE PERFORMANCE STANDARDS FOR THE ENTIRE DAY.</p> |  |
| <p>c. RECEIVE PUBLICLY SUBSIDIZED CHILD CARE THROUGH A FUNDING SOURCE AND/OR AGENCY OTHER THAN THE HEAD START PROGRAM AT A CHILD CARE HOME OR CENTER <i>DURING THAT PART OF THE DAY WHEN THE CHILD IS NOT IN HEAD START.</i></p>                              |  |
| <p>d. LEAVE THEIR CHILD(REN) AT HOME OR AT ANOTHER HOME WITH A RELATIVE OR UNRELATED ADULT PROVIDING NO COST CARE <i>DURING THAT PART OF THE DAY WHEN THE CHILD IS NOT IN HEAD START.</i></p>   |  |
| <p>e. RECEIVE CHILD CARE AT A PRIVATE FEE FOR SERVICE CHILD CARE HOME OR CENTER <i>DURING THAT PART OF THE DAY WHEN THE CHILD IS NOT IN HEAD START.</i></p>   |  |

**13. SERVICES FOR CHILDREN WITH DISABILITIES.**

**A. LOCAL EDUCATION AGENCY (LEA)**

*Must be numeric*

|  |  |
|--|--|
| <p>1. THE NUMBER OF LEAs (or Part C agencies for those programs serving infants and toddlers) IN YOUR HEAD START OR EARLY HEAD START SERVICE AREA.</p>   |  |
| <p>2. THE NUMBER OF LEAs (or Part C agencies for those programs serving infants and toddlers) THAT YOU HAVE A FORMAL AGREEMENT WITH ON COORDINATING SERVICES FOR CHILDREN WITH DISABILITIES.</p> |  |

**B. DOES A COORDINATOR FOR DISABILITY SERVICES WORK FULL-TIME OR PART-TIME FOR YOUR PROGRAM?**

If your program has more than one coordinator for disability services, and one or more works full-time while the other(s) works part-time, **X** both 13.B.1 and 13.B.2.

*At least one box must be selected*

|   |  |
|---|--|
| 1. YES, FULL-TIME   |  |
| 2. YES, PART-TIME   |  |
| 3. <b><u>FOR DELEGATE AGENCIES ONLY</u></b><br>NO COORDINATOR FOR DISABILITY SERVICES SPECIFICALLY FOR THIS PROGRAM, BUT THERE IS ONE AT THE GRANTEE LEVEL WHO SERVES THIS PROGRAM. (Complete this item only if you selected "Delegate Agency" (2.D). <i>If selected, skip question 13.C and go to question 13.D.</i> ) |  |
| 4. NO COORDINATOR FOR DISABILITY SERVICES. ( <i>If selected, skip question 13.C and go to question 13.D.</i> )  |  |

C. WHICH OF THE FOLLOWING DEGREES OR LICENSES ARE HELD BY THE COORDINATOR(S) FOR DISABILITY SERVICES IN YOUR PROGRAM: (*If you selected 13.B.3 or 13.B.4 do not answer this question. Go to question 13.D.*)

*X all that apply*

|                               |  |   |  |
|-------------------------------|--|---|--|
| 1. EARLY CHILDHOOD EDUCATION  |  | 4. PSYCHOLOGY   |  |
| 2. SPECIAL EDUCATION          |  | 5. OTHER DEGREE OR LICENSE<br>(Specify in "Comments") |  |
| 3. SPEECH PATHOLOGY/AUDIOLOGY |  | 6. NO DEGREE OR LICENSE                               |  |

D. NUMBER OF CHILDREN ENROLLED IN YOUR PROGRAM WHO WERE *DETERMINED BY A MULTI-DISCIPLINARY TEAM* TO HAVE A DISABILITY(IES) DURING THE FOLLOWING TIME PERIODS: (If answer is zero, enter 0.)

*Must be numeric*

|  |  |
|--|--|
| 1. PRIOR TO ENROLLMENT INTO THE HEAD START OR EARLY HEAD START PROGRAM FOR THIS PROGRAM YEAR.  |  |
| 2. BETWEEN TIME OF ENROLLMENT AND THE END OF THE PROGRAM YEAR.   |  |
| 3. TOTAL CHILDREN DETERMINED TO HAVE A DISABILITY(IES). ( <i>The sum of Questions 13.D.1. and 13.D.2.</i> )  |  |
| 4. <b>OF THE TOTAL CHILDREN DETERMINED TO HAVE A DISABILITY(IES) IN 13.D.3</b> , THE NUMBER WITH AN INDIVIDUALIZED EDUCATION PROGRAM (IEP) OR INDIVIDUALIZED FAMILY SERVICE PLAN (IFSP).   |  |
| 5. <b>OF THE CHILDREN REPORTED IN 13.D.4</b> , THE NUMBER DETERMINED ELIGIBLE BY THE LEA OR PART C AGENCY TO RECEIVE SPECIAL EDUCATION AND RELATED SERVICES OR PART C SERVICES UNDER AN INDIVIDUALIZED EDUCATION PROGRAM (IEP) OR INDIVIDUALIZED FAMILY SERVICE PLAN (IFSP). (This cannot be greater than 13.D.4.) |  |

**The sum of 13.D.1 and 13.D.2 must equal 13.D.3.**

13.E. INDICATE THE NUMBER OF CHILDREN ENROLLED DURING THIS PROGRAM YEAR WHOSE PRIMARY OR MOST SIGNIFICANT DISABILITY HAS BEEN DETERMINED TO BE ONE OF THOSE LISTED BELOW.

**Early Head Start Programs should not complete 13.E.1-12; answer 13.E.13 and 13.E.14 only.**

If there are no children with a particular disability in your program, enter 0.

| <b>DIAGNOSED DISABILITY</b>                    | <b>NO. OF CHILDREN RECEIVING SPECIAL SERVICES</b> |
|--|---|
| 1. HEALTH IMPAIRMENT                           |   |
| 2. EMOTIONAL/BEHAVIORAL DISORDER               |   |
| 3. SPEECH OR LANGUAGE IMPAIRMENTS              |   |
| 4. MENTAL RETARDATION                          |   |
| 5. HEARING IMPAIRMENT INCLUDING DEAFNESS       |   |
| 6. ORTHOPEDIC IMPAIRMENT                       |   |
| 7. VISUAL IMPAIRMENT INCLUDING BLINDNESS       |   |
| 8. LEARNING DISABILITIES                       |   |
| 9. AUTISM                                      |   |
| 10. TRAUMATIC BRAIN INJURY                     |   |
| 11. NON-CATEGORICAL/DEVELOPMENTAL DELAY        |   |
| 12. MULTIPLE DISABILITIES INCLUDING DEAF-BLIND |   |

|  |  |
|--|--|
| <p>13. <b><u>FOR EARLY HEAD START &amp; MIGRANT PROGRAMS ONLY:</u></b></p> <p>THE NUMBER OF CHILDREN BIRTH THRU 3 RECEIVING SERVICES UNDER PART C OF THE INDIVIDUALS WITH DISABILITIES EDUCATION ACT (IDEA).</p> |  |
|--|--|

|   |  |
|---|--|
| <p>14. <b><u>FOR ALL PROGRAMS:</u></b></p> <p>NUMBER OF CHILDREN DIAGNOSED WITH A DISABILITY, IN 13.D.3, WHO ARE <i>NOT</i> RECEIVING SPECIAL SERVICES.</p> |  |
|---|--|

\*\*\* NOTE \*\*\*

**The sum of 13.E.1 through 13.E.14 must equal 13.D.3, TOTAL CHILDREN DETERMINED BY A MULTI-DISCIPLINARY TEAM TO HAVE A DISABILITY(IES).**



**14. BUS PURCHASES.**

INDICATE BELOW THE NUMBER OF BUSES, IF ANY, THAT WERE PURCHASED BY YOUR PROGRAM DURING THIS PAST YEAR. Include only buses purchased with ACF grant funds that will be used to support the operation of your Head Start or Early Head Start program. Indicate, by month, the number of buses purchased. **(Use the month in which you signed the agreement to purchase the bus rather than the month in which the bus was actually delivered.)**

| <b>MONTH</b>    | <b>NUMBER OF BUSES PURCHASED</b> |
|-----------------|----------------------------------|
| A. AUGUST 2000  |                                  |
| B. SEPTEMBER    |                                  |
| C. OCTOBER      |                                  |
| D. NOVEMBER     |                                  |
| E. DECEMBER     |                                  |
| F. JANUARY 2001 |                                  |
| G. FEBRUARY     |                                  |
| H. MARCH        |                                  |
| I. APRIL        |                                  |
| J. MAY          |                                  |
| K. JUNE         |                                  |
| L. JULY         |                                  |

## PIR SUBMITTAL CHECKLIST

### BEFORE SUBMITTING YOUR PIR REPORT TO ELLSWORTH ASSOCIATES

Please ensure that the following steps have been completed:

1. \_\_\_\_\_ Your PIR report was completed using the current year's PIR Software (PIR2001).
2. \_\_\_\_\_ You have thoroughly read the **2000-2001 PROGRAM INFORMATION REPORT INSTRUCTIONS** that accompanied this PIR Form.
3. \_\_\_\_\_ You have answered *all* questions that the report instructs you to complete for your program type.
4. \_\_\_\_\_ Your report has been saved using the PIR2001 software program and contains "0 Errors".
5. \_\_\_\_\_ The Cover Page (p.1) of the PIR form (either the preprinted form, or one generated the PIR2001 software program) has been signed by an authorized program representative and will be submitted promptly to Ellsworth Associates.

If you are filing your PIR electronically (i.e., by email, or disk), please fax or mail the signed cover page to:

**Ellsworth Associates**  
ATTN: PIR2001  
1749 Old Meadow Road  
Suite 600  
McLean, VA 22102-4398

**Fax: (703) 821-3989**  
**Phone: (703) 821-3090, ext. 226 or 260**

Please indicate (✓) which method you are using to submit this report:

E-MAIL \_\_\_\_\_ DISK \_\_\_\_\_ PAPER FORM \_\_\_\_\_

OTHER \_\_\_\_\_ (PLEASE SPECIFY: \_\_\_\_\_)

Please indicate (✓) if this is the first copy you are submitting of the report or a corrected version:

-- The first time that you are submitting this 2000-2001 report? \_\_\_\_\_ (Yes/No)

-- A correction to a previously submitted 2000-2001 report? \_\_\_\_\_ (Yes/No)

DATE SUBMITTED: \_\_\_\_\_

**THANK YOU!**



## ***Appendix F***

---

**Summary Program Information Report Data  
2002 - 2003**



# **Head Start Program Information Report for the 2002-2003 Program Year**

## **National Level Summary Report**

**January 06, 2004**

### **National Summary**

**2,633 Reports on File**

#### **General Information:**

|  |       |
|--|-------|
| 3. Program Type:   |       |
| a. Head Start:   | 1,933 |
| b. Early Head Start:   | 700   |
| 17. Agency Description:  |       |
| a. Grantee which directly operates program(s) and has no delegates:                                  | 1,835 |
| b. Grantee which directly operates programs and delegates service delivery:                          | 116   |
| c. Grantee which maintains central office staff only and operates no program(s) directly:            | 16    |
| d. Delegate agency:  | 653   |
| e. Grantee which delegates all its programs. Operates no program(s) directly and maintains no staff: | 13    |
| 18. Number of Delegate Agencies:   |       |
| a. Reported by the grantees:   | 601   |
| b. Actual number of delegate reports received:   | 570   |
| 19. Agency Type:   |       |
| a. Community Action Agency (CAA):  | 855   |
| b. School System (Public/Private):   | 460   |
| c. Private/Public Non-Profit (non CAA, eg: churches, non-profit hospitals):                          | 989   |
| d. Private/Public For-Profit (eg: for-profit hospitals):   | 34    |
| e. Government Agency (Non CAA):  | 147   |
| f. Tribal Government or Consortium (American Indian-Alaska Native):                                  | 148   |
| 20. Agency Affiliation:  |       |
| a. Secular or Non-Religious Agency:  | 2,515 |
| b. Religiously Affiliated Agency inspired by religion, providing essentially secular services:       | 93    |
| c. Religious Organization with pronounced religious characteristics or a house of worship:           | 25    |

**Section A. Enrollment and Program Options:**

**Enrollment Year:**

1. a. Start Date: 1/1/2002 1. b. End Date: 12/31/2003

**Funded Enrollment:**

2. ACF Funded Head Start or Early Head Start Enrollment: 875,511  
 3. Non-ACF Funded Head Start or Early Head Start enrollment:  
     a. Number of Head Start eligible children who receive services: 26,081  
     b. Number of children who are not Head Start eligible  
         (e.g. State funded children who exceed the federal poverty line beyond the 10% allowable): 9,219  
 4. Total funded Head Start or Early Head Start enrollment (from all sources): 910,811

**Funded Enrollment by Program Option:**

|   | <i>Funded Enrollment</i> | <i>Average Annual Days</i> |
|---|--------------------------|----------------------------|
| 5. Center based program - 5 days per week   |                          |                            |
| a. Full day enrollment (6 or more hours per day):   | 423,401                  | 207                        |
| b. Part day enrollment (less than 6 hours per day):   | 183,455                  | 179                        |
| 1. Double session enrollment (of those in 5.b.):  | 35,411                   |                            |
| 6. Center based program - 4 days per week   |                          |                            |
| a. Full day enrollment (6 or more hours per day):   | 21,117                   | 147                        |
| b. Part day enrollment (less than 6 hours per day):   | 198,841                  | 138                        |
| 1. Double session enrollment (of those in 5.b.):  | 115,039                  |                            |
| 7. Home-Based Program:  | 48,179                   |                            |
| 8. Combination Program:   | 13,211                   | 104                        |
| 9. Family Child Care:   | 7,027                    | 228                        |
| 10. Locally Designed Options:   | 15,580                   | 183                        |
| 11. Total Funded Enrollment by Program Option:  | 910,811                  |                            |
| a. Total number of pregnant women reported in funded enrollment:  | 5,035                    |                            |
| 12. Of the children served in a center-based program, the number who received Head Start or Early Head Start services at a child care center partner: |                          | 49,225                     |
| 13. Children enrolled in Head Start or Early Head Start program options providing 8 or more hours   |                          | 197,290                    |

**Actual Enrollment:**

14. Total Actual Enrollment: 1,040,471

15. End of month Enrollment:

Enter the highest number of children enrolled in any two months during the enrollment year:

|                          |       |         |
|--------------------------|-------|---------|
| A.1. Month #1 (Average): | June  | 866,962 |
| B.1. Month #2 (Average): | April | 869,452 |

**Actual Enrollment by Child Age:**

16. Ages of children served:

|                  |        |                       |         |
|------------------|--------|-----------------------|---------|
| a. Under 1 year: | 24,756 | d. 3 Years old:       | 355,244 |
| b. 1 Year old:   | 26,057 | e. 4 years old:       | 542,187 |
| c. 2 Years old:  | 34,936 | f. 5 Years and older: | 48,002  |

**Actual Enrollment of Pregnant Women:**

(EHS Programs Only)

|  |       |
|--|-------|
| 17. Total actual enrollment of pregnant women:                                 | 9,289 |
| 18. Of the pregnant women enrolled, the number who were under 18 years of age: | 2,079 |

**Actual Enrollment of Children by Type of Eligibility:**

|  |         |
|--|---------|
| 19. a. Enrolled based on receipt of public assistance:                                       | 186,289 |
| b. Enrolled based on income eligibility (below 100% of the federal poverty line):            | 766,273 |
| c. Enrolled although the families were over-income (above 100% of the federal poverty line): | 73,360  |
| d. Children enrolled due to status as a foster child:  | 14,549  |

**Prior Enrollment of Children:**

|   |         |
|---|---------|
| 20. a. Children enrolled in Head Start or Early Head Start for their second year: | 290,721 |
| b. Children enrolled in Head Start or Early Head Start for three or more years:   | 25,291  |

**Actual Enrollment by Ethnicity:**

|   |         |                               |         |
|---|---------|-------------------------------|---------|
| 21. a. American Indian or Alaska Native:      | 32,082  | f. White:                     | 288,869 |
| b. Asian:                                     | 18,286  | g. Bi-Racial or Multi-Racial: | 32,786  |
| c. Black or African American:                 | 329,453 | h. Other (Comments Required): | 1,775   |
| d. Hispanic or Latino Origin:                 | 317,418 | i. Unspecified:               | 9,755   |
| e. Native Hawaiian or other Pacific Islander: | 10,047  |                               |         |

**Actual Enrollment by Primary Language of the Family at Home:**

22. Languages of service per day:

|             |         |
|-------------|---------|
| a. English: | 763,657 |
| b. Spanish: | 231,737 |



|   |        |   |       |
|---|--------|---|-------|
| c. Native Central American, South American and Mexican Languages: | 5,559  | g. Native No. American or Alaska Native Lang. | 1,977 |
| d. Caribbean Languages:   | 3,893  | h. Pacific Island Languages:                  | 4,823 |
| e. Middle Eastern and South Asian Languages:                      | 7,213  | i. European and Slavic Languages:             | 4,987 |
| f. East Asian Languages:  | 10,793 | j. African Languages:                         | 3,735 |
|   |        | k. Other (Comments Required):                 | 2,097 |

**Turnover:**

|   |         |
|---|---------|
| 23. Number of children (and pregnant women for EHS programs) who dropped out and did not re-enroll:     | 172,009 |
| a. Of the children (and pregnant women for EHS programs) who dropped out, the number who were replaced: | 135,175 |
| b. Children (and pregnant women for EHS programs) who were enrolled for less than 45 days:              | 48,070  |

**Classes, Groups and Centers:**

|   |        |
|---|--------|
| 24. Total number of classes operated directly by Head Start or Early Head Start:  | 47,132 |
| a. Of the total number of classes, the number of double session classes:  | 8,892  |
| 25. Total number of classes in which Head Start or Early Head Start children are served through a child care center partnership (in addition to classes reported in A.24.): | 3,921  |
| 26. Total number of family child care homes that served Head Start or Early Head Start children:  | 2,210  |
| 27. Total number of home-based socialization groups operated (home based children only):  | 9,048  |
| 28. Total number of Head Start or Early Head Start centers (do not include family child care homes):  | 19,566 |

**Child Care:**

|   |         |
|---|---------|
| 29. The number of Head Start or Early Head Start children for whom full-year and/or full-day child care is needed (to meet the needs of parents who are working or in job training):                      | 464,577 |
| a. Of the children in A.29., the number who received full-year/full-day services through Head Start or Early Head Start:  | 251,303 |
| b. Of the children in A.29., the number in the following categories of care:  |         |
| i. Received care at a family child care home:   | 32,457  |
| ii. Received care at a child care center or classroom:  | 78,716  |
| iii. Received care at home or at another home with a relative or unrelated adult:   | 154,320 |
| iv. Received care through a public school pre-Kindergarten program:   | 12,013  |
| v. Other (Comments Required):   | 2,571   |
| 30. The number of Head Start or Early Head Start enrolled children who received a child care subsidy (voucher or contracted slot), whether the care was provided through Head Start or another provider): | 104,603 |

|  |         |        |
|--|---------|--------|
| 1. Total number of staff members, regardless of the funding source for their salary or number of hours worked: | 211,530 | 12,802 |
| a. Staff who are former or current Head Start or Early Head Start parents:                                     | 58,228  | 896    |
| b. Staff who left the program and were replaced during the year:   | 20,582  | 834    |

**Volunteer Information:**

|  |           |
|--|-----------|
| 2. The total number of persons providing any volunteer services to your program: | 1,375,249 |
| a. Volunteers who are former or current Head Start or Early Head Start parents:  | 889,791   |

**Education and Experience of Management Staff:**

|   | <i>Number of Programs</i> | <i>Average Education Level</i> | <i>Average Years in Position</i> | <i>Average Annual Salary</i> | <i>On Another PIR</i> |
|---|---------------------------|--------------------------------|----------------------------------|------------------------------|-----------------------|
| 3. Program Director:                          | 2,579                     | Baccalaureate degree           | 9                                | \$56,283.86                  | 928                   |
| 4. Child Development and Education Manager:   | 2,327                     | Baccalaureate degree           | 6                                | \$39,147.53                  | 646                   |
| 5. Health Services Manager:                   | 2,156                     | Baccalaureate degree           | 7                                | \$34,569.10                  | 729                   |
| 6. Family and Community Partnerships Manager: | 2,241                     | Baccalaureate degree           | 7                                | \$35,597.96                  | 713                   |

**Disability Services Manager:**

|  |       |
|--|-------|
| 7. Average number of hours worked per week by the person with lead responsibility for coordinating | 23.21 |
|--|-------|

**Qualifications of Child Development Staff:**

|   | <i>Assistant Teachers</i> | <i>Home Visitors</i> | <i>Family Child Care Providers</i> | <i>Child Development Supervisors</i> | <i>Home-Based</i> |     |
|---|---------------------------|----------------------|------------------------------------|--------------------------------------|-------------------|-----|
| 8. Total number of staff by category:         | 54,795                    | 52,003               | 5,244                              | 2,084                                | 7,548             | 824 |
| 9. Staff credentials:                         |                           |                      |                                    |                                      |                   |     |
| a. An Associate degree, ECE/Related:          | 14,540                    | 3,981                | 957                                | 176                                  | 1,521             | 138 |
| b. A Baccalaureate degree, ECE/Related:       | 14,711                    | 1,458                | 1,524                              | 102                                  | 2,634             | 316 |
| c. A Graduate degree, ECE/Related:            | 2,128                     | 189                  | 148                                | 33                                   | 1,161             | 131 |
| d. A CDA credential or State Equivalent:      | 14,805                    | 11,450               | 993                                | 609                                  | 1,079             | 67  |
| 10. Staff without degrees or credentials:     |                           |                      |                                    |                                      |                   |     |
| a. Enrolled in an ECE/Related degree program: | 4,964                     | 9,458                | 578                                | 250                                  | 353               | 41  |

|  |       |       |     |     |    |   |
|--|-------|-------|-----|-----|----|---|
| b. In any type of CDA equivalent training: | 1,568 | 6,753 | 293 | 364 | 28 | 4 |
|--|-------|-------|-----|-----|----|---|

**Average Annual Teacher Salary by Level of Education:**

|  |                    |             |
|--|--------------------|-------------|
| 12. a. An Associate degree in Early Childhood Education or a related degree: | ( 1,866 Programs ) | \$21,887.34 |
| b. A Baccalaureate degree in Early Childhood Education or a related degree:  | ( 1,916 Programs ) | \$25,949.41 |
| b. A Graduate degree in Early Childhood Education or a related degree:       | ( 654 Programs )   | \$32,639.82 |
| d. A Child Development Associate credential or State equivalent:             | ( 1,697 Programs ) | \$19,877.10 |

**Average Annual Salary of Direct Child Development Staff:**

|   |                    |             |
|---|--------------------|-------------|
| 13. Average Annual Salary - Teachers (includes all teachers): | ( 2,444 Programs ) | \$23,568.44 |
| 14. Average Annual Salary - Assistant Teachers:               | ( 2,229 Programs ) | \$15,647.73 |
| 15. Average Annual Salary - Home Based Visitors:              | ( 956 Programs )   | \$22,660.71 |

**Race/Ethnicity of Direct Child Development Staff:**

|   |        |                               |        |
|---|--------|-------------------------------|--------|
| 16. a. American Indian or Alaska Native:      | 3,584  | f. White:                     | 41,470 |
| b. Asian:                                     | 1,879  | g. Bi-Racial or Multi-Racial: | 652    |
| c. Black or African American:                 | 32,349 | h. Other (Comments Required): | 243    |
| d. Hispanic or Latino Origin:                 | 27,187 | i. Unspecified:               | 5,897  |
| e. Native Hawaiian or other Pacific Islander: | 871    |                               |        |

**Language of Direct Child Development Staff:**

|  |        |
|--|--------|
| 17. Of the direct child development staff in B.8(1-4), the number proficient in a language other than English: | 30,629 |
|--|--------|

**Teacher Turnover:** disabilities services:

|  |       |
|--|-------|
| 18. Total number of teachers who left the program during the year:                         | 7,369 |
| 19. Of the teachers who left the program, the number who left for the following reasons:   |       |
| a. Higher compensation/benefits package in the same field (to school system, etc.):        | 2,021 |
| b. Change in job field:  | 1,627 |
| c. Other (Comments Required):  | 3,721 |
| 20. Number of teacher vacancies that remained unfilled for a period of 3 months or longer: | 1,185 |
| 21. Number of teachers hired during the year due to turnover:                              | 5,389 |

| <b>Qualifications of Family and Community Partnerships and Supervisory Staff:</b>   | <i>Family and<br/>Community<br/>Partnerships</i> |                    |
|---|--|--------------------|
|   | <i>Family<br/>Workers</i>                        | <i>Supervisors</i> |
| 22.a. Total number of Family and Community Partnerships staff:  | 20,308   | 3,579              |
| b.. Number of case managers and other staff who work directly with families:<br>(i.e., Staff with a family caseload)  | 14,132   | 919                |
| 23. Family and Community Partnerships staff with the following levels of education:   |  |                    |
| a. GED or High School diploma:  | 9,076  | 643                |
| b. A related Associate degree:  | 2,856  | 476                |
| c. A related Baccalaureate degree:  | 6,449  | 1,427              |
| d. A related Graduate degree:   | 639  | 617                |
| 24. Of the Family and Community Partnerships staff who do not have one of the degrees<br>above, the number in training leading to a related degree or credential: | 2,560  | 257                |

**Family Worker Experience:**

|   |       |                        |       |
|---|-------|------------------------|-------|
| 25. The number of family workers with the following years of experience in this position: |       |                        |       |
| a. Less than 1 Year:  | 3,442 | c. 6 to 10 years:      | 3,929 |
| b. 1 to 5 years:  | 9,888 | d. More than 10 years: | 3,049 |

**Section C. Child and Family Services:**

**Health Insurance of Children:**

|  | <i>At<br/>Enrollment</i> | <i>At end of<br/>Enrollment<br/>Year</i> |
|--|--------------------------|--|
| 1. The total number of children with health insurance:   | 836,675                  | 919,718                                  |
| 2. Of the children with health insurance, the number whose primary insurance is in one of<br>the following categories: |                          |  |
| a. Enrolled in Medicaid/EPSDT:   | 526,507                  | 579,249                                  |
| b. Enrolled in State CHIP program (if the state operates a separate program):  | 70,137                   | 79,965                                   |
| c. Enrolled in a combined State CHIP/Medicaid program:   | 75,513                   | 81,822                                   |
| d. Enrolled in a State-only funded insurance program:  | 18,999                   | 19,975                                   |
| e. The number with private health insurance:   | 130,149                  | 142,167                                  |



**Health Information for Pregnant Women:**

(EHS Programs Only)

14. In which trimester of pregnancy did the pregnant women served enroll:
- |                    |       |                   |       |                   |       |
|--------------------|-------|-------------------|-------|-------------------|-------|
| a. 1st trimester : | 2,980 | b. 2nd trimester: | 3,562 | c. 3rd trimester: | 2,747 |
|--------------------|-------|-------------------|-------|-------------------|-------|
15. Of the total number of pregnant women served (A.17.), the number whose pregnancies were identified as medically "high risk": 2,255

**Dental Home:**

*At end of*

|  |                   |                   |
|--|-------------------|-------------------|
|  | <i>At</i>         | <i>Enrollment</i> |
|  | <i>Enrollment</i> | <i>Year</i>       |

16. Number of children with an ongoing source of continuous, accessible dental care: 655,346 826,430

**Dental Services:**

(Preschool Programs Only)

17. Number of children, including those enrolled in Medicaid or State CHIP, who have completed a professional dental examination during the operating period or within the last 12 months: 807,799
- a. Of the children examined (C.17.), the number who received preventive dental care: 631,395
- b. Of the children examined (C.17.), the number diagnosed as needing dental treatment: 226,501
- c. Of the children diagnosed (C.17.b.), the number who have received or are receiving treatment: 174,735

**Preventive Dental Services:**

(EHS and Migrant Programs Only)

18. Number of children who received dental screening as part of the series of well-baby examinations: 53,187
19. Number of children who received professional dental examination(s) during the programs operating period or within the last 12 months: 36,132

**Dental Services for Pregnant Women:**

(EHS Programs Only)

20. Of the pregnant women served (A.17.) , the number who received dental examination(s) and/or treatment within the last 12 months: 3,094

**Mental Health Professional:**

21. Average number of hours per operating month a mental health professional spends on site: 44.84

**Mental Health Services:**

22. Indicate the number of enrolled children who were served by the Mental Health (MH) professional(s) in the following ways during the operating period:
- a. Children for whom the MH professional(s) consulted with program staff about the child's behavior and/or mental health: 125,555

|   |        |
|---|--------|
| (i) Of the children in C.22.a., the number for whom the MH professional provided 3 or more consultations with program staff during the operating period:                      | 44,893 |
| b. Children for whom the MH professional(s) consulted with the parent(s)/guardian(s) about their child's behavior and/or mental health:                                       | 50,457 |
| (i) Of the children in C.22.b., the number for whom the MH professional provided 3 or more consultations with the parent(s)/guardian(s) during the programs operating period: | 24,077 |
| c. Children for whom the MH professional(s) provided an individual mental health assessment:  | 65,429 |
| d. Children for whom the MH professional facilitated a referral for mental health services:   | 27,067 |

**Mental Health Referrals:**

|   |        |
|---|--------|
| 23. Number of children referred for mental health services outside the Head Start program:        | 22,773 |
| a. Of those referred, the number who received mental health services during the operating period: | 16,353 |

**Local Education Agency (LEA):**

|  |        |
|--|--------|
| 24. Number of LEAs (or Part C agencies for programs serving infants and toddlers) in your service area:  | 13,568 |
| 25. Number of LEAs (or Part C agencies for programs serving infants and toddlers) that your program has a formal agreement with to coordinate services for children with disabilities: | 10,406 |

**Disability Determination:**

|   |         |
|---|---------|
| 26. The number of children determined to have a disability(ies) during the following time periods:  |         |
| a. Prior to enrollment into Head Start or Early Head Start for this enrollment year:  | 57,890  |
| b. Between the time of enrollment and the end of the enrollment year:   | 71,178  |
| 27. Total number of children determined to have a disability(ies):  | 129,068 |
| a. Of the children with disabilities (C.27.), the number with an IEP or IFSP:   | 120,357 |
| b. Of the total children with disabilities, the number determined eligible by the LEA or Part C agency to receive special education and related services or Part C services under an IEP or IFSP: | 104,671 |
| 28. The number of children determined to have a disability who have not received special education and related services:  | 5,463   |

**Primary Disabilities:**

(Preschool Programs Only)

|                                   | <i>Children<br/>With This<br/>Disability</i> | <i>Children<br/>Receiving<br/>Special<br/>Services</i> |
|-----------------------------------|--|--|
| 29. Diagnosed disability:         |  |  |
| a. Health impairment:             | 4,545  | 3,892  |
| b. Emotional/behavioral disorder: | 4,077  | 3,759  |
| c. Speech or language impairment: | 76,580                                       | 73,925   |
| d. Mental retardation:            | 958  | 939  |

|  |        |        |
|--|--------|--------|
| e. Hearing impairment (including deafness):      | 707    | 635    |
| f. Orthopedic impairment:                        | 1,413  | 1,328  |
| g. Visual impairment (including blindness):      | 726    | 606    |
| h. Learning disabilities:                        | 1,859  | 1,744  |
| i. Autism:                                       | 1,187  | 1,159  |
| j. Traumatic brain injury:                       | 95     | 91     |
| k. Non-categorical/developmental delay:          | 23,184 | 22,590 |
| l. Multiple disabilities (including deaf-blind): | 4,628  | 4,452  |

**Part C of IDEA:**

(EHS and Migrant Programs Only)

|   |       |
|---|-------|
| 30. Children receiving services under Part C of the Individuals with Disabilities Education Act (IDEA): | 8,485 |
|---|-------|

**Transition Activities:**

(Preschool Programs Only)

|   |         |
|---|---------|
| 31. The number of school districts in your Head Start service area:   | 13,283  |
| a. Of the local school districts (C.31.), the number you have a formal agreement with to coordinate transition services for children and families:                                    | 8,379   |
| 32. Of the number of children enrolled in Head Start at the end of the current enrollment year, the number that you project to be entering kindergarten in the following school year: | 446,183 |

**Early Head Start Transition:**

(EHS and Migrant Programs Only)

|   |        |                                   |       |
|---|--------|-----------------------------------|-------|
| 33. The number of children leaving Early Head Start and entering: |        |                                   |       |
| a. Head Start Program:  | 12,647 | b. Other early childhood program: | 3,495 |

**Curriculum, Screening and Assessment:**

|  |             |              |
|--|-------------|--------------|
| 34. Children who completed screenings for developmental, sensory and behavioral concerns:            | 867,715     |              |
| a. Of the children screened (C34), the number identified as needing a follow-up assessment or formal | 121,559     |              |
| 37. a. Approach or tool used for ongoing child assessment locally designed:                          | 1. Yes: 582 | 2. No: 2,021 |

**Number of Families:**

|  |         |
|--|---------|
| 38. Total number of Head Start or Early Head Start families served:                | 947,108 |
| 39. Of the total number of families (C.38.), the number of two-parent families:    | 417,504 |
| 40. Of the total number of families (C.38.), the number of single-parent families: | 529,604 |

**Employment Status:**

|  |         |
|--|---------|
| 41.a. Of the number of two-parent families (C.39.), the number in which: |         |
| 1. Both parents/guardians are employed:                                  | 140,963 |
| 2. One parent/guardian is employed:                                      | 219,464 |



|  |         |
|--|---------|
| 3. Both parents/guardians are not working (unemployed, retired, disabled): | 56,349  |
| 4. Unknown/Data Not Available:   | 728     |
| b. Of the number of single-parent families (C.40.), the number in which:   |         |
| 1. Parent/guardian is employed:  | 321,256 |
| 2. Parent/guardian is not working (unemployed, retired, disabled):         | 207,443 |
| 3. Unknown/Data Not Available:   | 905     |

**Job Training/School Status:**

|  |         |
|--|---------|
| 42.a. Of the number of two-parent families (C.39.), the number in which: |         |
| 1. Both parents/guardians are in job training or school:                 | 23,240  |
| 2. One parent/guardian is in job training or school:                     | 56,058  |
| 3. Neither parent/guardian is in job training or school:                 | 337,481 |
| 4. Unknown/Data Not Available:   | 725     |
| b. Of the number of single-parent families (C.40.), the number in which: |         |
| 1. Parent/guardian is in job training or school:                         | 92,197  |
| 2. Parent/guardian is not in job training or school:                     | 436,503 |
| 3. Unknown/Data Not Available:   | 904     |

**Education:**

|   |         |
|---|---------|
| 43. Of the total number of families (C.38.) the highest level of education obtained by the child's parent(s)/guardian(s). |         |
| a. Less than high school graduate:  | 308,829 |
| b. High school graduate or GED:   | 418,495 |
| c. Some college, vocational school, or associate degree:  | 182,013 |
| d. Bachelor's or advanced degree:   | 35,762  |
| e. Unknown/Data Not Available:  | 2,009   |

**Federal or Other Assistance:**

|  |         |
|--|---------|
| 44. Total number of families receiving any cash benefits or other services under the TANF program: | 195,347 |
| 45. Total number of families receiving Supplemental Security Income (SSI):                         | 48,719  |

**Family Partnership Process:**

|   |         |
|---|---------|
| 46. Of the total number of families (C.38.), the number participating in a family goal setting process which results in an individualized family partnership agreement: | 794,077 |
|---|---------|

**Family Services:**

|   |                                       |
|---|---------------------------------------|
|   | <i>Families<br/>That<br/>Received</i> |
| 47. The number of families who received the following services during the operating period: |                                       |
| a. Emergency/crisis intervention (addressing immediate need for food, clothing or shelter): | 143,369                               |

|  |         |
|--|---------|
| b. Housing assistance (subsidies, utilities, repairs, etc.):                       | 105,276 |
| c. Transportation assistance (subsidizing public transportation, etc.):            | 95,983  |
| d. Mental health services:   | 77,285  |
| e. English as a Second Language (ESL) training:                                    | 56,684  |
| f. Adult education (GED programs, college selection, etc.):                        | 110,862 |
| g. Job training:   | 77,613  |
| h. Substance abuse prevention or treatment:  | 36,552  |
| i. Child abuse and neglect services:   | 53,854  |
| j. Domestic violence services:   | 35,094  |
| k. Child support assistance:   | 39,005  |
| l. Health education (including prenatal education):                                | 269,828 |
| m. Assistance to families of incarcerated individuals:                             | 15,063  |
| n. Parenting education:  | 312,312 |
| o. Marriage education services:  | 23,144  |
| p. Number of families reported in more than one service category above (C.47.a-o): | 303,058 |

**WIC Participation:**

|   |         |
|---|---------|
| 48. Total number of families receiving services under the Special Supplemental Nutrition Program for Women, Infants and Children (WIC): | 406,012 |
|---|---------|

**Father Involvement:**

|   |         |         |
|---|---------|---------|
| 49. Does your program have organized and regularly scheduled activities designed to involve | a. Yes: | 2,141   |
|   | b. No:  | 462     |
| 50. The number of children whose fathers/father figures participated in these activities:   |         | 164,647 |

**Number of Families:**

|  |        |
|--|--------|
| 51. Total number of homeless families served during the enrollment year:                   | 19,394 |
| 52. The total number of homeless children served during the enrollment year:               | 22,738 |
| 53. The total number of homeless families who acquired housing during the enrollment year: | 11,563 |

**Special Item. Program Equipment:**

Services

**Transportation:**

54. The number of buses, if any, purchased during the operating period with ACF grant funds (by month):

| <i>Month</i>    | <i>Number of<br/>Buses<br/>Purchased</i> | <i>Month</i>     | <i>Number of<br/>Buses<br/>Purchased</i> |
|-----------------|--|------------------|--|
| a. August 2002: | 126                                      | f. January 2003: | 108                                      |
| b. September:   | 67                                       | g. February:     | 69                                       |
| c. October:     | 105                                      | h. March:        | 94                                       |
| d. November:    | 85                                       | i. April:        | 40                                       |
| e. December:    | 119                                      | j. May:          | 77                                       |
|                 |  | k. June:         | 37                                       |
|                 |  | l. July:         | 46                                       |

|   |      |       |
|---|------|-------|
| 55. Buses leased for use by the programs:   | Yes: | 83    |
|   | No:  | 2,520 |
| a. Number of buses leased:  |      | 305   |
| 56. Programs that contract with a transportation provider to transport some or all enrolled children: | Yes: | 629   |
|   | No:  | 1,974 |

**Reporting Information:**

|                                  |            |
|----------------------------------|------------|
| First PIR Received:              | 5/21/2003  |
| Last PIR Received:               | 12/31/2003 |
| Revised Reports:                 | 115        |
| Number of Data Exceptions Made:  | 2,436      |
| Reports Returned for Correction: | 86         |
| Received On Time:                | 2,097      |
| Received Late:                   | 536        |
| PIR Submission By:               |            |
| Email:                           | 2,369      |
| Web:                             | 10         |
| Fax:                             | 16         |
| Disk:                            | 218        |
| Paper:                           | 16         |
| Other:                           | 4          |

## ***Appendix G***

---

**Grant Application to Continue a Head Start or  
Early Head Start Program  
Administration for Children and Families  
Department of Health and Human Services**



## **I. General Instructions**

### **A. Introduction**

The Administration for Children and Families (ACF) will make annual grant awards for 12-month periods to Head Start and Early Head Start grantees on a three-year grant application cycle. Applicants must submit a full project description, a budget, and a budget narrative in the first year of each three-year grant cycle. Applicants shall submit an **abbreviated project description, a budget and budget narrative in each of the subsequent two years**. Separate budgets must be completed for Early Head Start grants and Head Start grants even if funds are to be awarded in a single grant document.

### **B. Due Dates for the Submission of Applications**

Applications should be submitted to ACF no later than 90 days prior to the end of the grant period. An original application and two copies should be submitted to the responsible ACF Grants Officer.

### **C. Content of Applications**

Applicants must submit the following seven items in continuation applications for each year of the grant cycle. The Project Description and the Budget and Budget Justification must be submitted in full in the first year and the Project Description may be abbreviated in subsequent years, in accordance with the attached instructions in Part II, below.

Computer-generated facsimiles may be substituted for any of the forms in this packet. To facilitate review and processing of the application, all pages should be numbered.

#### **1. Standard Form (SF) 424: Application for Federal Assistance**

A copy of this form is attached.

Regarding the box in the upper right corner, "Applicant Identifier," insert the applicant's grant number.

Regarding Item 9, insert "Administration for Children and Families/DHHS."

Regarding Item 10, the Federal Domestic Assistance Number for the Head Start and Early Head Start Programs is 93.600.

Regarding Item 11, in addition to the title of the project, applicants should specify whether the submission is for a first-, second-, or third-year continuation or an application for supplemental funds or a request for a grant amendment.

Regarding Item 16, this program is covered under Executive Order 12372,

Intergovernmental Review of Federal Programs, and 45 CFR Part 100,

Intergovernmental Review of Department of Health and Human Services Programs and Activities. Applicants in States and jurisdictions participating in the Executive

Order process should contact their State Single Points of Contact (SPOC) as soon as possible to alert them to the prospective application and to receive any necessary instructions.

## **2. SF 424A, Budget Information — Non-Construction Programs**

The SF 424A must be submitted for all funding requests.

In programs where there are delegate agencies, a separate must should be submitted for each delegate agency and a combined form should be submitted for the grantee with the total costs associated with delegate agencies included in the Contractual Object Class Category, Section B., line 6f.

In Section B, Budget Categories, applicants should enter proposed budget amounts for Training and Technical Assistance funds in a column separate from the column for funds for program operations.

Federal program costs should be placed in the Object Class Categories in Section B, in accordance with Part III, Instructions for the *Program Approach Form* and the Line-item Budget.

In Section C, Non-Federal Resources, applicants should enter the amount of non-Federal Resources, including cash and in-kind contributions, that will be used to support the project. Section D, Forecasted Cash Needs, and Section E, Budget Estimates of Federal Funds Needed for Balance of the Project, should be left blank.

Explanations and justifications of the amounts proposed in the SF 424A must be provided in Section A.3 of the Project Description, Budget and Budget Narrative Statement.

## **3. Program Approach Form and Line Item Budget Form for Head Start and Early Head Start**

These forms are provided to help standardize the presentation of this information and to provide ease in presenting it. Applicants must complete these forms in accordance with Part III., Instructions for the *Program Approach Form* and Line-Item Budget for Head Start and Early Head Start.

In programs where there are delegate agencies, a separate Program Approach form must be submitted for the grantee and for each delegate agency. A separate form must be submitted for Early Head Start and Head Start.

Applicants also must fill out the Program Approach and Line-Item Budget Forms for Head Start and Early Head Start as part of their grant applications. Separate forms must be submitted for Early Head Start and Head Start. Where programs are delegate, separate *Program Approach Forms* and Line Item Budget Forms must be completed for each delegate agency.

## **4. Project Description and Budget Justification**

Applicants must submit a Project Description based upon Part II, Instructions for Completion of a Full and Abbreviated Project Description, Budget and Budget Justification for all Head Start or Early Head Start Grant Applications.

## **5. Policy Council Approval**

Applicants must attach documentation of Policy Council approval of the application.

## **6. Indirect Cost Negotiated Agreement**

Applicants must submit a copy of the most recent indirect cost agreement, if applicable, negotiated between the grantee or delegate agencies and the Department of Health and Human Services, Division of Cost Allocation, or other cognizant Federal agency.

## **7. Certifications, Disclosures, and Assurances**

Applicants must sign and submit the attached *Compendium of Required Certifications and Assurances*, which includes: SF 424B Assurances — Non-Construction Programs; Drug-Free Workplace Requirements — Grantees Other than Individuals; Certification Regarding Environmental Tobacco Smoke; Certification Regarding Debarment, Suspension, and Other Responsibility Matters; Certification Regarding Lobbying, Certification For Contracts, Grants, Loans, and Cooperative Agreements; and Certification of Head Start Administrative Costs. The compendium must be signed by a designated official of the governing body of the grantee agency.



## II. General Instructions for Completion of a Full and Abbreviated Project Description, Budget and Budget Justification

All applicants must submit a Project Description, Budget, and Budget Justification based upon the following instructions:

Section A: All continuing applications. Applicants submitting applications for the first year of a three-year cycle should respond to the "Full Project Description" instructions, Applicants submitting applications for the second and third year of a three-year cycle should respond to the "Abbreviated Project Description" instructions.

Section B: Applicants requesting supplemental funds.

Section C: Applicants requesting grant amendments.

Project Descriptions should be concise and complete, but not unnecessarily lengthy.

### A. Continuation Application

#### 1. Objectives, Need for Assistance, and Geographic Area

Full Project Description

***Objectives and Need for Assistance:*** Applicants must submit a summary of significant findings from the most recent Community Assessment. Included should be a summary of each of the six categories of information required by the Head Start regulation on Eligibility, Recruitment, Selection, Enrollment and Attendance in Head Start, 45 CFR 1305.3(b):

- The demographic make-up of Head Start eligible children, including number, location, and ethnic and racial composition.
- Other child development programs serving Head Start eligible children.
- The estimated number of children with disabilities.
- Data regarding the education, health, nutrition and social service needs of Head Start eligible children.
- The education, health, nutrition and social services needs of Head Start eligible children, as defined by their families and community institutions.
- Resources available in the community.

Applicants should explain how the findings of the Community Assessment were used to help reach decisions in the six areas listed in 45 CFR 1305.3(c):

- Determine the program's philosophy and long-range and short-range program objective.
- Determine the type of services and program option or options to be provided.
- Determine the recruitment area of the program.

- If applicable, determine the recruitment areas of delegate agencies.
- Determine the locations of centers and home-based programs.
- Set the criteria that define the types of children and families that will be given priority for recruitment and selection.

**Geographic Area:** Applicants must identify their proposed service area and define it by county or sub-county areas, such as a municipality, town or census tract, neighborhoods or streets, or a Federally recognized Indian reservation. Maps or other graphic aids may be attached.

Abbreviated Project Description

**Objectives, Need for Assistance and Geographic Area:** Applicants must provide a summary of any significant changes in the information in the Community Assessment determined during the annual review of the Community Assessment including changes in the service area. The applicant must describe any proposed changes in the program that have resulted from a reconsideration of the decisions described in the six areas listed in 45 CFR 1305.3(c).

If there are no major changes, this should be stated in the application. No additional information is necessary.

## 2. Program Approach and Results or Benefits Expected

Full Project Description

**Program Approach:** Applicants must provide information regarding both their program's long-range goals and the objectives to be accomplished during the three-year period. Goals and objectives must relate to the findings of the Community Assessment, be consistent with the philosophy of Head Start, and reflect the findings of the program's annual self-assessment.

Applicants must fill out the *Program Approach Form*, explained below in Section II, which specifies the kinds of Head Start services which will be provided.

Applicants must describe how they are going to deliver high quality services to children and families in all areas of service and program management defined by the Head Start Program Performance Standards (45 CFR Part 1304) and the Head Start Program Performance Standards on Services to Children with Disabilities (45 CFR Part 1308). Applicants must discuss how they plan to provide Early Childhood Development and Health Services, build Family and Community Partnerships and ensure effective Program Design and Management. Applicants must explain how their approach is linked to findings of the Community Assessment and the program's long-term and short-term goals. Full written plans for implementing services should not be submitted.

Applicants must provide information on progress made in meeting program requirements and plans for improving the management and delivery of services.

Specific needs for improvement identified through self-assessments, monitoring reports, cost analysis data, Program Information Report data, audits, fiscal reports and correspondence from the Regional Office should be discussed.

**Results or Benefit Expected:** Applicants must provide a brief summary of the results and benefits which are expected in meeting the goals and objectives of the program during the following three-year period.

#### Abbreviated Project Description

**Program Approach:** Applicants must provide information regarding changes to the local long-range goals and shorter-term program objectives to be accomplished during the three-year cycle. If there are no changes to the program goals and objectives, this should be stated in the application. No additional information is required.

If major changes from the previous year's program are proposed, applicants must submit information to explain and justify the proposed changes. Major changes are the addition or discontinuance of a program option, addition or discontinuance of a delegate agency, reductions in total funded enrollment, and changes in the structure of Head Start/Early Head Start coordinating/management staff positions.

If no major changes are being proposed, this should be stated in the application. No additional information is required.

**Results or Benefit Expected:** Applicants must provide a summary of results and benefits which have been realized in meeting the goals and objectives of their program in implementing major activities established for the previous program year.

### 3. Budget and Budget Justification

#### Full Project Description

Applicants should complete the Line-Item Budget for Head Start and Early Head Start which provides detail for each object class on the SF 424A. Applicants also must provide a narrative budget justification which that explains the necessity, reasonableness, and allocability of proposed costs. The budget justification should relate the proposed budget to the activities indicated in the Program Narrative.

Applicants must provide itemized lists of equipment purchases and contracts and a brief explanation of travel costs and of non-Federal resources used to meet the non-Federal match requirement. The budget narrative discussion should make reference to these lists, and should provide narrative discussion of any items that merit further explanation.

Applicants also should explain and justify any proposed renovations or construction, and any "other" direct costs (in object class (h) of the Line-Item Budget). The

budget narrative should explain any situation or special programming that makes the data on the *Program Approach Form* and Line-Item Budget unusual. Information must be provided regarding the source and amount of cash and other resources that will be used to support the project in addition to the Federal funds requested and the required non-Federal match. In instances where the Head Start program delivers services in cooperation with other child development and child care programs, such as State-funded preschool or child care, applicants should describe how coordination will be managed from a budgetary perspective, addressing such areas as shared staff, facilities, and equipment.

#### Abbreviated Project Description

Applicants must submit the Line-Item Budget for Head Start and Early Head Start and a budget justification annually.

### **B. Application for Supplemental Funds**

For supplemental assistance requests, applicants must explain the reason for the request and justify the need for additional funding. Applicants must indicate whether the request is for a permanent funding increase or if the request is for one-time funds. An SF 424 and 424A form, including evidence of Policy Council approval of the request, also must be submitted. The budget and budget justification should include only those items for which additional funds are requested.

### **C. Application for Grant Amendment**

Applicants wanting to make a major program change within the course of a grant year with no significant increase or decrease in funding must make a request for a grant amendment and secure written approval from the appropriate ACF grant office prior to making the change. Major changes include but are not limited to discontinuance of a delegate agency, reductions in total funded enrollment, and changes in the structure of Head Start/Early Head Start management staff positions.

Except for changes requiring prior approval, grantees do not need to submit grant amendments when transferring funds between and among the object class categories within the total approved budget of the project, provided funds are used for allowable program costs.

### III. Instructions for the *Program Approach Form* and the *Line-Item Budget for Head Start and Early Head Start*

Grantees with delegate agencies should submit a separate *Program Approach Form* and a separate Line-Item Budget for each delegate agency and for the grantee agency. Grantees should enter their official grant number and, if appropriate, the official delegate identification number on each page of the Program Design and Line-Item Budget forms

The *Program Approach Form* for Head Start and Early Head Start consists of two parts; a Summary of Program Design and a Program Schedule, and is self-explanatory.

For the Line-Item Budget for Head Start and Early Head Start, the line items (or rows) are organized into the same budget categories as in the Object Class Categories in Section B of the SF 424A:

- (a) Personnel (b) Fringe Benefits (c) Travel (d) Equipment (e) Supplies (f) Contractual (g) Construction (h) Other (i) Total Direct Charges and (j) Indirect Charges.

Note that on the SF 424A submitted for the grantee's entire program, the costs associated with delegate agencies are to be included in the Contractual Object Class Category.

On the Line-Budget form:

- Enter the budgeted HS/EHS costs for program operations in the first column
- Enter the budgeted HS/EHS costs for Training and Technical Assistance (known as Program Account 20) in the second column.
- Enter the value of all budgeted non-Federal contributions (cash and in-kind contributions, including volunteers) in the third column.
- Identify the number of staff proposed for personnel line items.

The sum of all grantee and delegate agency costs reported in these columns must equal the amounts specified in SF 424A of the grant application.

***The Paperwork Reduction Act of 1995 (Public Law 104-13)*** Public reporting burden for this collection of information is estimated to average 33 hours per response, including the time for reviewing instructions, gathering and maintaining the data needed and reviewing the collection information. The project description is approved under the Office of Management and Budget (OMB) control number 0970-0207 which expires 4/30/2003. An agency may not conduct or sponsor, and a person is not required to respond to, a collection of information unless it displays a currently valid OMB control number.

| I. Enrollment by Program Option   |   |   |   |   |   |
|---|---|---|---|---|---|
| This section should be filled out and submitted for each grantee and delegate agency.<br>1. Funded child enrollment by program option <sup>1</sup> : _____<br>Center-based enrollment _____<br>Home-based enrollment _____<br>Combination option enrollment _____<br>Family child care enrollment _____<br>Other option enrollment _____<br>Total Child Enrollment _____<br>2. Number of pregnant women enrolled for EHS: _____   |   |   |   |   |   |
| II. Program Schedule  |   |   |   |   |   |
| This section should be filled out for each group of children served for different hours of service each year.<br>Complete #1-3 for all groups of children   |   |   |   |   |   |
| 1. Program schedule number  | 1 | 2 | 3 | 4 | 5 |
| 2. Program option identification  |   |   |   |   |   |
| 3. Funded enrollment  |   |   |   |   |   |
| Complete #4-9 for center-based, family child care, combination, and other options   |   |   |   |   |   |
| 4a. Number of classes/groups/family child care settings   |   |   |   |   |   |
| 4b. Double session, enter D   |   |   |   |   |   |
| 5. Number of hours of classes/groups/FCC settings per child, per day  |   |   |   |   |   |
| 6. Number of days of classes/groups/FCC settings per child, per week  |   |   |   |   |   |
| 7. Number of days of classes/groups/FCC settings per child, per year  |   |   |   |   |   |
| 8. Number of home visits per child, per year  |   |   |   |   |   |
| 9. Number of hours per home visit   |   |   |   |   |   |
| Complete #10-13 for home-based options  |   |   |   |   |   |
| 10. Number of home visits per child, per year   |   |   |   |   |   |
| 11. Number of hours per home-based socialization experience   |   |   |   |   |   |
| 12. Number of hours per home-based socialization experience   |   |   |   |   |   |
| 13. Number of home-based socialization experiences per child, per year  |   |   |   |   |   |
| Notes: Item 1: If more than 5 different schedules, photocopy form and write in 6, 7, 8, etc. Item 2: Identify each program schedule as center-based (CB), home-based (HB), combination program (CO), family child care (FC), or other program option (OT). For combination options (CO and other options (OT), the items on the form that more appropriately describe the services provided by these options should be filled out |   |   |   |   |   |

<sup>1</sup>Funded enrollment by program option must equal the total number of children supported through the budget contained on the SF 424A and the Line-Item Budget.

| Position   | HS/EHS Cost for Program Operations | HS/EHS Cost for Training & Technical Assistance | Non-Federal Share (Cash and in-kind) | Number of People Employed |
|--|------------------------------------|---|--------------------------------------|---------------------------|
| <b>a. PERSONNEL (Object class 6a)</b>                    |                                    |   |                                      |                           |
| <b>Child Health and Developmental Services Personnel</b> |                                    |   |                                      |                           |
| 1. Program Managers & Content Area Experts               |                                    |   |                                      |                           |
| 2. Teachers/Infant Toddler Teachers                      |                                    |   |                                      |                           |
| 3. Family Child Care Personnel                           |                                    |   |                                      |                           |
| 4. Home Visitors   |                                    |   |                                      |                           |

|  |  |  |  |  |
|--|--|--|--|--|
| 1. Teacher Aides & Other Education Personnel |  |  |  |  |
| 2. Health/Mental Health Services Personnel   |  |  |  |  |
| 3. Disabilities Services Personnel           |  |  |  |  |
| 4. Nutrition Services Personnel              |  |  |  |  |
| 5. Other Child Services Personnel            |  |  |  |  |

- a1. Include program managers, supervisors, and content experts in child development, health, mental health, nutrition, and disabilities services. Include home-based and family child care supervisors.
- a2. Include all teachers, including infant and toddler teachers.
- a3. Include family child care staff, if they are agency employees. If providers are not agency employees, enter costs under item (f)(6) or (h)(10).
- a6. Include nurses, health services aides, speech therapists, mental health staff and other health services personnel.
- a8. Include nutritionists, cooks, and other food services staff.
- a9. Include any personnel that provide services to children that cannot be reported in any other category.



| <b>Position</b>                                     | <b>HS/EHS Cost for Program Operations</b> | <b>HS/EHS Cost for Training &amp; Technical Assistance</b> | <b>Non-Federal Share (Cash and in-kind)</b> | <b>Number of People Employed</b> |
|---|---|--|---|----------------------------------|
| <b>Family and Community Partnerships Personnel</b>  |   |  |   |                                  |
| 10. Program Managers & Content Area Experts         |   |  |   |                                  |
| 11. Other Family & Community Partnerships Personnel |   |  |   |                                  |
| <b>Program Design and Management Personnel</b>      |   |  |   |                                  |
| 12. Managers  |   |  |   |                                  |
| 13. Staff Development                               |   |  |   |                                  |
| 14. Clerical Personnel                              |   |  |   |                                  |
| 15. Fiscal Personnel                                |   |  |   |                                  |
| 16. Other Program Design Personnel                  |   |  |   |                                  |
| <b>Other Personnel</b>                              |   |  |   |                                  |
| 17. Maintenance Personnel                           |   |  |   |                                  |
| 18. Transportation Personnel                        |   |  |   |                                  |
| 19. Other Personnel                                 |   |  |   |                                  |
| <b>TOTAL PERSONNEL (6a)</b>                         |   |  |   |                                  |

- a10. Include program managers, coordinators, supervisors, and content experts in parent involvement, social services, volunteer coordination, or other family and community partnership activities.
- a11. Include social workers, family service workers, social services aides, parent involvement aides, and other family and community partnerships staff.
- a12. Include executive directors, Head Start or Early Head Start directors, deputy or assistant directors, and other administrators.
- a13. Include staff responsible for coordinating staff development and training. (Note: Report any salaries paid by T&TA funds in the second column.)
- a19. Include any personnel that cannot be reported in any other category.

| Position   | HS/EHS Cost for Program Operations | HS/EHS Cost for Training & Technical Assistance | Non-Federal Share (Cash and in-kind) |
|--|------------------------------------|---|--------------------------------------|
| <b>b. FRINGE BENEFITS (Object Class 6b)</b>  |                                    |   |                                      |
| 1. Social Security (FICA), State Disability, Unemployment (FUTA), Workers Compensation |                                    |   |                                      |
| 2. Health/Dental/Life Insurance  |                                    |   |                                      |
| 3. Retirement  |                                    |   |                                      |
| 4. Other Fringe  |                                    |   |                                      |
| <b>TOTAL FRINGE (6b)</b>   |                                    |   |                                      |

|                                    |  |  |  |
|------------------------------------|--|--|--|
| <b>c. TRAVEL (Object Class 6c)</b> |  |  |  |
| 1. Staff Out-of-Town Travel        |  |  |  |
| <b>TOTAL TRAVEL (6c)</b>           |  |  |  |

|                                       |  |  |  |
|---------------------------------------|--|--|--|
| <b>d. EQUIPMENT (Object Class 6d)</b> |  |  |  |
| 1. Office Equipment                   |  |  |  |
| 2. Classroom/Outdoor/Home-based/FCC   |  |  |  |
| 3. Vehicle Purchase                   |  |  |  |
| 4. Other Equipment                    |  |  |  |
| <b>TOTAL EQUIPMENT (6d)</b>           |  |  |  |

c1. Enter the total costs of travel outside of the grantee service area for employees of the project, including per diem expenses. Do not include costs for consultant travel, parent travel, or local transportation. ***[A brief explanation of travel costs should be included in the budget justification.]***

d. "Equipment" means an article of tangible, non expendable, personal property having a useful life of more than one year and an acquisition cost of \$5,000, or more, per unit. Include leased equipment only if costs are \$5,000 or more per unit; costs for other leased equipment may be reported in object class (h). ***[An itemized list of equipment should be included in the budget justification.]***

d2. Includes equipment used for classrooms, group settings for infants and toddlers, family child care settings, playgrounds, home-based programs, and family and community partnerships.

|  |  |  |  |
|--|--|--|--|
|  |  |  |  |
|--|--|--|--|

| <i>Position</i>                       | <b>HS/EHS Cost for Program Operations</b> | <b>HS/EHS Cost for Training and Technical Assistance</b> | <b>Non-Federal Share (cash and in-kind)</b> |
|---------------------------------------|---|--|---|
| <b>e. SUPPLIES (Object Class 6e)</b>  |   |  |   |
| 1. Office Supplies                    |   |  |   |
| 2. Child and Family Services Supplies |   |  |   |
| 3. Food Services Supplies             |   |  |   |
| 4. Other Supplies                     |   |  |   |
| <b>TOTAL SUPPLIES (6e)</b>            |   |  |   |

|  |  |  |  |
|--|--|--|--|
| <b>f. CONTRACTUAL (Object Class 6f)</b>              |  |  |  |
| 1. Administrative Services (e.g., Legal, Accounting) |  |  |  |
| 2. Health/Disabilities Services                      |  |  |  |
| 3. Food Services                                     |  |  |  |
| 4. Child Transportation Services                     |  |  |  |
| 5. Training & Technical Assistance                   |  |  |  |
| 6. Family Child Care                                 |  |  |  |
| 7. Delegate Agency Costs                             |  |  |  |
| 8. Other Contracts                                   |  |  |  |
| <b>TOTAL CONTRACTUAL (6f)</b>                        |  |  |  |

f. Enter the costs of contracts for services and goods, except those belonging in other categories, such as equipment, supplies, construction, etc. Include contracts with organizations for the provision of training or technical assistance. **Do not include payments to individuals in this category;** services of individuals (other than employees) should be reported in object class (h). Do not include service contracts; such maintenance agreements also may be reported in object class (h). ***[An itemized list of contracts should be included in the budget justification.]***

f6. Include contracts with umbrella organizations. Contracts with individuals should be included in line (h)(10).

| <i>Position</i>                           | <b>HS/EHS Cost for Program Operations</b> | <b>HS/EHS Cost for Training and Technical Assistance</b> | <b>Non-Federal Share (cash and in-kind)</b> |
|---|---|--|---|
| <b>g. CONSTRUCTION (Object Class 6g)</b>  |   |  |   |
| 1. New Construction                       |   |  |   |
| 2. Major Renovation                       |   |  |   |
| 3. Acquisition of Buildings/Modular Units |   |  |   |
| <b>TOTAL CONSTRUCTION (6g)</b>            |   |  |   |

| <b>h. OTHER (Object Class 6h)</b>                  |  |  |  |
|--|--|--|--|
| 1. Depreciation/Use Allowance                      |  |  |  |
| 2. Rent  |  |  |  |
| 3. Mortgage  |  |  |  |
| 4. Utilities, Telephone                            |  |  |  |
| 5. Building & Child Liability Insurance            |  |  |  |
| 6. Building Maintenance/Repair and Other Occupancy |  |  |  |
| 7. Incidental Alterations/Renovations              |  |  |  |
| 8. Local Travel                                    |  |  |  |
| 9. Nutrition Services                              |  |  |  |
| 10. Child Services Consultants                     |  |  |  |

h1. Enter proposed occupancy expenses. Rent may be charged only when the applicant does not own or have substantial interest in the real property. Depreciation/Use Allowances should be charged when the building is owned by or has been donated to the applicant or there is a less-than-arms-length lease agreement. See OMB Circular A-122, Cost Principles for Non-Profit Organizations or OMB Circular A-87, Cost Principles for State and Local Governments.

h8. List proposed costs associated with transporting children to and from the center, on field trips, etc. Include all costs of maintaining, repairing, operating, and insuring vehicles that transport children.

h10. If individuals who provide direct service to children are paid as consultants rather than as staff, the cost should be included in this category. Include consultants providing education and child development services, medical or dental exams, screening care, mental health services, nutrition services, speech therapy, disability services, family child care services, or other child services.

| <i>Position</i>   | <b>HS/EHS Cost for Program Operations</b> | <b>HS/EHS Cost for Training and Technical Assistance</b> | <b>Non-Federal Share (cash and in-kind)</b> |
|---|---|--|---|
| <b>h. OTHER (Object Class 6h)</b>                                       |   |  |   |
| 11. Volunteers  |   |  |   |
| 12. Substitutes (if not paid benefits)                                  |   |  |   |
| 13. Parent Services   |   |  |   |
| 14. Accounting & Legal Services   |   |  |   |
| 15. Publications/Advertising/Printing                                   |   |  |   |
| 16. Training or Staff Development                                       |   |  |   |
| 17. Other   |   |  |   |
| <b>TOTAL OTHER (6h)</b>   |   |  |   |
| <b>i. TOTAL DIRECT CHARGES</b><br><b>Sum of Line 6a-6h</b>              |   |  |   |
| <b>j. INDIRECT COSTS</b><br><b>Enter Costs Not Reflected in i above</b> |   |  |   |
| <b>k. TOTALS</b><br><b>ALL BUDGET CATEGORIES</b>                        |   |  |   |

h11. Enter the in-kind value of volunteers (parents or others) who participate in program activities in the non-Federal share column.

h13. Include parent activities, parent local and out-of-town travel, and other parent services.

|   |                     |
|---|---------------------|
| <p><b>The Federal and non-Federal costs proposed in the SF 424A and the Line-Item Budget are the costs that, when agreed upon, will be included in the Head Start grant award. There may be other cash or in-kind resources that are necessary to support the services that will be provided to Head Start children and their families. Applicants are asked to explain these resources in Part 3 of the <i>Budget and Budget Justification</i>. The value of these resources should be shown below. (Resources that the applicant uses to serve children who are not enrolled in Head Start should not be included.)</b></p> | <b><i>Value</i></b> |
|---|---------------------|



|                                 |  |       |
|---------------------------------|--|-------|
| <b>Federal Funding</b>          |  |       |
| 1.                              | Federal Child Development and Child Care funds | _____ |
| 2.                              | USDA Funds for Nutrition Services              | _____ |
| 3.                              | Other Federal Funding<br>(_____)               | _____ |
| <b>State Funding</b>            |  |       |
| 4.                              | State Preschool Programs                       | _____ |
| 5.                              | Other State Funding<br>(_____)                 | _____ |
| <b>Local Government Funding</b> |  |       |
| 6.                              | School District Funding                        | _____ |
| 7.                              | Other Local Government Funding<br>(_____)      | _____ |
| <b>Other Funding</b>            |  |       |
| 8.                              | Tribal Government Funding                      | _____ |
| 9.                              | Fund-raising Activities                        | _____ |
|                                 | Other (_____)                                  | _____ |
| <b>TOTAL</b>                    |  | _____ |

## **U.S. Department of Health and Human Services Compendium of Required Certifications and Assurances**

---

### **SF 424B**

### **ASSURANCES — NON-CONSTRUCTION PROGRAMS**

*Note: Certain of these assurances may not be applicable to your project or program. If you have questions, please contact the awarding agency. Further, certain Federal awarding agencies may require applicants to certify to additional assurances. If such is the case, you will be notified.*

2. *Will give the awarding agency, the Comptroller General of the United States, and if appropriate, the State, through any authorized representative, access to and the right to examine all records, books, papers, or documents related to the award; and will establish a proper accounting system in accordance with generally accepted accounting standards or agency directives.*
3. *Will establish safeguards to prohibit employees from using their positions for a purpose that constitutes or presents the appearance of personal or organizational conflict of interest, or personal gain.*
4. *Will initiate and complete the work within the applicable time frame after receipt of approval of the awarding agency.*
5. *Will comply with the Intergovernmental Personnel Act of 1970 (42 U.S.C. 4278-4763) relating to prescribed standards for merit systems for programs funded under one of the nineteen statutes or regulations specified in Appendix A of OPM's Standards for a Merit System of Personnel Administration (5 CFR 900, Subpart F).*
6. *Will comply with all Federal statutes relating to non-discrimination. These include but are not limited to: (a) Title VI of the Civil Rights Act of 1964 (P.L. 88-352) which prohibits discrimination on the bases of race, color or national origin; (b) Title IX of the Education Amendments of 1972, as amended (20 U.S.C. 1681-1683, and 1685-1686), which prohibits discrimination on the basis of sex; (c) Section 504 of the Rehabilitation Act of 1973, as amended (29 U.S.C. 794), which prohibits discrimination on the basis of handicaps; (d) the Age Discrimination Act of 1975, as amended (42 U.S.C. 6101-6107), which prohibits discrimination on the basis of age; (e) the Drug Abuse Office and Treatment Act of 1972 (P.L. 92-255), as amended, relating to non-discrimination on the basis of drug abuse; (f) the Comprehensive Alcohol Abuse and Alcoholism Prevention, Treatment and Rehabilitation Act of 1970 (P.L. 91-616), as amended, relating to non-discrimination on the bases of alcohol abuse or alcoholism; (g) 523 and 527 of the Public Health Service Act of 1912 (42 U.S.C. 290 dd-3 and 290 ee-3), as amended, relating to confidentiality of the alcohol and drug abuse patient records; (h) Title VII of the Civil Rights Act of 1968 (42 U.S.C. 3601 et seq.), as amended, relating to non-discrimination in the sale, rental or financing of housing; (i) any other non-discrimination provisions in the specific statute(s) under which application for Federal assistance is being made; and (j) the requirements of any other non-discrimination statute(s) which may apply to the application.*
7. *Will comply, or has already complies, with the requirements of Titles II and III of the Uniform Relocation Assistance and Real Property Acquisition Policies Act of 1970 (P.L. 91-646) which provide for fair and equitable treatment of persons displaced or whose property is acquired as a result of Federal or Federally assisted programs. These requirements apply to all interests in real property acquired for project purposes regardless of Federal participation in purchases.*



8. *Will comply with the provisions of the Hatch Act (5 U.S.C. 1501-1508 and 7324-7328) which limit the political activities of employees whose principal employment activities are funded in whole or in part with Federal funds.*
9. *Will comply, as applicable, with the provisions of the Davis-Bacon Act (40 U.S.C. 276a to 276a-7), the Copeland Act (40 U.S.C. 276c and 18 U.S.C. 874), and the Contract Work Hours and Safety Standards Act (40 U.S.C. 327-333), regarding labor standards for Federally assisted construction subagreements.*
10. *Will comply, if applicable, with flood insurance purchase requirements of Section 102(a) of the Flood Disaster Protection Act of 1973 (P.L. 93-234) which requires recipients in a special flood hazard area to participate in the program and to purchase flood insurance if the total cost of insurable construction and acquisition is \$10,000 or more.*
11. *Will comply with environmental standards which may be prescribed pursuant to the following: (a) institution of environmental quality control measures under the National Environmental Policy Act of 1969 (P.L. 91-190) and Executive Order (EO) 11514; (b) notification of violating facilities pursuant to EO 11738; (c) protection of wetlands pursuant to EO 11990; (d) evaluation of flood hazards in floodplains in accordance with EO 11988; (e) assurance of project consistency with the approved State management program developed under the Coastal Zone Management Act of 1972 (16 U.S.C. 1451 et seq.); (f) conformity of Federal actions to State (Clear Air) Implementation Plans under Section 176(c) of the Clear Air Act of 1955, as amended (42 U.S.C. 7401 et seq.); (g) protection of underground sources of drinking water under the Safe Drinking Water Act of 1974, as amended, (P.L. 93-523); and (h) protection of endangered species under the Endangered Species Act of 1973, as amended, (P.L. 93-205)*
12. *Will comply with the Wild and Scenic Rivers Act of 1968 (16 U.S.C. 1271 et seq.) related to protecting components or potential components of the national wild and scenic rivers system.*
13. *Will assist the awarding agency in assuring compliance with Section 106 of the National Historic Preservation Act of 1966, as amended (16 U.S.C. 470), EO 11593 (identification and protection of historic properties), and the Archaeological and Historic Preservation Act of 1974 (16 U.S.C. 469a-1 et seq.).*
14. *Will comply with P.L. 93-348 regarding the protection of human subjects involved in research, development, and related activities supported by this award of assistance.*
15. *Will comply with the Laboratory Animal Welfare Act of 1966 (P.L. 89-544, as amended, 7 U.S.C. 2131 et seq.) pertaining to the care, handling, and treatment of warm blooded animals held for research, teaching, or other activities supported by this award of assistance.*
16. *Will comply with the Lead-Based Paint Poisoning Prevention Act (42 U.S.C. 4801 et seq.) which prohibits the use of lead based paint in the construction or rehabilitation of residence structures.*

17. Will cause to be performed the required financial and compliance audits in accordance with the single Audit Act of 1984.
18. Will comply with all applicable requirements of all other Federal laws, executive orders, regulations and policies governing this program.

## **Drug-Free Workplace Requirements Grantees Other Than Individuals**

*By signing and/or submitting this application or grant agreement, the grantee is providing the certification set out below.*

*This certification is required by regulations implementing the Drug-Free Workplace Act of 1988, 45 CFR, Part 76, Subpart F. The regulations published in the January 31, 1989 Federal Register, require certification by grantees that they will maintain a drug-free workplace. The certification set out below is a material representation of fact upon which reliance will be placed when HHS determines to award the grant. False certification or violation of the certification shall be grounds for suspension of payments, suspension or termination of grants, or government-wide suspension or debarment.*

*Workplaces under grants, for grantees other than individuals, need not be identified on the certification. If known, they may be identified in the grant application. If the grantee does not identify the workplaces at the time of application, or upon award, if there is no application, the grantee must keep the identity of the workplace(s) on file in its office and make the information available for Federal inspection. Failure to identify all known workplaces constitutes a violation of the grantee's drug-free workplace requirements.*

*Workplace identifications must include the actual address of buildings (or parts of building) or other sites where work under the grant takes place. Categorical descriptions may be used (e.g. all vehicles of a mass transit authority of State highway department while in operation, State employees in each local unemployment office, performers in concert halls or radio studios).*

*If the workplace identified to HHS changes during the performance of the grant, the grantee shall inform the agency of the change(s), it previously identified the workplaces in question (see above).*

*Definitions of terms in the Nonprocurement Suspension and Debarment common rule and Drug-Free Workplace common rule apply to this certification. Grantees' attention is called, in particular, to the following definitions from these rules:*

*"Controlled substance" means a controlled substance in Schedules I through V of the Controlled Substances Act (21 USC 812) and as further defined by regulations (21 CFR, 1308.11 through 1308.15).*

*"Conviction" means a finding of guilt (including a plea of nolo contendere) or imposition of sentence, or both, by any judicial body charged with the responsibility to determine violations of the Federal or State criminal drug statutes; "Criminal drug statute" means a Federal or non-Federal criminal statute involving the manufacture, distribution, dispensing use, or possession of any controlled substance;*

*"Employee" means the employee of a grantee directly engaged in the performance of work under a grant including: (i) All "direct charge" employees; (ii) all "indirect charge" employees unless their impact of involvement is insignificant to the performance of the grant; and (iii) temporary personnel and consultants who are directly engaged in the performance of work under the grant and who are on the grantee's payroll. This definition does not include workers not on the payroll of the grantee (e.g., volunteers, even if used to meet a matching requirement; consultants or independent contractors not on the grantee's payroll; or employees of subrecipients or subcontractors in covered workplaces).*

*The grantee certifies that it will provide a drug-free workplace by:*

- a) *Publishing a statement notifying employees that the unlawful manufacture, distribution, dispensing, possession or use of a controlled substance is prohibited in the grantee's workplace and specifying the actions that will be taken against employees for violation of such prohibition;*
- b) *Establishing a drug-free awareness program to inform employees about:*
  - (1) *The dangers of drug abuse in the workplace;*
  - (2) *The grantee's policy of maintaining a drug-free workplace;*
  - (3) *Any available drug counseling, rehabilitation, employee assistance programs; and*
  - (4) *The penalties that may be imposed upon employees for drug abuse violations occurring in the workplace;*
- c) *Making it a requirement that each employee to be engaged in the performance of the grant be given a copy of the statement required by paragraph (a);*
- d) *Notifying the employee in the statement required by paragraph (a) that as a condition of employment under the grant, the employee will:*
  - (1) *Abide by the terms of the statement; and*
  - (2) *Notify the employer of any criminal drug statute conviction for a violation occurring in the workplace no later than five days after such conviction;*
- e) *Notifying the agency in writing within ten days after receiving notice under subparagraph (d)(2), from an employee or otherwise receiving actual notice of such conviction. Employers of convicted employees must provide notice, including position title, to every grant officer or other designee on whose grant the convicted employee was working, unless the Federal agency has designated a central point for the receipt of such notices. Notice shall include the identification number(s) of each affected grant;*
- f) *Taking one of the following actions within 30 days of receiving notice under subparagraph (d)(2), with respect to any employee who is so convicted:*
  - (1) *Taking appropriate personnel action against such an employee, up to and including termination, consistent with the requirements of the Rehabilitation Act of 1973, as amended; or*
  - (2) *Requiring such employee to participate satisfactorily in a drug abuse assistance or rehabilitation program approved for such purposes by a Federal, State, or local health, law enforcement, or other appropriate agency.*
- g) *Making a good faith effort to continue to maintain a drug-free workplace through implementation of paragraphs (a) through (f).*

## **Certification Regarding Environmental Tobacco Smoke**

*Public Law 103-227, also known as the Pro-Children Act of 1994 (Act), requires that smoking not be permitted in any portion of any indoor facility owned or leased or contracted for by an entity and used routinely or regularly for the provision of health, day care, early childhood development services, education or library services to children under the age of 18, if the services are funded by Federal program either directly or through State or local governments, by Federal grant, contract, loan, or loan guarantee. The law also applies to children's services that are provided in indoor facilities that are constructed, operated, or maintained with such Federal funds. The law does not apply to children's services provided in private residences; portions of facilities used for inpatient drug or alcohol treatment; service providers whose sole source of applicable Federal funds in medicare or medicaid; or facilities where WIC coupons are redeemed. Failure to comply with the provisions of the law may result in the*

*imposition of a civil monetary penalty of up to \$1,000 for each violation and/or the imposition of an administrative compliance order on the responsible entity.*

*By signing this certification, the offeror/contractor (for acquisitions) or applicant/grantee (for grants) certifies that the submitting organization will comply with the requirements of the Act and will not allow smoking within any portion of any indoor facility used for the provision of services for children as defined by the Act.*

*The submitting organization agrees that it will require that the language of this certification be included in any subawards which subrecipients shall certify accordingly.*

## **Certification Regarding Debarment, Suspension and Other Responsibility Matters — Primary Covered Transactions**

*By signing and submitting this proposal, the applicant, defined as the primary participant in accordance with 45 CFR Part 76 certifies to the best of his or her knowledge and believe that it and its principals:*

- (a) are not presently debarred, suspended, proposed for debarment, declared ineligible or voluntarily excluded from covered transaction by any Federal Department or agency;*
- (b) have not within a 3-year period preceding this proposal been convicted or had a civil judgment rendered against them for commission of fraud or a criminal offense in connection with obtaining, attempting to obtain, or performing a public (Federal, State or local) transaction or contract under a public transaction: violation of Federal or State antitrust statutes or commission of embezzlement, theft, forgery, bribery, falsification or destruction of records, making false statement, or receiving stolen property;*
- (c) are not presently indicted or otherwise criminally or civilly charged by a governmental entity (Federal, State or local) with commission of any of the offenses enumerated in paragraph (1) (b) of this certification; and*
- (d) have not within a 3-year period preceding this application/proposal had one or more public transaction (Federal, State or local) terminated for cause or default.*

*The inability of a person to provide the certification required above will not necessarily result in denial of participation in this covered transaction. If necessary, the prospective participant shall submit an explanation of why it cannot provide the certification. The Department of Health and Human Services' (HHS) determination whether to enter into this transaction. However, failure of the prospective primary participant to furnish a certification or an explanation shall disqualify such person from participation in this transaction.*

*The prospective primary participant agrees that by submitting this proposal, it will include the clause entitled "Certification Regarding Debarment, Suspension, Ineligibility and Voluntary Exclusion - Lower Tier Covered Transactions," provided below without modification in all lower tier covered transactions.*

## **Certification Regarding Debarment, Suspension, Ineligibility and Voluntary Exclusion — Lower Tier Covered Transactions (To Be Supplied to Lower Tier Participants)**

*By signing and submitting this lower tier proposal, the prospective lower tier participant, as defined in 45 CFR, Part 76, certifies to the best of its knowledge and belief that it and its principals:*

- (a) are not presently debarred, suspended, proposed for debarment, declared ineligible, or voluntarily excluded from participation in this transaction by any Federal department or agency.*
- (b) where the prospective lower tier participant is unable to certify to any of the above, such prospective participant shall attach an explanation to this proposal.*

*The prospective lower tier participant further agrees by submitting this proposal that it will include this clause entitled "Certification Regarding Debarment, Suspension, Ineligibility and Voluntary Exclusion - Lower Tier Covered Transactions," without modification in all lower tier covered transactions and in all solicitations for lower tier covered transactions.*

# Certification Regarding Lobbying for Contracts, Grants, Loans and Cooperative Agreements

*The undersigned certifies to the best of his or her knowledge and belief, that:*

- (1) No Federal appropriate funds have been paid or will be paid, by or on behalf of the undersigned, to any person for influencing or attempting to influence an officer or employee of any agency, a member of congress, an officer or employee of congress, or an employee of a member of congress in connection with the awarding of any Federal contract, the making of any Federal grant, the making of any Federal loan, the entering into of any cooperative agreement, and the extension, continuation, renewal, amendment or modification of any Federal contract, grant, loan, or cooperative agreement.*
- (2) If any funds other than Federal appropriated funds have been paid or will be paid to any person influencing or attempting to influence an officer or employee or an agency, a member of congress, an officer or employee of congress, or an employee of a member of congress in connection with this Federal contract, grant, loan or cooperative agreement, the undersigned shall complete and submit Standard Form LLL, "Disclosure Form to Report Lobbying," in accordance with its instructions.*
- (3) The undersigned shall require that the language of this certification be included in the award documents for all subawards at all tiers (including subcontracts, subgrants, and contracts under grants, loans, and cooperative agreements) and that all subrecipients shall certify and disclose accordingly.*

*This certification is a material representation of fact upon which reliance was placed when this transaction was made or entered into. Submission of this certification is a prerequisite for making or entering into this transaction imposed by section 1352, title 31, U.S. Code. Any person who fails to file the required certification shall be subject to a civil penalty of not less than \$10,000 and not more than \$100,000 for each such failure.*

---

*I hereby agree to the above certifications and assurances.*

---

*Signature of Certifying Official*

---

*Date*

---

*Title*

---

*Applicant Organization*









# ***Appendix H***

---

**FISCAL YEAR – 2003  
Head Start Fact Sheets**

# Head Start Program Fact Sheet

## FISCAL YEAR 2003

|   | <i><b>FY 2003<br/>Actual</b></i> | <i><b>FY 2004<br/>Appropriations</b></i> |
|---|----------------------------------|--|
| <b>Local Head Start Projects</b>                      |                                  |  |
| Projects in States and Territories.....               | \$6,007,430,821                  | \$6,104,657,000                          |
| American Indian-Alaska Native<br>and Migrant Programs | \$ 443,613,179                   | \$ 451,019,000                           |
| Subtotal .....  | \$6,451,044,000                  | \$6,555,676,000                          |
| <b>Support Activities</b>                             |                                  |  |
| Training and Technical Assistance.....                | \$ 169,688,000                   | \$172,371,000                            |
| Research, Demonstration and Evaluation                | \$ 20,000,000                    | \$20,000,000                             |
| Monitoring/Program Review.....                        | \$ 26,051,000                    | \$ 26,801,000                            |
| Subtotal.....   | \$ 215,739,000                   | \$ 219,172,000                           |
| <b>TOTAL.....</b>                                     | <b>\$ 6,666,783,000</b>          | <b>\$6,774,848,000</b>                   |

**ADMINISTRATION ON CHILDREN, YOUTH AND FAMILIES**

**Head Start Bureau  
330 C Street, S.W.  
Washington, D.C. 20447**



**February, 2004**

**Head Start Facts**

The Head Start program is administered by the Head Start Bureau, the Administration on Children, Youth and Families (ACYF), Administration for Children and Families (ACF), Department of Health and Human Services (DHHS).

Grants are awarded by the ACF Regional Offices and the Head Start Bureau's American Indian-Alaska Native and Migrant Program Branches directly to local public agencies, private non-profit and for-profit organizations, Indian Tribes and school systems for the purpose of operating Head Start programs at the community level.

**FY-2003 Program Statistics**

**ENROLLMENT** 909,608

**Ages:**

|                                 |      |
|---------------------------------|------|
| Number of 5 year olds and older | 5 %  |
| Number of 4 year olds           | 53 % |
| Number of 3 year olds           | 34 % |
| Number under 3 years of age     | 8 %  |

**Racial/Ethnic Composition**

|                                |       |
|--------------------------------|-------|
| American Indian-Alaskan Native | 3.2%  |
| Hispanic/Latino                | 30.6% |
| Black/African American         | 31.5% |
| White                          | 27.6% |
| Asian                          | 1.8%  |
| Hawaiian/Pacific Islander      | 1.1%  |
| Multi-Racial/Other             | 4.2%  |

|                               |           |        |
|-------------------------------|-----------|--------|
| <b>NUMBER OF GRANTEES</b>     | 1,670     |        |
| Number of Classrooms          |           | 47,000 |
| Number of Centers             |           | 19,200 |
| <b>AVERAGE COST PER CHILD</b> | \$7,092   |        |
| <b>PAID STAFF</b>             | 206,000   |        |
| <b>VOLUNTEERS</b>             | 1,372,000 |        |

**During the 2002-2003 Head Start Program Year:**

- 12.5 percent of the Head Start enrollment consisted of children with disabilities, (mental retardation, health impairments, visual handicaps, hearing impairments, emotional disturbance, speech and language impairments, orthopedic handicaps and learning disabilities).
- More than 47,000 children participated in home-based Head Start program services.
- 28 percent of Head Start program staff members were parents of current or former Head Start children. Over 880,000 parents volunteered in their local Head Start program.
- 89 percent of Head Start children had health insurance. 83 percent of those with health insurance were enrolled in the Medicaid/Early and Periodic Screening, Diagnosis and Treatment (EPSDT) program or a state sponsored child health insurance program.
- The 1994 reauthorization of the Head Start Act established a new Early Head Start program for low-income families with infants and toddlers. In FY 2003, nearly \$667 million was used to support more than 650 programs to provide Early Head Start child development and family support services in all 50 states and in the District of Columbia and Puerto Rico. These programs served nearly 62,000 children under the age of three.
- More than 133,000 Head Start fathers participated in organized regularly scheduled activities designed to involve them in Head Start and Early Head Start programs.
- 115 Head Start and Early Head Start Programs were sponsored by faith-based organizations.

## **FY 2003 Head Start Program State Allocations and Enrollment**

| <b>STATE</b>        | <b>Funding \$</b> | <b>Enrollment</b> | <b>STATE</b>    | <b>Funding \$</b> | <b>Enrollment</b> |
|---------------------|-------------------|-------------------|-----------------|-------------------|-------------------|
| Alabama             | 103,588,331       | 16,509            | New Jersey      | 126,711,091       | 15,099            |
| Alaska              | 12,126,424        | 1,817             | New Mexico      | 50,852,224        | 7,651             |
| Arizona             | 100,173,750       | 13,215            | New York        | 422,349,645       | 49,473            |
| Arkansas            | 62,645,003        | 10,915            | North Carolina  | 137,403,001       | 19,125            |
| California          | 811,486,631       | 98,767            | North Dakota    | 16,696,830        | 2,357             |
| Colorado            | 66,427,807        | 9,843             | Ohio            | 239,770,120       | 38,017            |
| Connecticut         | 50,604,341        | 7,129             | Oklahoma        | 78,783,942        | 13,474            |
| Delaware            | 12,536,909        | 2,214             | Oregon          | 57,703,995        | 9,052             |
| Dist of<br>Columbia | 24,407,526        | 3,403             | Pennsylvania    | 222,603,242       | 30,908            |
| Florida             | 255,501,245       | 35,350            | Rhode Island    | 21,445,541        | 3,150             |
| Georgia             | 163,757,113       | 23,400            | South Carolina  | 80,222,592        | 12,248            |
| Hawaii              | 22,248,160        | 3,063             | South Dakota    | 18,301,095        | 2,827             |
| Idaho               | 21,819,720        | 2,939             | Tennessee       | 116,071,781       | 16,473            |
| Illinois            | 263,047,115       | 39,640            | Texas           | 465,421,856       | 67,764            |
| Indiana             | 93,523,057        | 14,148            | Utah            | 36,709,468        | 5,527             |
| Iowa                | 50,108,568        | 7,717             | Vermont         | 13,182,631        | 1,573             |
| Kansas              | 49,503,208        | 7,924             | Virginia        | 96,213,748        | 13,768            |
| Kentucky            | 104,828,778       | 16,091            | Washington      | 98,022,295        | 11,001            |
| Louisiana           | 141,891,707       | 22,108            | West Virginia   | 49,227,458        | 7,650             |
| Maine               | 26,990,760        | 3,970             | Wisconsin       | 88,082,140        | 13,515            |
| Maryland            | 75,851,238        | 10,235            | Wyoming         | 12,027,897        | 1,803             |
| Massachusetts       | 105,475,665       | 12,981            | Indian Tribes   | 183,412,092       | 23,802            |
| Michigan            | 228,044,810       | 35,099            | Migrant Program | 260,201,087       | 33,609            |
| Minnesota           | 70,369,154        | 10,332            | Outer Pacific   | 15,128,452        | 6,209             |
| Mississippi         | 157,164,747       | 26,762            | Puerto Rico     | 243,016,007       | 36,687            |

|                  |             |        |                |           |       |
|------------------|-------------|--------|----------------|-----------|-------|
| Missouri         | 115,662,551 | 17,573 | Virgin Islands | 9,992,265 | 1,161 |
| Montana          | 20,365,406  | 2,952  |                |           |       |
| Nebraska         | 35,008,457  | 5,203  |                |           |       |
| Nevada           | 23,315,025  | 2,754  |                |           |       |
| New<br>Hampshire | 13,018,299  | 1,632  |                |           |       |

## HEAD START ENROLLMENT HISTORY

| <b>FISCAL YEAR</b> | <b>ENROLLMENT</b> | <b>APPROPRIATION</b> |
|--------------------|-------------------|----------------------|
| 1965 (summer only) | 561,000           | \$ 96,400,000        |
| 1966               | 733,000           | 198,900,000          |
| 1967               | 681,400           | 349,200,000          |
| 1968               | 693,900           | 316,200,000          |
| 1969               | 663,600           | 333,900,000          |
| 1970               | 477,400           | 325,700,000          |
| 1971               | 397,500           | 360,000,000          |
| 1972               | 379,000           | 376,300,000          |
| 1973               | 379,000           | 400,700,000          |
| 1974               | 352,800           | 403,900,000          |
| 1975               | 349,000           | 403,900,000          |
| 1976               | 349,000           | 441,000,000          |
| 1977               | 333,000           | 475,000,000          |
| <b>FISCAL YEAR</b> | <b>ENROLLMENT</b> | <b>APPROPRIATION</b> |
| 1978               | 391,400           | 625,000,000          |
| 1979               | 387,500           | 680,000,000          |
| 1980               | 376,300           | 735,000,000          |
| 1981               | 387,300           | 818,700,000          |
| 1982               | 395,800           | 911,700,000          |
| 1983               | 414,950           | 912,000,000          |



|                    |                   |                      |
|--------------------|-------------------|----------------------|
| 1984               | 442,140           | 995,750,000          |
| 1985               | 452,080           | 1,075,059,00         |
| 1986               | 451,732           | 1,040,315,000        |
| 1987               | 446,523           | 1,130,542,000        |
| 1988               | 448,464           | 1,206,324,000        |
| 1989               | 450,970           | 1,235,000,000        |
| 1990               | 540,930           | 1,552,000,000        |
| 1991               | 583,471           | 1,951,800,000        |
| 1992               | 621,078           | 2,201,800,000        |
| <b>FISCAL YEAR</b> | <b>ENROLLMENT</b> | <b>APPROPRIATION</b> |
| 1993               | 713,903           | 2,776,286,000        |
| 1994               | 740,493           | 3,325,728,000        |
| 1995               | 750,696           | 3,534,128,000        |
| 1996               | 752,077           | 3,569,329,000        |
| 1997               | 793,809           | 3,980,546,000        |
| 1998               | 822,316           | 4,347,433,000        |
| 1999               | 826,016           | 4,658,151,448        |
| 2000               | 857,664           | 5,267,000,000        |
| 2001               | 905,235           | 6,200,000,000        |
| 2002               | 912,345           | 6,536,570,000        |
| 2003               | 909,608           | 6,667,533,000        |

During 2003 some programs experienced a reduction in enrollment and used the freed up funds to address issues related to enhancing quality or achieving program compliance.

**The Head Start program has enrolled more than 22 million children since it began in 1965**



# ***Appendix I***

---

## **Federal Register Notice of the Biennial Report**

## NOTICES

### DEPARTMENT OF HEALTH AND HUMAN SERVICES

#### Administration for Children and Families

#### Notice of Availability of the Biennial Report of Congress on the Status of Children in Head Start Programs

**AGENCY:** Administration on Children, Youth and Families (ACYF)  
Administration for Children and Families (ACF), Department of Health and Human Services

**ACTION:** Notice

**SUMMARY:** The Administration for Children and Families announces publication of the Biennial Report to the Congress on the Status of Children in Head Start Programs, FY 2003. The report is mandated under Section 650 of the Head Start Act, as amended, which requires the Secretary of Health and Human Services to submit a report to the Congress at least once during every two-year period on the status of children in Head Start programs. During FY 2003 more than 909,000 children were enrolled in Head Start programs including 62,000 children in Early Head Start programs serving children between birth and three years of age.

**EFFECTIVE DATE:** [insert date of publication in the Federal Register].

**ADDRESSES:** Persons wishing to receive a copy of the Biennial Report to Congress on the Status of Children in Head Start Programs, FY 2003 may contact the Head Start Publication Center on 866-763-6481. Copies of the report may also be obtained by accessing the Head Start web site at [www.headstartinfo.org](http://www.headstartinfo.org).

**FOR FURTHER INFORMATION CONTACT:** Frank Fuentes, Acting Associate Commissioner, Head Start Bureau, Administration on Children, Youth and Families, 330 C Street S.W., Washington D.C. 20447.

**SUPPLEMENTARY INFORMATION:** The Head Start and Early Head Start programs are authorized under the Head Start Act (42 U.S.C. 9801 *et seq.*). It is a national program providing comprehensive developmental services to low-income

preschool children, primarily age three to age of compulsory school attendance, and their families. To help enrolled children achieve their full potential, Head Start programs provide comprehensive health, nutritional, educational, social and other services. Section 650 of the Head Start Act requires that the Secretary publish a Biennial Report of the Status of Children in Head Start Programs. The FY 2003 Biennial Report provides information about children enrolled in the program and the services they receive. During FY 2003 more than 909,000 were enrolled in Head Start programs. Head Start operated 47,000 classrooms in more than 19,000 Head Start centers at an average annual cost per child of \$7,092. Over 1,428,000 volunteers contributed their services to Head Start programs.

---

Joan E. Ohl, Commissioner, Administration on Children, Youth and Families

Date \_\_\_\_\_

