



THE SECRETARY OF THE INTERIOR
WASHINGTON

AUG 30 1999

Honorable Albert Gore, Jr.
President of the Senate
Washington, D.C. 20510

Dear Mr. President:

Pursuant to the provisions of Public Law 100-478, I am pleased to enclose the 1997 annual report compiled by the United States Fish and Wildlife Service on reasonably identifiable expenditures for the conservation of endangered and threatened species by Federal and State agencies.

Sincerely,

Enclosure



THE SECRETARY OF THE INTERIOR
WASHINGTON

AUG 30 1999

Honorable J. Dennis Hastert
Speaker of the House
of Representatives
Washington, D.C. 20515

Dear Mr. Speaker:

Pursuant to the provisions of Public Law 100-478, I am pleased to enclose the 1997 annual report compiled by the United States Fish and Wildlife Service on reasonably identifiable expenditures for the conservation of endangered and threatened species by Federal and State agencies.

Sincerely,

Enclosure

Executive Summary

What is the purpose of this report?

Section 18 of the Endangered Species Act (Act) of 1973 requires the Secretary of the Interior (working through the Fish and Wildlife Service) to annually report certain expenditures for the conservation of threatened and endangered species. This report presents the reported expenditures for Fiscal Year 1997 (October 1996 - September 1997).

What expenditures are reported?

Only those expenditures that are reasonably identifiable for a listed species are to be reported. All Federal agencies and those States receiving section 6 grant-in-aid funds pursuant to the Act are asked to report. Since only a few foreign species are receiving expenditures from U.S. governmental agencies, we restrict these annual reports to a discussion concerning listed U.S. species.

Expenditures are identified by species and reported separately for the Fish and Wildlife Service (Service), the States, and in aggregate for all other reporting Federal agencies. The Service and 19 other Federal agencies identified expenditures for the conservation of individual threatened and endangered species. Two additional Federal agencies responded that their expenditures were not reasonably identifiable to species. We included responses from all Federal agencies in Appendix 1.

What expenditures are not included?

The Federal and State agencies involved made a good faith effort to develop species-by-species expenditures for this report. However, a significant portion of threatened and endangered species conservation activities includes law enforcement, consultation, recovery coordination, and other actions that are not easily or reasonably identified to species. Accounting procedures by all agencies for most staff salaries, operations, maintenance, and other support services are not recorded to species and are not required to be for purposes of this report.

What are the expenditures reported for FY 1997?

- Total Expenditures reported: \$300,931,300 (\$35,019,600 for land acquisition--Table 3, \$265,911,700 all other expenditures--Table 1)
- Percent of threatened and endangered species with expenditures reported: 95 percent
- The median and maximum total general (non-land) expenditure for species with at least \$100 reported expenditures:
 - Median - \$13,800
 - Maximum species total - \$28.55 million
- The range of general (non-land) expenditures for 70 percent of the listed species: \$0 to \$30,000 (Table 2).
- Number of species with 50 percent of expenditures: 10 species (.90 percent of the list) (Table 2).

- Number of species with 90 percent of expenditures: 101 species (9.1 percent of the list) (Table 2).

How does the 1997 expenditure report compare to other years?

Due to differences in reporting methods, this report cannot be easily compared to the 1989 or subsequent expenditure reports. These year-to-year differences include changes in the number of States' reporting, changes in how expenditures are calculated, and changes in the agencies' ability to track expenditures. Therefore, real dollar increases or decreases cannot be accurately calculated or inferred from the overall or individual totals.

Taking into account the limits of this reporting system and excluding land acquisition expenditures, the 1997 reported expenditures decreased by approximately 20 million dollars from the FY 1996 report. The 1997 reported expenditures are approximately 13.7 million dollars less than those reported in FY 1995. For an additional comparison of the FY 1997 report to previous years see the "Summary of Figures" table on page 7.

CONTENTS

EXECUTIVE SUMMARY	i
CONTENTS	iii
PURPOSE OF THIS REPORT	1
BACKGROUND	
Defining Reasonably Identifiable Expenditure	1
Coverage	2
SECTION 18(1), FEDERAL EXPENDITURES	
Expenditures by the Fish and Wildlife Service	3
Expenditures by Other Federal Agencies	3
SECTION 18(2), STATE EXPENDITURES	3
SUMMARY OF DATA	4
COMPARISON TO PREVIOUS REPORTS	5
TABLE 1. REASONABLY IDENTIFIABLE FEDERAL AND STATE EXPENDITURES DURING FY 1997 FOR LISTED SPECIES (excluding Land Acquisition Expenditures - See Table 3).	
TABLE 2. SPECIES RANKED IN DESCENDING ORDER OF TOTAL EXPENDITURES (excluding Land Acquisition Expenditures - See Table 3).	
TABLE 3. LAND ACQUISITION EXPENDITURES BY SPECIES FOR FY 1997.	
APPENDIX 1. REPORTS BY OTHER FEDERAL AGENCIES.	
APPENDIX 2. SUMMARY OF LEGISLATIVE RECORD AND GUIDANCE USED TO REPORT "IDENTIFIABLE EXPENDITURES" BY AGENCIES.	

ENDANGERED SPECIES EXPENDITURES FISCAL YEAR 1997

WHAT IS THE PURPOSE OF THIS REPORT?

The Endangered Species Act of 1973 (16 U.S.C. 1531 *et seq.*) (Act) was reauthorized and amended on October 7, 1988, under Public Law 100-478. A new section 18 was added to the Act that requires the Fish and Wildlife Service (Service) on behalf of the Secretary of the Interior to report on certain expenditures on a species-by-species basis. The section reads:

SEC. 18. On or before January 15, 1990, and each January 15 thereafter, the Secretary of the Interior, acting through the Fish and Wildlife Service, shall submit to the Congress an annual report covering the preceding fiscal year which shall contain

(1) the accounting on a species-by-species basis of all reasonably identifiable Federal expenditures made primarily for the conservation of endangered or threatened species pursuant to this Act; and

(2) an accounting on a species-by-species basis of all reasonably identifiable expenditures made primarily for the conservation of endangered or threatened species pursuant to this Act by States receiving grants under section 6.

This document constitutes the ninth report by the Service pursuant to the requirements of section 18 of the Act. The report covers Fiscal Year 1997 (October 1996 - September 1997), although some States may be reporting for a different fiscal year (without duplicating previous year's reported data).

The term "State" as used in this report is defined in section 3(17) of the Act to mean any of the several States, the District of Columbia, the Commonwealth of Puerto Rico, American Samoa, the Virgin Islands, Guam, and the Trust Territory of the Pacific Islands.

The term "conservation," as defined in section 3(3) of the Act, means the use of all methods and procedures necessary to bring any endangered or threatened species to the point where the measures provided for by the Act are no longer necessary—including, but not limited to, research, census, law enforcement, habitat acquisition and maintenance, propagation, live trapping, and transplantation. For the purposes of this report, the definition of conservation is further expanded to include any and all actions taken by Federal and State agencies on behalf of threatened or endangered species listed pursuant to the Act.

BACKGROUND

What does "Reasonably Identifiable Expenditures" mean?

The purpose of the above 1988 amendment was to obtain information with which to assess claims that a disproportionate effort is being made to conserve a few, highly visible species at the expense of numerous, less well-known species that may have greater need for protection. At the time of the first report, the Service met with staff of the House Merchant Marine and Fisheries Committee and the Senate Environment and Public Works Committee for clarification of the intent and purpose of the amendment. As a result of these discussions, the Service determined that a good faith effort was expected to develop and obtain data that are "reasonably identifiable" (Appendix 2). No extensive or extraordinary measures to develop exceptionally precise data were sought, nor were the reporting

agencies expected to "pro-rate" staff salaries and other normal operational and maintenance costs not directed towards a particular species.

What is not included in the report?

Since it is recognized that certain expenditures would not be included, this report is not a complete representation of all Federal and State expenditures for the conservation of specific listed species. The expenditures reported in this and the preceding reports do not necessarily constitute all expenditures made for each species. This report does not present cost accounting in the sense of an accountant's ledger of credits and debits of all Federal and State funds available and their expenditure.

A few species, which were known historically to occur in the United States but are not listed in FY 1997 in the United States, are not included (e.g., short-tailed albatross, northern swift fox, thick-billed parrot) in the tabulation. Expenditures for candidate species or other species not listed at 50 CFR Part 17 as of September 30, 1997, were excluded. For example, even though Congress appropriated money for the prelisting recovery of candidates, these species are not listed at 50 CFR Part 17 and, therefore, are not reported here, unless the species was listed during the year. The report also does not include unrealized revenues from unsold water, timber, power, or other resources by the agencies reporting.

What is included in the report?

This report does represent a compilation of those reasonably identifiable expenditures reported independently by the various Federal and the State agencies. Expenditures for FY 1997 (Tables 1 and 3) are reported here for 1,060 threatened and endangered species (95 percent) of the 1,111 species that were listed under United States jurisdiction at 50 CFR Part 17 on September 30, 1997. Expenditures are identified by species and reported separately for the Service and in aggregate for all other Federal agencies reporting and for the States (Tables 1 and 3).

Some vertebrate species (as defined under the Act) have more than a single listing in 50 CFR 17.11 where one population is listed as endangered and the other threatened (for example the gray wolf, or green sea turtle). For the purposes of reporting expenditures, we combined such multiple listings. We listed subspecies separately (for example the Hawaiian common moorhen and Mariana common moorhen) when one or more other subspecies are not listed.

The Service did not report land acquisition funds in the tables of expenditures for FY 1989. However, other Federal agencies reported land acquisition costs in that report, and even more were reported in the 1990, 1991, and, most noticeably, 1992 tabulations. Beginning with the FY 1993 report, the Service has tabulated the known expenditures for land acquisition separately (Table 3) from all other expenditures. The Service's land acquisitions expenditures (\$35.02 million) have been included in this report, when they were identifiable to a species (Table 3). The States' reported land acquisition expenditures (\$508,800) are also reported in Table 3. In this report for FY 1997, total reported land acquisition expenditures represent 13.2 percent of the total gross expenditures. Thirteen species, Avon Park harebells, scrub blazing star, pygmy fringe tree, sandlace, Florida ziziphus, short-leaved rosemary, wireweed, pigeon wings, Garrett's mint, scrub mint, plum scrub, bluetail mole skink, and Carter's mustard had only land acquisition costs reported in FY 1997 (Tables 1 and 3).

SECTION 18(1), FEDERAL EXPENDITURES

What expenditures are reported by the Fish and Wildlife Service?

The Service's operational categories of expenditures include fisheries, refuges, land acquisition, law enforcement, research, and Regional and field operations for listing, recovery, consultation, environmental contaminant and habitat conservation activities. All reasonably identifiable expenditures that could be attributed to individual species that were made by these activities have been included.

For example, reasonably identifiable expenditures for research programs included large sums for species where an intensive effort is underway to save a species from extinction (e.g., whooping crane, California condor) and smaller sums where only a minor research effort exists. The Refuge program identified specific listed species as a major responsibility of certain refuges. The Columbian white-tailed deer, Key deer, Hawaiian monk seal, and masked bobwhite quail are examples of listed species where the respective National Wildlife Refuge is devoted nearly entirely to their management and recovery. Other listed species use these and many other refuges for all or part of their life cycles. Only "dedicated" refuge expenditures that are reasonably identifiable to species are included in this report.

Listed fish species benefit from fisheries programs, but costs are seldom identifiable to a particular species. For example, the Dexter National Fish Hatchery in Arizona has achieved a remarkable record in the propagation and maintenance of listed southwestern fishes. Attributing costs on a species-by-species basis for the dozen or so species managed at this facility is difficult. Few species-specific expenditures could be reasonably identified in the Law Enforcement program for specific endangered species. The Federal Aid portion under section 6 of the Act for each species is included in the FWS TOTAL in Table 1. The State share for each species for which a Federal contribution was made is included in the STATE TOTAL column of Table 1, as reported to the International Association of Fish and Wildlife Agencies (IAFWA).

A significant portion of the Service's funds for consultations, listing, and recovery are incorporated into salaries, operations and maintenance costs. As a result, they are not reasonably identifiable to species. Only salary, operation, and maintenance costs towards individual species coordinators (e.g., whooping crane, red wolf, grizzly bear, sea turtles, sea otter) are included in this report.

What expenditures are reported by Other Federal Agencies?

The Director of the Service sent a request to other Federal agencies identified as likely to have some species-specific expenditures under the Act to report. The Service provided background information identifying what constitutes reasonably identifiable expenditures and how these were to be reported (Appendix 2). Two agencies responded with letters indicating that they did not have any reasonably identifiable expenditures for individual species. Correspondence from all responding agencies is included in Appendix 1. The data identified by those responding Federal agencies for individual species have been tabulated in the OTHER FED column of this report (Tables 1 and 3).

SECTION 18(2), STATE EXPENDITURES

What is included in the State expenditures?

The Committees' staffs anticipated that not all States would be willing to voluntarily submit their expenditures for a variety of reasons. As a result, the Secretary was expected to only submit those

expenditure figures that were voluntarily provided. In order to maximize the return of information, the assistance of the IAFWA was sought by the Service to coordinate the reporting of reasonably identifiable expenditures made by States.

The States' report to the IAFWA, and the latter tabulates the data by species and provides the totals to the Service. IAFWA informed us in their report that California, Colorado, and New Hampshire did not report expenditures for fiscal year 1997. Thus, the States' expenditures reported in Tables 1 and 3 under the column STATES TOTAL does not include expenditures from these States. The States' reported \$11,761,010 for general (non-land) expenditures (Table 1) and \$508,800 for land acquisition expenditures (Table 3).

SUMMARY OF DATA

What is the format for the report's tables?

Table 1 reports the reasonably identifiable expenditures for each species by the Service, other Federal agencies, and the States; expenditures for land acquisitions are not included in this tabulation or used in the ranking. We grouped species in the same general order as they appear in 50 CFR Part 17. Tables 1 and 3 also provide the rank for each species from Table 2. Table 2 ranks each species in descending order by the SPECIES TOTAL of Table 1; a cumulative, or running, total and percentage of the \$266 million total (general (non-land) expenditures) is also provided to assist the reader. Land acquisition expenditures are included only in Table 3.

What are the expenditures reported for FY 1997?

Total Expenditures reported: \$300,931,300 (\$35,019,600 for land acquisition--Table 3,
\$265,911,700 all other expenditures--Table 1).

Percent of threatened and endangered species with reported expenditures: 95%

The median and maximum total general (non-land) expenditure for species with at least \$100 reported expenditures:

Median - \$13,800
Maximum species total - \$28.55 million

The range of general (non-land) expenditures for 70 percent of the listed species:
\$0 to \$30,000 (Table 2).

Number of species with general (non-land) expenditures exceeding \$1 million:
Forty-six species (including four with both endangered and threatened vertebrate populations) (Table 2).

Number of species with 50 percent of expenditures: 10 species (0.9 percent of the list) (Table 2).
Seven are threatened species.

Number of species with 90 percent of expenditures: 101 species (9.1 percent of the list) (Table 2).

What are the 10 species with the highest reported expenditures in Fiscal Year 1997 (from Table 2)?

1997 RANK	SPECIES (50 CFR Part 17)	STATUS	TOTAL (\$000s)	1996 RANK
1	Salmon, chinook, Snake R. spring/summer run	T	28,545.27	1
2	Salmon, chinook, Snake R. fall run	T	25,655.96	2
3	Salmon, sockeye (=red, =blueback), Snake R.	E	18,051.44	3
4	Owl, northern spotted	T	13,467.43	4
5	Woodpecker, red-cockaded	E	12,055.91	5
6	Salmon, coho, OR & CA ESU	T	11,866.18	Not Listed in FY 1996
7	Murrelet, marbled	T	8,895.12	6
8	Sucker, razorback	E	5,782.30	7
9	Tortoise, desert	T	5,712.88	9
10	Bald eagle	T	5,237.96	10

How do the expenditures compare among species?

Taking into account the limits of this reporting system, less than 1 percent of all listed species received approximately half of the reasonably identifiable funding (Table 2). This conclusion was expected. The Congress and some State legislatures identify specific appropriations for most of these species, and State and Federal natural resource managers use the public interest in these high-profile species to help protect other species in the same habitats or imperiled by the same threats. The species identified by Congress as deserving of specific appropriations are the same species that drive interest and participation in the considerable State and private sector efforts on behalf of all listed species. It is also important to note that 95 percent of the listed species had reported expenditures. If you include land acquisition expenditures, 97 percent of the listed species had reported expenditures.

COMPARISON TO PREVIOUS REPORTS

Why are comparisons with other reports difficult?

A good faith effort was made to develop species-by-species expenditures for this report. However, the information presented each year does not reflect the total governmental (Federal and State) effort toward threatened and endangered species conservation and presents an incomplete funding picture. Therefore, the reader is cautioned against making comparisons with other reports on threatened and endangered species expenditures beyond those which are provided below. A significant portion of threatened and endangered species conservation activities at all levels includes law enforcement, consultation, recovery coordination, and other actions that are not easily or reasonably funded in a species-by-species manner. Accounting procedures for staff salaries and operational, maintenance,

and other support services are not normally creditable towards individual species totals. Also, there exists significant variability among the various Federal and State agency reports that are compiled to produce this report. Further, agencies were asked to report gross totals for those other expenditures that could not be identified to species; this reporting is also incomplete but does reflect some of the levels of other expenditures being made by these agencies.

The amendment to the Act requiring this report was passed in the first quarter of FY 1989. The Service, other Federal agencies, and State agencies gathered the best available data with little opportunity for advance planning and coordination in that year. Subsequent reports have greatly benefited by the FY 1989 experience in planning and coordination with the reporting agencies to track such expenditures. Therefore, due to differences in reporting methods, this report cannot be easily compared to the 1989 or subsequent expenditure reports. These year-to-year differences include changes in the States' reporting, changes in how expenditures are calculated, and changes in the agencies' ability to track expenditures. Thus, real dollar increases or decreases cannot be accurately calculated or inferred from the overall or individual totals.

The Service has provided previous reports on estimated allocations by species for the current or forthcoming years as requested by the House Appropriations Committee staff. The reader of this report is cautioned that there are important differences in the assumptions that led to each of these reports. The data in this report are more precise than previous reports on estimated allocations, since land acquisition costs are separated from general expenditures. However, they may be biased, since they only include reasonably identifiable expenditures. The following table includes data from the present and previous reports.

**SUMMARY OF FIGURES
(Amounts \$000)**

	1989	1990	1991	1992	1993	1994	1995	1996	1997
Federal Total	\$39,638.7	\$96,642.5	\$112,684.8	\$160,060.3	\$204,501.8	\$234,933.9	\$286,445.0	\$268,778.5	\$288,661.49
State Total	\$4,086.1	\$5,701.2	\$64,126.7	\$131,450.7	\$17,698.5	\$9,643.6	\$11,231.0	\$16,935.2	\$12,269.81
Grand Total	\$43,724.8	\$102,343.7	\$176,811.5	\$291,510.9	\$222,200.3	\$244,577.5	\$297,676.0	\$285,713.7	\$300,931.30
Change from previous year	*****	\$58,618.90	\$74,467.80	\$114,699.40	-\$69,310.6	\$22,377.21	\$53,098.50	-\$11,962.30	\$15,217.60
No. listed species	554	591	639	728	809	914	957	963	1,111
No. reporting expenditures	347	477	570	679	749	819	925	895	1,060
Max. reported amount	\$3,108.6	\$9,687.2	\$24,651.3	\$73,578.6	\$18,518.66	\$24,280.56	\$35,942.47	\$40,777.26	\$28,545.27
Median for species equal to or greater than \$100	\$11.75	\$13.15	\$12.20	\$16.00	\$12.94	\$23.00	\$30.00	\$15.00	\$13.80
No. with 50% of expenditures (percentage of no. listed)	12 (2.2%)	10 (1.7%)	7 (1.1%)	5 (0.7%)	10 (1.2%)	9 (1.1%)	6 (0.63%)	5 (0.52%)	10 (0.9%)
No. with 90% of expenditures (percentage of no. listed)	63 (11.4%)	58 (9.8%)	54 (8.5%)	59 (8.1%)	79 (9.8%)	103 (11.0%)	131 (14.0%)	77 (8.0%)	101 (9.1%)

Figures in shaded blocks do not include land acquisition expenditures.

In 1993 the Service began to tabulate these costs separately. The Federal, State, and Grand totals do include land acquisition costs.

The Federal and Grand Totals for 1993 differ from those published in the 1993 report due to an error made in the 1993 report for the desert tortoise.

The Federal and Grand Totals shown here for 1995 differ from those published in the 1995 report by \$32,002.50 less than what was reported for the FWS total due to an error.

Table 1.

Reasonably Identifiable Federal and
State Expenditures during FY 1997.

The list of species in Table 1 essentially follows the taxonomic and nomenclatural conventions used in 50 CFR Part 17 for the identification and sequence of names. For ease of reference, the alphabetized, inverted common name is provided within each group (usually Class) of animals. Thus, the gray bat is found with other bats under "Bat, gray" within mammals, and Judge Tait's mussel is found under "Mussel, Judge Tait's" within the clams. Groups of animals follow the sequence: Mammals, Birds, Reptiles, Amphibians, Fishes, and Invertebrates, which include Snails, Clams, and Arthropods (which are further divided). Plants are alphabetized by inverted common name except when there is no common name; in such cases, scientific names are provided for plants, and the phrase "=Sci. Name" is provided parenthetically.

If a reader should need other information about the names, historical range, or status of an endangered or threatened species, the species can be found in 50 CFR 17.11 (wildlife) or 17.12 (plants). The STATUS column indicates whether the species is endangered (E), threatened (T) or with two United States populations under separate classifications (E,T) [for purposes of this report, the latter are counted as one species in the number listed].

Service expenditures (FWS TOTAL) and other Federal agencies expenditures (OTHER FED) are totaled in the FED TOTAL column. The STATES TOTAL is the amount reported by the IAFWA to the Service. None of these reported totals include known costs for habitat acquisition; see Table 3 for those costs reported to the Service.

The RANK is from Table 2, and indicates each species rank by identifiable expenditures, where 1 is the highest expenditure.

TABLE 1. REPORTED EXPENDITURES (\$000) FOR FY 1997 FOR ENDANGERED AND THREATENED SPECIES, NOT INCLUDING LAND ACQUISITION COSTS.

RANK	SPECIES (50 CFR Part 17)	SCIENTIFIC NAMES	STATUS	FWS TOTAL	OTHER FED	FED TOTAL	STATES TOTAL	SPECIES TOTAL
MAMMALS								
61	Bat, gray	<i>Myotis grisescens</i>	E	\$131.28	\$417.75	\$549.03	\$69.59	\$618.62
375	Bat, Hawaiian hoary	<i>Lasiurus cinereus semotus</i>	E	\$17.00	\$5.00	\$22.00	\$0.00	\$22.00
53	Bat, Indiana	<i>Myotis sodalis</i>	E	\$111.53	\$598.81	\$710.34	\$165.40	\$875.74
153	Bat, lesser long-nosed	<i>Leptonycteris curasoae yerbabuenae</i>	E	\$20.80	\$88.20	\$109.00	\$18.00	\$127.00
491	Bat, little Mariana fruit	<i>Pteropus tokudae</i>	E	\$17.50	\$0.00	\$17.50	\$0.00	\$17.50
203	Bat, Mariana fruit	<i>Pteropus mariannus mariannus</i>	E	\$51.00	\$30.00	\$81.00	\$0.00	\$81.00
508	Bat, Mexican long-nosed	<i>Leptonycteris nivalis</i>	E	\$3.50	\$12.00	\$15.50	\$0.00	\$15.50
150	Bat, Ozark big-eared	<i>Plecotus townsendii ingens</i>	E	\$113.70	\$7.75	\$121.45	\$8.57	\$130.02
185	Bat, Virginia big-eared	<i>Plecotus townsendii virginianus</i>	E	\$49.03	\$27.80	\$76.83	\$21.16	\$97.99
14	Bear, grizzly	<i>Ursus arctos</i>	T	\$929.63	\$2,395.13	\$3,324.76	\$760.18	\$4,084.94
85	Bear, Louisiana black	<i>Ursus americanus luteolus</i>	T	\$224.20	\$110.60	\$334.80	\$0.20	\$335.00
81	Caribou, woodland	<i>Rangifer tarandus caribou</i>	E	\$253.50	\$27.60	\$281.10	\$94.00	\$375.10
1055	Cougar, eastern	<i>Felis concolor cougar</i>	E	\$0.10	\$0.00	\$0.10	\$0.00	\$0.10
125	Deer, Columbian white-tailed	<i>Odocoileus virginianus leucurus</i>	E	\$42.50	\$122.88	\$165.38	\$4.00	\$169.38
67	Deer, key	<i>Odocoileus virginianus clavium</i>	E	\$117.00	\$440.00	\$557.00	\$1.50	\$558.50
28	Ferret, black-footed	<i>Mustela nigripes</i>	E	\$495.31	\$1,283.95	\$1,779.26	\$253.90	\$2,033.16
72	Fox, San Joaquin kit	<i>Vulpes macrotis mutica</i>	E	\$250.50	\$262.15	\$512.65	\$0.00	\$512.65
264	Jaguar	<i>Panthera onca</i>	E	\$7.00	\$27.91	\$34.91	\$12.00	\$46.91
331	Jaguarundi (AZ)	<i>Felis yagouaroundi tolteca</i>	E	\$26.80	\$1.80	\$28.60	\$0.00	\$28.60
221	Jaguarundi (TX)	<i>Felis yagouaroundi cacomitti</i>	E	\$0.00	\$66.28	\$66.28	\$0.50	\$66.78
142	Kangaroo rat, Fresno	<i>Dipodomys nitratoides exilis</i>	E	\$102.00	\$37.17	\$139.17	\$0.00	\$139.17
111	Kangaroo rat, giant	<i>Dipodomys ingens</i>	E	\$92.50	\$114.36	\$206.86	\$0.00	\$206.86
169	Kangaroo rat, Morro Bay	<i>Dipodomys heermanni morroensis</i>	E	\$94.50	\$12.90	\$107.40	\$0.00	\$107.40
89	Kangaroo rat, Stephens'	<i>Dipodomys stephensi</i>	E	\$71.50	\$253.40	\$324.90	\$0.00	\$324.90
124	Kangaroo rat, Tipton	<i>Dipodomys nitratoides nitratoides</i>	E	\$118.50	\$51.17	\$169.67	\$0.00	\$169.67
29	Manatee, West Indian (=Florida)	<i>Trichechus manatus</i>	E	\$1,063.00	\$851.50	\$1,914.50	\$31.20	\$1,945.70
231	Mountain beaver, Point Arena	<i>Aplodontia rufa nigra</i>	E	\$61.50	\$0.00	\$61.50	\$0.00	\$61.50
59	Mouse, Alabama beach	<i>Peromyscus polionotus ammobates</i>	E	\$688.40	\$1.00	\$689.40	\$13.33	\$702.73
609	Mouse, Anastasia Island beach	<i>Peromyscus polionotus phasma</i>	E	\$0.00	\$7.00	\$7.00	\$0.80	\$7.80
230	Mouse, Choctawahatchee beach	<i>Peromyscus polionotus allophrys</i>	E	\$62.50	\$0.00	\$62.50	\$0.00	\$62.50
1061	Mouse, Key Largo cotton	<i>Peromyscus gossypinus allapaticola</i>	E	\$0.00	\$0.00	\$0.00	\$0.00	\$0.00
87	Mouse, Pacific pocket	<i>Perognathus longimembris pacificus</i>	E	\$147.00	\$182.90	\$329.90	\$0.00	\$329.90
226	Mouse, Perdido Key beach	<i>Peromyscus polionotus trissyllepsis</i>	E	\$56.20	\$8.18	\$64.38	\$0.00	\$64.38
115	Mouse, salt marsh harvest	<i>Reithrodontomys raviventris</i>	E	\$103.00	\$92.12	\$195.12	\$0.00	\$195.12
309	Mouse, southeastern beach	<i>Peromyscus polionotus niveiventris</i>	T	\$5.50	\$28.00	\$33.50	\$0.00	\$33.50
145	Ocelot	<i>Felis pardalis</i>	E	\$57.80	\$78.48	\$136.28	\$0.50	\$136.78
76	Otter, southern sea	<i>Enhydra lutris nereis</i>	T	\$34.50	\$413.10	\$447.60	\$0.00	\$447.60
26	Panther, Florida	<i>Felis concolor coryi</i>	E	\$964.50	\$407.95	\$1,372.45	\$773.10	\$2,145.55

TABLE 1. REPORTED EXPENDITURES (\$000) FOR FY 1997 FOR ENDANGERED AND THREATENED SPECIES, NOT INCLUDING LAND ACQUISITION COSTS.

RANK	SPECIES (50 CFR Part 17)	SCIENTIFIC NAMES	STATUS	FWS TOTAL	OTHER FED	FED TOTAL	STATES TOTAL	SPECIES TOTAL	
102	Prairie dog, Utah	<i>Cynomys parvidens</i>	T	\$39.00	\$135.18	\$174.18	\$65.30	\$239.48	
60	Pronghorn, Sonoran	<i>Antilocapra americana sonoriensis</i>	E	\$48.30	\$573.80	\$622.10	\$30.00	\$652.10	
303	Rabbit, Lower Keys	<i>Sylvilagus palustris hefneri</i>	E	\$0.00	\$35.00	\$35.00	\$0.00	\$35.00	
1061	Rice rat (=silver rice rat)	<i>Oryzomys palustris natator</i>	E	\$0.00	\$0.00	\$0.00	\$0.00	\$0.00	
24	Sea-lion, Steller	<i>Eumetopias jubatus</i>	E, T	\$0.00	\$2,159.77	\$2,159.77	\$46.81	\$2,206.58	
1061	Seal, Caribbean monk	<i>Monachus tropicalis</i>	E	\$0.00	\$0.00	\$0.00	\$0.00	\$0.00	
1061	Seal, guadalupe fur	<i>Arctocephalus townsendi</i>	T	\$0.00	\$0.00	\$0.00	\$0.00	\$0.00	
63	Seal, Hawaiian monk	<i>Monachus schauinslandi</i>	E	\$0.00	\$612.00	\$612.00	\$0.00	\$612.00	
330	Shrew, Dismal Swamp southeastern	<i>Sorex longirostris fisheri</i>	T	\$2.00	\$24.50	\$26.50	\$3.00	\$29.50	
499	Squirrel, Carolina northern flying	<i>Glaucomys sabrinus coloratus</i>	E	\$11.20	\$2.60	\$13.80	\$3.00	\$16.80	
167	Squirrel, Delmarva Peninsula fox	<i>Sciurus niger cinereus</i>	E	\$17.00	\$80.00	\$97.00	\$11.60	\$108.60	
181	Squirrel, Mount Graham red	<i>Tamiasciurus hudsonicus grahamensis</i>	E	\$12.00	\$19.00	\$31.00	\$70.00	\$101.00	
210	Squirrel, Virginia northern flying	<i>Glaucomys sabrinus fuscus</i>	E	\$0.00	\$65.40	\$65.40	\$7.77	\$73.17	
314	Vole, Amargosa	<i>Microtus californicus scirpensis</i>	E	\$26.00	\$5.90	\$31.90	\$0.00	\$31.90	
914	Vole, Florida salt marsh	<i>Microtus pennsylvanicus dukecampbelli</i>	E	\$0.00	\$0.00	\$0.00	\$3.11	\$3.11	
317	Vole, Hualapai Mexican	<i>Microtus mexicanus hualpaiensis</i>	E	\$9.00	\$12.10	\$21.10	\$10.00	\$31.10	
106	Whale, blue	<i>Balaenoptera musculus</i>	E	\$0.00	\$230.00	\$230.00	\$1.25	\$231.25	
106	Whale, bowhead	<i>Balaena mysticetus</i>	E	\$0.00	\$230.00	\$230.00	\$1.25	\$231.25	
103	Whale, finback	<i>Balaenoptera physalus</i>	E	\$0.00	\$236.50	\$236.50	\$1.25	\$237.75	
100	Whale, gray	<i>Eschrichtius robustus</i>	E	\$0.00	\$2.39	\$2.39	\$1.25	\$3.64	
68	Whale, humpback	<i>Megaptera novaeangliae</i>	E	\$0.00	\$542.27	\$542.27	\$1.25	\$543.52	
21	Whale, right	<i>Balaena glacialis</i> (incl. <i>australis</i>)	E	\$0.00	\$2,402.00	\$2,402.00	\$1.25	\$2,403.25	
105	Whale, Sei	<i>Balaenoptera borealis</i>	E	\$0.00	\$231.50	\$231.50	\$1.25	\$232.75	
62	Whale, sperm	<i>Physeter macrocephalus</i> (=catodon)	E	\$0.00	\$614.70	\$614.70	\$1.25	\$615.95	
15	Wolf, gray	<i>Canis lupus</i>	E, T	\$1,501.47	\$1,660.60	\$3,162.07	\$437.78	\$3,599.85	
42	Wolf, red	<i>Canis rufus</i>	E	\$1,019.00	\$40.70	\$1,059.70	\$1.00	\$1,060.70	
1061	Woodrat, Key Largo	<i>Neotoma floridana smalli</i>	E	\$0.00	\$0.00	\$0.00	\$0.00	\$0.00	
	MAMMALS subtotals		species:	65	\$9,269.75	\$18,380.75	\$27,650.50	\$2,927.31	\$30,577.81
	BIRDS								
133	Blackbird, yellow-shouldered	<i>Agelaius xanthomus</i>	E	\$103.20	\$15.00	\$118.20	\$26.87	\$145.07	
197	Bobwhite, masked (quail)	<i>Colinus virginianus ridgwayi</i>	E	\$81.40	\$0.07	\$81.47	\$6.00	\$87.47	
319	Broadbill, Guam	<i>Myiagra freycineti</i>	E	\$30.50	\$0.00	\$30.50	\$0.00	\$30.50	
374	Caracara, Audubon's crested	<i>Polyborus plancus audubonii</i>	T	\$0.00	\$0.00	\$0.00	\$22.06	\$22.06	
40	Condor, California	<i>Gymnogyps californianus</i>	E	\$1,033.80	\$26.00	\$1,059.80	\$30.00	\$1,089.80	
155	Coot, Hawaiian (= 'alae-ke'oke'o)	<i>Fulica americana alai</i>	E	\$30.50	\$90.52	\$121.02	\$4.00	\$125.02	
50	Crane, Mississippi sandhill	<i>Grus canadensis pulla</i>	E	\$876.00	\$14.40	\$890.40	\$0.10	\$890.50	
19	Crane, whooping	<i>Grus americana</i>	E	\$314.90	\$2,387.24	\$2,702.14	\$107.51	\$2,809.65	
256	Creeper, Hawaii	<i>Oreomystis mana</i>	E	\$42.50	\$0.00	\$42.50	\$7.00	\$49.50	

TABLE 1. REPORTED EXPENDITURES (\$000) FOR FY 1997 FOR ENDANGERED AND THREATENED SPECIES, NOT INCLUDING LAND ACQUISITION COSTS.

RANK	SPECIES (50 CFR Part 17)	SCIENTIFIC NAMES	STATUS	FWS TOTAL	OTHER FED	FED TOTAL	STATES TOTAL	SPECIES TOTAL
508	Creeper, Molokai (=kakawahie)	<i>Paroreomyza flammea</i>	E	\$15.50	\$0.00	\$15.50	\$0.00	\$15.50
377	Creeper, Oahu (=alauwahio)	<i>Paroreomyza maculata</i>	E	\$15.50	\$6.10	\$21.60	\$0.00	\$21.60
93	Crow, Hawaiian (=alala)	<i>Corvus hawaiiensis</i>	E	\$202.50	\$18.80	\$221.30	\$70.00	\$291.30
83	Crow, Mariana	<i>Corvus kubaryi</i>	E	\$295.50	\$50.80	\$346.30	\$0.00	\$346.30
1001	Curlew, Eskimo	<i>Numenius borealis</i>	E	\$0.00	\$1.45	\$1.45	\$0.00	\$1.45
159	Duck, Hawaiian (=koloa)	<i>Anas wyvilliana</i>	E	\$30.50	\$88.43	\$118.93	\$2.00	\$120.93
728	Duck, Laysan	<i>Anas laysanensis</i>	E	\$2.50	\$1.90	\$4.40	\$0.00	\$4.40
10	Eagle, bald	<i>Haliaeetus leucocephalus</i>	T	\$1,077.12	\$3,359.48	\$4,436.60	\$801.37	\$5,237.96
98	Eider, spectacled	<i>Somateria fischeri</i>	T	\$135.19	\$136.90	\$272.09	\$2.00	\$274.09
112	Eider, Steller's	<i>Polysticta stelleri</i>	T	\$82.36	\$121.05	\$203.41	\$0.00	\$203.41
20	Falcon, American peregrine	<i>Falco peregrinus anatum</i>	E	\$472.59	\$1,808.23	\$2,280.82	\$319.97	\$2,600.79
91	Falcon, northern aplomado	<i>Falco femoralis septentrionalis</i>	E	\$105.50	\$216.30	\$321.80	\$0.50	\$322.30
600	Finch, Laysan (honeycreeper)	<i>Telespyza cantans</i>	E	\$2.50	\$5.80	\$8.30	\$0.00	\$8.30
947	Finch, Nihoa (honeycreeper)	<i>Telespyza ultima</i>	E	\$2.50	\$0.00	\$2.50	\$0.00	\$2.50
13	Flycatcher, southwestern willow	<i>Empidonax trailii extimus</i>	E	\$643.40	\$3,319.06	\$3,962.46	\$126.30	\$4,088.76
11	Gnatcatcher, coastal California	<i>Poliottila californica californica</i>	T	\$3,985.00	\$836.70	\$4,821.70	\$0.00	\$4,821.70
139	Goose, Aleutian Canada	<i>Branta canadensis leucopareia</i>	T	\$57.87	\$78.48	\$136.34	\$4.60	\$140.94
110	Goose, Hawaiian (=nene)	<i>Nesochen sandvicensis</i>	E	\$29.50	\$104.64	\$134.14	\$73.00	\$207.14
389	Hawk, Hawaiian (=io)	<i>Buteo solitarius</i>	E	\$15.50	\$5.00	\$20.50	\$0.00	\$20.50
567	Hawk, Puerto Rican broad-winged	<i>Buteo platypterus brunnescens</i>	E	\$9.00	\$1.70	\$10.70	\$0.00	\$10.70
565	Hawk, Puerto Rican sharp-shinned	<i>Accipiter striatus venator</i>	E	\$9.00	\$1.80	\$10.80	\$0.00	\$10.80
225	Honeycreeper, crested (=akohekohe)	<i>Palmeria dolei</i>	E	\$42.50	\$1.92	\$44.42	\$20.00	\$64.42
55	Jay, Florida scrub	<i>Aphelocoma coerulescens coerulescens</i>	T	\$275.00	\$565.20	\$840.20	\$16.77	\$856.97
266	Kingfisher, Guam Micronesian	<i>Halcyon cinnamomina cinnamomina</i>	E	\$30.50	\$14.00	\$44.50	\$0.00	\$44.50
217	Kite, Everglade snail	<i>Rostrhamus sociabilis plumbeus</i>	E	\$5.60	\$44.00	\$49.60	\$20.08	\$69.68
491	Mallard, Mariana	<i>Anas oustaleti</i>	E	\$17.50	\$0.00	\$17.50	\$0.00	\$17.50
171	Megapode, Micronesian (=La Perouse's)	<i>Megapodius laperouse</i>	E	\$87.00	\$20.00	\$107.00	\$0.00	\$107.00
947	Millerbird, Nihoa (old world warbler)	<i>Acrocephalus familiaris kingi</i>	E	\$2.50	\$0.00	\$2.50	\$0.00	\$2.50
319	Monarch, Tinian (old world flycatcher)	<i>Monarcha takatsukasae</i>	T	\$30.50	\$0.00	\$30.50	\$0.00	\$30.50
182	Moorhen, Hawaiian common	<i>Gallinula chloropus sandvicensis</i>	E	\$30.50	\$66.63	\$97.13	\$3.00	\$100.13
271	Moorhen, Mariana common	<i>Gallinula chloropus guami</i>	E	\$17.50	\$25.50	\$43.00	\$0.00	\$43.00
7	Murrelet, marbled	<i>Brachyramphus marmoratus marmoratus</i>	T	\$4,284.00	\$3,028.39	\$7,312.39	\$1,582.73	\$8,895.12
394	Nighthjar, Puerto Rican	<i>Caprimulgus noctitherus</i>	E	\$20.00	\$0.00	\$20.00	\$0.00	\$20.00
211	Nukupu'u (honeycreeper)	<i>Hemignathus lucidus</i>	E	\$73.00	\$0.00	\$73.00	\$0.00	\$73.00
31	Owl, Mexican spotted	<i>Strix occidentalis lucida</i>	T	\$273.80	\$1,014.70	\$1,288.50	\$78.30	\$1,366.80
4	Owl, northern spotted	<i>Strix occidentalis caurina</i>	T	\$4,497.00	\$7,556.54	\$12,053.54	\$1,413.89	\$13,467.43
39	Palila (honeycreeper)	<i>Loxioides bailleui</i>	E	\$72.50	\$1,020.00	\$1,092.50	\$9.00	\$1,101.50
168	Parrotbill, Maui (honeycreeper)	<i>Pseudonestor xanthophrys</i>	E	\$84.50	\$6.92	\$91.42	\$16.00	\$107.42
41	Parrot, Puerto Rican	<i>Amazona vittata</i>	E	\$995.00	\$49.30	\$1,044.30	\$30.60	\$1,074.90

TABLE 1. REPORTED EXPENDITURES (\$000) FOR FY 1997 FOR ENDANGERED AND THREATENED SPECIES, NOT INCLUDING LAND ACQUISITION COSTS.

RANK	SPECIES (50 CFR Part 17)	SCIENTIFIC NAMES	STATUS	FWS TOTAL	OTHER FED	FED TOTAL	STATES TOTAL	SPECIES TOTAL
108	Pelican, brown	<i>Pelecanus occidentalis</i>	E	\$160.80	\$67.37	\$228.17	\$2.10	\$230.27
285	Petrel, Hawaiian dark-rumped	<i>Pterodroma phaeopygia sandwichensis</i>	E	\$2.50	\$36.00	\$38.50	\$0.00	\$38.50
207	Pigeon, Puerto Rican plain	<i>Columba inornata wetmorei</i>	E	\$55.90	\$0.00	\$55.90	\$21.60	\$77.50
23	Plover, piping	<i>Charadrius melodus</i>	E, T	\$293.31	\$1,681.43	\$1,974.74	\$290.55	\$2,265.29
51	Plover, western snowy	<i>Charadrius alexandrinus nivosus</i>	T	\$97.00	\$757.80	\$854.80	\$28.62	\$883.41
190	Po'ouli (honeycreeper)	<i>Melamprosops phaeosoma</i>	E	\$57.50	\$0.00	\$57.50	\$36.00	\$93.50
99	Prairie-chicken, Attwater's greater	<i>Tympanuchus cupido attwateri</i>	E	\$201.50	\$60.50	\$262.00	\$2.60	\$264.60
77	Pygmy-owl, cactus ferruginous	<i>Glaucidium brasilianum cactorum</i>	E	\$234.90	\$147.00	\$381.90	\$47.00	\$428.90
79	Rail, California clapper	<i>Rallus longirostris obsoletus</i>	E	\$198.50	\$187.36	\$385.86	\$0.00	\$385.86
109	Rail, Guam	<i>Rallus owstoni</i>	E	\$200.50	\$15.00	\$215.50	\$0.00	\$215.50
165	Rail, light-footed clapper	<i>Rallus longirostris levipes</i>	E	\$88.00	\$26.41	\$114.41	\$0.00	\$114.41
119	Rail, Yuma clapper	<i>Rallus longirostris yumanensis</i>	E	\$41.00	\$134.19	\$175.19	\$10.00	\$185.19
402	Shearwater, Newell's Townsend's (formerly Man	<i>Puffinus auricularis newelli</i>	T	\$2.50	\$9.89	\$12.39	\$7.00	\$19.39
46	Shrike, San Clemente loggerhead	<i>Lanius ludovicianus mearnsi</i>	E	\$34.00	\$966.51	\$1,000.51	\$0.00	\$1,000.51
121	Sparrow, Cape Sable seaside	<i>Ammodramus maritimus mirabilis</i>	E	\$125.00	\$55.00	\$180.00	\$0.00	\$180.00
128	Sparrow, Florida grasshopper	<i>Ammodramus savannarum floridanus</i>	E	\$62.00	\$103.63	\$165.63	\$2.00	\$167.63
581	Sparrow, San Clemente sage	<i>Amphispiza belli clementeae</i>	T	\$2.00	\$7.50	\$9.50	\$0.00	\$9.50
122	Stilt, Hawaiian (=ae`o)	<i>Himantopus mexicanus knudseni</i>	E	\$30.50	\$137.65	\$168.15	\$9.50	\$177.65
86	Stork, wood	<i>Mycteria americana</i>	E	\$255.00	\$61.29	\$316.29	\$16.20	\$332.49
544	Swiftlet, Mariana gray (=vanikoro)	<i>Aerodramus vanikorensis bartschi</i>	E	\$2.50	\$10.00	\$12.50	\$0.00	\$12.50
38	Tern, California least	<i>Sterna antillarum browni</i>	E	\$201.60	\$932.38	\$1,133.98	\$0.00	\$1,133.98
57	Tern, least (interior)	<i>Sterna antillarum</i>	E	\$59.52	\$699.76	\$759.27	\$31.78	\$791.05
157	Tern, roseate	<i>Sterna dougallii dougallii</i>	E, T	\$46.00	\$65.68	\$111.68	\$11.40	\$123.08
508	Thrush, large Kauai	<i>Myadestes myadestinus</i>	E	\$15.50	\$0.00	\$15.50	\$0.00	\$15.50
508	Thrush, Molokai (=oloma`o)	<i>Myadestes lanaiensis rutha</i>	E	\$15.50	\$0.00	\$15.50	\$0.00	\$15.50
222	Thrush, small Kauai (=puaiohi)	<i>Myadestes palmeri</i>	E	\$58.00	\$0.00	\$58.00	\$8.00	\$66.00
300	Towhee, Inyo California (=brown)	<i>Pipilo crissalis eremophilus</i>	T	\$26.00	\$9.90	\$35.90	\$0.00	\$35.90
49	Vireo, black-capped	<i>Vireo atricapillus</i>	E	\$89.60	\$841.70	\$931.30	\$5.03	\$936.33
47	Vireo, least Bell's	<i>Vireo bellii pusillus</i>	E	\$259.50	\$716.39	\$975.89	\$0.00	\$975.89
1042	Warbler, Bachman's	<i>Vermivora bachmanii</i>	E	\$0.20	\$0.35	\$0.55	\$0.00	\$0.55
48	Warbler, golden-cheeked	<i>Dendroica chrysoparia</i>	E	\$95.00	\$857.70	\$952.70	\$2.20	\$954.90
65	Warbler, Kirtland's	<i>Dendroica kirtlandii</i>	E	\$191.80	\$295.60	\$487.40	\$90.30	\$577.70
313	Warbler, nightingale reed	<i>Acrocephalus luscini</i>	E	\$32.00	\$0.00	\$32.00	\$0.00	\$32.00
319	White-eye, bridled	<i>Zosterops conspicillatus conspicillatus</i>	E	\$30.50	\$0.00	\$30.50	\$0.00	\$30.50
1061	Woodpecker, ivory-billed	<i>Campephilus principalis</i>	E	\$0.00	\$0.00	\$0.00	\$0.00	\$0.00
5	Woodpecker, red-cockaded	<i>Picoides borealis</i>	E	\$1,313.50	\$10,651.23	\$11,964.73	\$91.18	\$12,055.91
389	Akepa, Hawaii (honeycreeper)	<i>Loxops coccineus coccineus</i>	E	\$15.50	\$0.00	\$15.50	\$5.00	\$20.50
238	Akepa, Maui (honeycreeper)	<i>Loxops coccineus ochraceus</i>	E	\$57.50	\$0.00	\$57.50	\$0.00	\$57.50
508	Akialoa, Kauai (honeycreeper)	<i>Hemignathus procerus</i>	E	\$15.50	\$0.00	\$15.50	\$0.00	\$15.50

TABLE 1. REPORTED EXPENDITURES (\$000) FOR FY 1997 FOR ENDANGERED AND THREATENED SPECIES, NOT INCLUDING LAND ACQUISITION COSTS.

RANK	SPECIES (50 CFR Part 17)	SCIENTIFIC NAMES	STATUS	FWS TOTAL	OTHER FED	FED TOTAL	STATES TOTAL	SPECIES TOTAL
389	'Akiapola'au (honeycreeper)	Hemignathus munroi	E	\$15.50	\$0.00	\$15.50	\$5.00	\$20.50
508	'O'o, Kauai (= 'o'o 'a'a) (honeyeater)	Moho braccatus	E	\$15.50	\$0.00	\$15.50	\$0.00	\$15.50
508	'O'u (honeycreeper)	Psittirostra psittacea	E	\$15.50	\$0.00	\$15.50	\$0.00	\$15.50
	BIRDS subtotals		species:	90	\$25,254.85	\$45,644.11	\$70,898.96	\$5,516.71
	REPTILES							
963	Anole, Culebra Island giant	Anolis roosevelti	E	\$2.00	\$0.00	\$2.00	\$0.00	\$2.00
621	Boa, Mona	Epicrates monensis monensis	T	\$6.00	\$0.00	\$6.00	\$1.00	\$7.00
362	Boa, Puerto Rican	Epicrates inornatus	E	\$15.00	\$8.30	\$23.30	\$0.00	\$23.30
560	Boa, Virgin Islands tree	Epicrates monensis granti	E	\$10.00	\$0.00	\$10.00	\$1.50	\$11.50
235	Crocodile, American	Crocodylus acutus	E	\$37.00	\$19.00	\$56.00	\$2.96	\$58.96
384	Gecko, Monito	Sphaerodactylus micropithecus	E	\$8.80	\$0.00	\$8.80	\$12.30	\$21.10
501	Iguana, Mona ground	Cyclura stejnegeri	T	\$15.00	\$0.00	\$15.00	\$1.60	\$16.60
126	Lizard, blunt-nosed leopard	Gambelia silus	E	\$97.00	\$72.17	\$169.17	\$0.00	\$169.17
250	Lizard, Coachella Valley fringe-toed	Uma inornata	T	\$35.50	\$17.00	\$52.50	\$0.00	\$52.50
252	Lizard, Island night	Xantusia riversiana	T	\$35.00	\$17.05	\$52.05	\$0.00	\$52.05
749	Lizard, St. Croix ground	Ameiva polops	E	\$4.00	\$0.00	\$4.00	\$0.00	\$4.00
227	Rattlesnake, New Mexican ridge-nosed	Crotalus willardi obscurus	T	\$7.70	\$6.40	\$14.10	\$50.16	\$64.26
1061	Skink, bluetail mole	Eumeces egregius lividus	T	\$0.00	\$0.00	\$0.00	\$0.00	\$0.00
739	Skink, sand	Neoseps reynoldsi	T	\$0.00	\$4.20	\$4.20	\$0.00	\$4.20
714	Snake, Atlantic salt marsh	Nerodia clarkii taeniata	T	\$1.10	\$0.00	\$1.10	\$3.63	\$4.73
946	Snake, Concho water	Nerodia paucimaculata	T	\$2.00	\$0.60	\$2.60	\$0.00	\$2.60
1020	Snake, copperbelly water (northern pop.)	Nerodia erythrogaster neglecta	T	\$1.00	\$0.00	\$1.00	\$0.00	\$1.00
160	Snake, eastern indigo	Drymarchon corais couperi	T	\$57.50	\$60.50	\$118.00	\$0.55	\$118.55
54	Snake, giant garter	Thamnophis gigas	T	\$129.00	\$746.59	\$875.59	\$0.00	\$875.59
178	Snake, San Francisco garter	Thamnophis sirtalis tetrataenia	E	\$56.00	\$46.90	\$102.90	\$0.00	\$102.90
9	Tortoise, desert	Gopherus agassizii	T	\$903.50	\$4,785.58	\$5,689.08	\$23.80	\$5,712.88
52	Tortoise, gopher	Gopherus polyphemus	T	\$30.00	\$840.00	\$870.00	\$8.00	\$878.00
215	Turtle, Alabama redbelly (=red-bellied)	Pseudemys alabamensis	E	\$15.50	\$51.00	\$66.50	\$3.80	\$70.30
1061	Turtle, flattened musk	Sternotherus depressus	T	\$0.00	\$0.00	\$0.00	\$0.00	\$0.00
22	Turtle, green sea	Chelonia mydas	E, T	\$287.90	\$1,999.64	\$2,287.54	\$6.30	\$2,293.84
64	Turtle, hawksbill sea (=carey)	Eretmochelys imbricata	E	\$48.60	\$535.77	\$584.37	\$5.90	\$590.27
34	Turtle, Kemp's ridley sea	Lepidochelys kempii	E	\$197.50	\$1,089.72	\$1,287.22	\$6.45	\$1,293.67
45	Turtle, leatherback sea	Dermochelys coriacea	E	\$250.60	\$762.13	\$1,012.73	\$8.20	\$1,020.93
27	Turtle, loggerhead sea	Caretta caretta	T	\$424.30	\$1,491.78	\$1,916.08	\$202.40	\$2,118.48
100	Turtle, olive ridley sea	Lepidochelys olivacea	E, T	\$33.50	\$227.00	\$260.50	\$4.00	\$264.50
546	Turtle, Plymouth redbelly (=red-bellied)	Pseudemys rubriventris bangsi	E	\$3.00	\$0.00	\$3.00	\$9.40	\$12.40
258	Turtle, ringed map (=sawback)	Graptemys oculifera	T	\$46.50	\$0.70	\$47.20	\$2.00	\$49.20
265	Turtle, yellow-blotched map (=sawback)	Graptemys flavimaculata	T	\$0.00	\$42.73	\$42.73	\$2.00	\$44.73

TABLE 1. REPORTED EXPENDITURES (\$000) FOR FY 1997 FOR ENDANGERED AND THREATENED SPECIES, NOT INCLUDING LAND ACQUISITION COSTS.

RANK	SPECIES (50 CFR Part 17)	SCIENTIFIC NAMES	STATUS	FWS TOTAL	OTHER FED	FED TOTAL	STATES TOTAL	SPECIES TOTAL	
REPTILES subtotals			species:	33	\$2,760.50	\$12,824.75	\$15,585.25	\$355.95	\$15,941.20
AMPHIBIANS									
520	Coqui, golden	Eleutherodactylus jasperi	T	\$15.00	\$0.00	\$15.00	\$0.00	\$15.00	
58	Frog, California red-legged	Rana aurora draytonii	T	\$467.50	\$269.76	\$737.26	\$0.00	\$737.26	
621	Guajon	Eleutherodactylus cooki	T	\$7.00	\$0.00	\$7.00	\$0.00	\$7.00	
140	Salamander, Barton Springs	Eurycea sosorum	E	\$60.50	\$80.00	\$140.50	\$0.00	\$140.50	
376	Salamander, Cheat Mountain	Plethodon nettingi	T	\$2.00	\$17.00	\$19.00	\$2.88	\$21.88	
957	Salamander, desert slender	Batrachoseps aridus	E	\$2.00	\$0.19	\$2.19	\$0.00	\$2.19	
386	Salamander, Red Hills	Phaeognathus hubrichti	T	\$15.00	\$6.00	\$21.00	\$0.00	\$21.00	
154	Salamander, San Marcos	Eurycea nana	T	\$100.40	\$25.00	\$125.40	\$1.30	\$126.70	
260	Salamander, Santa Cruz long-toed	Ambystoma macrodactylum croceum	E	\$38.50	\$10.00	\$48.50	\$0.00	\$48.50	
947	Salamander, Shenandoah	Plethodon shenandoah	E	\$0.00	\$2.00	\$2.00	\$0.50	\$2.50	
332	Salamander, Sonoran tiger	Ambystoma tigrinum stebbinsi	E	\$0.00	\$9.90	\$9.90	\$18.00	\$27.90	
174	Salamander, Texas blind	Typhlomolge rathbuni	E	\$81.20	\$25.00	\$106.20	\$0.00	\$106.20	
70	Toad, Arroyo southwestern	Bufo microscaphus californicus	E	\$207.50	\$327.70	\$535.20	\$0.00	\$535.20	
318	Toad, Houston	Bufo houstonensis	E	\$12.00	\$4.80	\$16.80	\$14.00	\$30.80	
266	Toad, Puerto Rican crested	Peltophryne lemur	T	\$14.00	\$30.00	\$44.00	\$0.50	\$44.50	
186	Toad, Wyoming	Bufo hemiophrys baxteri	E	\$46.38	\$1.30	\$47.68	\$48.67	\$96.35	
AMPHIBIANS subtotals			species:	16	\$1,068.98	\$808.65	\$1,877.63	\$85.85	\$1,963.48
FISHES									
233	Catfish, Yaqui	Ictalurus pricei	T	\$55.10	\$0.00	\$55.10	\$4.00	\$59.10	
531	Cavefish, Alabama	Speoplatyrhinus poulsoni	E	\$10.60	\$0.00	\$10.60	\$3.00	\$13.60	
329	Cavefish, Ozark	Amblyopsis rosae	T	\$20.80	\$3.63	\$24.43	\$5.40	\$29.83	
30	Chub, bonytail	Gila elegans	E	\$307.36	\$1,269.60	\$1,576.96	\$20.30	\$1,597.26	
610	Chub, Borax Lake	Gila boraxobius	E	\$4.00	\$3.50	\$7.50	\$0.20	\$7.70	
383	Chub, Chihuahua	Gila nigrescens	T	\$17.50	\$3.00	\$20.50	\$0.63	\$21.13	
32	Chub, humpback	Gila cypha	E	\$121.36	\$1,206.60	\$1,327.96	\$16.30	\$1,344.26	
354	Chub, Hutton tui	Gila bicolor ssp.	T	\$25.00	\$0.50	\$25.50	\$0.00	\$25.50	
245	Chub, Mohave tui	Gila bicolor mohavensis	E	\$1.00	\$53.00	\$54.00	\$0.00	\$54.00	
135	Chub, Oregon	Oregonichthys crameri	E	\$42.00	\$90.00	\$132.00	\$11.67	\$143.67	
223	Chub, Owens tui	Gila bicolor snyderi	E	\$65.00	\$0.80	\$65.80	\$0.00	\$65.80	
288	Chub, Pahrangat roundtail (=bonytail)	Gila robusta jordani	E	\$26.70	\$1.50	\$28.20	\$10.00	\$38.20	
956	Chub, slender	Erimystax cahni	T	\$0.10	\$0.30	\$0.40	\$2.00	\$2.40	
209	Chub, Sonora	Gila ditaenia	T	\$3.00	\$39.33	\$42.33	\$32.00	\$74.33	
556	Chub, spotfin (=turquoise shiner)	Cyprinella monacha	T	\$4.00	\$1.62	\$5.62	\$6.00	\$11.62	
75	Chub, Virgin River	Gila robusta semidnuda	E	\$409.70	\$40.75	\$450.45	\$16.80	\$467.25	
255	Chub, Yaqui	Gila purpurea	E	\$44.00	\$2.15	\$46.15	\$4.00	\$50.15	

TABLE 1. REPORTED EXPENDITURES (\$000) FOR FY 1997 FOR ENDANGERED AND THREATENED SPECIES, NOT INCLUDING LAND ACQUISITION COSTS.

RANK	SPECIES (50 CFR Part 17)	SCIENTIFIC NAMES	STATUS	FWS TOTAL	OTHER FED	FED TOTAL	STATES TOTAL	SPECIES TOTAL
97	Cui-ui	Chasmistes cujus	E	\$13.00	\$262.00	\$275.00	\$0.00	\$275.00
365	Dace, Ash Meadows speckled	Rhinichthys osculus nevadensis	E	\$4.00	\$14.10	\$18.10	\$4.80	\$22.90
276	Dace, blackside	Phoxinus cumberlandensis	T	\$15.40	\$25.00	\$40.40	\$1.00	\$41.40
200	Dace, Clover Valley speckled	Rhinichthys osculus oligoporus	E	\$80.00	\$0.00	\$80.00	\$3.00	\$83.00
163	Dace, desert	Eremichthys acros	T	\$80.00	\$30.50	\$110.50	\$5.60	\$116.10
337	Dace, Foskett speckled	Rhinichthys osculus ssp.	T	\$25.00	\$2.00	\$27.00	\$0.00	\$27.00
198	Dace, Independence Valley speckled	Rhinichthys osculus lethoporus	E	\$80.00	\$0.00	\$80.00	\$4.00	\$84.00
662	Dace, Kendall Warm Springs	Rhinichthys osculus thermalis	E	\$0.56	\$5.30	\$5.86	\$0.00	\$5.86
378	Dace, Moapa	Moapa coriacea	E	\$4.00	\$14.50	\$18.50	\$3.00	\$21.50
360	Darter, amber	Percina antesella	E	\$21.60	\$0.95	\$22.55	\$2.00	\$24.55
507	Darter, bayou	Etheostoma rubrum	T	\$12.00	\$1.53	\$13.53	\$2.00	\$15.53
1005	Darter, bluemask (=jewel)	Etheostoma (Doration) sp.	E	\$0.00	\$0.30	\$0.30	\$1.00	\$1.30
411	Darter, boulder (=Elk River)	Etheostoma wapiti	E	\$11.40	\$2.30	\$13.70	\$5.00	\$18.70
303	Darter, Cherokee	Etheostoma (Ulocentra) sp.	T	\$35.00	\$0.00	\$35.00	\$0.00	\$35.00
542	Darter, duskytail	Etheostoma (Catonotus) sp.	E	\$10.00	\$0.60	\$10.60	\$2.00	\$12.60
95	Darter, Etowah	Etheostoma etowahae	E	\$25.00	\$253.00	\$278.00	\$0.00	\$278.00
73	Darter, fountain	Etheostoma fonticola	E	\$466.50	\$26.00	\$492.50	\$0.00	\$492.50
244	Darter, goldline	Percina aurolineata	T	\$23.00	\$31.35	\$54.35	\$0.00	\$54.35
218	Darter, leopard	Percina pantherina	T	\$60.00	\$9.60	\$69.60	\$0.00	\$69.60
1061	Darter, Maryland	Etheostoma sellare	E	\$0.00	\$0.00	\$0.00	\$0.00	\$0.00
201	Darter, Niangua	Etheostoma nianguae	T	\$0.00	\$7.14	\$7.14	\$75.82	\$82.96
71	Darter, Okaloosa	Etheostoma okaloosae	E	\$4.00	\$519.00	\$523.00	\$0.00	\$523.00
1047	Darter, relict	Etheostoma chienense	E	\$0.40	\$0.00	\$0.40	\$0.00	\$0.40
733	Darter, slackwater	Etheostoma boschungii	T	\$0.30	\$2.00	\$2.30	\$2.00	\$4.30
448	Darter, snail	Percina tanasi	T	\$0.00	\$16.00	\$16.00	\$2.00	\$18.00
678	Darter, watercress	Etheostoma nuchale	E	\$5.50	\$0.00	\$5.50	\$0.00	\$5.50
540	Gambusia, Big Bend	Gambusia gaigei	E	\$12.90	\$0.00	\$12.90	\$0.00	\$12.90
1061	Gambusia, Clear Creek	Gambusia heterochir	E	\$0.00	\$0.00	\$0.00	\$0.00	\$0.00
303	Gambusia, Pecos	Gambusia nobilis	E	\$31.50	\$3.50	\$35.00	\$0.00	\$35.00
285	Gambusia, San Marcos	Gambusia georgei	E	\$13.50	\$25.00	\$38.50	\$0.00	\$38.50
195	Goby, tidewater	Eucyclogobius newberryi	E	\$8.00	\$81.50	\$89.50	\$0.00	\$89.50
341	Logperch, Conasauga	Percina jenkinsi	E	\$21.60	\$3.90	\$25.50	\$1.00	\$26.50
179	Logperch, Roanoke	Percina rex	E	\$20.00	\$60.20	\$80.20	\$22.00	\$102.20
184	Madtom, Neosho	Noturus placidus	T	\$31.15	\$52.00	\$83.15	\$15.50	\$98.65
1018	Madtom, pygmy	Noturus stanauli	E	\$0.10	\$0.00	\$0.10	\$1.00	\$1.10
1061	Madtom, Scioto	Noturus trautmani	E	\$0.00	\$0.00	\$0.00	\$0.00	\$0.00
646	Madtom, Smoky	Noturus baileyi	E	\$0.00	\$4.30	\$4.30	\$2.00	\$6.30
506	Madtom, yellowfin	Noturus flavipinnis	T	\$4.20	\$3.70	\$7.90	\$8.00	\$15.90
127	Minnow, loach	Rhinichthys cobitis	T	\$44.10	\$123.22	\$167.32	\$1.00	\$168.32

TABLE 1. REPORTED EXPENDITURES (\$000) FOR FY 1997 FOR ENDANGERED AND THREATENED SPECIES, NOT INCLUDING LAND ACQUISITION COSTS.

RANK	SPECIES (50 CFR Part 17)	SCIENTIFIC NAMES	STATUS	FWS TOTAL	OTHER FED	FED TOTAL	STATES TOTAL	SPECIES TOTAL
84	Minnnow, Rio Grande silvery	Hybognathus amarus	E	\$151.50	\$189.30	\$340.80	\$1.00	\$341.80
621	Poolfish, Pahrump	Empetrichthys latos	E	\$4.00	\$1.00	\$5.00	\$2.00	\$7.00
247	Pupfish, Ash Meadows Amargosa	Cyprinodon nevadensis mionectes	E	\$37.50	\$14.10	\$51.60	\$2.00	\$53.60
947	Pupfish, Comanche Springs	Cyprinodon elegans	E	\$0.00	\$2.50	\$2.50	\$0.00	\$2.50
152	Pupfish, desert	Cyprinodon macularius	E	\$93.90	\$18.27	\$112.17	\$16.00	\$128.17
527	Pupfish, Devils Hole	Cyprinodon diabolis	E	\$4.00	\$4.30	\$8.30	\$5.70	\$14.00
355	Pupfish, Leon Springs	Cyprinodon bovinus	E	\$25.40	\$0.00	\$25.40	\$0.00	\$25.40
228	Pupfish, Owens	Cyprinodon radiosus	E	\$62.00	\$1.20	\$63.20	\$0.00	\$63.20
669	Pupfish, Warm Springs	Cyprinodon nevadensis pectoralis	E	\$4.00	\$1.60	\$5.60	\$0.00	\$5.60
16	Salmon, chinook, Sacramento R. winter run	Oncorhynchus tshawytscha	T	\$22.00	\$2,738.39	\$2,760.39	\$519.00	\$3,279.39
2	Salmon, chinook, Snake R. fall run	Oncorhynchus tshawytscha	T	\$20.00	\$25,635.96	\$25,655.96	\$0.00	\$25,655.96
1	Salmon, chinook, Snake R. spring/summer run	Oncorhynchus tshawytscha	T	\$10.00	\$28,487.27	\$28,497.27	\$48.00	\$28,545.27
18	Salmon, coho, CA ESU	Oncorhynchus (=Salmo) kisutch	T	\$5.00	\$2,917.88	\$2,922.88	\$0.00	\$2,922.88
6	Salmon, coho, OR and CA ESU	Oncorhynchus (=Salmo) kisutch	T	\$5.00	\$11,861.18	\$11,866.18	\$0.00	\$11,866.18
3	Salmon, sockeye (=red, =blueback), Snake R.	Oncorhynchus nerka	E	\$0.00	\$18,029.44	\$18,029.44	\$22.00	\$18,051.44
1061	Sculpin, pygmy	Cottus pygmaeus	T	\$0.00	\$0.00	\$0.00	\$0.00	\$0.00
312	Shiner, beautiful	Cyprinella formosa	T	\$28.20	\$0.00	\$28.20	\$4.00	\$32.20
229	Shiner, blue	Cyprinella caerulea	T	\$30.00	\$31.55	\$61.55	\$1.00	\$62.55
1043	Shiner, Cahaba	Notropis cahabae	E	\$0.00	\$0.50	\$0.50	\$0.00	\$0.50
393	Shiner, Cape Fear	Notropis mekistocholas	E	\$10.80	\$4.34	\$15.14	\$5.00	\$20.14
323	Shiner, Palezone	Notropis sp.	E	\$13.30	\$11.10	\$24.40	\$6.00	\$30.40
69	Shiner, Pecos bluntnose	Notropis simus pecosensis	T	\$108.50	\$432.40	\$540.90	\$0.00	\$540.90
977	Silverside, Waccamaw	Menidia extensa	T	\$0.00	\$0.00	\$0.00	\$1.50	\$1.50
80	Smelt, delta	Hypomesus transpacificus	T	\$364.00	\$20.15	\$384.15	\$0.00	\$384.15
193	Spikedace	Meda fulgida	T	\$16.50	\$68.39	\$84.89	\$5.50	\$90.39
581	Spinedace, Big Spring	Lepidomeda mollispinis pratensis	T	\$9.00	\$0.50	\$9.50	\$0.00	\$9.50
132	Spinedace, Little Colorado	Lepidomeda vittata	T	\$7.00	\$41.42	\$48.42	\$100.00	\$148.42
294	Spinedace, White River	Lepidomeda albivallis	E	\$27.00	\$0.50	\$27.50	\$9.90	\$37.40
567	Springfish, Hiko White River	Crenichthys baileyi grandis	E	\$4.00	\$0.70	\$4.70	\$6.00	\$10.70
166	Springfish, Railroad Valley	Crenichthys nevadae	T	\$91.50	\$16.50	\$108.00	\$4.00	\$112.00
341	Springfish, White River	Crenichthys baileyi baileyi	E	\$8.50	\$15.00	\$23.50	\$3.00	\$26.50
12	Squawfish, Colorado	Ptychocheilus lucius	E	\$414.36	\$3,993.11	\$4,407.47	\$12.30	\$4,419.77
204	Stickleback, unarmored threespine	Gasterosteus aculeatus williamsoni	E	\$1.00	\$79.40	\$80.40	\$0.00	\$80.40
101	Sturgeon, Gulf	Acipenser oxyrhynchus desotoi	T	\$149.80	\$82.60	\$232.40	\$21.38	\$253.78
33	Sturgeon, pallid	Scaphirhynchus albus	E	\$438.47	\$845.69	\$1,284.15	\$51.05	\$1,335.20
43	Sturgeon, shortnose	Acipenser brevirostrum	E	\$711.00	\$331.86	\$1,042.86	\$0.00	\$1,042.86
17	Sturgeon, white (Kootenai River pop.)	Acipenser transmontanus	E	\$17.00	\$3,167.37	\$3,184.37	\$4.00	\$3,188.37
44	Sucker, June	Chasmistes liorus	E	\$40.00	\$1,000.17	\$1,040.17	\$0.30	\$1,040.47
36	Sucker, Lost River	Deltistes luxatus	E	\$91.50	\$1,098.97	\$1,190.47	\$2.00	\$1,192.47

TABLE 1. REPORTED EXPENDITURES (\$000) FOR FY 1997 FOR ENDANGERED AND THREATENED SPECIES, NOT INCLUDING LAND ACQUISITION COSTS.

RANK	SPECIES (50 CFR Part 17)	SCIENTIFIC NAMES	STATUS	FWS TOTAL	OTHER FED	FED TOTAL	STATES TOTAL	SPECIES TOTAL	
343	Sucker, Modoc	Catostomus microps	E	\$4.50	\$21.87	\$26.37	\$0.00	\$26.37	
8	Sucker, razorback	Xyrauchen texanus	E	\$1,161.96	\$4,572.04	\$5,734.00	\$48.30	\$5,782.30	
37	Sucker, shortnose	Chasmistes brevirostris	E	\$90.50	\$1,046.90	\$1,137.40	\$2.00	\$1,139.40	
116	Sucker, Warner	Catostomus warnerensis	T	\$47.20	\$143.00	\$190.20	\$2.00	\$192.20	
123	Topminnow, Gila (incl. Yaqui)	Poeciliopsis occidentalis	E	\$70.90	\$32.45	\$103.35	\$72.00	\$175.35	
94	Trout, Apache (=Arizona)	Oncorhynchus apache	T	\$220.30	\$30.73	\$251.03	\$30.00	\$281.03	
147	Trout, Gila	Oncorhynchus gilae	E	\$110.10	\$11.10	\$121.20	\$15.00	\$136.20	
241	Trout, greenback cutthroat	Oncorhynchus clarki stomias	T	\$16.20	\$39.50	\$55.70	\$0.00	\$55.70	
35	Trout, Lahontan cutthroat	Oncorhynchus clarki henshawi	T	\$302.00	\$743.10	\$1,045.10	\$215.30	\$1,260.40	
281	Trout, Little Kern golden	Oncorhynchus aguabonita whitei	T	\$6.50	\$34.10	\$40.60	\$0.00	\$40.60	
678	Trout, Paiute cutthroat	Oncorhynchus clarki seleniris	T	\$5.50	\$0.00	\$5.50	\$0.00	\$5.50	
25	Trout, Umpqua River cutthroat	Oncorhynchus clarki clarki	E	\$0.00	\$1,926.50	\$1,926.50	\$220.00	\$2,146.50	
74	Woundfin	Plagopterus argentissimus	E	\$437.60	\$36.75	\$474.35	\$7.30	\$481.65	
	FISHES subtotals								
			species:	108	\$7,819.91	\$114,079.41	\$121,899.32	\$1,760.54	\$123,659.86
	VERTEBRATES subtotals		species:	312	\$46,173.98	\$191,737.68	\$237,911.66	\$10,646.37	\$248,558.02
	INVERTEBRATES								
408	Acornshell, southern	Epioblasma othcaloogensis	E	\$13.00	\$4.80	\$17.80	\$1.00	\$18.80	
916	Bean, purple (=Fine-rayed purple pearly mussel)	Villosa perpurpurea	E	\$3.00	\$0.00	\$3.00	\$0.00	\$3.00	
191	Clubshell	Pleurobema clava	E	\$48.50	\$1.21	\$49.71	\$42.32	\$92.03	
900	Clubshell, black (=Curtus' mussel)	Pleurobema curtum	E	\$3.00	\$0.25	\$3.25	\$0.20	\$3.45	
520	Clubshell, ovate	Pleurobema perovatum	E	\$4.30	\$9.50	\$13.80	\$1.20	\$15.00	
359	Clubshell, southern	Pleurobema decisum	E	\$14.30	\$9.35	\$23.65	\$1.20	\$24.85	
592	Combshell, Cumberlandian	Epioblasma brevidens	E	\$7.00	\$0.10	\$7.10	\$1.61	\$8.71	
900	Combshell, southern (=penitent mussel)	Epioblasma penita	E	\$3.00	\$0.25	\$3.25	\$0.20	\$3.45	
400	Combshell, upland	Epioblasma metastrata	E	\$13.00	\$5.40	\$18.40	\$1.00	\$19.40	
523	Elktoe, Appalachian	Alasmidonta raveneliana	E	\$9.80	\$1.10	\$10.90	\$4.00	\$14.90	
688	Elktoe, Cumberland	Alasmidonta atropurpurea	E	\$4.30	\$0.95	\$5.25	\$0.00	\$5.25	
634	Fanshell	Cyprogenia stegaria	E	\$3.00	\$1.21	\$4.21	\$2.51	\$6.72	
711	Fatmucket, Arkansas	Lampsilis powelli	T	\$3.00	\$1.85	\$4.85	\$0.00	\$4.85	
571	Heelsplitter, Carolina	Lasmigona decorata	E	\$6.80	\$2.36	\$9.16	\$1.50	\$10.66	
299	Heelsplitter, inflated	Potamilus inflatus	T	\$35.50	\$0.75	\$36.25	\$0.20	\$36.45	
392	Kidneyshell, triangular	Ptychobranthus greeni	E	\$13.00	\$6.40	\$19.40	\$1.00	\$20.40	
911	Lampmussel, Alabama (=Pearly mussel, Alabama)	Lampsilis virescens	E	\$3.00	\$0.35	\$3.35	\$0.00	\$3.35	
396	Moccasinshell, Alabama	Medionidus acutissimus	T	\$15.50	\$4.10	\$19.60	\$0.20	\$19.80	
381	Moccasinshell, Coosa	Medionidus parvulus	E	\$13.00	\$8.20	\$21.20	\$0.00	\$21.20	
580	Mucket, orange-nacre	Lampsilis perovalis	T	\$3.00	\$6.70	\$9.70	\$0.20	\$9.90	
149	Mussel, dwarf wedge	Alasmidonta heterodon	E	\$74.80	\$32.05	\$106.85	\$25.90	\$132.75	
599	Mussel, oyster	Epioblasma capsaeformis	E	\$6.60	\$0.10	\$6.70	\$1.61	\$8.31	

TABLE 1. REPORTED EXPENDITURES (\$000) FOR FY 1997 FOR ENDANGERED AND THREATENED SPECIES, NOT INCLUDING LAND ACQUISITION COSTS.

RANK	SPECIES (50 CFR Part 17)	SCIENTIFIC NAMES	STATUS	FWS TOTAL	OTHER FED	FED TOTAL	STATES TOTAL	SPECIES TOTAL
712	Mussel, ring pink (=golf stick pearly)	Obovaria retusa	E	\$3.40	\$0.00	\$3.40	\$1.36	\$4.76
232	Mussel, winged mapleleaf	Quadrula fragosa	E	\$23.10	\$33.26	\$56.36	\$3.50	\$59.86
591	Pearlshell, Louisiana	Margaritifera hembeli	T	\$3.00	\$5.87	\$8.87	\$0.00	\$8.87
651	Pearlymussel, Appalachian monkeyface	Quadrula sparsa	E	\$3.00	\$0.00	\$3.00	\$3.00	\$6.00
595	Pearlymussel, birdwing	Conradilla caelata	E	\$3.30	\$2.20	\$5.50	\$3.00	\$8.50
621	Pearlymussel, cracking	Hemistena lata	E	\$3.00	\$2.00	\$5.00	\$2.00	\$7.00
398	Pearlymussel, Cumberland bean	Villosa trabalis	E	\$15.40	\$0.00	\$15.40	\$4.27	\$19.67
333	Pearlymussel, Cumberland monkeyface	Quadrula intermedia	E	\$3.60	\$20.90	\$24.50	\$3.00	\$27.50
1740	Pearlymussel, Curtis'	Epioblasma florentina curtisi	E	\$0.00	\$0.70	\$0.70	\$0.00	\$0.70
686	Pearlymussel, dromedary	Dromus dromas	E	\$3.30	\$0.00	\$3.30	\$2.00	\$5.30
686	Pearlymussel, green-blossom	Epioblasma torulosa gubernaculum	E	\$3.30	\$0.00	\$3.30	\$2.00	\$5.30
143	Pearlymussel, Higgins' eye	Lampsilis higginsii	E	\$28.50	\$100.00	\$128.50	\$10.51	\$139.01
104	Pearlymussel, little-wing	Pegias fabula	E	\$14.10	\$213.62	\$227.72	\$8.27	\$236.00
88	Pearlymussel, orange-foot pimpleback	Plethobasus cooperianus	E	\$75.00	\$251.21	\$326.21	\$1.36	\$327.57
749	Pearlymussel, pale lilliput	Toxolasma cylindrellus	E	\$3.00	\$0.00	\$3.00	\$1.00	\$4.00
251	Pearlymussel, pink mucket	Lampsilis abrupta	E	\$23.10	\$19.76	\$42.86	\$9.21	\$52.06
534	Pearlymussel, purple cat's paw	Epioblasma obliquata obliquata	E	\$12.00	\$0.00	\$12.00	\$1.36	\$13.36
742	Pearlymussel, tubercled-blossom	Epioblasma torulosa torulosa	E	\$3.00	\$0.00	\$3.00	\$1.10	\$4.10
720	Pearlymussel, turgid-blossom	Epioblasma turgidula	E	\$3.20	\$0.35	\$3.55	\$1.00	\$4.55
1061	Pearlymussel, white cat's paw	Epioblasma obliquata perobliqua	E	\$0.00	\$0.00	\$0.00	\$0.00	\$0.00
742	Pearlymussel, white wartyback	Plethobasus cicatricosus	E	\$3.10	\$0.00	\$3.10	\$1.00	\$4.10
739	Pearlymussel, yellow-blossom	Epioblasma florentina florentina	E	\$3.20	\$0.00	\$3.20	\$1.00	\$4.20
640	Pigtoe, Cumberland (=Cumberland pigtoe mussel)	Pleurobema gibberum	E	\$4.50	\$1.00	\$5.50	\$1.00	\$6.50
586	Pigtoe, dark	Pleurobema furvum	E	\$3.00	\$6.00	\$9.00	\$0.00	\$9.00
651	Pigtoe, fine-rayed	Fusconaia cuneolus	E	\$3.00	\$2.00	\$5.00	\$1.00	\$6.00
334	Pigtoe, flat (=Marshall's mussel)	Pleurobema marshalli	E	\$3.00	\$24.25	\$27.25	\$0.20	\$27.45
774	Pigtoe, heavy (=Judge Tait's mussel)	Pleurobema taitianum	E	\$3.00	\$0.70	\$3.70	\$0.20	\$3.90
732	Pigtoe, rough	Pleurobema plenum	E	\$3.00	\$0.00	\$3.00	\$1.36	\$4.36
525	Pigtoe, shiny	Fusconaia cor	E	\$13.20	\$0.00	\$13.20	\$1.00	\$14.20
526	Pigtoe, southern	Pleurobema georgianum	E	\$13.00	\$1.05	\$14.05	\$0.00	\$14.05
196	Pocketbook, fat	Potamilus capax	E	\$28.20	\$55.63	\$83.83	\$4.53	\$88.36
368	Pocketbook, fine-lined	Lampsilis altis	T	\$21.80	\$0.70	\$22.50	\$0.00	\$22.50
911	Pocketbook, speckled	Lampsilis streckeri	E	\$3.00	\$0.35	\$3.35	\$0.00	\$3.35
915	Rabbitsfoot, rough	Quadrula cylindrica strigillata	E	\$3.10	\$0.00	\$3.10	\$0.00	\$3.10
194	Riffleshell, northern	Epioblasma torulosa rangiana	E	\$28.00	\$0.00	\$28.00	\$61.81	\$89.81
567	Riffleshell, tan	Epioblasma walkeri	E	\$4.10	\$2.60	\$6.70	\$4.00	\$10.70
213	Rock-pocketbook, Ouachita (=Wheeler's pearly)	Arkansia wheeleri	E	\$65.00	\$3.25	\$68.25	\$4.15	\$72.40
646	Spiny mussel, James River (=Virginia)	Pleurobema collina	E	\$0.00	\$2.20	\$2.20	\$4.10	\$6.30
423	Spiny mussel, Tar River	Elliptio steinstansana	E	\$7.80	\$0.61	\$8.41	\$10.00	\$18.41

TABLE 1. REPORTED EXPENDITURES (\$000) FOR FY 1997 FOR ENDANGERED AND THREATENED SPECIES, NOT INCLUDING LAND ACQUISITION COSTS.

RANK	SPECIES (50 CFR Part 17)	SCIENTIFIC NAMES	STATUS	FWS TOTAL	OTHER FED	FED TOTAL	STATES TOTAL	SPECIES TOTAL
900	Stirrupshell	<i>Quadrula stapes</i>	E	\$3.00	\$0.25	\$3.25	\$0.20	\$3.45
187	Ambersnail, Kanab	<i>Oxyloma haydeni kanabensis</i>	E	\$15.00	\$54.00	\$69.00	\$26.30	\$95.30
944	Limpet, Banbury Springs	<i>Lanx</i> sp.	E	\$2.00	\$0.88	\$2.88	\$0.00	\$2.88
550	Marstonia (snail), royal (=obese)	<i>Pyrgulopsis ogmoraphe</i>	E	\$11.00	\$0.00	\$11.00	\$1.00	\$12.00
503	Riversnail, Anthony's	<i>Athearnia anthonyi</i>	E	\$9.30	\$2.60	\$11.90	\$4.46	\$16.36
776	Shagreen, Magazine Mountain	<i>Mesodon magazinensis</i>	T	\$3.50	\$0.35	\$3.85	\$0.00	\$3.85
272	Snails, Oahu tree	<i>Achatinella</i> ^ spp. (all species)	E	\$20.50	\$6.67	\$27.17	\$15.00	\$42.17
532	Snail, Bliss Rapids	<i>Taylorconcha serpenticola</i>	T	\$2.00	\$11.37	\$13.37	\$0.00	\$13.37
651	Snail, Chittanooga ovate amber	<i>Succinea chittengoensis</i>	T	\$3.00	\$0.00	\$3.00	\$3.00	\$6.00
959	Snail, flat-spined three-toothed	<i>Triodopsis platysayoides</i>	T	\$0.00	\$0.00	\$0.00	\$2.10	\$2.10
212	Snail, Iowa Pleistocene	<i>Discus macclintocki</i>	E	\$71.00	\$0.00	\$71.00	\$1.77	\$72.77
345	Snail, Morro shoulderband (=Banded dune)	<i>Helminthoglypta walkeriana</i>	E	\$26.00	\$0.00	\$26.00	\$0.00	\$26.00
1060	Snail, noonday	<i>Mesodon clarki nantahala</i>	T	\$0.00	\$0.04	\$0.04	\$0.00	\$0.04
1020	Snail, painted snake coiled forest	<i>Anguispira picta</i>	T	\$0.00	\$0.00	\$0.00	\$1.00	\$1.00
532	Snail, Snake River physa	<i>Physa natricina</i>	E	\$2.00	\$11.37	\$13.37	\$0.00	\$13.37
947	Snail, Stock Island tree	<i>Orthalicus reses</i>	T	\$2.50	\$0.00	\$2.50	\$0.00	\$2.50
1020	Snail, tulotoma (=Alabama live-bearing)	<i>Tulotoma magnifica</i>	E	\$0.00	\$1.00	\$1.00	\$0.00	\$1.00
117	Snail, Utah valvata	<i>Valvata utahensis</i>	E	\$2.00	\$188.37	\$190.37	\$1.10	\$191.47
963	Snail, Virginia fringed mountain	<i>Polygyriscus virginianus</i>	E	\$0.00	\$0.00	\$0.00	\$2.00	\$2.00
632	Springsnail, Alamosa	<i>Tryonia alamosae</i>	E	\$4.50	\$2.00	\$6.50	\$0.25	\$6.75
504	Springsnail, Bruneau Hot	<i>Pyrgulopsis bruneauensis</i>	E	\$2.00	\$14.00	\$16.00	\$0.00	\$16.00
528	Springsnail, Idaho	<i>Fontelicella idahoensis</i>	E	\$2.00	\$11.88	\$13.88	\$0.00	\$13.88
632	Springsnail, Socorro	<i>Pyrgulopsis neomexicana</i>	E	\$4.50	\$2.00	\$6.50	\$0.25	\$6.75
175	Beetle, American burying (=giant carrion)	<i>Nicrophorus americanus</i>	E	\$38.85	\$60.42	\$99.27	\$5.88	\$105.15
630	Beetle, Coffin Cave mold	<i>Batrisodes texanus</i>	E	\$6.80	\$0.00	\$6.80	\$0.00	\$6.80
721	Beetle, delta green ground	<i>Elaphrus viridis</i>	T	\$4.50	\$0.00	\$4.50	\$0.00	\$4.50
1043	Beetle, Hungerford's crawling water	<i>Brychius hungerfordi</i>	E	\$0.50	\$0.00	\$0.50	\$0.00	\$0.50
615	Beetle, Kretschmarr Cave mold	<i>Texamaurops reddelli</i>	E	\$6.80	\$0.40	\$7.20	\$0.00	\$7.20
345	Beetle, Mount Hermon June	<i>Polyphylla barbata</i>	E	\$26.00	\$0.00	\$26.00	\$0.00	\$26.00
325	Beetle, northeastern beach tiger	<i>Cicindela dorsalis dorsalis</i>	T	\$5.00	\$21.90	\$26.90	\$3.20	\$30.10
557	Beetle, Puritan tiger	<i>Cicindela puritana</i>	T	\$1.50	\$0.00	\$1.50	\$10.10	\$11.60
1047	Beetle, Tooth Cave ground	<i>Rhadine persephone</i>	E	\$0.00	\$0.40	\$0.40	\$0.00	\$0.40
114	Beetle, valley elderberry longhorn	<i>Desmocerus californicus dimorphus</i>	T	\$168.00	\$31.73	\$199.73	\$0.00	\$199.73
285	Butterfly, bay checkerspot	<i>Euphydryas editha bayensis</i>	T	\$38.00	\$0.50	\$38.50	\$0.00	\$38.50
245	Butterfly, El Segundo blue	<i>Euphilotes battoides allyni</i>	E	\$54.00	\$0.00	\$54.00	\$0.00	\$54.00
56	Butterfly, Karner blue	<i>Lycaeides melissa samuelis</i>	E	\$244.10	\$470.45	\$714.55	\$141.66	\$856.21
640	Butterfly, Lange's metalmark	<i>Apodemia mormo langei</i>	E	\$6.50	\$0.00	\$6.50	\$0.00	\$6.50
977	Butterfly, lotis blue	<i>Lycaeides argyrognomon lotis</i>	E	\$1.50	\$0.00	\$1.50	\$0.00	\$1.50
207	Butterfly, mission blue	<i>Icaricia icarioides missionensis</i>	E	\$42.00	\$35.50	\$77.50	\$0.00	\$77.50

TABLE 1. REPORTED EXPENDITURES (\$000) FOR FY 1997 FOR ENDANGERED AND THREATENED SPECIES, NOT INCLUDING LAND ACQUISITION COSTS.

RANK	SPECIES (50 CFR Part 17)	SCIENTIFIC NAMES	STATUS	FWS TOTAL	OTHER FED	FED TOTAL	STATES TOTAL	SPECIES TOTAL
156	Butterfly, Mitchell's satyr	<i>Neonympha mitchellii mitchellii</i>	E	\$42.00	\$3.00	\$45.00	\$80.00	\$125.00
337	Butterfly, Myrtle's silverspot	<i>Speyeria zerene myrtleae</i>	E	\$27.00	\$0.00	\$27.00	\$0.00	\$27.00
219	Butterfly, Oregon silverspot	<i>Speyeria zerene hippolyta</i>	T	\$55.00	\$4.58	\$59.58	\$10.00	\$69.58
138	Butterfly, Palos Verdes blue	<i>Glaucopsyche lygdamus palosverdesensis</i>	E	\$91.50	\$50.00	\$141.50	\$0.00	\$141.50
113	Butterfly, Quino checkerspot	<i>Euphydryas editha quino</i> (=E. e. wrighti)	E	\$121.00	\$82.00	\$203.00	\$0.00	\$203.00
554	Butterfly, Saint Francis' satyr	<i>Neonympha mitchellii francisci</i>	E	\$1.00	\$10.90	\$11.90	\$0.00	\$11.90
695	Butterfly, San Bruno elfin	<i>Callophrys mossii bayensis</i>	E	\$4.50	\$0.50	\$5.00	\$0.00	\$5.00
171	Butterfly, Schaus swallowtail	<i>Heraclides aristodemus ponceanus</i>	E	\$107.00	\$0.00	\$107.00	\$0.00	\$107.00
297	Butterfly, Smith's blue	<i>Euphilotes enoptes smithi</i>	E	\$2.50	\$34.50	\$37.00	\$0.00	\$37.00
202	Butterfly, Uncompahgre fritillary	<i>Boloria acrocneema</i>	E	\$8.10	\$74.30	\$82.40	\$0.00	\$82.40
136	Dragonfly, Hine's (=Ohio) emerald	<i>Somatochlora hineana</i>	E	\$10.20	\$0.00	\$10.20	\$132.21	\$142.41
177	Fly, Delhi Sands flower-loving	<i>Rhaphiomidas terminatus abdominalis</i>	E	\$103.50	\$0.00	\$103.50	\$0.00	\$103.50
345	Grasshopper, Zayante band-winged	<i>Trimerotropis infantilis</i>	E	\$26.00	\$0.00	\$26.00	\$0.00	\$26.00
977	Moth, Kern primrose sphinx	<i>Euproserpinus euterpe</i>	T	\$1.50	\$0.00	\$1.50	\$0.00	\$1.50
749	Naucorid, Ash Meadows	<i>Ambrysus amargosus</i>	T	\$4.00	\$0.00	\$4.00	\$0.00	\$4.00
198	Skipper, Laguna Mountains	<i>Pyrgus ruralis lagunae</i>	E	\$50.00	\$34.00	\$84.00	\$0.00	\$84.00
916	Skipper, Pawnee montane	<i>Hesperia leonardus montana</i>	T	\$2.00	\$1.00	\$3.00	\$0.00	\$3.00
715	Harvestman, Bee Creek Cave	<i>Texella reddelli</i>	E	\$4.30	\$0.40	\$4.70	\$0.00	\$4.70
615	Harvestman, Bone Cave	<i>Texella reyesi</i>	E	\$6.80	\$0.40	\$7.20	\$0.00	\$7.20
715	Pseudoscorpion, Tooth Cave	<i>Microcreagris texana</i>	E	\$4.30	\$0.40	\$4.70	\$0.00	\$4.70
916	Spider, spruce-fir moss	<i>Microhexura montivaga</i>	E	\$3.00	\$0.00	\$3.00	\$0.00	\$3.00
615	Spider, Tooth Cave	<i>Leptoneta myopica</i>	E	\$6.80	\$0.40	\$7.20	\$0.00	\$7.20
1061	Amphipod, Hay's Spring	<i>Stygobromus hayi</i>	E	\$0.00	\$0.00	\$0.00	\$0.00	\$0.00
668	Crayfish, cave [no common name]	<i>Cambarus aculabrum</i>	E	\$4.30	\$0.35	\$4.65	\$1.00	\$5.65
1004	Crayfish, cave [no common name]	<i>Cambarus zophonastes</i>	E	\$0.00	\$0.35	\$0.35	\$1.00	\$1.35
916	Crayfish, Nashville	<i>Orconectes shoupi</i>	E	\$1.00	\$0.00	\$1.00	\$2.00	\$3.00
137	Crayfish, Shasta (=placid)	<i>Pacifastacus fortis</i>	E	\$135.00	\$7.14	\$142.14	\$0.00	\$142.14
307	Fairy shrimp, Conservancy	<i>Branchinecta conservatio</i>	E	\$19.50	\$14.50	\$34.00	\$0.00	\$34.00
243	Fairy shrimp, longhorn	<i>Branchinecta longiantenna</i>	E	\$53.00	\$2.00	\$55.00	\$0.00	\$55.00
96	Fairy shrimp, riverside	<i>Streptocephalus woottoni</i>	E	\$162.50	\$113.80	\$276.30	\$0.00	\$276.30
82	Fairy shrimp, San Diego	<i>Branchinecta sandiegoensis</i>	E	\$160.50	\$191.90	\$352.40	\$0.00	\$352.40
78	Fairy shrimp, vernal pool	<i>Branchinecta lynchi</i>	T	\$249.50	\$178.00	\$427.50	\$0.00	\$427.50
1061	Isopod, Lee County cave	<i>Lirceus usdagalun</i>	E	\$0.00	\$0.00	\$0.00	\$0.00	\$0.00
1061	Isopod, Madison Cave	<i>Antrolana lira</i>	T	\$0.00	\$0.00	\$0.00	\$0.00	\$0.00
598	Isopod, Socorro	<i>Thermosphaeroma thermophilus</i>	E	\$4.00	\$2.00	\$6.00	\$2.40	\$8.40
1061	Shrimp, Alabama cave	<i>Palaemonias alabamae</i>	E	\$0.00	\$0.00	\$0.00	\$0.00	\$0.00
180	Shrimp, California freshwater	<i>Syncaris pacifica</i>	E	\$76.50	\$25.20	\$101.70	\$0.00	\$101.70
1061	Shrimp, Kentucky cave	<i>Palaemonias ganteri</i>	E	\$0.00	\$0.00	\$0.00	\$0.00	\$0.00
608	Shrimp, Squirrel Chimney Cave (=Florida cave)	<i>Palaemonetes cummingsi</i>	T	\$0.00	\$0.00	\$0.00	\$7.98	\$7.98

TABLE 1. REPORTED EXPENDITURES (\$000) FOR FY 1997 FOR ENDANGERED AND THREATENED SPECIES, NOT INCLUDING LAND ACQUISITION COSTS.

RANK	SPECIES (50 CFR Part 17)	SCIENTIFIC NAMES	STATUS	FWS TOTAL	OTHER FED	FED TOTAL	STATES TOTAL	SPECIES TOTAL
92	Tadpole shrimp, vernal pool	Lepidurus packardii	E	\$201.00	\$102.00	\$303.00	\$0.00	\$303.00
	INVERTEBRATES subtotals		species:	140	\$3,318.35	\$2,708.86	\$6,027.21	\$694.97
	PLANTS							
824	Abutilon eremitopetalum (=Sci name)	Abutilon eremitopetalum	E	\$3.50	\$0.00	\$3.50	\$0.00	\$3.50
824	Abutilon sandwicense (=Sci name)	Abutilon sandwicense	E	\$3.50	\$0.00	\$3.50	\$0.00	\$3.50
792	Achyranthes mutica (=Sci. name)	Achyranthes mutica	E	\$3.50	\$0.00	\$3.50	\$0.15	\$3.65
955	Agave, Arizona	Agave arizonica	E	\$1.00	\$1.46	\$2.46	\$0.00	\$2.46
824	Alani	Melicope haupuensis	E	\$3.50	\$0.00	\$3.50	\$0.00	\$3.50
742	Alani	Melicope lydgatei	E	\$3.50	\$0.00	\$3.50	\$0.60	\$4.10
448	Alani	Melicope mucronulata	E	\$18.00	\$0.00	\$18.00	\$0.00	\$18.00
448	Alani	Melicope adscendens	E	\$18.00	\$0.00	\$18.00	\$0.00	\$18.00
448	Alani	Melicope ovalis	E	\$18.00	\$0.00	\$18.00	\$0.00	\$18.00
364	Alani	Melicope saint-johnii	E	\$18.00	\$5.00	\$23.00	\$0.00	\$23.00
397	Alani	Melicope zahlbruckneri	E	\$18.00	\$1.70	\$19.70	\$0.00	\$19.70
448	Alani	Melicope bailoui	E	\$18.00	\$0.00	\$18.00	\$0.00	\$18.00
595	Alani	Melicope reflexa	E	\$3.50	\$5.00	\$8.50	\$0.00	\$8.50
824	Alani	Melicope quadrangularis	E	\$3.50	\$0.00	\$3.50	\$0.00	\$3.50
824	Alani	Melicope knudsenii	E	\$3.50	\$0.00	\$3.50	\$0.00	\$3.50
824	Alani	Melicope pallida	E	\$3.50	\$0.00	\$3.50	\$0.00	\$3.50
664	Alsinidendron obovatum (=Sci name)	Alsinidendron obovatum	E	\$4.50	\$0.00	\$4.50	\$1.30	\$5.80
600	Alsinidendron trinerve (=Sci name)	Alsinidendron trinerve	E	\$4.50	\$0.00	\$4.50	\$3.80	\$8.30
424	Alsinidendron viscosum (=Sci. name)	Alsinidendron viscosum	E	\$18.00	\$0.00	\$18.00	\$0.30	\$18.30
448	Amaranthus brownii (=Sci. name)	Amaranthus brownii	E	\$18.00	\$0.00	\$18.00	\$0.00	\$18.00
148	Amaranth, seabeach	Amaranthus pumilus	T	\$14.50	\$117.30	\$131.80	\$3.34	\$135.14
728	Ambrosia, south Texas	Ambrosia cheiranthifolia	E	\$3.00	\$1.40	\$4.40	\$0.00	\$4.40
326	Amphianthus, little	Amphianthus pusillus	T	\$30.00	\$0.00	\$30.00	\$0.00	\$30.00
664	Aristida chaseae (=Sci name)	Aristida chaseae	E	\$4.00	\$1.80	\$5.80	\$0.00	\$5.80
1055	Arrowhead, bunched	Sagittaria fasciculata	E	\$0.10	\$0.00	\$0.10	\$0.00	\$0.10
413	Aster, decurrent false	Boltonia decurrens	T	\$8.00	\$8.50	\$16.50	\$2.02	\$18.52
1061	Aster, Florida golden	Chrysopsis floridana	E	\$0.00	\$0.00	\$0.00	\$0.00	\$0.00
553	Aster, Ruth's golden	Pityopsis ruthii	E	\$0.50	\$8.60	\$9.10	\$2.83	\$11.93
651	Auerodendron pauciflorum (=Sci name)	Auerodendron pauciflorum	E	\$6.00	\$0.00	\$6.00	\$0.00	\$6.00
785	Aupaka	Isodendron hosakae	E	\$3.50	\$0.00	\$3.50	\$0.20	\$3.70
824	Aupaka	Isodendron longifolium	T	\$3.50	\$0.00	\$3.50	\$0.00	\$3.50
824	Aupaka	Isodendron laurifolium	E	\$3.50	\$0.00	\$3.50	\$0.00	\$3.50
324	Avens, spreading	Geum radiatum	E	\$8.20	\$16.00	\$24.20	\$6.06	\$30.26
575	Ayenia, Texas	Ayenia limitaris	E	\$9.60	\$0.40	\$10.00	\$0.00	\$10.00
448	A'e	Zanthoxylum dipetalum var. tomentosum	E	\$18.00	\$0.00	\$18.00	\$0.00	\$18.00

TABLE 1. REPORTED EXPENDITURES (\$000) FOR FY 1997 FOR ENDANGERED AND THREATENED SPECIES, NOT INCLUDING LAND ACQUISITION COSTS.

RANK	SPECIES (50 CFR Part 17)	SCIENTIFIC NAMES	STATUS	FWS TOTAL	OTHER FED	FED TOTAL	STATES TOTAL	SPECIES TOTAL
824	A'e	Zanthoxylum hawaiiense	E	\$3.50	\$0.00	\$3.50	\$0.00	\$3.50
234	Baccharis, Encinitis	Baccharis vanessae	T	\$57.00	\$2.00	\$59.00	\$0.00	\$59.00
1054	Barberry, island	Berberis pinnata ssp. insularis	E	\$0.00	\$0.20	\$0.20	\$0.00	\$0.20
977	Barberry, Truckee	Berberis sonnei	E	\$1.50	\$0.00	\$1.50	\$0.00	\$1.50
916	Bariaco	Trichilia triacantha	E	\$3.00	\$0.00	\$3.00	\$0.00	\$3.00
903	Beaked-rush, Knieskern's	Rhynchospora knieskernii	T	\$3.00	\$0.00	\$3.00	\$0.42	\$3.42
1061	Beardtongue, Penland	Penstemon penlandii	E	\$0.00	\$0.00	\$0.00	\$0.00	\$0.00
369	Beargrass, Britton's	Nolina brittoniana	E	\$22.40	\$0.00	\$22.40	\$0.00	\$22.40
339	Bear-poppy, dwarf	Arctomecon humilis	E	\$2.40	\$24.00	\$26.40	\$0.30	\$26.70
600	Beauty, Harper's	Harperocalis flava	E	\$7.50	\$0.80	\$8.30	\$0.00	\$8.30
824	Bedstraw, El Dorado	Galium californicum ssp. sierrae	E	\$3.50	\$0.00	\$3.50	\$0.00	\$3.50
1008	Bedstraw, island	Galium buxifolium	E	\$1.00	\$0.20	\$1.20	\$0.00	\$1.20
1061	Bellflower, Brooksville	Campanula robinsiae	E	\$0.00	\$0.00	\$0.00	\$0.00	\$0.00
1061	Bidens, cuneate	Bidens cuneata	E	\$0.00	\$0.00	\$0.00	\$0.00	\$0.00
606	Birch, Virginia round-leaf	Betula uber	T	\$0.00	\$5.00	\$5.00	\$3.00	\$8.00
151	Bird's beak, palmate-bracted	Cordylanthus palmatus	E	\$63.50	\$65.24	\$128.74	\$0.00	\$128.74
977	Bird's-beak, Pennell's	Cordylanthus tenuis ssp. capillaris	E	\$1.50	\$0.00	\$1.50	\$0.00	\$1.50
176	Bird's-beak, salt marsh	Cordylanthus maritimus ssp. maritimus	E	\$58.00	\$46.50	\$104.50	\$0.00	\$104.50
612	Birds-in-a-nest, white	Macbridea alba	T	\$7.50	\$0.00	\$7.50	\$0.00	\$7.50
1061	Bittercress, small-anthered	Cardamine micranthera	E	\$0.00	\$0.00	\$0.00	\$0.00	\$0.00
749	Bladderpod, Dudley Bluffs	Lesquerella congesta	T	\$0.00	\$4.00	\$4.00	\$0.00	\$4.00
424	Bladderpod, kodachrome	Lesquerella tumulosa	E	\$2.00	\$16.00	\$18.00	\$0.30	\$18.30
1061	Bladderpod, lyrate	Lesquerella lyrata	T	\$0.00	\$0.00	\$0.00	\$0.00	\$0.00
945	Bladderpod, Missouri	Lesquerella filiformis	E	\$1.50	\$0.71	\$2.21	\$0.50	\$2.71
289	Bladderpod, San Bernardino Mountains	Lesquerella kingii ssp. bernardina	E	\$38.00	\$0.00	\$38.00	\$0.00	\$38.00
1051	Bladderpod, Spring Creek	Lesquerella perforata	E	\$0.30	\$0.00	\$0.30	\$0.00	\$0.30
269	Bladderpod, white	Lesquerella pallida	E	\$8.00	\$36.00	\$44.00	\$0.00	\$44.00
749	Blazingstar, Ash Meadows	Mentzelia leucophylla	T	\$4.00	\$0.00	\$4.00	\$0.00	\$4.00
520	Blazingstar, Heller's	Liatris helleri	T	\$0.00	\$15.00	\$15.00	\$0.00	\$15.00
1061	Blazingstar, scrub	Liatris ohllingerai	E	\$0.00	\$0.00	\$0.00	\$0.00	\$0.00
124	Bluegrass, Hawaiian	Poa sandvicensis	E	\$3.50	\$0.00	\$3.50	\$0.00	\$3.50
824	Bluegrass, Mann's	Poa mannii	E	\$3.50	\$0.00	\$3.50	\$0.00	\$3.50
618	Blue-star, Kearney's	Arnsonia kearneyana	E	\$6.20	\$1.00	\$7.20	\$0.00	\$7.20
579	Bluet, Roan Mountain	Hedyotis purpurea var. montana	E	\$8.20	\$0.00	\$8.20	\$1.79	\$9.99
550	Bonamia menziesii (=Sci name)	Bonamia menziesii	E	\$3.50	\$0.00	\$3.50	\$8.50	\$12.00
718	Bonamia, Florida	Bonamia grandiflora	T	\$0.20	\$4.50	\$4.70	\$0.00	\$4.70
916	Boxwood, Vahl's	Buxus vahlii	E	\$3.00	\$0.00	\$3.00	\$0.00	\$3.00
801	Broom, San Clemente Island	Lotus dendroideus ssp. traskiae	E	\$2.00	\$1.60	\$3.60	\$0.00	\$3.60
289	Buckwheat, cushionbury	Eriogonum ovalifolium var. vineum	E	\$38.00	\$0.00	\$38.00	\$0.00	\$38.00

TABLE 1. REPORTED EXPENDITURES (\$000) FOR FY 1997 FOR ENDANGERED AND THREATENED SPECIES, NOT INCLUDING LAND ACQUISITION COSTS.

RANK	SPECIES (50 CFR Part 17)	SCIENTIFIC NAMES	STATUS	FWS TOTAL	OTHER FED	FED TOTAL	STATES TOTAL	SPECIES TOTAL
791	Buckwheat, scrub	Eriogonum longifolium var. gnaphalifolium	T	\$0.00	\$2.10	\$2.10	\$1.59	\$3.69
947	Buckwheat, steamboat	Eriogonum ovalifolium var. williamsiae	E	\$2.50	\$0.00	\$2.50	\$0.00	\$2.50
748	Bulrush, Northeastern (=barbed bristle)	Scirpus ancistrochaetus	E	\$3.53	\$0.00	\$3.53	\$0.56	\$4.09
536	Bush-clover, prairie	Lespedeza leptostachya	T	\$9.00	\$0.00	\$9.00	\$4.04	\$13.04
801	Bush-mallow, San Clemente Island	Malacothamnus clementinus	E	\$2.00	\$1.60	\$3.60	\$0.00	\$3.60
1008	Bush-mallow, Santa Cruz Island	Malacothamnus fasciculatus var. nesioticus	E	\$1.00	\$0.20	\$1.20	\$0.00	\$1.20
1035	Buttercup, autumn	Ranunculus acriformis var. aestivalis	E	\$0.60	\$0.00	\$0.60	\$0.30	\$0.90
721	Butterweed, Layne's	Senecio layneae	T	\$3.50	\$1.00	\$4.50	\$0.00	\$4.50
1005	Butterwort, Godfrey's	Pinguicula ionantha	T	\$1.00	\$0.30	\$1.30	\$0.00	\$1.30
120	Button-celery, San Diego	Eryngium aristulatum var. parishii	E	\$93.00	\$90.70	\$183.70	\$0.00	\$183.70
913	Button, Mohr's Barbara	Marshallia mohrii	T	\$2.00	\$0.08	\$2.08	\$1.17	\$3.25
372	Cactus, Arizona hedgehog	Echinocereus triglochidiatus var. arizonicus	E	\$6.00	\$16.22	\$22.22	\$0.00	\$22.22
206	Cactus, Bakersfield	Opuntia treleasei	E	\$63.50	\$14.93	\$78.43	\$0.00	\$78.43
963	Cactus, black lace	Echinocereus reichenbachii var. albertii	E	\$2.00	\$0.00	\$2.00	\$0.00	\$2.00
370	Cactus, Brady pincushion	Pediocactus bradyi	E	\$2.00	\$20.37	\$22.37	\$0.00	\$22.37
1043	Cactus, bunched cory	Coryphantha ramillosa	T	\$0.50	\$0.00	\$0.50	\$0.00	\$0.50
963	Cactus, Chisos Mtn. hedgehog	Echinocereus chisoensis var. chisoensis	T	\$0.00	\$2.00	\$2.00	\$0.00	\$2.00
574	Cactus, Cochise pincushion	Coryphantha robbinsorum	T	\$5.00	\$5.07	\$10.07	\$0.00	\$10.07
1061	Cactus, Key tree	Pilosocereus robinii	E	\$0.00	\$0.00	\$0.00	\$0.00	\$0.00
336	Cactus, Knowlton	Pediocactus knowltonii	E	\$13.50	\$10.50	\$24.00	\$3.33	\$27.33
309	Cactus, Kuenzler hedgehog	Echinocereus fendleri var. kuenzleri	E	\$0.10	\$33.40	\$33.50	\$0.00	\$33.50
366	Cactus, Lee pincushion	Coryphantha sneedii var. leeii	T	\$1.60	\$21.00	\$22.60	\$0.00	\$22.60
1020	Cactus, Lloyd's hedgehog	Echinocereus lloydii	E	\$1.00	\$0.00	\$1.00	\$0.00	\$1.00
942	Cactus, Lloyd's Mariposa	Echinomastus mariposensis	T	\$2.90	\$0.00	\$2.90	\$0.00	\$2.90
263	Cactus, Mesa Verde	Sclerocactus mesae-verdae	T	\$6.20	\$37.60	\$43.80	\$3.33	\$47.13
1061	Cactus, Nellie cory	Escobania minima	E	\$0.00	\$0.00	\$0.00	\$0.00	\$0.00
635	Cactus, Nichol's Turk's head	Echinocactus horizontalonius var. nicholii	E	\$6.00	\$0.62	\$6.62	\$0.00	\$6.62
605	Cactus, Pebbles Navajo	Pediocactus peeblesianus var. peeblesianus	E	\$2.00	\$6.07	\$8.07	\$0.00	\$8.07
249	Cactus, Pima pineapple	Coryphantha scheeri var. robustispina	E	\$17.20	\$35.90	\$53.10	\$0.00	\$53.10
362	Cactus, San Rafael	Pediocactus despainii	E	\$2.00	\$21.00	\$23.00	\$0.30	\$23.30
564	Cactus, Siler pincushion	Pediocactus sileri	T	\$1.40	\$9.20	\$10.60	\$0.30	\$10.90
314	Cactus, Sneed pincushion	Coryphantha sneedii var. sneedii	E	\$0.90	\$31.00	\$31.90	\$0.00	\$31.90
916	Cactus, star	Astrophytum asterias	E	\$3.00	\$0.00	\$3.00	\$0.00	\$3.00
567	Cactus, Tobusch fishhook	Ancistrocactus tobuschii	E	\$3.30	\$7.40	\$10.70	\$0.00	\$10.70
545	Cactus, Unita Basin hookless	Sclerocactus glaucus	T	\$5.10	\$7.00	\$12.10	\$0.30	\$12.40
381	Cactus, Wright fishhook	Sclerocactus wrightiae	E	\$2.20	\$16.00	\$18.20	\$3.00	\$21.20
695	Calyptanthus thomasiana (=Sci name)	Calyptanthus thomasiana	E	\$5.00	\$0.00	\$5.00	\$0.00	\$5.00
504	Campion, fringed	Silene polypetala	E	\$16.00	\$0.00	\$16.00	\$0.00	\$16.00
904	Capa rosa	Callicarpa ampla	E	\$3.00	\$0.40	\$3.40	\$0.00	\$3.40

TABLE 1. REPORTED EXPENDITURES (\$000) FOR FY 1997 FOR ENDANGERED AND THREATENED SPECIES, NOT INCLUDING LAND ACQUISITION COSTS.

RANK	SPECIES (50 CFR Part 17)	SCIENTIFIC NAMES	STATUS	FWS TOTAL	OTHER FED	FED TOTAL	STATES TOTAL	SPECIES TOTAL
1020	Cat's-eye, Terlingua Creek	<i>Cryptantha crassipes</i>	E	\$1.00	\$0.00	\$1.00	\$0.00	\$1.00
977	Ceanothus, coyote (=California-lilac, Coyote	<i>Ceanothus ferrisiae</i>	E	\$1.50	\$0.00	\$1.50	\$0.00	\$1.50
824	Ceanothus, Pine Hill	<i>Ceanothus roderickii</i>	E	\$3.50	\$0.00	\$3.50	\$0.00	\$3.50
636	Centaury, spring-loving	<i>Centaureum namophilum</i>	T	\$5.00	\$1.60	\$6.60	\$0.00	\$6.60
612	Chaff-flower, round-leaved	<i>Achyranthes splendens</i> var. <i>rotundata</i>	E	\$4.50	\$0.00	\$4.50	\$3.00	\$7.50
134	Chaffseed, American	<i>Schwalbea americana</i>	E	\$11.00	\$130.05	\$141.05	\$3.18	\$144.23
749	Chamaecrista glandulosa var. mirabilis (=Sci	<i>Chamaecrista glandulosa</i> var. <i>mirabilis</i>	E	\$4.00	\$0.00	\$4.00	\$0.00	\$4.00
824	Chamaesyce halemanui (=Sci name)	<i>Chamaesyce halemanui</i>	E	\$3.50	\$0.00	\$3.50	\$0.00	\$3.50
270	Checker-mallow, Nelson's	<i>Sidalcea nelsoniana</i>	T	\$32.00	\$11.88	\$43.88	\$0.00	\$43.88
283	Checker-mallow, pedate	<i>Sidalcea pedata</i>	E	\$38.00	\$1.40	\$39.40	\$0.00	\$39.40
695	Chumbo, higo	<i>Harrisia portoricensis</i>	T	\$5.00	\$0.00	\$5.00	\$0.00	\$5.00
904	Chupacallos (=Chupagallo)	<i>Pleodendron macranthum</i>	E	\$3.00	\$0.40	\$3.40	\$0.00	\$3.40
1020	Cinquefoil, Robbins'	<i>Potentilla robbinsiana</i>	E	\$1.00	\$0.00	\$1.00	\$0.00	\$1.00
345	Clarkia, Pismo	<i>Clarkia speciosa</i> ssp. <i>immaculata</i>	E	\$26.00	\$0.00	\$26.00	\$0.00	\$26.00
161	Clarkia, Presidio	<i>Clarkia franciscana</i>	E	\$1.50	\$116.40	\$117.90	\$0.00	\$117.90
543	Cliff-rose, Arizona	<i>Purshia subintegra</i>	E	\$7.80	\$4.77	\$12.57	\$0.00	\$12.57
488	Clover, running buffalo	<i>Trifolium stoloniferum</i>	E	\$6.50	\$7.40	\$13.90	\$4.08	\$17.98
257	Coneflower, smooth	<i>Echinacea laevigata</i>	E	\$18.10	\$27.20	\$45.30	\$4.00	\$49.30
585	Coneflower, Tennessee purple	<i>Echinacea tennesseensis</i>	E	\$4.90	\$0.00	\$4.90	\$4.28	\$9.18
749	Cordia bellonis	<i>Cordia bellonis</i>	E	\$4.00	\$0.00	\$4.00	\$0.00	\$4.00
916	Cranichis ricartii (=Sci name)	<i>Cranichis ricartii</i>	E	\$3.00	\$0.00	\$3.00	\$0.00	\$3.00
1008	Cress, toad-flax	<i>Schoenocrambe suffrutescens</i>	E	\$0.20	\$1.00	\$1.20	\$0.00	\$1.20
963	Crownbeard, big-leaved	<i>Verbesina dissita</i>	T	\$2.00	\$0.00	\$2.00	\$0.00	\$2.00
777	Cyanea macrostegia ssp. gibsonii (=Sci name)	<i>Cyanea macrostegia</i> ssp. <i>gibsonii</i>	E	\$3.50	\$0.00	\$3.50	\$0.30	\$3.80
645	Cyanea superba (=Sci name)	<i>Cyanea superba</i>	E	\$4.50	\$0.00	\$4.50	\$1.90	\$6.40
824	Cyanea undulata (=Sci name)	<i>Cyanea undulata</i>	E	\$3.50	\$0.00	\$3.50	\$0.00	\$3.50
685	Cycladenia, Jones	<i>Cycladenia humilis</i> var. <i>jonesii</i>	T	\$0.60	\$4.50	\$5.10	\$0.30	\$5.40
663	Daisy, lakeside	<i>Hymenoxys herbacea</i> (=acaulis var. <i>glabra</i> ^)	T	\$2.60	\$0.00	\$2.60	\$3.25	\$5.85
667	Daisy, Maguire	<i>Erigeron maguirei</i> var. <i>maguirei</i>	E	\$0.40	\$5.00	\$5.40	\$0.30	\$5.70
289	Daisy, Parish's	<i>Erigeron parishii</i>	T	\$38.00	\$0.00	\$38.00	\$0.00	\$38.00
749	Daphnopsis hellerana (=Sci name)	<i>Daphnopsis hellerana</i>	E	\$4.00	\$0.00	\$4.00	\$0.00	\$4.00
353	Dawn-flower, Texas prairie	<i>Hymenoxys texana</i>	E	\$12.00	\$13.60	\$25.60	\$0.00	\$25.60
537	Delissea rhytidosperma (=Sci name)	<i>Delissea rhytidosperma</i>	E	\$3.50	\$0.00	\$3.50	\$9.50	\$13.00
529	Delissea undulata (=Sci name)	<i>Delissea undulata</i>	E	\$11.00	\$0.00	\$11.00	\$2.80	\$13.80
618	Dogweed, ashy	<i>Thymophylla tephroleuca</i>	E	\$6.00	\$0.00	\$6.00	\$1.20	\$7.20
604	Dropwort, Canby's	<i>Oxypolis canbyi</i>	E	\$3.00	\$3.68	\$6.68	\$1.50	\$8.18
824	Dubautia latifolia (=Sci name)	<i>Dubautia latifolia</i>	E	\$3.50	\$0.00	\$3.50	\$0.00	\$3.50
824	Dubautia pauciflora (=Sci name)	<i>Dubautia pauciflora</i>	E	\$3.50	\$0.00	\$3.50	\$0.00	\$3.50
1020	Dudleya, Conejo	<i>Dudleya abramsii</i> ssp. <i>parva</i>	T	\$1.00	\$0.00	\$1.00	\$0.00	\$1.00

TABLE 1. REPORTED EXPENDITURES (\$000) FOR FY 1997 FOR ENDANGERED AND THREATENED SPECIES, NOT INCLUDING LAND ACQUISITION COSTS.

RANK	SPECIES (50 CFR Part 17)	SCIENTIFIC NAMES	STATUS	FWS TOTAL	OTHER FED	FED TOTAL	STATES TOTAL	SPECIES TOTAL
1020	Dudleya, Marcescent	Dudleya cymosa ssp. marcescens	T	\$1.00	\$0.00	\$1.00	\$0.00	\$1.00
977	Dudleya, Santa Clara Valley	Dudleya setchellii	E	\$1.50	\$0.00	\$1.50	\$0.00	\$1.50
1008	Dudleya, Santa Cruz Island	Dudleya nesiotica	T	\$1.00	\$0.20	\$1.20	\$0.00	\$1.20
1020	Dudleya, Verity's	Dudleya verityi	T	\$1.00	\$0.00	\$1.00	\$0.00	\$1.00
749	Dudleyea, Santa Monica Mountains	Dudleya cymosa ssp. ovalifolia	T	\$1.00	\$3.00	\$4.00	\$0.00	\$4.00
344	Dwarf-flax, Marin	Hesperolinon congestum	T	\$3.50	\$22.66	\$26.16	\$0.00	\$26.16
749	Erubia	Solanum drymophilum	E	\$4.00	\$0.00	\$4.00	\$0.00	\$4.00
621	Eugenia woodburyana (=Sci name)	Eugenia woodburyana	E	\$7.00	\$0.00	\$7.00	\$0.00	\$7.00
721	Evening-primrose, Antioch Dunes	Oenothera deltoides ssp. howellii	E	\$4.50	\$0.00	\$4.50	\$0.00	\$4.50
678	Evening-primrose, Eureka Valley	Oenothera avita ssp. eurekaensis	E	\$1.00	\$4.50	\$5.50	\$0.00	\$5.50
497	Evening-primrose, San Benito	Camissonia benitensis	T	\$5.00	\$12.00	\$17.00	\$0.00	\$17.00
144	Fiddleneck, Large-flowered	Amsinckia grandiflora	E	\$64.50	\$73.50	\$138.00	\$0.00	\$138.00
824	Flannelbush, Pine Hill	Fremontodendron californicum ssp. decumbens	E	\$3.50	\$0.00	\$3.50	\$0.00	\$3.50
1005	Fleabane, Rhizome	Erigeron rhizomatus	T	\$0.00	\$1.30	\$1.30	\$0.00	\$1.30
379	Four-o'clock, MacFarlane's	Mirabilis macfarlanei	E	\$2.00	\$18.30	\$20.30	\$1.00	\$21.30
508	Frankenia, Johnston's	Frankenia johnstonii	E	\$14.00	\$0.00	\$14.00	\$1.50	\$15.50
1008	Fringepod (=lacepod), Santa Cruz Island	Thysanocarpus conchuliferus	E	\$1.00	\$0.20	\$1.20	\$0.00	\$1.20
801	Gahnia lanaiensis (=Sci name)	Gahnia lanaiensis	E	\$3.50	\$0.00	\$3.50	\$0.10	\$3.60
669	Gardenia, Hawaiian (na'u)	Gardenia brighamii	E	\$3.50	\$0.00	\$3.50	\$2.10	\$5.60
629	Geocarpon minimum (=Sci name)	Geocarpon minimum	T	\$3.00	\$2.95	\$5.95	\$1.00	\$6.95
399	Geranium, Hawaiian red-flowered	Geranium arboreum	E	\$18.00	\$0.00	\$18.00	\$1.50	\$19.50
248	Gerardia, sandplain	Agalinis acuta	E	\$15.40	\$22.50	\$37.90	\$15.56	\$53.46
651	Gesneria pauciflora (=Sci name)	Gesneria pauciflora	T	\$6.00	\$0.00	\$6.00	\$0.00	\$6.00
1008	Gilia, Hoffmann's slender-flowered	Gilia tenuiflora ssp. hoffmannii	E	\$1.00	\$0.20	\$1.20	\$0.00	\$1.20
237	Gilia, Monterey	Gilia tenuiflora ssp. arenaria	E	\$26.00	\$32.00	\$58.00	\$0.00	\$58.00
749	Goetzea, beautiful (matabuey)	Goetzea elegans	E	\$4.00	\$0.00	\$4.00	\$0.00	\$4.00
573	Goldenrod, Blue Ridge	Solidago spithamaea	T	\$8.20	\$0.09	\$8.29	\$1.79	\$10.07
537	Goldenrod, Houghton's	Solidago houghtonii	T	\$9.00	\$3.00	\$12.00	\$1.00	\$13.00
651	Goldenrod, Short's	Solidago shortii	E	\$6.00	\$0.00	\$6.00	\$0.00	\$6.00
695	Goldenrod, white-haired	Solidago albopilosa	T	\$5.00	\$0.00	\$5.00	\$0.00	\$5.00
242	Goldfields, Burke's	Lasthenia burkei	E	\$25.50	\$30.00	\$55.50	\$0.00	\$55.50
678	Goldfields, Contra Costa	Lasthenia conjugens	E	\$3.50	\$2.00	\$5.50	\$0.00	\$5.50
678	Gooseberry, Miccosukee (Florida)	Ribes echinellum	T	\$1.00	\$4.00	\$5.00	\$0.50	\$5.50
824	Gouania hillebrandii (=Sci name)	Gouania hillebrandii	E	\$3.50	\$0.00	\$3.50	\$0.00	\$3.50
824	Gouania meyenii (=Sci name)	Gouania meyenii	E	\$3.50	\$0.00	\$3.50	\$0.00	\$3.50
739	Gouania vitifolia (=Sci name)	Gouania vitifolia	E	\$3.50	\$0.00	\$3.50	\$0.70	\$4.20
1020	Gourd, Okeechobee	Cucurbita okeechobeensis ssp. okeechobeensis	E	\$0.00	\$1.00	\$1.00	\$0.00	\$1.00
277	Grass, California Orcutt	Orcuttia californica	E	\$41.00	\$0.00	\$41.00	\$0.00	\$41.00
977	Grass, Colusa	Neostapfia colusana	T	\$1.50	\$0.00	\$1.50	\$0.00	\$1.50

TABLE 1. REPORTED EXPENDITURES (\$000) FOR FY 1997 FOR ENDANGERED AND THREATENED SPECIES, NOT INCLUDING LAND ACQUISITION COSTS.

RANK	SPECIES (50 CFR Part 17)	SCIENTIFIC NAMES	STATUS	FWS TOTAL	OTHER FED	FED TOTAL	STATES TOTAL	SPECIES TOTAL
572	Grass, Eureka Dune	Swallenia alexandrae	E	\$1.00	\$9.50	\$10.50	\$0.00	\$10.50
977	Grass, Solano	Tuctoria mucronata	E	\$1.50	\$0.00	\$1.50	\$0.00	\$1.50
367	Grass, Tennessee yellow-eyed	Xyris tennesseensis	E	\$7.00	\$0.00	\$7.00	\$15.53	\$22.53
302	Ground-plum, Guthrie's	Astragalus bibullatus	E	\$33.00	\$0.00	\$33.00	\$2.16	\$35.16
963	Groundsel, San Francisco Peaks	Senecio franciscanus	T	\$2.00	\$0.00	\$2.00	\$0.00	\$2.00
669	Gumplant, Ash Meadows	Grindelia fraxino-pratensis	T	\$4.00	\$1.60	\$5.60	\$0.00	\$5.60
414	Haha	Cyanea (=Rollandia) humboldtiana	E	\$18.00	\$0.00	\$18.00	\$0.50	\$18.50
824	Haha	Cyanea procera	E	\$3.50	\$0.00	\$3.50	\$0.00	\$3.50
436	Haha	Cyanea mceldowneyi	E	\$18.00	\$0.00	\$18.00	\$0.10	\$18.10
414	Haha	Cyanea (=Rollandia) st-johnii	E	\$18.00	\$0.00	\$18.00	\$0.50	\$18.50
448	Haha	Cyanea koolauensis	E	\$18.00	\$0.00	\$18.00	\$0.00	\$18.00
436	Haha	Cyanea lobata	E	\$18.00	\$0.00	\$18.00	\$0.10	\$18.10
345	Haha	Cyanea platyphylla	E	\$25.50	\$0.00	\$25.50	\$0.50	\$26.00
436	Haha	Cyanea dunbarii	E	\$18.00	\$0.00	\$18.00	\$0.10	\$18.10
749	Haha	Cyanea shipmannii	E	\$3.50	\$0.00	\$3.50	\$0.50	\$4.00
777	Haha	Cyanea asarifolia	E	\$3.50	\$0.00	\$3.50	\$0.30	\$3.80
692	Haha	Cyanea grimesiana ssp. grimesiana	E	\$4.50	\$0.00	\$4.50	\$0.60	\$5.10
448	Haha	Cyanea recta	T	\$18.00	\$0.00	\$18.00	\$0.00	\$18.00
448	Haha	Cyanea remyi	E	\$18.00	\$0.00	\$18.00	\$0.00	\$18.00
821	Haha	Cyanea truncata	E	\$3.50	\$0.00	\$3.50	\$0.05	\$3.55
824	Haha	Cyanea copelandii ssp. copelandii	E	\$3.50	\$0.00	\$3.50	\$0.00	\$3.50
824	Haha	Cyanea mannii	E	\$3.50	\$0.00	\$3.50	\$0.00	\$3.50
792	Haha	Cyanea pinnatifida	E	\$3.50	\$0.00	\$3.50	\$0.15	\$3.65
610	Haha	Cyanea grimesiana spp. obatae	E	\$4.50	\$0.00	\$4.50	\$3.20	\$7.70
489	Haha	Cyanea hamatiflora ssp. carlsonii	E	\$15.00	\$0.00	\$15.00	\$2.80	\$17.80
412	Haha	Cyanea acuminata	E	\$18.00	\$0.00	\$18.00	\$0.60	\$18.60
436	Haha	Cyanea longiflora	E	\$18.00	\$0.00	\$18.00	\$0.10	\$18.10
749	Haha	Cyanea stictophylla	E	\$3.50	\$0.00	\$3.50	\$0.50	\$4.00
371	Haha pepe	Pleomele hawaiiensis	E	\$18.00	\$1.00	\$19.00	\$3.30	\$22.30
792	Haplostachys haplostachya (=Sci name)	Haplostachys haplostachya	E	\$3.50	\$0.00	\$3.50	\$0.15	\$3.65
1061	Harebells, Avon Park	Crotalaria avonensis	E	\$0.00	\$0.00	\$0.00	\$0.00	\$0.00
516	Harperella	Ptilimnium nodosum	E	\$6.00	\$4.35	\$10.35	\$5.06	\$15.41
424	Hau kuahiwi	Hibiscadelphus woodii	E	\$18.00	\$0.00	\$18.00	\$0.30	\$18.30
429	Hau kuahiwi	Hibiscadelphus giffardianus	E	\$18.00	\$0.00	\$18.00	\$0.25	\$18.25
379	Hau kuahiwi, Hualalai	Hibiscadelphus hualalaiensis	E	\$18.00	\$0.00	\$18.00	\$3.30	\$21.30
424	Ha iwale	Cyrtandra viridiflora	E	\$18.00	\$0.00	\$18.00	\$0.30	\$18.30
436	Ha iwale	Cyrtandra subumbellata	E	\$18.00	\$0.00	\$18.00	\$0.10	\$18.10
824	Ha iwale	Cyrtandra crenata	E	\$3.50	\$0.00	\$3.50	\$0.00	\$3.50
448	Ha iwale	Cyrtandra dentata	E	\$18.00	\$0.00	\$18.00	\$0.00	\$18.00

TABLE 1. REPORTED EXPENDITURES (\$000) FOR FY 1997 FOR ENDANGERED AND THREATENED SPECIES, NOT INCLUDING LAND ACQUISITION COSTS.

RANK	SPECIES (50 CFR Part 17)	SCIENTIFIC NAMES	STATUS	FWS TOTAL	OTHER FED	FED TOTAL	STATES TOTAL	SPECIES TOTAL
777	Ha'iwale	Cyrtandra munroi	E	\$3.50	\$0.00	\$3.50	\$0.30	\$3.80
821	Ha'iwale	Cyrtandra polyantha	E	\$3.50	\$0.00	\$3.50	\$0.05	\$3.55
824	Ha'iwale	Cyrtandra giffardii	E	\$3.50	\$0.00	\$3.50	\$0.00	\$3.50
792	Ha'iwale	Cyrtandra tintinnabula	E	\$3.50	\$0.00	\$3.50	\$0.15	\$3.65
824	Ha'iwale	Cyrtandra limahuliensis	T	\$3.50	\$0.00	\$3.50	\$0.00	\$3.50
1047	Heartleaf, dwarf-flowered	Hexastylis naniflora	T	\$0.00	\$0.00	\$0.00	\$0.40	\$0.40
575	Heather, mountain golden	Hudsonia montana	T	\$5.00	\$5.00	\$10.00	\$0.00	\$10.00
801	Heau	Exocarpos luteolus	E	\$3.50	\$0.00	\$3.50	\$0.10	\$3.60
792	Hedyotis degeneri (=Sci name)	Hedyotis degeneri	E	\$3.50	\$0.00	\$3.50	\$0.15	\$3.65
676	Hedyotis parvula (=Sci name)	Hedyotis parvula	E	\$3.50	\$1.99	\$5.49	\$0.10	\$5.59
824	Hedyotis, Na Pali beach	Hedyotis st.-johnii	E	\$3.50	\$0.00	\$3.50	\$0.00	\$3.50
692	Hesperomannia arborescens (=Sci name)	Hesperomannia arborescens	E	\$3.50	\$0.00	\$3.50	\$1.60	\$5.10
648	Hesperomannia arbuscula (=Sci name)	Hesperomannia arbuscula	E	\$5.50	\$0.00	\$5.50	\$0.60	\$6.10
824	Hesperomannia lydgatei (=Sci name)	Hesperomannia lydgatei	E	\$3.50	\$0.00	\$3.50	\$0.00	\$3.50
824	Hibiscus, Clay's	Hibiscus clayi	E	\$3.50	\$0.00	\$3.50	\$0.00	\$3.50
749	Higuero de Sierra	Crescentia portoricensis	E	\$4.00	\$0.00	\$4.00	\$0.00	\$4.00
824	Holei	Ochrosia kilauaeaensis	E	\$3.50	\$0.00	\$3.50	\$0.00	\$3.50
916	Holly, Cook's	Ilex cookii	E	\$3.00	\$0.00	\$3.00	\$0.00	\$3.00
118	Howellia, water	Howellia aquatilis	T	\$52.50	\$128.60	\$181.10	\$6.00	\$187.10
575	Hypericum, highlands scrub	Hypericum cumulicola	E	\$10.00	\$0.00	\$10.00	\$0.00	\$10.00
904	Ilex sintenisii (=Sci name)	Ilex sintenisii	E	\$3.00	\$0.40	\$3.40	\$0.00	\$3.40
824	Iliau, dwarf	Wilkesia hobydi	E	\$3.50	\$0.00	\$3.50	\$0.00	\$3.50
801	Indian paintbrush, San Clemente Island	Castilleja grisea	E	\$2.00	\$1.60	\$3.60	\$0.00	\$3.60
491	Ipomopsis, Holy Ghost	Ipomopsis sancti-spiritus	E	\$13.50	\$0.00	\$13.50	\$4.00	\$17.50
1055	Irisette, white	Sisyrinchium dichotomum	E	\$0.10	\$0.00	\$0.10	\$0.00	\$0.10
586	Iris, dwarf lake	Iris lacustris	T	\$0.00	\$3.00	\$3.00	\$6.00	\$9.00
648	Ischaemum, Hilo	Ischaemum byrone	E	\$3.50	\$2.00	\$5.50	\$0.60	\$6.10
669	Ivesia, Ash Meadows	Ivesia kingii var. eremica	T	\$4.00	\$1.60	\$5.60	\$0.00	\$5.60
1061	Jacquemontia, beach	Jacquemontia reclinata	E	\$0.00	\$0.00	\$0.00	\$0.00	\$0.00
129	Jewelflower, California	Caulanthus californicus	E	\$104.50	\$59.00	\$163.50	\$0.00	\$163.50
977	Jewelflower, Metcalf Canyon	Streptanthus albidus ssp. albidus	E	\$1.50	\$0.00	\$1.50	\$0.00	\$1.50
977	Jewelflower, Tiburon	Streptanthus niger	E	\$1.50	\$0.00	\$1.50	\$0.00	\$1.50
660	Joint-vetch, sensitive	Aeschynomene virginica	T	\$5.00	\$0.00	\$5.00	\$0.97	\$5.97
801	Kamakahala	Labordia lydgatei	E	\$3.50	\$0.00	\$3.50	\$0.10	\$3.60
436	Kamakahala	Labordia tinifolia var. wahiawaensis	E	\$18.00	\$0.00	\$18.00	\$0.10	\$18.10
408	Kamakahala	Labordia cyrtandrae	E	\$18.00	\$0.00	\$18.00	\$0.80	\$18.80
448	Kauai hau kuahiwi	Hibiscadelphus distans	E	\$7.50	\$0.00	\$7.50	\$10.50	\$18.00
529	Kauila	Colubrina oppositifolia	E	\$7.50	\$0.00	\$7.50	\$6.30	\$13.80
547	Kaulu	Pteralyxia kauaiensis	E	\$3.50	\$0.00	\$3.50	\$8.80	\$12.30

TABLE 1. REPORTED EXPENDITURES (\$000) FOR FY 1997 FOR ENDANGERED AND THREATENED SPECIES, NOT INCLUDING LAND ACQUISITION COSTS.

RANK	SPECIES (50 CFR Part 17)	SCIENTIFIC NAMES	STATUS	FWS TOTAL	OTHER FED	FED TOTAL	STATES TOTAL	SPECIES TOTAL
430	Kio'ele	Hedyotis coriacea	E	\$18.00	\$0.00	\$18.00	\$0.20	\$18.20
430	Kiponapona	Phyllostegia racemosa	E	\$18.00	\$0.00	\$18.00	\$0.20	\$18.20
388	Kokio, Cooke's	Kokia cookei	E	\$18.00	\$0.00	\$18.00	\$2.80	\$20.80
824	Koki'o ke'oke'o	Hibiscus arnottianus ssp. immaculatus	E	\$3.50	\$0.00	\$3.50	\$0.00	\$3.50
448	Koki'o ke'oke'o	Hibiscus waimeae ssp. hannerae	E	\$18.00	\$0.00	\$18.00	\$0.00	\$18.00
517	Koki'o (=hau-hele'ula or Hawaii tree cotton)	Kokia drynarioides	E	\$7.50	\$0.00	\$7.50	\$7.80	\$15.30
384	Koki'o, Kaua'i	Kokia kauaiensis	E	\$18.00	\$0.00	\$18.00	\$3.10	\$21.10
448	Kolea	Myrsine linearifolia	T	\$18.00	\$0.00	\$18.00	\$0.00	\$18.00
414	Kolea	Myrsine juddii	E	\$18.00	\$0.00	\$18.00	\$0.50	\$18.50
824	Ko'oko'olau	Bidens wiebkei	E	\$3.50	\$0.00	\$3.50	\$0.00	\$3.50
448	Ko'oko'olau	Bidens micrantha ssp. kalealaha	E	\$18.00	\$0.00	\$18.00	\$0.00	\$18.00
540	Ko'oloa'ula	Abutilon menziesii	E	\$3.50	\$0.00	\$3.50	\$9.40	\$12.90
785	Kuahiwi, laukahi	Plantago hawaiiensis	E	\$3.50	\$0.00	\$3.50	\$0.20	\$3.70
721	Kuahiwi, laukahi	Plantago princeps	E	\$3.50	\$0.00	\$3.50	\$1.00	\$4.50
448	Kuawawaenuhu	Alsinidendron lychnoides	E	\$18.00	\$0.00	\$18.00	\$0.00	\$18.00
824	Kula, wahine noho	Isodendrion pyrifolium	E	\$3.50	\$0.00	\$3.50	\$0.00	\$3.50
638	Kulu'i	Nototrichium humile	E	\$3.50	\$1.99	\$5.49	\$1.10	\$6.59
495	Ladies'-tresses, Canelo Hills (=Madrean)	Spiranthes delitescens	E	\$12.00	\$5.40	\$17.40	\$0.00	\$17.40
205	Ladies'-tresses, Navasota	Spiranthes parksii	E	\$31.50	\$47.00	\$78.50	\$0.00	\$78.50
90	Ladies'-tresses, Ute	Spiranthes diluvialis	T	\$115.52	\$207.89	\$323.41	\$1.30	\$324.71
824	Lagu, Hyan	Serianthes nelsonii	E	\$3.50	\$0.00	\$3.50	\$0.00	\$3.50
801	Larkspur, San Clemente Island	Delphinium variegatum ssp. kinkiense	E	\$2.00	\$1.60	\$3.60	\$0.00	\$3.60
824	Lau'ehu	Panicum niihauense	E	\$3.50	\$0.00	\$3.50	\$0.00	\$3.50
448	Lauihiihi (=Ma'oli'oli)	Schiedea stellarioides	E	\$18.00	\$0.00	\$18.00	\$0.00	\$18.00
306	Layia, beach	Layia carnosa	E	\$33.00	\$1.56	\$34.56	\$0.00	\$34.56
1061	Lead-plant, Crenulate	Amorpha crenulata	E	\$0.00	\$0.00	\$0.00	\$0.00	\$0.00
961	Leather flower, Alabama	Clematis socialis	E	\$2.00	\$0.08	\$2.08	\$0.00	\$2.08
974	Leather flower, Morefield's	Clematis morefieldii	E	\$1.80	\$0.00	\$1.80	\$0.00	\$1.80
904	Lepanthes eltoroensis (=Sci name)	Lepanthes eltoroensis	E	\$3.00	\$0.40	\$3.40	\$0.00	\$3.40
749	Leptocereus grantianus (=Sci name)	Leptocereus grantianus	E	\$4.00	\$0.00	\$4.00	\$0.00	\$4.00
146	Lessingia, San Francisco	Lessingia germanorum (=L. g. var. germanorum)	E	\$1.50	\$134.90	\$136.40	\$0.00	\$136.40
436	Liliwai	Acaena exigua	E	\$18.00	\$0.00	\$18.00	\$0.10	\$18.10
1053	Lily, Minnesota trout	Erythronium propullans	E	\$0.00	\$0.00	\$0.00	\$0.26	\$0.26
239	Lily, Western	Lilium occidentale	E	\$57.00	\$0.00	\$57.00	\$0.00	\$57.00
593	Lipochaeta venosa (=Sci name)	Lipochaeta venosa	E	\$3.50	\$5.00	\$8.50	\$0.15	\$8.65
1051	Liveforever, Santa Barbara Island	Dudleya traskiae	E	\$0.00	\$0.30	\$0.30	\$0.00	\$0.30
414	Lobelia gaudichaudii ssp. koolauensis, (=Sci. n	Lobelia gaudichaudii var. koolauensis	E	\$18.00	\$0.00	\$18.00	\$0.50	\$18.50
430	Lobelia monostachya (=Sci. name)	Lobelia monostachya	E	\$18.00	\$0.00	\$18.00	\$0.20	\$18.20
548	Lobelia niihauensis (=Sci name)	Lobelia niihauensis	E	\$3.50	\$0.00	\$3.50	\$8.70	\$12.20

TABLE 1. REPORTED EXPENDITURES (\$000) FOR FY 1997 FOR ENDANGERED AND THREATENED SPECIES, NOT INCLUDING LAND ACQUISITION COSTS.

RANK	SPECIES (50 CFR Part 17)	SCIENTIFIC NAMES	STATUS	FWS TOTAL	OTHER FED	FED TOTAL	STATES TOTAL	SPECIES TOTAL
733	Lobelia oahuensis (=Sci name)	Lobelia oahuensis	E	\$3.50	\$0.00	\$3.50	\$0.80	\$4.30
916	Locoweed, Fassett's	Oxytropis campestris var. chartacea	T	\$0.00	\$2.00	\$2.00	\$1.00	\$3.00
394	Lomatium, Bradshaw's	Lomatium bradshawii	E	\$12.50	\$7.50	\$20.00	\$0.00	\$20.00
162	Loosestrife, rough-leaved	Lysimachia asperulaefolia	E	\$16.40	\$98.40	\$114.80	\$1.70	\$116.50
335	Loulu	Pritchardia viscosa	E	\$18.00	\$0.00	\$18.00	\$9.40	\$27.40
713	Loulu	Pritchardia affinis	E	\$3.50	\$1.00	\$4.50	\$0.25	\$4.75
430	Loulu	Pritchardia schattaueri	E	\$18.00	\$0.00	\$18.00	\$0.20	\$18.20
436	Loulu	Pritchardia napaliensis	E	\$18.00	\$0.00	\$18.00	\$0.10	\$18.10
742	Loulu	Pritchardia munroi	E	\$3.50	\$0.00	\$3.50	\$0.60	\$4.10
403	Loulu	Pritchardia kaalae	E	\$18.00	\$0.00	\$18.00	\$1.30	\$19.30
550	Lousewort, Furbish	Pedicularis furbishiae	E	\$12.00	\$0.00	\$12.00	\$0.00	\$12.00
447	Love grass, Fosberg's	Eragrostis fosbergii	E	\$18.00	\$0.00	\$18.00	\$0.05	\$18.05
356	Lupine, clover	Lupinus tidestromii	E	\$25.00	\$0.00	\$25.00	\$0.00	\$25.00
695	Lupine, scrub	Lupinus aridorum	E	\$5.00	\$0.00	\$5.00	\$0.00	\$5.00
639	Lyonia truncata var. proctorii (=Sci name)	Lyonia truncata var. proctorii	E	\$5.00	\$1.56	\$6.56	\$0.00	\$6.56
824	Lysimachia filifolia (=Sci name)	Lysimachia filifolia	E	\$3.50	\$0.00	\$3.50	\$0.00	\$3.50
448	Lysimachia lydgatei (=Sci name)	Lysimachia lydgatei	E	\$18.00	\$0.00	\$18.00	\$0.00	\$18.00
436	Lysimachia maxima (=ternifolia) (=Sci. name)	Lysimachia maxima (=ternifolia)	E	\$18.00	\$0.00	\$18.00	\$0.10	\$18.10
406	Mahoe	Alectryon macrococcus	E	\$18.00	\$0.00	\$18.00	\$0.90	\$18.90
695	Makou	Peucedanum sandwicense	T	\$3.50	\$0.00	\$3.50	\$1.50	\$5.00
1008	Malacothrix, island	Malacothrix squalida	E	\$1.00	\$0.20	\$1.20	\$0.00	\$1.20
164	Mallow, Kern	Eremalche kernensis	E	\$68.50	\$47.27	\$115.77	\$0.00	\$115.77
690	Mallow, Peter's Mountain	Iliamna corei	E	\$3.00	\$1.50	\$4.50	\$0.67	\$5.17
1002	Malacothrix, Santa Cruz Island	Malacothrix indecora	E	\$1.00	\$0.40	\$1.40	\$0.00	\$1.40
916	Manaca, palma de	Calyptronoma rivalis	T	\$3.00	\$0.00	\$3.00	\$0.00	\$3.00
583	Manioc, Walker's	Manihot walkerae	E	\$9.20	\$0.00	\$9.20	\$0.00	\$9.20
239	Manzanita, Del Mar (=Costa Baja, =Eastwood's)	Arctostaphylos glandulosa ssp. crassifolia	E	\$57.00	\$0.00	\$57.00	\$0.00	\$57.00
188	Manzanita, Morro	Arctostaphylos morroensis	T	\$94.00	\$0.00	\$94.00	\$0.00	\$94.00
316	Manzanita, Presido (=Raven's)	Arctostaphylos hookeri var. ravenii	E	\$1.50	\$30.30	\$31.80	\$0.00	\$31.80
1008	Manzanita, Santa Rosa Island	Arctostaphylos confertiflora	E	\$1.00	\$0.20	\$1.20	\$0.00	\$1.20
448	Mapele	Cyrtandra cyaneoides	E	\$18.00	\$0.00	\$18.00	\$0.00	\$18.00
977	Mariposa lily, Tiburon	Calochortus tiburonensis	T	\$1.50	\$0.00	\$1.50	\$0.00	\$1.50
824	Mariscus fauriei (=Sci name)	Mariscus fauriei	E	\$3.50	\$0.00	\$3.50	\$0.00	\$3.50
785	Mariscus pennatifolius (=Sci name)	Mariscus pennatifolius	E	\$3.50	\$0.00	\$3.50	\$0.20	\$3.70
448	Ma'aloa, Big Island	Neraudia ovata	E	\$18.00	\$0.00	\$18.00	\$0.00	\$18.00
500	Ma'o hau hele (=biscus, native yellow)	Hibiscus brackenridgei	E	\$3.50	\$0.00	\$3.50	\$13.20	\$16.70
824	Ma'oli'oli	Schiedea apokremnos	E	\$3.50	\$0.00	\$3.50	\$0.00	\$3.50
448	Ma'oli'oli	Schiedea kealiae	E	\$18.00	\$0.00	\$18.00	\$0.00	\$18.00
977	Meadowfoam, Butte County	Limnanthes floccosa ssp. californica	E	\$1.50	\$0.00	\$1.50	\$0.00	\$1.50

TABLE 1. REPORTED EXPENDITURES (\$000) FOR FY 1997 FOR ENDANGERED AND THREATENED SPECIES, NOT INCLUDING LAND ACQUISITION COSTS.

RANK	SPECIES (50 CFR Part 17)	SCIENTIFIC NAMES	STATUS	FWS TOTAL	OTHER FED	FED TOTAL	STATES TOTAL	SPECIES TOTAL
260	Meadowfoam, Sebastopol	Limnanthes vincularis	E	\$18.50	\$30.00	\$48.50	\$0.00	\$48.50
749	Meadowrue, Cooley's	Thalictrum cooleyi	E	\$4.00	\$0.00	\$4.00	\$0.00	\$4.00
695	Mehamehame	Flueggea neowawraea	E	\$4.50	\$0.00	\$4.50	\$0.50	\$5.00
220	Mesa-mint, Olay	Pogogyne nudiuscula	E	\$68.00	\$0.00	\$68.00	\$0.00	\$68.00
131	Mesa-mint, San Diego	Pogogyne abramsii	E	\$38.00	\$124.00	\$162.00	\$0.00	\$162.00
1061	Milkpea, Small's	Galactia smallii	E	\$0.00	\$0.00	\$0.00	\$0.00	\$0.00
259	Milk-vetch, Applegate's	Astragalus applegatei	E	\$49.00	\$0.00	\$49.00	\$0.00	\$49.00
669	Milk-vetch, Ash meadows	Astragalus phoenix	T	\$4.00	\$1.60	\$5.60	\$0.00	\$5.60
733	Milk-vetch, Braunton's	Astragalus brauntonii	E	\$1.00	\$3.30	\$4.30	\$0.00	\$4.30
289	Milk-vetch, Cushenbury	Astragalus albens	E	\$38.00	\$0.00	\$38.00	\$0.00	\$38.00
715	Milk-vetch, heliotrope	Astragalus montii	T	\$4.00	\$0.40	\$4.40	\$0.30	\$4.70
566	Milk-vetch, Jesup's	Astragalus robbinsii var. jesupi	E	\$10.53	\$0.00	\$10.53	\$0.20	\$10.73
298	Milk-vetch, Mancos	Astragalus humillimus	E	\$7.00	\$26.80	\$33.80	\$2.67	\$36.47
695	Milk-vetch, Osterhout	Astragalus osterhoutii	E	\$0.00	\$5.00	\$5.00	\$0.00	\$5.00
524	Milk-vetch, Sentry	Astragalus cremnophylax var. cremnophylax	E	\$2.00	\$12.80	\$14.80	\$0.00	\$14.80
275	Milkweed, Mead's	Asclepias meadii	T	\$8.81	\$30.10	\$38.91	\$2.58	\$41.49
266	Milkweed, Welsh's	Asclepias welshii	T	\$1.40	\$42.80	\$44.20	\$0.30	\$44.50
1061	Mint, Garrett's (=scrub, in part)	Dicerandra christmanii	E	\$0.00	\$0.00	\$0.00	\$0.00	\$0.00
1061	Mint, Lakela's	Dicerandra immaculata	E	\$0.00	\$0.00	\$0.00	\$0.00	\$0.00
1055	Mint, longspurred	Dicerandra cornutissima	E	\$0.10	\$0.00	\$0.10	\$0.00	\$0.10
1061	Mint, scrub	Dicerandra frutescens	E	\$0.00	\$0.00	\$0.00	\$0.00	\$0.00
621	Mitracarpus maxwelliae (=Sci name)	Mitracarpus maxwelliae	E	\$7.00	\$0.00	\$7.00	\$0.00	\$7.00
621	Mitracarpus polycladus (=Sci name)	Mitracarpus polycladus	E	\$7.00	\$0.00	\$7.00	\$0.00	\$7.00
586	Monkey-flower, Michigan	Mimulus glabratus var. michiganensis	E	\$9.00	\$0.00	\$9.00	\$0.00	\$9.00
562	Monkshood, northern wild	Aconitum noveboracense	T	\$6.00	\$0.00	\$6.00	\$5.17	\$11.17
824	Morning-glory, Stebbins'	Calystegia stebbinsii	E	\$3.50	\$0.00	\$3.50	\$0.00	\$3.50
356	Mountain balm, Indian Knob	Eriodictyon altissimum	E	\$25.00	\$0.00	\$25.00	\$0.00	\$25.00
963	Mountain-mahogany, Catalina Island	Cercocarpus traskiae	E	\$2.00	\$0.00	\$2.00	\$0.00	\$2.00
824	Munroidendron racemosum (=Sci name)	Munroidendron racemosum	E	\$3.50	\$0.00	\$3.50	\$0.00	\$3.50
1061	Mustard, Carter's	Warea carteri	E	\$0.00	\$0.00	\$0.00	\$0.00	\$0.00
695	Mustard, Penland alpine fen	Eutrema penlandii	T	\$0.00	\$5.00	\$5.00	\$0.00	\$5.00
282	Mustard, slender-petaled	Thelypodium stenopetalum	E	\$38.00	\$2.40	\$40.40	\$0.00	\$40.40
695	Myrcia paganii (=Sci name)	Myrcia paganii	E	\$5.00	\$0.00	\$5.00	\$0.00	\$5.00
448	Nani wai'ale'ale	Viola kauaiensis var. wahiawaensis	E	\$18.00	\$0.00	\$18.00	\$0.00	\$18.00
414	Nanu	Gardenia mannii	E	\$18.00	\$0.00	\$18.00	\$0.50	\$18.50
430	Naupaka, dwarf	Scaevola coriacea	E	\$18.00	\$0.00	\$18.00	\$0.20	\$18.20
977	Navarretia, few-flowered	Navarretia leucocephala ssp. pauciflora	E	\$1.50	\$0.00	\$1.50	\$0.00	\$1.50
309	Navarretia, many-flowered	Navarretia leucocephala ssp. plieantha	E	\$3.50	\$30.00	\$33.50	\$0.00	\$33.50
676	Na'ena'e	Dubautia herbstobatae	E	\$3.50	\$1.99	\$5.49	\$0.10	\$5.59

TABLE 1. REPORTED EXPENDITURES (\$000) FOR FY 1997 FOR ENDANGERED AND THREATENED SPECIES, NOT INCLUDING LAND ACQUISITION COSTS.

RANK	SPECIES (50 CFR Part 17)	SCIENTIFIC NAMES	STATUS	FWS TOTAL	OTHER FED	FED TOTAL	STATES TOTAL	SPECIES TOTAL
749	Negra, cobana	<i>Stahlia monosperma</i>	T	\$4.00	\$0.00	\$4.00	\$0.00	\$4.00
448	Nehe	<i>Lipochaeta kamolensis</i>	E	\$18.00	\$0.00	\$18.00	\$0.00	\$18.00
710	Nehe	<i>Lipochaeta fauriei</i>	E	\$3.50	\$0.00	\$3.50	\$1.40	\$4.90
749	Nehe	<i>Lipochaeta lobata</i> var. <i>leptophylla</i>	E	\$3.50	\$0.00	\$3.50	\$0.50	\$4.00
824	Nehe	<i>Lipochaeta tenuifolia</i>	E	\$3.50	\$0.00	\$3.50	\$0.00	\$3.50
824	Nehe	<i>Lipochaeta micrantha</i>	E	\$3.50	\$0.00	\$3.50	\$0.00	\$3.50
824	Nehe	<i>Lipochaeta waimeaensis</i>	E	\$3.50	\$0.00	\$3.50	\$0.00	\$3.50
683	<i>Neraudia angulata</i> (=Sci name)	<i>Neraudia angulata</i>	E	\$3.50	\$1.99	\$5.49	\$0.00	\$5.49
824	<i>Neraudia sericea</i> (=Sci name)	<i>Neraudia sericea</i>	E	\$3.50	\$0.00	\$3.50	\$0.00	\$3.50
669	Nioi	<i>Eugenia koolauensis</i>	E	\$3.50	\$0.00	\$3.50	\$2.10	\$5.60
636	Niterwort, Amargosa	<i>Nitrophila mohavensis</i>	E	\$5.00	\$1.60	\$6.60	\$0.00	\$6.60
448	Nohoanu	<i>Geranium multiflorum</i>	E	\$18.00	\$0.00	\$18.00	\$0.00	\$18.00
1061	Oak, Hinckley	<i>Quercus hinckleyi</i>	T	\$0.00	\$0.00	\$0.00	\$0.00	\$0.00
801	Opuhe	<i>Urera kaalae</i>	E	\$3.50	\$0.00	\$3.50	\$0.10	\$3.60
274	Orchid, eastern prairie fringed	<i>Platanthera leucophaea</i>	T	\$22.50	\$12.18	\$34.68	\$7.29	\$41.98
130	Orchid, western prairie fringed	<i>Platanthera praeclara</i>	T	\$51.34	\$102.63	\$153.97	\$8.84	\$162.81
972	Orcutt grass, Greene's	<i>Tuctoria greenei</i>	E	\$1.50	\$0.42	\$1.92	\$0.00	\$1.92
977	Orcutt grass, hairy (=pilose)	<i>Orcuttia pilosa</i>	E	\$1.50	\$0.00	\$1.50	\$0.00	\$1.50
361	Orcutt grass, Sacramento	<i>Orcuttia viscida</i>	E	\$23.50	\$0.00	\$23.50	\$0.00	\$23.50
977	Orcutt grass, San Joaquin	<i>Orcuttia inaequalis</i>	T	\$1.50	\$0.00	\$1.50	\$0.00	\$1.50
301	Orcutt grass, slender	<i>Orcuttia tenuis</i>	T	\$20.00	\$15.62	\$35.62	\$0.00	\$35.62
977	Owl's-clover, fleshy	<i>Castilleja campestris</i> ssp. <i>succulenta</i>	T	\$1.50	\$0.00	\$1.50	\$0.00	\$1.50
289	<i>Oxytheca</i> , cushenbury	<i>Oxytheca parishii</i> var. <i>goodmaniana</i>	E	\$38.00	\$0.00	\$38.00	\$0.00	\$38.00
586	Paintbrush, golden	<i>Castilleja levisecta</i>	T	\$9.00	\$0.00	\$9.00	\$0.00	\$9.00
689	Paintbrush, soft-leaved	<i>Castilleja mollis</i>	E	\$5.00	\$0.20	\$5.20	\$0.00	\$5.20
694	Paintbrush, Tiburon	<i>Castilleja affinis</i> ssp. <i>neglecta</i>	E	\$3.50	\$1.56	\$5.06	\$0.00	\$5.06
904	Palo colorado	<i>Ternstroemia luquillensis</i>	E	\$3.00	\$0.40	\$3.40	\$0.00	\$3.40
904	Palo de jazmin	<i>Styrax portoricensis</i>	E	\$3.00	\$0.40	\$3.40	\$0.00	\$3.40
916	Palo de Nigua	<i>Cornutia obovata</i>	E	\$3.00	\$0.00	\$3.00	\$0.00	\$3.00
916	Palo de Ramon	<i>Banara vanderbiltii</i>	E	\$3.00	\$0.00	\$3.00	\$0.00	\$3.00
801	Pamakani	<i>Viola chamissoniana</i> ssp. <i>chamissoniana</i>	E	\$3.50	\$0.00	\$3.50	\$0.10	\$3.60
448	Pamakani	<i>Tetramolopium capillare</i>	E	\$18.00	\$0.00	\$18.00	\$0.00	\$18.00
824	Panicgrass, Carter's	<i>Panicum fauriei</i> var. <i>carteri</i>	E	\$3.50	\$0.00	\$3.50	\$0.00	\$3.50
824	Pau'ala	<i>Brighamia rockii</i>	E	\$3.50	\$0.00	\$3.50	\$0.00	\$3.50
1055	Pawpaw, beautiful	<i>Deeringothamnus pulchellus</i>	E	\$0.10	\$0.00	\$0.10	\$0.00	\$0.10
651	Pawpaw, four-petal	<i>Asimina tetramera</i>	E	\$6.00	\$6.00	\$6.00	\$0.00	\$6.00
1036	Pawpaw, Rugei's	<i>Deeringothamnus rugelii</i>	E	\$0.90	\$0.00	\$0.90	\$0.00	\$0.90
695	Pelos del diablo	<i>Aristida portoricensis</i>	E	\$5.00	\$0.00	\$5.00	\$0.00	\$5.00
719	Pennyroyal, Todsens	<i>Hedeoma todsenii</i>	E	\$0.00	\$4.60	\$4.60	\$0.00	\$4.60

TABLE 1. REPORTED EXPENDITURES (\$000) FOR FY 1997 FOR ENDANGERED AND THREATENED SPECIES, NOT INCLUDING LAND ACQUISITION COSTS.

RANK	SPECIES (50 CFR Part 17)	SCIENTIFIC NAMES	STATUS	FWS TOTAL	OTHER FED	FED TOTAL	STATES TOTAL	SPECIES TOTAL
491	Penstemon, blowout	Penstemon haydenii	E	\$0.00	\$16.00	\$16.00	\$1.50	\$17.50
695	Pentachaeta, Lyon's	Pentachaeta lyonii	E	\$5.00	\$0.00	\$5.00	\$0.00	\$5.00
977	Pentachaeta, white-rayed	Pentachaeta bellidiflora	E	\$1.50	\$0.00	\$1.50	\$0.00	\$1.50
916	Peperomia, Wheeler's	Peperomia wheeleri	E	\$3.00	\$0.00	\$3.00	\$0.00	\$3.00
661	Phacelia, clay	Phacelia argillacea	E	\$0.60	\$5.00	\$5.60	\$0.30	\$5.90
1008	Phacelia, island	Phacelia insularis var. insularis	E	\$1.00	\$0.20	\$1.20	\$0.00	\$1.20
651	Phacelia, North Park	Phacelia formosula	E	\$0.00	\$6.00	\$6.00	\$0.00	\$6.00
405	Phlox, Texas trailing	Phlox nivalis ssp. texensis	E	\$18.00	\$1.00	\$19.00	\$0.00	\$19.00
824	Phyllostegia glabra var. lanaiensis (=Sci nam	Phyllostegia glabra var. lanaiensis	E	\$3.50	\$0.00	\$3.50	\$0.00	\$3.50
404	Phyllostegia hirsuta (=Sci. name)	Phyllostegia hirsuta	E	\$18.00	\$0.00	\$18.00	\$1.10	\$19.10
448	Phyllostegia kaalaensis (=Sci. name)	Phyllostegia kaalaensis	E	\$18.00	\$0.00	\$18.00	\$0.00	\$18.00
400	Phyllostegia knudsenii , (=Sci. name)	Phyllostegia knudsenii	E	\$18.00	\$0.00	\$18.00	\$1.40	\$19.40
824	Phyllostegia mannii (=Sci name)	Phyllostegia mannii	E	\$3.50	\$0.00	\$3.50	\$0.00	\$3.50
824	Phyllostegia mollis (=Sci name)	Phyllostegia mollis	E	\$3.50	\$0.00	\$3.50	\$0.00	\$3.50
742	Phyllostegia parviflora (=Sci. name)	Phyllostegia parviflora	E	\$3.50	\$0.00	\$3.50	\$0.60	\$4.10
435	Phyllostegia velutina (=Sci. name)	Phyllostegia velutina	E	\$18.00	\$0.00	\$18.00	\$0.15	\$18.15
824	Phyllostegia waimeae (=Sci name)	Phyllostegia waimeae	E	\$3.50	\$0.00	\$3.50	\$0.00	\$3.50
792	Phyllostegia warshaueri (=Sci. name)	Phyllostegia warshaueri	E	\$3.50	\$0.00	\$3.50	\$0.15	\$3.65
448	Phyllostegia wawrana , (=Sci. name)	Phyllostegia wawrana	E	\$18.00	\$0.00	\$18.00	\$0.00	\$18.00
777	Pilo	Hedyotis mannii	E	\$3.50	\$0.00	\$3.50	\$0.30	\$3.80
1020	Pinkroot, gentian	Spigelia gentianoides	E	\$1.00	\$0.00	\$1.00	\$0.00	\$1.00
407	Pink, swamp	Helonias bullata	T	\$13.10	\$4.50	\$17.60	\$1.21	\$18.81
1061	Pitaya, Davis' green	Echinocereus viridiflorus var. davisii	E	\$0.00	\$0.00	\$0.00	\$0.00	\$0.00
631	Pitcher-plant, Alabama canebrake	Sarracenia rubra ssp. alabamensis	E	\$6.20	\$0.56	\$6.76	\$0.00	\$6.76
253	Pitcher-plant, green	Sarracenia oreophila	E	\$25.30	\$26.08	\$51.38	\$0.43	\$51.81
691	Pitcher-plant, mountain sweet	Sarracenia rubra ssp. jonesii	E	\$5.00	\$0.10	\$5.10	\$0.00	\$5.10
785	Platanthera holochila (=Sci. name)	Platanthera holochila	E	\$3.50	\$0.00	\$3.50	\$0.20	\$3.70
1061	Plum, scrub	Prunus geniculata	E	\$0.00	\$0.00	\$0.00	\$0.00	\$0.00
749	Poa siphonoglossa (=Sci name)	Poa siphonoglossa	E	\$3.50	\$0.00	\$3.50	\$0.50	\$4.00
224	Pogonia, small whorled	Isotria medeoloides	T	\$16.00	\$47.45	\$63.45	\$2.08	\$65.53
516	Polygala, Lewton's	Polygala lewtonii	E	\$0.00	\$3.00	\$3.00	\$0.00	\$3.00
1061	Polygala, tiny	Polygala smallii	E	\$0.00	\$0.00	\$0.00	\$0.00	\$0.00
280	Pondberry	Lindera melissifolia	E	\$8.00	\$31.80	\$39.80	\$1.10	\$40.90
1043	Pondweed, Little Aguja Creek	Potamogeton clystocarpus	E	\$0.50	\$0.00	\$0.50	\$0.00	\$0.50
801	Popolo, ku mai (=Popolo, thorny)	Solanum incompletum	E	\$3.50	\$0.00	\$3.50	\$0.10	\$3.60
603	Poppy-mallow, Texas	Callirhoe scabriuscula	E	\$1.00	\$7.20	\$8.20	\$0.00	\$8.20
563	Poppy, Sacramento prickly	Argemone pleiacantha ssp. pinnatisecta	E	\$3.00	\$8.10	\$11.10	\$0.00	\$11.10
519	Potato-bean, Price's	Apios priceana	T	\$1.30	\$11.20	\$12.50	\$2.53	\$15.03
721	Po'e	Portulaca sclerocarpa	E	\$3.50	\$1.00	\$4.50	\$0.00	\$4.50

TABLE 1. REPORTED EXPENDITURES (\$000) FOR FY 1997 FOR ENDANGERED AND THREATENED SPECIES, NOT INCLUDING LAND ACQUISITION COSTS.

RANK	SPECIES (50 CFR Part 17)	SCIENTIFIC NAMES	STATUS	FWS TOTAL	OTHER FED	FED TOTAL	STATES TOTAL	SPECIES TOTAL
549	Prairie-clover, leafy	<i>Dalea foliosa</i>	E	\$4.00	\$2.50	\$6.50	\$5.70	\$12.20
1061	Prickly-apple, fragrant	<i>Cereus eriophorus</i> var. <i>fragrans</i>	E	\$0.00	\$0.00	\$0.00	\$0.00	\$0.00
916	Prickly-ash, St. Thomas	<i>Zanthoxylum thomasianum</i>	E	\$3.00	\$0.00	\$3.00	\$0.00	\$3.00
620	Primrose, Maguire	<i>Primula maguirei</i>	T	\$0.40	\$6.48	\$6.88	\$0.30	\$7.18
448	Pritchardia remota (=Sci name)	<i>Pritchardia remota</i>	E	\$18.00	\$0.00	\$18.00	\$0.00	\$18.00
801	Pu'uka'a	<i>Cyperus trachysanthos</i>	E	\$3.50	\$0.00	\$3.50	\$0.10	\$3.60
963	Rattleweed, hairy	<i>Baptisia arachnifera</i>	E	\$2.00	\$0.00	\$2.00	\$0.00	\$2.00
721	Reed-mustard, Barneby	<i>Schoenocrambe barnebyi</i>	E	\$0.20	\$4.00	\$4.20	\$0.30	\$4.50
1038	Reed-mustard, clay	<i>Schoenocrambe argillacea</i>	T	\$0.40	\$0.00	\$0.40	\$0.30	\$0.70
824	Remya kauaiensis (=Sci name)	<i>Remya kauaiensis</i>	E	\$3.50	\$0.00	\$3.50	\$0.00	\$3.50
824	Remya montgomeryi (=Sci name)	<i>Remya montgomeryi</i>	E	\$3.50	\$0.00	\$3.50	\$0.00	\$3.50
373	Remya, Maui	<i>Remya mauiensis</i>	E	\$22.00	\$0.00	\$22.00	\$0.10	\$22.10
1020	Rhododendron, Chapman	<i>Rhododendron chapmanii</i>	E	\$1.00	\$0.00	\$1.00	\$0.00	\$1.00
1038	Ridge-cress (=pepper-cress), Barneby	<i>Lepidium barnebyanum</i>	E	\$0.40	\$0.00	\$0.40	\$0.30	\$0.70
738	Rock-cress	<i>Arabis perstellata</i>	E	\$3.40	\$0.80	\$4.20	\$0.00	\$4.20
1002	Rock-cress, Hoffmann's	<i>Arabis hoffmannii</i>	E	\$1.00	\$0.40	\$1.40	\$0.00	\$1.40
170	Rock-cress, McDonald's	<i>Arabis mcdonaldiana</i>	E	\$104.50	\$2.70	\$107.20	\$0.00	\$107.20
801	Rockcress, Santa Cruz Island	<i>Sibara filifolia</i>	E	\$2.00	\$1.60	\$3.60	\$0.00	\$3.60
590	Rock-cress, shale barren	<i>Arabis serotina</i>	E	\$5.50	\$3.00	\$8.50	\$0.39	\$8.89
777	Rollandia crispa (=Sci name)	<i>Rollandia crispa</i>	E	\$3.50	\$0.00	\$3.50	\$0.30	\$3.80
695	Rosa, palo de	<i>Ottoschulzia rhodoxylon</i>	E	\$5.00	\$0.00	\$5.00	\$0.00	\$5.00
824	Rosemary, Apalachicola	<i>Conradina glabra</i>	E	\$3.50	\$0.00	\$3.50	\$0.00	\$3.50
962	Rosemary, Cumberland	<i>Conradina verticillata</i>	T	\$1.40	\$0.00	\$1.40	\$0.63	\$2.03
1061	Rosemary, Etonia	<i>Conradina etonia</i>	E	\$0.00	\$0.00	\$0.00	\$0.00	\$0.00
1061	Rosemary, short-leaved	<i>Conradina brevifolia</i>	E	\$0.00	\$0.00	\$0.00	\$0.00	\$0.00
1037	Roseroot, Leedy's	<i>Sedum integrifolium</i> ssp. <i>leedyi</i>	T	\$0.00	\$0.00	\$0.00	\$0.83	\$0.83
277	Rush-pea, slender	<i>Hoffmannseggia tenella</i>	E	\$33.00	\$8.00	\$41.00	\$0.00	\$41.00
1008	Rush-rose, island	<i>Helianthemum greenei</i>	T	\$1.00	\$0.20	\$1.20	\$0.00	\$1.20
824	Sandalwood, Lanai or iliahi	<i>Santalum freycinetianum</i> var. <i>lanaiense</i>	E	\$3.50	\$0.00	\$3.50	\$0.00	\$3.50
824	Sandbur, agrimony or Kamanomano	<i>Cenchrus agrimonioides</i>	E	\$3.50	\$0.00	\$3.50	\$0.00	\$3.50
1061	Sandlace	<i>Polygonella myriophylla</i>	E	\$0.00	\$0.00	\$0.00	\$0.00	\$0.00
974	Sand-verbena, large-fruited	<i>Abronia macrocarpa</i>	E	\$1.80	\$0.00	\$1.80	\$0.00	\$1.80
1050	Sandwort, Cumberland	<i>Arenaria cumberlandensis</i>	E	\$0.00	\$0.00	\$0.00	\$0.39	\$0.39
262	Sandwort, Marsh	<i>Arenaria paludicola</i>	E	\$48.00	\$0.00	\$48.00	\$0.00	\$48.00
650	Sanicula marivera (=Sci name)	<i>Sanicula marivera</i>	E	\$3.50	\$1.99	\$5.49	\$0.60	\$6.09
749	Sanicula purpurea (=Sci. name)	<i>Sanicula purpurea</i>	E	\$3.50	\$0.00	\$3.50	\$0.50	\$4.00
448	Schiedea haleakalensis (=Sci name)	<i>Schiedea haleakalensis</i>	E	\$18.00	\$0.00	\$18.00	\$0.00	\$18.00
448	Schiedea helleri, (=Sci. name)	<i>Schiedea helleri</i>	E	\$18.00	\$0.00	\$18.00	\$0.00	\$18.00
749	Schiedea hookeri (=Sci. name)	<i>Schiedea hookeri</i>	E	\$3.50	\$0.00	\$3.50	\$0.50	\$4.00

TABLE 1. REPORTED EXPENDITURES (\$000) FOR FY 1997 FOR ENDANGERED AND THREATENED SPECIES, NOT INCLUDING LAND ACQUISITION COSTS.

RANK	SPECIES (50 CFR Part 17)	SCIENTIFIC NAMES	STATUS	FWS TOTAL	OTHER FED	FED TOTAL	STATES TOTAL	SPECIES TOTAL
664	Schiedea kaalae (=Sci name)	Schiedea kaalae	E	\$4.50	\$0.00	\$4.50	\$1.30	\$5.80
824	Schiedea kauaiensis (=Sci. name)	Schiedea kauaiensis	E	\$3.50	\$0.00	\$3.50	\$0.00	\$3.50
824	Schiedea lydgatei (=Sci name)	Schiedea lydgatei	E	\$3.50	\$0.00	\$3.50	\$0.00	\$3.50
448	Schiedea membranacea , (=Sci. name)	Schiedea membranacea	E	\$18.00	\$0.00	\$18.00	\$0.00	\$18.00
801	Schiedea nuttallii (=Sci. name)	Schiedea nuttallii	E	\$3.50	\$0.00	\$3.50	\$0.10	\$3.60
448	Schiedea sarmentosa (=Sci. name)	Schiedea sarmentosa	E	\$18.00	\$0.00	\$18.00	\$0.00	\$18.00
824	Schiedea spergulina var. leiopoda (=Sci name)	Schiedea spergulina var. leiopoda	E	\$3.50	\$0.00	\$3.50	\$0.00	\$3.50
824	Schiedea spergulina var. spergulina (=Sci name)	Schiedea spergulina var. spergulina	T	\$3.50	\$0.00	\$3.50	\$0.00	\$3.50
448	Schiedea verticillata (=Sci name)	Schiedea verticillata	E	\$18.00	\$0.00	\$18.00	\$0.00	\$18.00
824	Schiedea, Diamond Head	Schiedea adamantis	E	\$3.50	\$0.00	\$3.50	\$0.00	\$3.50
916	Schoepfia arenaria (=Sci name)	Schoepfia arenaria	T	\$3.00	\$0.00	\$3.00	\$0.00	\$3.00
1020	Seablite, California	Suaeda californica	E	\$1.00	\$0.00	\$1.00	\$0.00	\$1.00
561	Sedge, Navajo	Carex specuicola	T	\$2.00	\$9.02	\$11.02	\$0.30	\$11.32
801	Silene alexandri (=Sci name)	Silene alexandri	E	\$3.50	\$0.00	\$3.50	\$0.10	\$3.60
490	Silene hawaiiensis (=Sci name)	Silene hawaiiensis	T	\$17.50	\$0.00	\$17.50	\$0.20	\$17.70
783	Silene lanceolata (=Sci name)	Silene lanceolata	E	\$3.50	\$0.00	\$3.50	\$0.25	\$3.75
785	Silene perlmanii (=Sci name)	Silene perlmanii	E	\$3.50	\$0.00	\$3.50	\$0.20	\$3.70
448	Silversword, Haleakala ('ahinahina)	Argyroxiphium sandwicense ssp. macrocephalum	E	\$18.00	\$0.00	\$18.00	\$0.00	\$18.00
319	Silversword, Ka'u	Argyroxiphium kauense	E	\$7.50	\$15.00	\$22.50	\$8.00	\$30.50
535	Silversword, 'Ahinahina Mauna Kea	Argyroxiphium sandwicense ssp. sandwicense	E	\$7.50	\$0.00	\$7.50	\$5.60	\$13.10
606	Skullcap, Florida	Scutellaria floridana	T	\$8.00	\$0.00	\$8.00	\$0.00	\$8.00
296	Skullcap, large-flowered	Scutellaria montana	E	\$13.00	\$18.20	\$31.20	\$5.97	\$37.17
1020	Snakeroot	Eryngium cuneifolium	E	\$0.00	\$1.00	\$1.00	\$0.00	\$1.00
947	Snowbells, Texas	Styrax texana	E	\$2.50	\$0.00	\$2.50	\$0.00	\$2.50
595	Spermolepis hawaiiensis (=Sci name)	Spermolepis hawaiiensis	E	\$3.50	\$5.00	\$8.50	\$0.00	\$8.50
326	Spineflower, Ben Lomond	Chorizanthe pungens var. hartwegiana	E	\$30.00	\$0.00	\$30.00	\$0.00	\$30.00
356	Spineflower, Howell's	Chorizanthe howellii	E	\$25.00	\$0.00	\$25.00	\$0.00	\$25.00
294	Spineflower, Monterey	Chorizanthe pungens var. pungens	T	\$5.00	\$32.40	\$37.40	\$0.00	\$37.40
171	Spineflower, Orcutt's	Chorizanthe orcuttiana	E	\$107.00	\$0.00	\$107.00	\$0.00	\$107.00
326	Spineflower, Robust (incl. Scotts Valley)	Chorizanthe robusta (incl. vars. robusta & hartwe	E	\$30.00	\$0.00	\$30.00	\$0.00	\$30.00
141	Spineflower, slender-horned	Dodecahema leptoceras	E	\$64.00	\$75.60	\$139.60	\$0.00	\$139.60
340	Spineflower, Sonoma	Chorizanthe valida	E	\$25.00	\$1.56	\$26.56	\$0.00	\$26.56
578	Spiraea, Virginia	Spiraea virginiana	T	\$4.50	\$3.90	\$8.40	\$1.59	\$9.99
1061	Spurge, deltoid	Chamaesyce deltoidea ssp. deltoidea	E	\$0.00	\$0.00	\$0.00	\$0.00	\$0.00
1061	Spurge, Garber's	Chamaesyce garberi	T	\$0.00	\$0.00	\$0.00	\$0.00	\$0.00
977	Spurge, Hoover's	Chamaesyce hooveri	T	\$1.50	\$0.00	\$1.50	\$0.00	\$1.50
612	Spurge, telephus	Euphorbia telephioides	T	\$7.50	\$0.00	\$7.50	\$0.00	\$7.50
792	Stenogyne angustifolia (=Sci name)	Stenogyne angustifolia	E	\$3.50	\$0.00	\$3.50	\$0.15	\$3.65
777	Stenogyne bifida (=Sci name)	Stenogyne bifida	E	\$3.50	\$0.00	\$3.50	\$0.30	\$3.80

TABLE 1. REPORTED EXPENDITURES (\$000) FOR FY 1997 FOR ENDANGERED AND THREATENED SPECIES, NOT INCLUDING LAND ACQUISITION COSTS.

RANK	SPECIES (50 CFR Part 17)	SCIENTIFIC NAMES	STATUS	FWS TOTAL	OTHER FED	FED TOTAL	STATES TOTAL	SPECIES TOTAL
824	Stenogyne campanulata (=Sci name)	Stenogyne campanulata	E	\$3.50	\$0.00	\$3.50	\$0.00	\$3.50
821	Stenogyne kanehoana (=Sci name)	Stenogyne kanehoana	E	\$3.50	\$0.00	\$3.50	\$0.05	\$3.55
973	Stonecrop, Lake County	Parvisedum leiocarpum	E	\$1.50	\$0.35	\$1.85	\$0.00	\$1.85
214	Sumac, Michaux's	Rhus michauxii	E	\$18.00	\$54.00	\$72.00	\$0.00	\$72.00
977	Sunburst, Hartweg's golden	Pseudobahia bahiifolia	E	\$1.50	\$0.00	\$1.50	\$0.00	\$1.50
976	Sunburst, San Joaquin adobe	Pseudobahia peirsonii	T	\$1.50	\$0.19	\$1.69	\$0.00	\$1.69
188	Sunflower, Eggert's	Helianthus eggertii	T	\$37.50	\$56.50	\$94.00	\$0.00	\$94.00
977	Sunflower, San Mateo woolly	Eriophyllum latilobum	E	\$1.50	\$0.00	\$1.50	\$0.00	\$1.50
277	Sunflower, Schweinitz's	Helianthus schweinitzii	E	\$1.00	\$40.00	\$41.00	\$0.00	\$41.00
669	Sunray, Ash Meadows	Enceliopsis nudicaulis var. corrugata	T	\$4.00	\$1.60	\$5.60	\$0.00	\$5.60
254	Sunshine, Sonoma (=Stickyseed, Baker's)	Blennosperma bakeri	E	\$21.50	\$30.00	\$51.50	\$0.00	\$51.50
904	Ternstroemia subsessilis (=Sci name)	Ternstroemia subsessilis	E	\$3.00	\$0.40	\$3.40	\$0.00	\$3.40
824	Tetramolopium rockii (=Sci name)	Tetramolopium rockii	T	\$3.50	\$0.00	\$3.50	\$0.00	\$3.50
792	Tetramolopium arenarium (=Sci name)	Tetramolopium arenarium	E	\$3.50	\$0.00	\$3.50	\$0.15	\$3.65
683	Tetramolopium filiforme (=Sci name)	Tetramolopium filiforme	E	\$3.50	\$1.99	\$5.49	\$0.00	\$5.49
749	Tetramolopium lepidotum ssp. lepidotum (=Sci)	Tetramolopium lepidotum ssp. lepidotum	E	\$3.50	\$0.00	\$3.50	\$0.50	\$4.00
824	Tetramolopium remyi (=Sci name)	Tetramolopium remyi	E	\$3.50	\$0.00	\$3.50	\$0.00	\$3.50
345	Thistle, Chorro Creek	Cirsium fontinale var. obispoense	E	\$26.00	\$0.00	\$26.00	\$0.00	\$26.00
977	Thistle, fountain	Cirsium fontinale var. fontinale	E	\$1.50	\$0.00	\$1.50	\$0.00	\$1.50
977	Thistle, Loch Lomond coyote	Eryngium constancei	E	\$1.50	\$0.00	\$1.50	\$0.00	\$1.50
502	Thistle, Pitcher's	Cirsium pitcheri	T	\$4.00	\$10.50	\$14.50	\$2.00	\$16.50
518	Thistle, Sacramento Mountains	Cirsium vinaceum	T	\$3.00	\$12.25	\$15.25	\$0.00	\$15.25
977	Thornmint, San Mateo	Acanthomintha obovata ssp. duttonii	E	\$1.50	\$0.00	\$1.50	\$0.00	\$1.50
498	Townsendia, Last Chance	Townsendia aprica	T	\$0.60	\$16.00	\$16.60	\$0.30	\$16.90
1061	Tree, pygmy fringe	Chionanthus pygmaeus	E	\$0.00	\$0.00	\$0.00	\$0.00	\$0.00
448	Trematolobelia singularis (=Sci. name)	Trematolobelia singularis	E	\$18.00	\$0.00	\$18.00	\$0.00	\$18.00
958	Trillium, persistent	Trillium persistens	E	\$2.00	\$0.14	\$2.14	\$0.00	\$2.14
236	Trillium, relict	Trillium reliquum	E	\$35.00	\$21.00	\$56.00	\$2.53	\$58.53
749	Twinpod, Dudley Bluffs	Physaria obcordata	T	\$0.00	\$4.00	\$4.00	\$0.00	\$4.00
495	Uhiuhi	Caesalpinia kavaiense	E	\$7.50	\$0.00	\$7.50	\$9.90	\$17.40
728	Uvillo	Eugenia haematocarpa	E	\$4.00	\$0.40	\$4.40	\$0.00	\$4.40
695	Vernonia proctorii (=Sci name)	Vernonia proctorii	E	\$5.00	\$0.00	\$5.00	\$0.00	\$5.00
583	Vetch, Hawaiian	Vicia menziesii	E	\$7.50	\$0.00	\$7.50	\$1.70	\$9.20
594	Vigna o-wahuensis (=Sci name)	Vigna o-wahuensis	E	\$3.50	\$5.00	\$8.50	\$0.10	\$8.60
801	Viola helenae (=Sci name)	Viola helenae	E	\$3.50	\$0.00	\$3.50	\$0.10	\$3.60
801	Viola lanaiensis (=Sci name)	Viola lanaiensis	E	\$3.50	\$0.00	\$3.50	\$0.10	\$3.60
414	Viola oahuensis (=Sci. Name)	Viola oahuensis	E	\$18.00	\$0.00	\$18.00	\$0.50	\$18.50
640	Wahane (=Hawane or Ioulu)	Pritchardia aylmer-robinsonii	E	\$3.50	\$0.00	\$3.50	\$3.00	\$6.50
345	Wallflower, Ben Lomond	Erysimum teretifolium	E	\$26.00	\$0.00	\$26.00	\$0.00	\$26.00

TABLE 1. REPORTED EXPENDITURES (\$000) FOR FY 1997 FOR ENDANGERED AND THREATENED SPECIES, NOT INCLUDING LAND ACQUISITION COSTS.

RANK	SPECIES (50 CFR Part 17)	SCIENTIFIC NAMES	STATUS	FWS TOTAL	OTHER FED	FED TOTAL	STATES TOTAL	SPECIES TOTAL
640	Wallflower, Contra Costa	<i>Erysimum capitatum</i> var. <i>angustatum</i>	E	\$4.50	\$2.00	\$6.50	\$0.00	\$6.50
307	Wallflower, Menzies'	<i>Erysimum menziesii</i>	E	\$32.00	\$2.00	\$34.00	\$0.00	\$34.00
1061	Walnut, West Indian or nogal	<i>Juglans jamaicensis</i>	E	\$0.00	\$0.00	\$0.00	\$0.00	\$0.00
728	Warea, wide-leaf	<i>Warea amplexifolia</i>	E	\$4.40	\$0.00	\$4.40	\$0.00	\$4.40
273	Watercress, Gambel's	<i>Rorippa gambellii</i>	E	\$42.00	\$0.00	\$42.00	\$0.00	\$42.00
947	Water-plantain, Kral's	<i>Sagittaria secundifolia</i>	T	\$2.00	\$0.50	\$2.50	\$0.00	\$2.50
284	Water-umbel, Huachuca	<i>Lilaeopsis schaffneriana</i> ssp. <i>recurva</i>	E	\$32.00	\$6.60	\$38.60	\$0.00	\$38.60
1041	Water-willow, Cooley's	<i>Justicia cooleyi</i>	E	\$0.00	\$0.60	\$0.60	\$0.00	\$0.60
1020	Whitlow-wort, papery	<i>Paronychia chartacea</i>	T	\$1.00	\$0.00	\$1.00	\$0.00	\$1.00
651	Wild-buckwheat, clay-loving	<i>Eriogonum pelinophilum</i>	E	\$0.00	\$6.00	\$6.00	\$0.00	\$6.00
959	Wild-buckwheat, gypsum	<i>Eriogonum gypsophilum</i>	T	\$0.60	\$1.50	\$2.10	\$0.00	\$2.10
66	Wild-rice, Texas	<i>Zizania texana</i>	E	\$538.30	\$26.00	\$564.30	\$0.00	\$564.30
1061	Wings, Pigeon	<i>Clitoria fragrans</i>	T	\$0.00	\$0.00	\$0.00	\$0.00	\$0.00
537	Wire-lettuce, Malheur	<i>Stephanomeria malheurensis</i>	E	\$5.00	\$8.00	\$13.00	\$0.00	\$13.00
1061	Wireweed	<i>Polygonella basiramaia</i>	E	\$0.00	\$0.00	\$0.00	\$0.00	\$0.00
801	Woodland-star, San Clemente Island	<i>Lithophragma maximum</i>	E	\$2.00	\$1.60	\$3.60	\$0.00	\$3.60
183	Woolly-star, Hoover's	<i>Eriastrum hooveri</i>	T	\$64.50	\$34.27	\$98.77	\$0.00	\$98.77
158	Woolly-star, Santa Ana River	<i>Eriastrum densifolium</i> ssp. <i>sanctorum</i>	E	\$47.00	\$75.00	\$122.00	\$0.00	\$122.00
192	Woolly-threads, San Joaquin	<i>Lembertia congdonii</i>	E	\$64.50	\$27.27	\$91.77	\$0.00	\$91.77
557	<i>Xylosma crenatum</i> (=Sci name)	<i>Xylosma crenatum</i>	E	\$3.50	\$0.00	\$3.50	\$8.10	\$11.60
1061	<i>Ziziphus, florida</i>	<i>Ziziphus celata</i>	E	\$0.00	\$0.00	\$0.00	\$0.00	\$0.00
557	<i>Aiakeakua, popolo</i>	<i>Solanum sandwicense</i>	E	\$3.50	\$0.00	\$3.50	\$8.10	\$11.60
640	<i>Aiea</i>	<i>Nothoestrum breviflorum</i>	E	\$3.50	\$0.00	\$3.50	\$3.00	\$6.50
695	<i>Aiea</i>	<i>Nothoestrum peltatum</i>	E	\$3.50	\$0.00	\$3.50	\$1.50	\$5.00
824	<i>Akoko</i>	<i>Chamaesyce deppeana</i>	E	\$3.50	\$0.00	\$3.50	\$0.00	\$3.50
733	<i>Akoko</i>	<i>Euphorbia haeleleana</i>	E	\$3.50	\$0.00	\$3.50	\$0.80	\$4.30
414	<i>Akoko</i>	<i>Chamaesyce herbstii</i>	E	\$18.00	\$0.00	\$18.00	\$0.50	\$18.50
749	<i>Akoko</i>	<i>Chamaesyce celastroides</i> var. <i>kaenana</i>	E	\$3.50	\$0.00	\$3.50	\$0.50	\$4.00
824	<i>Akoko</i>	<i>Chamaesyce kuwaleana</i>	E	\$3.50	\$0.00	\$3.50	\$0.00	\$3.50
448	<i>Akoko</i>	<i>Chamaesyce rockii</i>	E	\$18.00	\$0.00	\$18.00	\$0.00	\$18.00
801	<i>Akoko, Ewa Plains</i>	<i>Chamaesyce skottsbergii</i> var. <i>kalaeloana</i>	E	\$3.50	\$0.00	\$3.50	\$0.10	\$3.60
414	<i>Anaunau</i>	<i>Lepidium arbuscula</i>	E	\$18.00	\$0.00	\$18.00	\$0.50	\$18.50
448	<i>Anunu</i>	<i>Sicyos alba</i>	E	\$18.00	\$0.00	\$18.00	\$0.00	\$18.00
824	<i>Awikiwiki</i>	<i>Canavalia molokaiensis</i>	E	\$3.50	\$0.00	\$3.50	\$0.00	\$3.50
824	<i>Awiwi</i>	<i>Hedyotis cookiana</i>	E	\$3.50	\$0.00	\$3.50	\$0.00	\$3.50
801	<i>Awiwi</i>	<i>Centaureium sebaeoides</i>	E	\$3.50	\$0.00	\$3.50	\$0.10	\$3.60
436	<i>Oha</i>	<i>Delissea rivularis</i>	E	\$18.00	\$0.00	\$18.00	\$0.10	\$18.10
408	<i>Oha</i>	<i>Delissea subcordata</i>	E	\$18.00	\$0.00	\$18.00	\$0.80	\$18.80
774	<i>Oha wai</i>	<i>Clermontia pyrularia</i>	E	\$3.50	\$0.00	\$3.50	\$0.40	\$3.90

TABLE 1. REPORTED EXPENDITURES (\$000) FOR FY 1997 FOR ENDANGERED AND THREATENED SPECIES, NOT INCLUDING LAND ACQUISITION COSTS.

RANK	SPECIES (50 CFR Part 17)	SCIENTIFIC NAMES	STATUS	FWS TOTAL	OTHER FED	FED TOTAL	STATES TOTAL	SPECIES TOTAL
448	Oha wai	Clermontia oblongifolia ssp. mauiensis	E	\$18.00	\$0.00	\$18.00	\$0.00	\$18.00
783	Oha wai	Clermontia peleana	E	\$3.50	\$0.00	\$3.50	\$0.25	\$3.75
785	Oha wai	Clermontia lindseyana	E	\$3.50	\$0.00	\$3.50	\$0.20	\$3.70
424	Oha wai	Clermontia drepanomorpha	E	\$18.00	\$0.00	\$18.00	\$0.30	\$18.30
824	Oha wai	Clermontia oblongifolia ssp. brevipes	E	\$3.50	\$0.00	\$3.50	\$0.00	\$3.50
386	Ohai	Sesbania tomentosa	E	\$4.50	\$5.00	\$9.50	\$11.50	\$21.00
742	Ohe' ohe	Tetraplasandra gymnocarpa	E	\$3.50	\$0.00	\$3.50	\$0.60	\$4.10
801	Olulu	Brighamia insignis	E	\$3.50	\$0.00	\$3.50	\$0.10	\$3.60
345	Cypress, Santa Cruz	Cupressus abramsiana	E	\$26.00	\$0.00	\$26.00	\$0.00	\$26.00
749	Torreya, Florida	Torreya taxifolia	E	\$4.00	\$0.00	\$4.00	\$0.00	\$4.00
916	Adiantum vivesii (=Sci name)	Adiantum vivesii	E	\$3.00	\$0.00	\$3.00	\$0.00	\$3.00
448	Asplenium fragile var. insulare (=Sci name)	Asplenium fragile var. insulare	E	\$18.00	\$0.00	\$18.00	\$0.00	\$18.00
824	Diellia falcata (=Sci name)	Diellia falcata	E	\$3.50	\$0.00	\$3.50	\$0.00	\$3.50
733	Diellia pallida (=laciniata) (=Sci name)	Diellia pallida (=laciniata)	E	\$3.50	\$0.00	\$3.50	\$0.80	\$4.30
824	Diellia unisora (=Sci name)	Diellia unisora	E	\$3.50	\$0.00	\$3.50	\$0.00	\$3.50
824	Diellia, asplenium-leaved	Diellia erecta	E	\$3.50	\$0.00	\$3.50	\$0.00	\$3.50
436	Diplazium molokaiense (=Sci name)	Diplazium molokaiense	E	\$18.00	\$0.00	\$18.00	\$0.10	\$18.10
916	Elaphoglossum serpens (=Sci name)	Elaphoglossum serpens	E	\$3.00	\$0.00	\$3.00	\$0.00	\$3.00
942	Fern, Alabama streak-sorus	Thelypteris pilosa var. alabamensis	T	\$0.00	\$2.90	\$2.90	\$0.00	\$2.90
1019	Fern, Aleutian shield	Polystichum aleuticum	E	\$1.06	\$0.00	\$1.06	\$0.00	\$1.06
721	Fern, American hart's-tongue	Asplenium scolopendrium var. americanum	T	\$4.50	\$0.00	\$4.50	\$0.00	\$4.50
916	Fern, Elfin tree	Cyathea dryopteroides	E	\$3.00	\$0.00	\$3.00	\$0.00	\$3.00
824	Fern, pendant kihi	Adenophorus periens	E	\$3.50	\$0.00	\$3.50	\$0.00	\$3.50
824	Ha'iwale	Lycopodium nutans	E	\$3.50	\$0.00	\$3.50	\$0.00	\$3.50
824	Ihi' ihi	Marsilea villosa	E	\$3.50	\$0.00	\$3.50	\$0.00	\$3.50
448	Pauoa	Ctenitis squamigera	E	\$18.00	\$0.00	\$18.00	\$0.00	\$18.00
916	Polystichum calderonense (=Sci name)	Polystichum calderonense	E	\$3.00	\$0.00	\$3.00	\$0.00	\$3.00
414	Pteris lidgatei (=Sci name)	Pteris lidgatei	E	\$18.00	\$0.00	\$18.00	\$0.50	\$18.50
916	Quillwort, black spored	Isoetes melanospora	E	\$3.00	\$0.00	\$3.00	\$0.00	\$3.00
216	Quillwort, Louisiana	Isoetes louisianensis	E	\$22.50	\$47.25	\$69.75	\$0.00	\$69.75
963	Quillwort, mat-forming	Isoetes tegetiformans	E	\$2.00	\$0.00	\$2.00	\$0.00	\$2.00
916	Tectaria estremerana (=Sci name)	Tectaria estremerana	E	\$3.00	\$0.00	\$3.00	\$0.00	\$3.00
916	Thelypteris inabonensis (=Sci name)	Thelypteris inabonensis	E	\$3.00	\$0.00	\$3.00	\$0.00	\$3.00
916	Thelypteris verecunda (=Sci name)	Thelypteris verecunda	E	\$3.00	\$0.00	\$3.00	\$0.00	\$3.00
916	Thelypteris yaucoensis (=Sci name)	Thelypteris yaucoensis	E	\$3.00	\$0.00	\$3.00	\$0.00	\$3.00
1061	Wawae'iole	Phlegmariurus nutans	E	\$0.00	\$0.00	\$0.00	\$0.00	\$0.00
824	Wawa'iole	Phlegmariurus manni	E	\$3.50	\$0.00	\$3.50	\$0.00	\$3.50
621	Cladonia, Florida perforate	Cladonia perforata	E	\$1.00	\$6.00	\$7.00	\$0.00	\$7.00
555	Lichen, rock gnome	Gymnoderma lineare	E	\$0.00	\$11.80	\$11.80	\$0.00	\$11.80

TABLE 1. REPORTED EXPENDITURES (\$000) FOR FY 1997 FOR ENDANGERED AND THREATENED SPECIES, NOT INCLUDING LAND ACQUISITION COSTS.

RANK	SPECIES (50 CFR Part 17)	SCIENTIFIC NAMES	STATUS	FWS TOTAL	OTHER FED	FED TOTAL	STATES TOTAL	SPECIES TOTAL	
	PLANTS subtotals		species:	659	\$6,706.99	\$3,504.84	\$10,211.82	\$419.67	\$10,631.49
	TOTALS		species:	1,111	\$56,199.32	\$197,951.37	\$254,150.69	\$11,761.01	\$265,911.70

Table 2.

**Species Ranked in Descending Order
of Total Expenditures Reported.**

Species are arranged in descending rank order by total identifiable expenditures (Table 1). Cumulative totals and percentages of the grand total (\$265,911,700) are provided to assist the reader. None of these reported totals include known costs for habitat acquisition; see Table 3 for those costs reported to the Service.

For purposes of rank, the six vertebrate species that have both an endangered and a threatened population on the list are ranked as one species. The six are identifiable by the "E,T" in the STATUS column.

The cumulative total column is the sum of all higher ranked Species Totals (from Table 1) and the selected species entry; cumulative percent is based upon \$265,911,700. (Example: \$135,270.44 or 50.87% of all reported expenditures are for the top 10 species; see species Rank No. 10.)

TABLE 2. SPECIES RANKED IN DESCENDING ORDER OF TOTAL FY 1997 REPORTED EXPENDITURES (\$000)

RANK	SPECIES (50 CFR Part 17)	STATUS	SPECIES		CUMULATIVE TOTAL	PERCENT
			TOTAL (\$000)			
1	Salmon, chinook, Snake R. spring/summer run	T	\$28,545.27		\$28,545.27	10.73%
2	Salmon, chinook, Snake R. fall run	T	\$25,655.96		\$54,201.23	20.38%
3	Salmon, sockeye (=red, =blueback), Snake R.	E	\$18,051.44		\$72,252.68	27.17%
4	Owl, northern spotted	T	\$13,467.43		\$85,720.10	32.24%
5	Woodpecker, red-cockaded	E	\$12,055.91		\$97,776.01	36.77%
6	Salmon, coho, OR and CA ESU	T	\$11,866.18		\$109,642.19	41.23%
7	Murrelet, marbled	T	\$8,895.12		\$118,537.31	44.58%
8	Sucker, razorback	E	\$5,782.30		\$124,319.60	46.75%
9	Tortoise, desert	T	\$5,712.88		\$130,032.48	48.90%
10	Eagle, bald	T	\$5,237.96		\$135,270.44	50.87%
11	Gnatcatcher, coastal California	T	\$4,821.70		\$140,092.14	52.68%
12	Squawfish, Colorado	E	\$4,419.77		\$144,511.91	54.35%
13	Flycatcher, southwestern willow	E	\$4,088.76		\$148,600.67	55.88%
14	Bear, grizzly	T	\$4,084.94		\$152,685.61	57.42%
15	Wolf, gray	E, T	\$3,599.85		\$156,285.46	58.77%
16	Salmon, chinook, Sacramento R. winter run	T	\$3,279.39		\$159,564.85	60.01%
17	Sturgeon, white (Kootenai River pop.)	E	\$3,188.37		\$162,753.22	61.21%
18	Salmon, coho, CA ESU	T	\$2,922.88		\$165,676.10	62.30%
19	Crane, whooping	E	\$2,809.65		\$168,485.74	63.36%
20	Falcon, American peregrine	E	\$2,600.79		\$171,086.53	64.34%
21	Whale, right	E	\$2,403.25		\$173,489.78	65.24%
22	Turtle, green sea	E, T	\$2,293.84		\$175,783.62	66.11%
23	Plover, piping	E, T	\$2,265.29		\$178,048.91	66.96%
24	Sea-lion, Steller	E, T	\$2,206.58		\$180,255.49	67.79%
25	Trout, Umpqua River cutthroat	E	\$2,146.50		\$182,401.99	68.59%
26	Panther, Florida	E	\$2,145.55		\$184,547.55	69.40%
27	Turtle, loggerhead sea	T	\$2,118.48		\$186,666.03	70.20%
28	Ferret, black-footed	E	\$2,033.16		\$188,699.19	70.96%
29	Manatee, West Indian (=Florida)	E	\$1,945.70		\$190,644.89	71.69%
30	Chub, bonytail	E	\$1,597.26		\$192,242.15	72.30%
31	Owl, Mexican spotted	T	\$1,366.80		\$193,608.94	72.81%
32	Chub, humpback	E	\$1,344.26		\$194,953.20	73.32%
33	Sturgeon, pallid	E	\$1,335.20		\$196,288.40	73.82%
34	Turtle, Kemp's ridley sea	E	\$1,293.67		\$197,582.08	74.30%
35	Trout, Lahontan cutthroat	T	\$1,260.40		\$198,842.48	74.78%
36	Sucker, Lost River	E	\$1,192.47		\$200,034.95	75.23%
37	Sucker, shortnose	E	\$1,139.40		\$201,174.35	75.65%
38	Tern, California least	E	\$1,133.98		\$202,308.32	76.08%
39	Palila (honeycreeper)	E	\$1,101.50		\$203,409.82	76.50%
40	Condor, California	E	\$1,089.80		\$204,499.62	76.91%
41	Parrot, Puerto Rican	E	\$1,074.90		\$205,574.52	77.31%
42	Wolf, red	E	\$1,060.70		\$206,635.22	77.71%
43	Sturgeon, shortnose	E	\$1,042.86		\$207,678.08	78.10%
44	Sucker, June	E	\$1,040.47		\$208,718.55	78.49%
45	Turtle, leatherback sea	E	\$1,020.93		\$209,739.48	78.89%
46	Shrike, San Clemente loggerhead	E	\$1,000.51		\$210,739.98	79.25%
47	Vireo, least Bell's	E	\$975.89		\$211,715.87	79.62%
48	Warbler, golden-cheeked	E	\$954.90		\$212,670.77	79.98%
49	Vireo, black-capped	E	\$936.33		\$213,607.10	80.33%
50	Crane, Mississippi sandhill	E	\$890.50		\$214,497.60	80.66%
51	Plover, western snowy	T	\$883.41		\$215,381.01	81.00%
52	Tortoise, gopher	T	\$878.00		\$216,259.01	81.33%
53	Bat, Indiana	E	\$875.74		\$217,134.75	81.66%
54	Snake, giant garter	T	\$875.59		\$218,010.34	81.99%
55	Jay, Florida scrub	T	\$856.97		\$218,867.31	82.31%
56	Butterfly, Karner blue	E	\$856.21		\$219,723.52	82.63%
57	Tern, least (interior)	E	\$791.05		\$220,514.57	82.93%
58	Frog, California red-legged	T	\$737.26		\$221,251.84	83.21%

TABLE 2. SPECIES RANKED IN DESCENDING ORDER OF TOTAL FY 1997 REPORTED EXPENDITURES (\$000)

RANK	SPECIES (50 CFR Part 17)	STATUS	SPECIES	
			TOTAL (\$000)	CUMULATIVE TOTAL PERCENT
59	Mouse, Alabama beach	E	\$702.73	\$221,954.57 83.47%
60	Pronghorn, Sonoran	E	\$652.10	\$222,606.67 83.71%
61	Bat, gray	E	\$618.62	\$223,225.29 83.95%
62	Whale, sperm	E	\$615.95	\$223,841.24 84.18%
63	Seal, Hawaiian monk	E	\$612.00	\$224,453.24 84.41%
64	Turtle, hawksbill sea (=carey)	E	\$590.27	\$225,043.51 84.63%
65	Warbler, Kirtland's	E	\$577.70	\$225,621.21 84.85%
66	Wild-rice, Texas	E	\$564.30	\$226,185.51 85.06%
67	Deer, key	E	\$558.50	\$226,744.01 85.27%
68	Whale, humpback	E	\$543.52	\$227,287.53 85.47%
69	Shiner, Pecos bluntnose	T	\$540.90	\$227,828.43 85.68%
70	Toad, Arroyo southwestern	E	\$535.20	\$228,363.63 85.88%
71	Darter, Okaloosa	E	\$523.00	\$228,886.63 86.08%
72	Fox, San Joaquin kit	E	\$512.65	\$229,399.28 86.27%
73	Darter, fountain	E	\$492.50	\$229,891.78 86.45%
74	Woundfin	E	\$481.65	\$230,373.43 86.64%
75	Chub, Virgin River	E	\$467.25	\$230,840.68 86.81%
76	Otter, southern sea	T	\$447.60	\$231,288.28 86.98%
77	Pygmy-owl, cactus ferruginous	E	\$428.90	\$231,717.18 87.14%
78	Fairy shrimp, vernal pool	T	\$427.50	\$232,144.68 87.30%
79	Rail, California clapper	E	\$385.86	\$232,530.54 87.45%
80	Smelt, delta	T	\$384.15	\$232,914.68 87.59%
81	Caribou, woodland	E	\$375.10	\$233,289.78 87.73%
82	Fairy shrimp, San Diego	E	\$352.40	\$233,642.18 87.86%
83	Crow, Mariana	E	\$346.30	\$233,988.48 87.99%
84	Minnow, Rio Grande silvery	E	\$341.80	\$234,330.28 88.12%
85	Bear, Louisiana black	T	\$335.00	\$234,665.29 88.25%
86	Stork, wood	E	\$332.49	\$234,997.78 88.37%
87	Mouse, Pacific pocket	E	\$329.90	\$235,327.68 88.50%
88	Pearlymussel, orange-foot pimpleback	E	\$327.57	\$235,655.24 88.62%
89	Kangaroo rat, Stephens'	E	\$324.90	\$235,980.14 88.74%
90	Ladies'-tresses, Ute	T	\$324.71	\$236,304.85 88.87%
91	Falcon, northern aplomado	E	\$322.30	\$236,627.15 88.99%
92	Tadpole shrimp, vernal pool	E	\$303.00	\$236,930.15 89.10%
93	Crow, Hawaiian (=alala)	E	\$291.30	\$237,221.45 89.21%
94	Trout, Apache (=Arizona)	T	\$281.03	\$237,502.48 89.32%
95	Darter, Etowah	E	\$278.00	\$237,780.48 89.42%
96	Fairy shrimp, riverside	E	\$276.30	\$238,056.78 89.52%
97	Cui-ui	E	\$275.00	\$238,331.78 89.63%
98	Eider, spectacled	T	\$274.09	\$238,605.87 89.73%
99	Prairie-chicken, Attwater's greater	E	\$264.60	\$238,870.47 89.83%
100	Turtle, olive ridley sea	E, T	\$264.50	\$239,134.97 89.93%
101	Sturgeon, Gulf	T	\$253.78	\$239,388.74 90.03%
102	Prairie dog, Utah	T	\$239.48	\$239,628.23 90.12%
103	Whale, finback	E	\$237.75	\$239,865.98 90.21%
104	Pearlymussel, little-wing	E	\$236.00	\$240,101.97 90.29%
105	Whale, Sei	E	\$232.75	\$240,334.72 90.38%
106	Whale, blue	E	\$231.25	\$240,565.97 90.47%
106	Whale, bowhead	E	\$231.25	\$240,797.22 90.56%
108	Pelican, brown	E	\$230.27	\$241,027.49 90.64%
109	Rail, Guam	E	\$215.50	\$241,242.99 90.72%
110	Goose, Hawaiian (=nene)	E	\$207.14	\$241,450.13 90.80%
111	Kangaroo rat, giant	E	\$206.86	\$241,656.99 90.88%
112	Eider, Steller's	T	\$203.41	\$241,860.40 90.96%
113	Butterfly, Quino checkerspot	E	\$203.00	\$242,063.40 91.03%
114	Beetle, valley elderberry longhorn	T	\$199.73	\$242,263.13 91.11%
115	Mouse, salt marsh harvest	E	\$195.12	\$242,458.25 91.18%
116	Sucker, Warner	T	\$192.20	\$242,650.45 91.25%

TABLE 2. SPECIES RANKED IN DESCENDING ORDER OF TOTAL FY 1997 REPORTED EXPENDITURES (\$000)

RANK	SPECIES (50 CFR Part 17)	STATUS	SPECIES TOTAL (\$000)	CUMULATIVE TOTAL	PERCENT
117	Snail, Utah valvata	E	\$191.47	\$242,841.91	91.32%
118	Howellia, water	T	\$187.10	\$243,029.01	91.39%
119	Rail, Yuma clapper	E	\$185.19	\$243,214.20	91.46%
120	Button-celery, San Diego	E	\$183.70	\$243,397.90	91.53%
121	Sparrow, Cape Sable seaside	E	\$180.00	\$243,577.90	91.60%
122	Stilt, Hawaiian (=ae'o)	E	\$177.65	\$243,755.55	91.67%
123	Topminnow, Gila (incl. Yaqui)	E	\$175.35	\$243,930.91	91.73%
124	Kangaroo rat, Tipton	E	\$169.67	\$244,100.58	91.80%
125	Deer, Columbian white-tailed	E	\$169.38	\$244,269.96	91.86%
126	Lizard, blunt-nosed leopard	E	\$169.17	\$244,439.14	91.92%
127	Minnow, loach	T	\$168.32	\$244,607.46	91.99%
128	Sparrow, Florida grasshopper	E	\$167.63	\$244,775.08	92.05%
129	Jewelflower, California	E	\$163.50	\$244,938.58	92.11%
130	Orchid, western prairie fringed	T	\$162.81	\$245,101.39	92.17%
131	Mesa-mint, San Diego	E	\$162.00	\$245,263.39	92.23%
132	Spinedace, Little Colorado	T	\$148.42	\$245,411.81	92.29%
133	Blackbird, yellow-shouldered	E	\$145.07	\$245,556.87	92.35%
134	Chaffseed, American	E	\$144.23	\$245,701.10	92.40%
135	Chub, Oregon	E	\$143.67	\$245,844.77	92.45%
136	Dragonfly, Hine's (=Ohio) emerald	E	\$142.41	\$245,987.18	92.51%
137	Crayfish, Shasta (=placid)	E	\$142.14	\$246,129.32	92.56%
138	Butterfly, Palos Verdes blue	E	\$141.50	\$246,270.82	92.61%
139	Goose, Aleutian Canada	T	\$140.94	\$246,411.76	92.67%
140	Salamander, Barton Springs	E	\$140.50	\$246,552.26	92.72%
141	Spineflower, slender-horned	E	\$139.60	\$246,691.86	92.77%
142	Kangaroo rat, Fresno	E	\$139.17	\$246,831.03	92.82%
143	Pearlymussel, Higgins' eye	E	\$139.01	\$246,970.04	92.88%
144	Fiddleneck, Large-flowered	E	\$138.00	\$247,108.04	92.93%
145	Ocelot	E	\$136.78	\$247,244.82	92.98%
146	Lessingia, San Francisco	E	\$136.40	\$247,381.22	93.03%
147	Trout, Gila	E	\$136.20	\$247,517.42	93.08%
148	Amaranth, seabeach	T	\$135.14	\$247,652.56	93.13%
149	Mussel, dwarf wedge	E	\$132.75	\$247,785.31	93.18%
150	Bat, Ozark big-eared	E	\$130.02	\$247,915.33	93.23%
151	Bird's beak, palmate-bracted	E	\$128.74	\$248,044.07	93.28%
152	Pupfish, desert	E	\$128.17	\$248,172.24	93.33%
153	Bat, lesser long-nosed	E	\$127.00	\$248,299.24	93.38%
154	Salamander, San Marcos	T	\$126.70	\$248,425.94	93.42%
155	Coot, Hawaiian (=alae-ke'oke'o)	E	\$125.02	\$248,550.96	93.47%
156	Butterfly, Mitchell's satyr	E	\$125.00	\$248,675.96	93.52%
157	Tern, roseate	E, T	\$123.08	\$248,799.04	93.56%
158	Woolly-star, Santa Ana River	E	\$122.00	\$248,921.04	93.61%
159	Duck, Hawaiian (=koloa)	E	\$120.93	\$249,041.97	93.66%
160	Snake, eastern indigo	T	\$118.55	\$249,160.52	93.70%
161	Clarkia, Presidio	E	\$117.90	\$249,278.42	93.74%
162	Loosestrife, rough-leaved	E	\$116.50	\$249,394.92	93.79%
163	Dace, desert	T	\$116.10	\$249,511.02	93.83%
164	Mallow, Kern	E	\$115.77	\$249,626.79	93.88%
165	Rail, light-footed clapper	E	\$114.41	\$249,741.20	93.92%
166	Springfish, Railroad Valley	T	\$112.00	\$249,853.20	93.96%
167	Squirrel, Delmarva Peninsula fox	E	\$108.60	\$249,961.80	94.00%
168	Parrotbill, Maui (honeycreeper)	E	\$107.42	\$250,069.22	94.04%
169	Kangaroo rat, Morro Bay	E	\$107.40	\$250,176.62	94.08%
170	Rock-cress, McDonald's	E	\$107.20	\$250,283.82	94.12%
171	Megapode, Micronesian (=La Perouse's)	E	\$107.00	\$250,390.82	94.16%
171	Spineflower, Orcutt's	E	\$107.00	\$250,497.82	94.20%
171	Butterfly, Schaus swallowtail	E	\$107.00	\$250,604.82	94.24%
174	Salamander, Texas blind	E	\$106.20	\$250,711.02	94.28%

TABLE 2. SPECIES RANKED IN DESCENDING ORDER OF TOTAL FY 1997 REPORTED EXPENDITURES (\$000)

RANK	SPECIES (50 CFR Part 17)	STATUS	SPECIES	
			TOTAL (\$000)	CUMULATIVE TOTAL PERCENT
175	Beetle, American burying (=giant carrion)	E	\$105.15	\$250,816.17 94.32%
176	Bird's-beak, salt marsh	E	\$104.50	\$250,920.67 94.36%
177	Fly, Delhi Sands flower-loving	E	\$103.50	\$251,024.17 94.40%
178	Snake, San Francisco garter	E	\$102.90	\$251,127.07 94.44%
179	Logperch, Roanoke	E	\$102.20	\$251,229.27 94.48%
180	Shrimp, California freshwater	E	\$101.70	\$251,330.96 94.52%
181	Squirrel, Mount Graham red	E	\$101.00	\$251,431.96 94.55%
182	Moorhen, Hawaiian common	E	\$100.13	\$251,532.09 94.59%
183	Woolly-star, Hoover's	T	\$98.77	\$251,630.87 94.63%
184	Madtom, Neosho	T	\$98.65	\$251,729.52 94.67%
185	Bat, Virginia big-eared	E	\$97.99	\$251,827.51 94.70%
186	Toad, Wyoming	E	\$96.35	\$251,923.86 94.74%
187	Ambersnail, Kanab	E	\$95.30	\$252,019.16 94.78%
188	Manzanita, Morro	T	\$94.00	\$252,113.16 94.81%
188	Sunflower, Eggert's	T	\$94.00	\$252,207.16 94.85%
190	Po'ouli (honeycreeper)	E	\$93.50	\$252,300.66 94.88%
191	Clubshell	E	\$92.03	\$252,392.68 94.92%
192	Woolly-threads, San Joaquin	E	\$91.77	\$252,484.46 94.95%
193	Spikedace	T	\$90.39	\$252,574.85 94.98%
194	Riffleshell, northern	E	\$89.81	\$252,664.66 95.02%
195	Goby, tidewater	E	\$89.50	\$252,754.16 95.05%
196	Pocketbook, fat	E	\$88.36	\$252,842.52 95.09%
197	Bobwhite, masked (quail)	E	\$87.47	\$252,929.99 95.12%
198	Skipper, Laguna Mountains	E	\$84.00	\$253,013.99 95.15%
198	Dace, Independence Valley speckled	E	\$84.00	\$253,097.99 95.18%
200	Dace, Clover Valley speckled	E	\$83.00	\$253,180.99 95.21%
201	Darter, Niangua	T	\$82.96	\$253,263.95 95.24%
202	Butterfly, Uncompahgre fritillary	E	\$82.40	\$253,346.35 95.27%
203	Bat, Mariana fruit	E	\$81.00	\$253,427.35 95.31%
204	Stickleback, unarmored threespine	E	\$80.40	\$253,507.75 95.34%
205	Ladies'-tresses, Navasota	E	\$78.50	\$253,586.25 95.36%
206	Cactus, Bakersfield	E	\$78.43	\$253,664.67 95.39%
207	Pigeon, Puerto Rican plain	E	\$77.50	\$253,742.17 95.42%
207	Butterfly, mission blue	E	\$77.50	\$253,819.67 95.45%
209	Chub, Sonora	T	\$74.33	\$253,894.00 95.48%
210	Squirrel, Virginia northern flying	E	\$73.17	\$253,967.17 95.51%
211	Nukupu'u (honeycreeper)	E	\$73.00	\$254,040.17 95.54%
212	Snail, Iowa Pleistocene	E	\$72.77	\$254,112.94 95.56%
213	Rock-pocketbook, Ouachita (=Wheeler's pearly)	E	\$72.40	\$254,185.34 95.59%
214	Sumac, Michaux's	E	\$72.00	\$254,257.34 95.62%
215	Turtle, Alabama redbelly (=red-bellied)	E	\$70.30	\$254,327.64 95.64%
216	Quillwort, Louisiana	E	\$69.75	\$254,397.39 95.67%
217	Kite, Everglade snail	E	\$69.68	\$254,467.08 95.70%
218	Darter, leopard	T	\$69.60	\$254,536.68 95.72%
219	Butterfly, Oregon silverspot	T	\$69.58	\$254,606.25 95.75%
220	Mesa-mint, Otay	E	\$68.00	\$254,674.25 95.77%
221	Jaguarundi (TX)	E	\$66.78	\$254,741.03 95.80%
222	Thrush, small Kauai (=puaiohi)	E	\$66.00	\$254,807.03 95.82%
223	Chub, Owens tui	E	\$65.80	\$254,872.83 95.85%
224	Pogonia, small whorled	T	\$65.53	\$254,938.36 95.87%
225	Honeycreeper, crested (=akohekohe)	E	\$64.42	\$255,002.78 95.90%
226	Mouse, Perdido Key beach	E	\$64.38	\$255,067.15 95.92%
227	Rattlesnake, New Mexican ridge-nosed	T	\$64.26	\$255,131.41 95.95%
228	Pupfish, Owens	E	\$63.20	\$255,194.61 95.97%
229	Shiner, blue	T	\$62.55	\$255,257.16 95.99%
230	Mouse, Choctawahatchee beach	E	\$62.50	\$255,319.66 96.02%
231	Mountain beaver, Point Arena	E	\$61.50	\$255,381.16 96.04%
232	Mussel, winged mapleleaf	E	\$59.86	\$255,441.02 96.06%

TABLE 2. SPECIES RANKED IN DESCENDING ORDER OF TOTAL FY 1997 REPORTED EXPENDITURES (\$000)

RANK	SPECIES (50 CFR Part 17)	STATUS	SPECIES	
			TOTAL (\$000)	CUMULATIVE TOTAL PERCENT
233	Catfish, Yaqui	T	\$59.10	\$255,500.12 96.08%
234	Baccharis, Encinitis	T	\$59.00	\$255,559.12 96.11%
235	Crocodile, American	E	\$58.96	\$255,618.08 96.13%
236	Trillium, relict	E	\$58.53	\$255,676.61 96.15%
237	Gilia, Monterey	E	\$58.00	\$255,734.61 96.17%
238	Akepa, Maui (honeycreeper)	E	\$57.50	\$255,792.11 96.19%
239	Lily, Western	E	\$57.00	\$255,849.11 96.22%
239	Manzanita, Del Mar (=Costa Baja, =Eastwood's)	E	\$57.00	\$255,906.11 96.24%
241	Trout, greenback cutthroat	T	\$55.70	\$255,961.81 96.26%
242	Goldfields, Burke's	E	\$55.50	\$256,017.31 96.28%
243	Fairy shrimp, longhorn	E	\$55.00	\$256,072.31 96.30%
244	Darter, goldline	T	\$54.35	\$256,126.66 96.32%
245	Chub, Mohave tui	E	\$54.00	\$256,180.66 96.34%
245	Butterfly, El Segundo blue	E	\$54.00	\$256,234.66 96.36%
247	Pupfish, Ash Meadows Amargosa	E	\$53.60	\$256,288.26 96.38%
248	Gerardia, sandplain	E	\$53.46	\$256,341.72 96.40%
249	Cactus, Pima pineapple	E	\$53.10	\$256,394.82 96.42%
250	Lizard, Coachella Valley fringe-toed	T	\$52.50	\$256,447.32 96.44%
251	Pearlymussel, pink mucket	E	\$52.06	\$256,499.38 96.46%
252	Lizard, Island night	T	\$52.05	\$256,551.43 96.48%
253	Pitcher-plant, green	E	\$51.81	\$256,603.24 96.50%
254	Sunshine, Sonoma (=Stickyseed, Baker's)	E	\$51.50	\$256,654.74 96.52%
255	Chub, Yaqui	E	\$50.15	\$256,704.89 96.54%
256	Creeper, Hawaii	E	\$49.50	\$256,754.39 96.56%
257	Coneflower, smooth	E	\$49.30	\$256,803.69 96.57%
258	Turtle, ringed map (=sawback)	T	\$49.20	\$256,852.89 96.59%
259	Milk-vetch, Applegate's	E	\$49.00	\$256,901.89 96.61%
260	Meadowfoam, Sebastopol	E	\$48.50	\$256,950.39 96.63%
260	Salamander, Santa Cruz long-toed	E	\$48.50	\$256,998.89 96.65%
262	Sandwort, Marsh	E	\$48.00	\$257,046.89 96.67%
263	Cactus, Mesa Verde	T	\$47.13	\$257,094.02 96.68%
264	Jaguar	E	\$46.91	\$257,140.93 96.70%
265	Turtle, yellow-blotched map (=sawback)	T	\$44.73	\$257,185.66 96.72%
266	Kingfisher, Guam Micronesian	E	\$44.50	\$257,230.16 96.74%
266	Milkweed, Welsh's	T	\$44.50	\$257,274.66 96.75%
266	Toad, Puerto Rican crested	T	\$44.50	\$257,319.16 96.77%
269	Bladderpod, white	E	\$44.00	\$257,363.16 96.79%
270	Checker-mallow, Nelson's	T	\$43.88	\$257,407.03 96.80%
271	Moorhen, Mariana common	E	\$43.00	\$257,450.03 96.82%
272	Snails, Oahu tree	E	\$42.17	\$257,492.20 96.83%
273	Watercress, Gambel's	E	\$42.00	\$257,534.20 96.85%
274	Orchid, eastern prairie fringed	T	\$41.98	\$257,576.18 96.87%
275	Milkweed, Mead's	T	\$41.49	\$257,617.66 96.88%
276	Dace, blackside	T	\$41.40	\$257,659.06 96.90%
277	Sunflower, Schweinitz's	E	\$41.00	\$257,700.06 96.91%
277	Rush-pea, slender	E	\$41.00	\$257,741.06 96.93%
277	Grass, California Orcutt	E	\$41.00	\$257,782.06 96.94%
280	Pondberry	E	\$40.90	\$257,822.96 96.96%
281	Trout, Little Kern golden	T	\$40.60	\$257,863.56 96.97%
282	Mustard, slender-petaled	E	\$40.40	\$257,903.96 96.99%
283	Checker-mallow, pedate	E	\$39.40	\$257,943.36 97.00%
284	Water-umbel, Huachuca	E	\$38.60	\$257,981.96 97.02%
285	Butterfly, bay checkerspot	T	\$38.50	\$258,020.46 97.03%
285	Gambusia, San Marcos	E	\$38.50	\$258,058.96 97.05%
285	Petrel, Hawaiian dark-rumped	E	\$38.50	\$258,097.46 97.06%
288	Chub, Pahrnagat roundtail (=bonytail)	E	\$38.20	\$258,135.66 97.08%
289	Daisy, Parish's	T	\$38.00	\$258,173.66 97.09%
289	Buckwheat, cushenbury	E	\$38.00	\$258,211.66 97.10%

TABLE 2. SPECIES RANKED IN DESCENDING ORDER OF TOTAL FY 1997 REPORTED EXPENDITURES (\$000)

RANK	SPECIES (50 CFR Part 17)	STATUS	SPECIES		CUMULATIVE TOTAL PERCENT
			TOTAL (\$000)	TOTAL	
289	Oxytheca, cushenbury	E	\$38.00	\$258,249.66	97.12%
289	Milk-vetch, Cushenbury	E	\$38.00	\$258,287.66	97.13%
289	Bladderpod, San Bernardino Mountains	E	\$38.00	\$258,325.66	97.15%
294	Spineflower, Monterey	T	\$37.40	\$258,363.06	97.16%
294	Spinedace, White River	E	\$37.40	\$258,400.46	97.18%
296	Skullcap, large-flowered	E	\$37.17	\$258,437.63	97.19%
297	Butterfly, Smith's blue	E	\$37.00	\$258,474.63	97.20%
298	Milk-vetch, Mancos	E	\$36.47	\$258,511.10	97.22%
299	Heelsplitter, inflated	T	\$36.45	\$258,547.55	97.23%
300	Towhee, Inyo California (=brown)	T	\$35.90	\$258,583.45	97.24%
301	Orcutt grass, slender	T	\$35.62	\$258,619.07	97.26%
302	Ground-plum, Guthrie's	E	\$35.16	\$258,654.23	97.27%
303	Gambusia, Pecos	E	\$35.00	\$258,689.23	97.28%
303	Darter, Cherokee	T	\$35.00	\$258,724.23	97.30%
303	Rabbit, Lower Keys	E	\$35.00	\$258,759.23	97.31%
306	Layia, beach	E	\$34.56	\$258,793.78	97.32%
307	Wallflower, Menzies'	E	\$34.00	\$258,827.78	97.34%
307	Fairy shrimp, Conservancy	E	\$34.00	\$258,861.78	97.35%
309	Cactus, Kuenzler hedgehog	E	\$33.50	\$258,895.28	97.36%
309	Navarretia, many-flowered	E	\$33.50	\$258,928.78	97.37%
309	Mouse, southeastern beach	T	\$33.50	\$258,962.28	97.39%
312	Shiner, beautiful	T	\$32.20	\$258,994.48	97.40%
313	Warbler, nightingale reed	E	\$32.00	\$259,026.48	97.41%
314	Cactus, Sneed pincushion	E	\$31.90	\$259,058.38	97.42%
314	Vole, Amargosa	E	\$31.90	\$259,090.28	97.43%
316	Manzanita, Presido (=Raven's)	E	\$31.80	\$259,122.08	97.45%
317	Vole, Hualapai Mexican	E	\$31.10	\$259,153.18	97.46%
318	Toad, Houston	E	\$30.80	\$259,183.98	97.47%
319	Silversword, Ka'u	E	\$30.50	\$259,214.48	97.48%
319	Monarch, Tinian (old world flycatcher)	T	\$30.50	\$259,244.98	97.49%
319	Broadbill, Guam	E	\$30.50	\$259,275.48	97.50%
319	White-eye, bridled	E	\$30.50	\$259,305.98	97.52%
323	Shiner, Palezone	E	\$30.40	\$259,336.38	97.53%
324	Avens, spreading	E	\$30.26	\$259,366.64	97.54%
325	Beetle, northeastern beach tiger	T	\$30.10	\$259,396.74	97.55%
326	Amphianthus, little	T	\$30.00	\$259,426.74	97.56%
326	Spineflower, Ben Lomond	E	\$30.00	\$259,456.74	97.57%
326	Spineflower, Robust (incl. Scotts Valley)	E	\$30.00	\$259,486.74	97.58%
329	Cavefish, Ozark	T	\$29.83	\$259,516.57	97.60%
330	Shrew, Dismal Swamp southeastern	T	\$29.50	\$259,546.07	97.61%
331	Jaguarundi (AZ)	E	\$28.60	\$259,574.67	97.62%
332	Salamander, Sonoran tiger	E	\$27.90	\$259,602.57	97.63%
333	Pearlymussel, Cumberland monkeyface	E	\$27.50	\$259,630.07	97.64%
334	Pigtoe, flat (=Marshall's mussel)	E	\$27.45	\$259,657.52	97.65%
335	Loulu	E	\$27.40	\$259,684.92	97.66%
336	Cactus, Knowlton	E	\$27.33	\$259,712.26	97.67%
337	Dace, Foscett speckled	T	\$27.00	\$259,739.26	97.68%
337	Butterfly, Myrtle's silverspot	E	\$27.00	\$259,766.26	97.69%
339	Bear-poppy, dwarf	E	\$26.70	\$259,792.96	97.70%
340	Spineflower, Sonoma	E	\$26.56	\$259,819.51	97.71%
341	Springfish, White River	E	\$26.50	\$259,846.01	97.72%
341	Logperch, Conasauga	E	\$26.50	\$259,872.51	97.73%
343	Sucker, Modoc	E	\$26.37	\$259,898.88	97.74%
344	Dwarf-flax, Marin	T	\$26.16	\$259,925.04	97.75%
345	Grasshopper, Zayante band-winged	E	\$26.00	\$259,951.04	97.76%
345	Beetle, Mount Hermon June	E	\$26.00	\$259,977.04	97.77%
345	Clarkia, Pismo	E	\$26.00	\$260,003.04	97.78%
345	Snail, Morro shoulderband (=Banded dune)	E	\$26.00	\$260,029.04	97.79%

TABLE 2. SPECIES RANKED IN DESCENDING ORDER OF TOTAL FY 1997 REPORTED EXPENDITURES (\$000)

RANK	SPECIES (50 CFR Part 17)	STATUS	SPECIES	
			TOTAL (\$000)	CUMULATIVE TOTAL PERCENT
345	Wallflower, Ben Lomond	E	\$26.00	\$260,055.04 97.80%
345	Haha	E	\$26.00	\$260,081.04 97.81%
345	Cypress, Santa Cruz	E	\$26.00	\$260,107.04 97.82%
345	Thistle, Chorro Creek	E	\$26.00	\$260,133.04 97.83%
353	Dawn-flower, Texas prairie	E	\$25.60	\$260,158.64 97.84%
354	Chub, Hutton tui	T	\$25.50	\$260,184.14 97.85%
355	Pupfish, Leon Springs	E	\$25.40	\$260,209.54 97.86%
356	Spineflower, Howell's	E	\$25.00	\$260,234.54 97.87%
356	Mountain balm, Indian Knob	E	\$25.00	\$260,259.54 97.87%
356	Lupine, clover	E	\$25.00	\$260,284.54 97.88%
359	Clubshell, southern	E	\$24.85	\$260,309.39 97.89%
360	Darter, amber	E	\$24.55	\$260,333.94 97.90%
361	Orcutt grass, Sacramento	E	\$23.50	\$260,357.44 97.91%
362	Cactus, San Rafael	E	\$23.30	\$260,380.74 97.92%
362	Boa, Puerto Rican	E	\$23.30	\$260,404.04 97.93%
364	Alani	E	\$23.00	\$260,427.04 97.94%
365	Dace, Ash Meadows speckled	E	\$22.90	\$260,449.94 97.95%
366	Cactus, Lee pincushion	T	\$22.60	\$260,472.54 97.95%
367	Grass, Tennessee yellow-eyed	E	\$22.53	\$260,495.07 97.96%
368	Pocketbook, fine-lined	T	\$22.50	\$260,517.57 97.97%
369	Beargrass, Britton's	E	\$22.40	\$260,539.97 97.98%
370	Cactus, Brady pincushion	E	\$22.37	\$260,562.33 97.99%
371	Hala pepe	E	\$22.30	\$260,584.63 98.00%
372	Cactus, Arizona hedgehog	E	\$22.22	\$260,606.85 98.01%
373	Remya, Maui	E	\$22.10	\$260,628.95 98.01%
374	Caracara, Audubon's crested	T	\$22.06	\$260,651.01 98.02%
375	Bat, Hawaiian hoary	E	\$22.00	\$260,673.01 98.03%
376	Salamander, Cheat Mountain	T	\$21.88	\$260,694.89 98.04%
377	Creeper, Oahu (=alauwahio)	E	\$21.60	\$260,716.49 98.05%
378	Dace, Moapa	E	\$21.50	\$260,737.99 98.05%
379	Hau kuahiwi, Hualalai	E	\$21.30	\$260,759.29 98.06%
379	Four-o'clock, MacFarlane's	E	\$21.30	\$260,780.59 98.07%
381	Moccasinshell, Coosa	E	\$21.20	\$260,801.79 98.08%
381	Cactus, Wright fishhook	E	\$21.20	\$260,822.99 98.09%
383	Chub, Chihuahua	T	\$21.13	\$260,844.12 98.09%
384	Koki'o, Kaua'i	E	\$21.10	\$260,865.22 98.10%
384	Gecko, Monito	E	\$21.10	\$260,886.32 98.11%
386	Salamander, Red Hills	T	\$21.00	\$260,907.32 98.12%
386	'Ohai	E	\$21.00	\$260,928.32 98.13%
388	Kokio, Cooke's	E	\$20.80	\$260,949.12 98.13%
389	'Akepa, Hawaii (honeycreeper)	E	\$20.50	\$260,969.62 98.14%
389	'Akiapola'au (honeycreeper)	E	\$20.50	\$260,990.12 98.15%
389	Hawk, Hawaiian (=io)	E	\$20.50	\$261,010.62 98.16%
392	Kidneyshell, triangular	E	\$20.40	\$261,031.02 98.16%
393	Shiner, Cape Fear	E	\$20.14	\$261,051.16 98.17%
394	Lomatium, Bradshaw's	E	\$20.00	\$261,071.16 98.18%
394	Nightjar, Puerto Rican	E	\$20.00	\$261,091.16 98.19%
396	Moccasinshell, Alabama	T	\$19.80	\$261,110.96 98.19%
397	Alani	E	\$19.70	\$261,130.66 98.20%
398	Pearlymussel, Cumberland bean	E	\$19.67	\$261,150.33 98.21%
399	Geranium, Hawaiian red-flowered	E	\$19.50	\$261,169.83 98.22%
400	Phyllostegia knudsenii, (=Sci. name)	E	\$19.40	\$261,189.23 98.22%
400	Combshell, upland	E	\$19.40	\$261,208.63 98.23%
402	Shearwater, Newell's Townsend's (formerly Man	T	\$19.39	\$261,228.02 98.24%
403	Loulu	E	\$19.30	\$261,247.32 98.25%
404	Phyllostegia hirsuta (=Sci. name)	E	\$19.10	\$261,266.42 98.25%
405	Phlox, Texas trailing	E	\$19.00	\$261,285.42 98.26%
406	Mahoe	E	\$18.90	\$261,304.32 98.27%

TABLE 2. SPECIES RANKED IN DESCENDING ORDER OF TOTAL FY 1997 REPORTED EXPENDITURES (\$000)

RANK	SPECIES (50 CFR Part 17)	STATUS	SPECIES TOTAL (\$000)	CUMULATIVE TOTAL	PERCENT
407	Pink, swamp	T	\$18.81	\$261,323.13	98.27%
408	`Oha	E	\$18.80	\$261,341.93	98.28%
408	Acornshell, southern	E	\$18.80	\$261,360.73	98.29%
408	Kamakahala	E	\$18.80	\$261,379.53	98.30%
411	Darter, boulder (=Elk River)	E	\$18.70	\$261,398.23	98.30%
412	Haha	E	\$18.60	\$261,416.83	98.31%
413	Aster, decurrent false	T	\$18.52	\$261,435.35	98.32%
414	`Anaunau	E	\$18.50	\$261,453.85	98.32%
414	Kolea	E	\$18.50	\$261,472.35	98.33%
414	Haha	E	\$18.50	\$261,490.85	98.34%
414	Lobelia gaudichaudii ssp. koolauensis , (=Sci. n	E	\$18.50	\$261,509.35	98.34%
414	Haha	E	\$18.50	\$261,527.85	98.35%
414	`Akoko	E	\$18.50	\$261,546.35	98.36%
414	Viola oahuensis (=Sci. Name)	E	\$18.50	\$261,564.85	98.37%
414	Pteris lidgatei (=Sci name)	E	\$18.50	\$261,583.35	98.37%
414	Nanu	E	\$18.50	\$261,601.85	98.38%
423	Spinymussel, Tar River	E	\$18.41	\$261,620.26	98.39%
424	`Oha wai	E	\$18.30	\$261,638.56	98.39%
424	Hau kuahiwi	E	\$18.30	\$261,656.86	98.40%
424	Alsinodendron viscosum (=Sci. name)	E	\$18.30	\$261,675.16	98.41%
424	Bladderpod, kodachrome	E	\$18.30	\$261,693.46	98.41%
424	Ha`iwale	E	\$18.30	\$261,711.76	98.42%
429	Hau kuahiwi	E	\$18.25	\$261,730.01	98.43%
430	Naupaka, dwarf	E	\$18.20	\$261,748.21	98.43%
430	Kio`ele	E	\$18.20	\$261,766.41	98.44%
430	Kiponapona	E	\$18.20	\$261,784.61	98.45%
430	Lobelia monostachya (=Sci. name)	E	\$18.20	\$261,802.81	98.45%
430	Loulu	E	\$18.20	\$261,821.01	98.46%
435	Phyllostegia velutina (=Sci. name)	E	\$18.15	\$261,839.16	98.47%
436	Lysimachia maxima (=ternifolia) (=Sci. name)	E	\$18.10	\$261,857.26	98.48%
436	Kamakahala	E	\$18.10	\$261,875.36	98.48%
436	Liliwai	E	\$18.10	\$261,893.46	98.49%
436	`Oha	E	\$18.10	\$261,911.56	98.50%
436	Loulu	E	\$18.10	\$261,929.66	98.50%
436	Haha	E	\$18.10	\$261,947.76	98.51%
436	Diplazium molokaiense (=Sci name)	E	\$18.10	\$261,965.86	98.52%
436	Haha	E	\$18.10	\$261,983.96	98.52%
436	Haha	E	\$18.10	\$262,002.06	98.53%
436	Haha	E	\$18.10	\$262,020.16	98.54%
436	Ha`iwale	E	\$18.10	\$262,038.26	98.54%
447	Love grass, Fosberg's	E	\$18.05	\$262,056.31	98.55%
448	Schiedea haleakalensis (=Sci name)	E	\$18.00	\$262,074.31	98.56%
448	Schiedea sarmentosa (=Sci. name)	E	\$18.00	\$262,092.31	98.56%
448	Alani	E	\$18.00	\$262,110.31	98.57%
448	Amaranthus brownii (=Sci. name)	E	\$18.00	\$262,128.31	98.58%
448	Nehe	E	\$18.00	\$262,146.31	98.58%
448	Phyllostegia kaalaensis (=Sci. name)	E	\$18.00	\$262,164.31	98.59%
448	Schiedea membranacea , (=Sci. name)	E	\$18.00	\$262,182.31	98.60%
448	Schiedea helleri , (=Sci. name)	E	\$18.00	\$262,200.31	98.60%
448	Nohoanu	E	\$18.00	\$262,218.31	98.61%
448	`Anunu	E	\$18.00	\$262,236.31	98.62%
448	A`e	E	\$18.00	\$262,254.31	98.62%
448	Mapele	E	\$18.00	\$262,272.31	98.63%
448	Darter, snail	T	\$18.00	\$262,290.31	98.64%
448	Ma`oli`oli	E	\$18.00	\$262,308.31	98.64%
448	Ko`oko`olau	E	\$18.00	\$262,326.31	98.65%
448	Laulihilihi (=Ma`oli`oli)	E	\$18.00	\$262,344.31	98.66%
448	Haha	E	\$18.00	\$262,362.31	98.67%

TABLE 2. SPECIES RANKED IN DESCENDING ORDER OF TOTAL FY 1997 REPORTED EXPENDITURES (\$000)

RANK	SPECIES (50 CFR Part 17)	STATUS	SPECIES	
			TOTAL (\$000)	CUMULATIVE TOTAL PERCENT
448	Kuawawaenohu	E	\$18.00	\$262,380.31 98.67%
448	Koki'o ke'oke'o	E	\$18.00	\$262,398.31 98.68%
448	Kolea	T	\$18.00	\$262,416.31 98.69%
448	Haha	E	\$18.00	\$262,434.31 98.69%
448	'Akoko	E	\$18.00	\$262,452.31 98.70%
448	Haha	T	\$18.00	\$262,470.31 98.71%
448	Trematolobelia singularis (=Sci. name)	E	\$18.00	\$262,488.31 98.71%
448	Phyllostegia wawrana, (=Sci. name)	E	\$18.00	\$262,506.31 98.72%
448	Silversword, Haleakala ('ahinahina)	E	\$18.00	\$262,524.31 98.73%
448	Lysimachia lydgatei (=Sci name)	E	\$18.00	\$262,542.31 98.73%
448	Asplenium fragile var. insulare (=Sci name)	E	\$18.00	\$262,560.31 98.74%
448	Kauai hau kuahiwi	E	\$18.00	\$262,578.31 98.75%
448	Pritchardia remota (=Sci name)	E	\$18.00	\$262,596.31 98.75%
448	Pauoa	E	\$18.00	\$262,614.31 98.76%
448	Ha'iwale	E	\$18.00	\$262,632.31 98.77%
448	Alani	E	\$18.00	\$262,650.31 98.77%
448	Ma'aloa, Big Island	E	\$18.00	\$262,668.31 98.78%
448	Alani	E	\$18.00	\$262,686.31 98.79%
448	'Oha wai	E	\$18.00	\$262,704.31 98.79%
448	Schiedea verticillata (=Sci name)	E	\$18.00	\$262,722.31 98.80%
448	Nani wai'ale'ale	E	\$18.00	\$262,740.31 98.81%
448	Alani	E	\$18.00	\$262,758.31 98.81%
448	Pamakani	E	\$18.00	\$262,776.31 98.82%
488	Clover, running buffalo	E	\$17.98	\$262,794.29 98.83%
489	Haha	E	\$17.80	\$262,812.09 98.83%
490	Silene hawaiiensis (=Sci name)	T	\$17.70	\$262,829.79 98.84%
491	Mallard, Mariana	E	\$17.50	\$262,847.29 98.85%
491	Penstemon, blowout	E	\$17.50	\$262,864.79 98.85%
491	Bat, little Mariana fruit	E	\$17.50	\$262,882.29 98.86%
491	Ipomopsis, Holy Ghost	E	\$17.50	\$262,899.79 98.87%
495	Ladies'-tresses, Canelo Hills (=Madrean)	E	\$17.40	\$262,917.19 98.87%
495	Uhiuhi	E	\$17.40	\$262,934.59 98.88%
497	Evening-primrose, San Benito	T	\$17.00	\$262,951.59 98.89%
498	Townsendia, Last Chance	T	\$16.90	\$262,968.49 98.89%
499	Squirrel, Carolina northern flying	E	\$16.80	\$262,985.29 98.90%
500	Ma'o hau hele (=biscus, native yellow)	E	\$16.70	\$263,001.99 98.91%
501	Iguana, Mona ground	T	\$16.60	\$263,018.59 98.91%
502	Thistle, Pitcher's	T	\$16.50	\$263,035.09 98.92%
503	Riversnail, Anthony's	E	\$16.36	\$263,051.45 98.92%
504	Springsnail, Bruneau Hot	E	\$16.00	\$263,067.45 98.93%
504	Campion, fringed	E	\$16.00	\$263,083.45 98.94%
506	Madtom, yellowfin	T	\$15.90	\$263,099.35 98.94%
507	Darter, bayou	T	\$15.53	\$263,114.88 98.95%
508	Thrush, Molokai (=oloma'o)	E	\$15.50	\$263,130.38 98.95%
508	Frankenia, Johnston's	E	\$15.50	\$263,145.88 98.96%
508	Thrush, large Kauai	E	\$15.50	\$263,161.38 98.97%
508	'O'u (honeycreeper)	E	\$15.50	\$263,176.88 98.97%
508	Bat, Mexican long-nosed	E	\$15.50	\$263,192.38 98.98%
508	'Akialoa, Kauai (honeycreeper)	E	\$15.50	\$263,207.88 98.98%
508	Creepers, Molokai (=kakawahie)	E	\$15.50	\$263,223.38 98.99%
508	'O'o, Kauai (=o'o'a'a) (honeyeater)	E	\$15.50	\$263,238.88 98.99%
516	Harperella	E	\$15.41	\$263,254.29 99.00%
517	Koki'o (=hau-hele'ula or Hawaii tree cotton)	E	\$15.30	\$263,269.59 99.01%
518	Thistle, Sacramento Mountains	T	\$15.25	\$263,284.84 99.01%
519	Potato-bean, Price's	T	\$15.03	\$263,299.87 99.02%
520	Clubshell, ovate	E	\$15.00	\$263,314.87 99.02%
520	Coqui, golden	T	\$15.00	\$263,329.87 99.03%
520	Blazingstar, Heller's	T	\$15.00	\$263,344.87 99.03%

TABLE 2. SPECIES RANKED IN DESCENDING ORDER OF TOTAL FY 1997 REPORTED EXPENDITURES (\$000)

RANK	SPECIES (50 CFR Part 17)	STATUS	SPECIES TOTAL (\$000)	CUMULATIVE TOTAL	PERCENT
523	Elktoe, Appalachian	E	\$14.90	\$263,359.77	99.04%
524	Milk-vetch, Sentry	E	\$14.80	\$263,374.57	99.05%
525	Pigtoe, shiny	E	\$14.20	\$263,388.77	99.05%
526	Pigtoe, southern	E	\$14.05	\$263,402.82	99.06%
527	Pupfish, Devils Hole	E	\$14.00	\$263,416.82	99.06%
528	Springsnail, Idaho	E	\$13.88	\$263,430.70	99.07%
529	Kaula	E	\$13.80	\$263,444.50	99.07%
529	Delissea undulata (=Sci name)	E	\$13.80	\$263,458.30	99.08%
531	Cavefish, Alabama	E	\$13.60	\$263,471.90	99.08%
532	Snail, Bliss Rapids	T	\$13.37	\$263,485.27	99.09%
532	Snail, Snake River physa	E	\$13.37	\$263,498.64	99.09%
534	Pearlymussel, purple cat's paw	E	\$13.36	\$263,511.99	99.10%
535	Silversword, 'Ahinahina Mauna Kea	E	\$13.10	\$263,525.09	99.10%
536	Bush-clover, prairie	T	\$13.04	\$263,538.14	99.11%
537	Delissea rhytidosperma (=Sci name)	E	\$13.00	\$263,551.14	99.11%
537	Goldenrod, Houghton's	T	\$13.00	\$263,564.14	99.12%
537	Wire-lettuce, Malheur	E	\$13.00	\$263,577.14	99.12%
540	Ko'oloa'ula	E	\$12.90	\$263,590.04	99.13%
540	Gambusia, Big Bend	E	\$12.90	\$263,602.94	99.13%
542	Darter, duskytail	E	\$12.60	\$263,615.54	99.14%
543	Cliff-rose, Arizona	E	\$12.57	\$263,628.11	99.14%
544	Swiftlet, Mariana gray (=vanikoro)	E	\$12.50	\$263,640.61	99.15%
545	Cactus, Unita Basin hookless	T	\$12.40	\$263,653.01	99.15%
546	Turtle, Plymouth redbelly (=red-bellied)	E	\$12.40	\$263,665.41	99.16%
547	Kaulu	E	\$12.30	\$263,677.71	99.16%
548	Lobelia niihauensis (=Sci name)	E	\$12.20	\$263,689.91	99.16%
549	Prairie-clover, leafy	E	\$12.20	\$263,702.10	99.17%
550	Bonamia menziesii (=Sci name)	E	\$12.00	\$263,714.10	99.17%
550	Marstonia (snail), royal (=obese)	E	\$12.00	\$263,726.10	99.18%
550	Lousewort, Furbish	E	\$12.00	\$263,738.10	99.18%
553	Aster, Ruth's golden	E	\$11.93	\$263,750.03	99.19%
554	Butterfly, Saint Francis' satyr	E	\$11.90	\$263,761.93	99.19%
555	Lichen, rock gnome	E	\$11.80	\$263,773.73	99.20%
556	Chub, spotfin (=turquoise shiner)	T	\$11.62	\$263,785.35	99.20%
557	'Aiakeakua, popolo	E	\$11.60	\$263,796.95	99.20%
557	Xylosma crenatum (=Sci name)	E	\$11.60	\$263,808.55	99.21%
557	Beetle, Puritan tiger	T	\$11.60	\$263,820.15	99.21%
560	Boa, Virgin Islands tree	E	\$11.50	\$263,831.65	99.22%
561	Sedge, Navajo	T	\$11.32	\$263,842.97	99.22%
562	Monkshood, northern wild	T	\$11.17	\$263,854.14	99.23%
563	Poppy, Sacramento prickly	E	\$11.10	\$263,865.24	99.23%
564	Cactus, Siler pincushion	T	\$10.90	\$263,876.14	99.23%
565	Hawk, Puerto Rican sharp-shinned	E	\$10.80	\$263,886.94	99.24%
566	Milk-vetch, Jesup's	E	\$10.73	\$263,897.67	99.24%
567	Riffleshell, tan	E	\$10.70	\$263,908.37	99.25%
567	Springfish, Hiko White River	E	\$10.70	\$263,919.07	99.25%
567	Hawk, Puerto Rican broad-winged	E	\$10.70	\$263,929.77	99.25%
567	Cactus, Tobusch fishhook	E	\$10.70	\$263,940.47	99.26%
571	Heelsplitter, Carolina	E	\$10.66	\$263,951.13	99.26%
572	Grass, Eureka Dune	E	\$10.50	\$263,961.63	99.27%
573	Goldenrod, Blue Ridge	T	\$10.07	\$263,971.70	99.27%
574	Cactus, Cochise pincushion	T	\$10.07	\$263,981.76	99.27%
575	Ayenia, Texas	E	\$10.00	\$263,991.76	99.28%
575	Hypericum*, highlands scrub	E	\$10.00	\$264,001.76	99.28%
575	Heather, mountain golden	T	\$10.00	\$264,011.76	99.29%
578	Spiraea, Virginia	T	\$9.99	\$264,021.75	99.29%
579	Bluet, Roan Mountain	E	\$9.99	\$264,031.74	99.29%
580	Mucket, orange-nacre	T	\$9.90	\$264,041.64	99.30%

TABLE 2. SPECIES RANKED IN DESCENDING ORDER OF TOTAL FY 1997 REPORTED EXPENDITURES (\$000)

RANK	SPECIES (50 CFR Part 17)	STATUS	SPECIES	
			TOTAL (\$000)	CUMULATIVE TOTAL PERCENT
581	Sparrow, San Clemente sage	T	\$9.50	\$264,051.14 99.30%
581	Spinedace, Big Spring	T	\$9.50	\$264,060.64 99.30%
583	Vetch, Hawaiian	E	\$9.20	\$264,069.84 99.31%
583	Manioc, Walker's	E	\$9.20	\$264,079.04 99.31%
585	Coneflower, Tennessee purple	E	\$9.18	\$264,088.21 99.31%
586	Pigtoe, dark	E	\$9.00	\$264,097.21 99.32%
586	Iris, dwarf lake	T	\$9.00	\$264,106.21 99.32%
586	Paintbrush, golden	T	\$9.00	\$264,115.21 99.32%
586	Monkey-flower, Michigan	E	\$9.00	\$264,124.21 99.33%
590	Rock-cress, shale barren	E	\$8.89	\$264,133.10 99.33%
591	Pearlshell, Louisiana	T	\$8.87	\$264,141.97 99.33%
592	Combshell, Cumberlandian	E	\$8.71	\$264,150.67 99.34%
593	Lipochaeta venosa (=Sci name)	E	\$8.65	\$264,159.32 99.34%
594	Vigna o-wahuensis (=Sci name)	E	\$8.60	\$264,167.92 99.34%
595	Alani	E	\$8.50	\$264,176.42 99.35%
595	Spermolepis hawaiiensis (=Sci name)	E	\$8.50	\$264,184.92 99.35%
595	Pearlymussel, birdwing	E	\$8.50	\$264,193.42 99.35%
598	Isopod, Socorro	E	\$8.40	\$264,201.82 99.36%
599	Mussel, oyster	E	\$8.31	\$264,210.13 99.36%
600	Finch, Laysan (honeycreeper)	E	\$8.30	\$264,218.43 99.36%
600	Aisinidendron trinerve (=Sci name)	E	\$8.30	\$264,226.73 99.37%
600	Beauty, Harper's	E	\$8.30	\$264,235.03 99.37%
603	Poppy-mallow, Texas	E	\$8.20	\$264,243.23 99.37%
604	Dropwort, Canby's	E	\$8.18	\$264,251.41 99.38%
605	Cactus, Peebles Navajo	E	\$8.07	\$264,259.47 99.38%
606	Birch, Virginia round-leaf	T	\$8.00	\$264,267.47 99.38%
606	Skullcap, Florida	T	\$8.00	\$264,275.47 99.38%
608	Shrimp, Squirrel Chimney Cave (=Florida cave)	T	\$7.98	\$264,283.45 99.39%
609	Mouse, Anastasia Island beach	E	\$7.80	\$264,291.25 99.39%
610	Chub, Borax Lake	E	\$7.70	\$264,298.95 99.39%
610	Haha	E	\$7.70	\$264,306.65 99.40%
612	Chaff-flower, round-leaved	E	\$7.50	\$264,314.15 99.40%
612	Spurge, telephus	T	\$7.50	\$264,321.65 99.40%
612	Birds-in-a-nest, white	T	\$7.50	\$264,329.15 99.40%
615	Spider, Tooth Cave	E	\$7.20	\$264,336.35 99.41%
615	Harvestman, Bone Cave	E	\$7.20	\$264,343.55 99.41%
615	Beetle, Kretschmarr Cave mold	E	\$7.20	\$264,350.75 99.41%
618	Blue-star, Kearney's	E	\$7.20	\$264,357.95 99.42%
618	Dogweed, ashy	E	\$7.20	\$264,365.15 99.42%
620	Primrose, Maguire	T	\$7.18	\$264,372.33 99.42%
621	Mitracarpus maxwelliae (=Sci name)	E	\$7.00	\$264,379.33 99.42%
621	Pearlymussel, cracking	E	\$7.00	\$264,386.33 99.43%
621	Boa, Mona	T	\$7.00	\$264,393.33 99.43%
621	Poolfish, Pahrump	E	\$7.00	\$264,400.33 99.43%
621	Eugenia woodburyana (=Sci name)	E	\$7.00	\$264,407.33 99.43%
621	Guaion	T	\$7.00	\$264,414.33 99.44%
621	Mitracarpus polycladus (=Sci name)	E	\$7.00	\$264,421.33 99.44%
621	Cladonia, Florida perforate	E	\$7.00	\$264,428.33 99.44%
629	Geocarpon minimum (=Sci name)	T	\$6.95	\$264,435.28 99.44%
630	Beetle, Coffin Cave mold	E	\$6.80	\$264,442.08 99.45%
631	Pitcher-plant, Alabama canebrake	E	\$6.76	\$264,448.83 99.45%
632	Springsnail, Socorro	E	\$6.75	\$264,455.58 99.45%
632	Springsnail, Alamosa	E	\$6.75	\$264,462.33 99.45%
634	Fanshell	E	\$6.72	\$264,469.05 99.46%
635	Cactus, Nichol's Turk's head	E	\$6.62	\$264,475.67 99.46%
636	Niterwort, Amargosa	E	\$6.60	\$264,482.27 99.46%
636	Centauray, spring-loving	T	\$6.60	\$264,488.87 99.46%
638	Kulu'i	E	\$6.59	\$264,495.46 99.47%

TABLE 2. SPECIES RANKED IN DESCENDING ORDER OF TOTAL FY 1997 REPORTED EXPENDITURES (\$000)

RANK	SPECIES (50 CFR Part 17)	STATUS	SPECIES	
			TOTAL (\$000)	CUMULATIVE TOTAL PERCENT
639	Lyonia truncata var. proctorii (=Sci name)	E	\$6.56	\$264,502.01 99.47%
640	Butterfly, Lange's metalmark	E	\$6.50	\$264,508.51 99.47%
640	Aiea	E	\$6.50	\$264,515.01 99.47%
640	Pigtoe, Cumberland (=Cumberland pigtoe mussel)	E	\$6.50	\$264,521.51 99.48%
640	Wahane (=Hawane or Ioulu)	E	\$6.50	\$264,528.01 99.48%
640	Wallflower, Contra Costa	E	\$6.50	\$264,534.51 99.48%
645	Cyanea superba (=Sci name)	E	\$6.40	\$264,540.91 99.48%
646	Spiny mussel, James River (=Virginia)	E	\$6.30	\$264,547.21 99.49%
646	Madtom, Smoky	E	\$6.30	\$264,553.51 99.49%
648	Ischaemum, Hilo	E	\$6.10	\$264,559.61 99.49%
648	Hesperomannia arbuscula (=Sci name)	E	\$6.10	\$264,565.71 99.49%
650	Sanicula maritima (=Sci name)	E	\$6.09	\$264,571.81 99.50%
651	Gesneria pauciflora (=Sci name)	T	\$6.00	\$264,577.81 99.50%
651	Snail, Chittenango ovate amber	T	\$6.00	\$264,583.81 99.50%
651	Phacelia, North Park	E	\$6.00	\$264,589.81 99.50%
651	Pearly mussel, Appalachian monkeyface	E	\$6.00	\$264,595.81 99.51%
651	Wild-buckwheat, clay-loving	E	\$6.00	\$264,601.81 99.51%
651	Pawpaw, four-petal	E	\$6.00	\$264,607.81 99.51%
651	Pigtoe, fine-rayed	E	\$6.00	\$264,613.81 99.51%
651	Goldenrod, Short's	E	\$6.00	\$264,619.81 99.51%
651	Auerodendron pauciflorum (=Sci name)	E	\$6.00	\$264,625.81 99.52%
660	Joint-vetch, sensitive	T	\$5.97	\$264,631.77 99.52%
661	Phacelia, clay	E	\$5.90	\$264,637.67 99.52%
662	Dace, Kendall Warm Springs	E	\$5.86	\$264,643.53 99.52%
663	Daisy, lakeside	T	\$5.85	\$264,649.38 99.53%
664	Schiedea kaalae (=Sci name)	E	\$5.80	\$264,655.18 99.53%
664	Aristida chaseae (=Sci name)	E	\$5.80	\$264,660.98 99.53%
664	Alsinidendron obovatum (=Sci name)	E	\$5.80	\$264,666.78 99.53%
667	Daisy, Maguire	E	\$5.70	\$264,672.48 99.53%
668	Crayfish, cave [no common name]	E	\$5.65	\$264,678.13 99.54%
669	Milk-vetch, Ash meadows	T	\$5.60	\$264,683.73 99.54%
669	Ivesia, Ash Meadows	T	\$5.60	\$264,689.33 99.54%
669	Nioi	E	\$5.60	\$264,694.93 99.54%
669	Pupfish, Warm Springs	E	\$5.60	\$264,700.53 99.54%
669	Gumplant, Ash Meadows	T	\$5.60	\$264,706.13 99.55%
669	Gardenia, Hawaiian (na'u)	E	\$5.60	\$264,711.73 99.55%
669	Sunray, Ash Meadows	T	\$5.60	\$264,717.33 99.55%
676	Na'ena'e	E	\$5.59	\$264,722.92 99.55%
676	Hedyotis parvula (=Sci name)	E	\$5.59	\$264,728.51 99.56%
678	Trout, Paiute cutthroat	T	\$5.50	\$264,734.01 99.56%
678	Goldfields, Contra Costa	E	\$5.50	\$264,739.51 99.56%
678	Gooseberry, Miccosukee (Florida)	T	\$5.50	\$264,745.01 99.56%
678	Evening-primrose, Eureka Valley	E	\$5.50	\$264,750.51 99.56%
678	Darter, watercress	E	\$5.50	\$264,756.01 99.57%
683	Tetramolopium filiforme (=Sci name)	E	\$5.49	\$264,761.50 99.57%
683	Neraudia angulata (=Sci name)	E	\$5.49	\$264,766.99 99.57%
685	Cycladenia, Jones	T	\$5.40	\$264,772.39 99.57%
686	Pearly mussel, dromedary	E	\$5.30	\$264,777.69 99.57%
686	Pearly mussel, green-blossom	E	\$5.30	\$264,782.99 99.58%
688	Elktoe, Cumberland	E	\$5.25	\$264,788.24 99.58%
689	Paintbrush, soft-leaved	E	\$5.20	\$264,793.44 99.58%
690	Mallow, Peter's Mountain	E	\$5.17	\$264,798.61 99.58%
691	Pitcher-plant, mountain sweet	E	\$5.10	\$264,803.71 99.58%
692	Hesperomannia arborescens (=Sci name)	E	\$5.10	\$264,808.81 99.59%
692	Haha	E	\$5.10	\$264,813.91 99.59%
694	Paintbrush, Tiburon	E	\$5.06	\$264,818.97 99.59%
695	Chumbo, higo	T	\$5.00	\$264,823.97 99.59%
695	Mustard, Penland alpine fen	T	\$5.00	\$264,828.97 99.59%

TABLE 2. SPECIES RANKED IN DESCENDING ORDER OF TOTAL FY 1997 REPORTED EXPENDITURES (\$000)

RANK	SPECIES (50 CFR Part 17)	STATUS	SPECIES	
			TOTAL (\$000)	CUMULATIVE TOTAL PERCENT
695	Vernonia proctorii (=Sci name)	E	\$5.00	\$264,833.97 99.59%
695	Calyptanthes thomasiana (=Sci name)	E	\$5.00	\$264,838.97 99.60%
695	Pentachaeta, Lyon's	E	\$5.00	\$264,843.97 99.60%
695	Makou	T	\$5.00	\$264,848.97 99.60%
695	Pelos del diablo	E	\$5.00	\$264,853.97 99.60%
695	Goldenrod, white-haired	T	\$5.00	\$264,858.97 99.60%
695	Milk-vetch, Osterhout	E	\$5.00	\$264,863.97 99.61%
695	Butterfly, San Bruno elfin	E	\$5.00	\$264,868.97 99.61%
695	Mehamehame	E	\$5.00	\$264,873.97 99.61%
695	Rosa, palo de	E	\$5.00	\$264,878.97 99.61%
695	Aiea	E	\$5.00	\$264,883.97 99.61%
695	Lupine, scrub	E	\$5.00	\$264,888.97 99.62%
695	Myrcia paganii (=Sci name)	E	\$5.00	\$264,893.97 99.62%
710	Nehe	E	\$4.90	\$264,898.87 99.62%
711	Fatmucket, Arkansas	T	\$4.85	\$264,903.72 99.62%
712	Mussel, ring pink (=golf stick pearly)	E	\$4.76	\$264,908.48 99.62%
713	Loulu	E	\$4.75	\$264,913.23 99.62%
714	Snake, Atlantic salt marsh	T	\$4.73	\$264,917.96 99.63%
715	Harvestman, Bee Creek Cave	E	\$4.70	\$264,922.66 99.63%
715	Pseudoscorpion, Tooth Cave	E	\$4.70	\$264,927.36 99.63%
715	Milk-vetch, heliotrope	T	\$4.70	\$264,932.06 99.63%
718	Bonamia, Florida	T	\$4.70	\$264,936.76 99.63%
719	Pennyroyal, Todsens	E	\$4.60	\$264,941.36 99.64%
720	Pearlymussel, turgid-blossom	E	\$4.55	\$264,945.91 99.64%
721	Beetle, delta green ground	T	\$4.50	\$264,950.41 99.64%
721	Fern, American hart's-tongue	T	\$4.50	\$264,954.91 99.64%
721	Butterweed, Layne's	T	\$4.50	\$264,959.41 99.64%
721	Reed-mustard, Barneby	E	\$4.50	\$264,963.91 99.64%
721	Po'e	E	\$4.50	\$264,968.41 99.65%
721	Kuahiwi, laukahi	E	\$4.50	\$264,972.91 99.65%
721	Evening-primrose, Antioch Dunes	E	\$4.50	\$264,977.41 99.65%
728	Duck, Laysan	E	\$4.40	\$264,981.81 99.65%
728	Uvillo	E	\$4.40	\$264,986.21 99.65%
728	Ambrosia, south Texas	E	\$4.40	\$264,990.61 99.65%
728	Warea, wide-leaf	E	\$4.40	\$264,995.01 99.66%
732	Pigtoe, rough	E	\$4.36	\$264,999.37 99.66%
733	Diellia pallida (=laciniata) (=Sci name)	E	\$4.30	\$265,003.67 99.66%
733	Akoko	E	\$4.30	\$265,007.97 99.66%
733	Lobelia oahuensis (=Sci name)	E	\$4.30	\$265,012.27 99.66%
733	Milk-vetch, Braunton's	E	\$4.30	\$265,016.57 99.66%
733	Darter, slackwater	T	\$4.30	\$265,020.87 99.66%
738	Rock-cress	E	\$4.20	\$265,025.07 99.67%
739	Gouania vitifolia (=Sci name)	E	\$4.20	\$265,029.27 99.67%
739	Skink, sand	T	\$4.20	\$265,033.47 99.67%
739	Pearlymussel, yellow-blossom	E	\$4.20	\$265,037.67 99.67%
742	Loulu	E	\$4.10	\$265,041.77 99.67%
742	Ohe'ohe	E	\$4.10	\$265,045.87 99.67%
742	Pearlymussel, tubercled-blossom	E	\$4.10	\$265,049.97 99.68%
742	Pearlymussel, white wartyback	E	\$4.10	\$265,054.07 99.68%
742	Phyllostegia parviflora (=Sci. name)	E	\$4.10	\$265,058.17 99.68%
742	Alani	E	\$4.10	\$265,062.27 99.68%
748	Bulrush, Northeastern (=barbed bristle)	E	\$4.09	\$265,066.36 99.68%
749	Blazingstar, Ash Meadows	T	\$4.00	\$265,070.36 99.68%
749	Bladderpod, Dudley Bluffs	T	\$4.00	\$265,074.36 99.69%
749	Lizard, St. Croix ground	E	\$4.00	\$265,078.36 99.69%
749	Meadowrue, Cooley's	E	\$4.00	\$265,082.36 99.69%
749	Pearlymussel, pale lilliput	E	\$4.00	\$265,086.36 99.69%
749	Tetramolopium lepidotum ssp. lepidotum (=Sci	E	\$4.00	\$265,090.36 99.69%

TABLE 2. SPECIES RANKED IN DESCENDING ORDER OF TOTAL FY 1997 REPORTED EXPENDITURES (\$000)

RANK	SPECIES (50 CFR Part 17)	STATUS	SPECIES	
			TOTAL (\$000)	CUMULATIVE TOTAL PERCENT
749	Naucorid, Ash Meadows	T	\$4.00	\$265,094.36 99.69%
749	Twinpod, Dudley Bluffs	T	\$4.00	\$265,098.36 99.69%
749	Nehe	E	\$4.00	\$265,102.36 99.70%
749	Chamaecrista glandulosa var. mirabilis (=Sci	E	\$4.00	\$265,106.36 99.70%
749	Cordia bellonis	E	\$4.00	\$265,110.36 99.70%
749	Torreya, Florida	E	\$4.00	\$265,114.36 99.70%
749	Sanicula purpurea (=Sci. name)	E	\$4.00	\$265,118.36 99.70%
749	`Akoko	E	\$4.00	\$265,122.36 99.70%
749	Negra, cobana	T	\$4.00	\$265,126.36 99.70%
749	Dudleyea, Santa Monica Mountains	T	\$4.00	\$265,130.36 99.71%
749	Schiedea hookeri (=Sci. name)	E	\$4.00	\$265,134.36 99.71%
749	Erubia	E	\$4.00	\$265,138.36 99.71%
749	Poa siphonoglossa (=Sci name)	E	\$4.00	\$265,142.36 99.71%
749	Haha	E	\$4.00	\$265,146.36 99.71%
749	Haha	E	\$4.00	\$265,150.36 99.71%
749	Leptocereus grantianus (=Sci name)	E	\$4.00	\$265,154.36 99.72%
749	Higuero de Sierra	E	\$4.00	\$265,158.36 99.72%
749	Goetzea, beautiful (matabuey)	E	\$4.00	\$265,162.36 99.72%
749	Daphnopsis hellerana (=Sci name)	E	\$4.00	\$265,166.36 99.72%
774	Pigtoe, heavy (=Judge Tait's mussel)	E	\$3.90	\$265,170.26 99.72%
774	`Oha wai	E	\$3.90	\$265,174.16 99.72%
776	Shagreen, Magazine Mountain	T	\$3.85	\$265,178.01 99.72%
777	Pilo	E	\$3.80	\$265,181.81 99.73%
777	Ha`iwale	E	\$3.80	\$265,185.61 99.73%
777	Stenogyne bifida (=Sci name)	E	\$3.80	\$265,189.41 99.73%
777	Haha	E	\$3.80	\$265,193.21 99.73%
777	Cyanea macrostegia ssp. gibsonii (=Sci name)	E	\$3.80	\$265,197.01 99.73%
777	Rollandia crispa (=Sci name)	E	\$3.80	\$265,200.81 99.73%
783	`Oha wai	E	\$3.75	\$265,204.56 99.73%
783	Silene lanceolata (=Sci name)	E	\$3.75	\$265,208.31 99.74%
785	Silene perlmanni (=Sci name)	E	\$3.70	\$265,212.01 99.74%
785	Kuahiwi, laukahi	E	\$3.70	\$265,215.71 99.74%
785	Mariscus pennatifomis (=Sci name)	E	\$3.70	\$265,219.41 99.74%
785	Aupaka	E	\$3.70	\$265,223.11 99.74%
785	`Oha wai	E	\$3.70	\$265,226.81 99.74%
785	Platanthera holochila (=Sci. name)	E	\$3.70	\$265,230.51 99.74%
791	Buckwheat, scrub	T	\$3.69	\$265,234.20 99.75%
792	Haha	E	\$3.65	\$265,237.85 99.75%
792	Hedyotis degeneri (=Sci name)	E	\$3.65	\$265,241.50 99.75%
792	Ha`iwale	E	\$3.65	\$265,245.15 99.75%
792	Achyranthes mutica (=Sci. name)	E	\$3.65	\$265,248.80 99.75%
792	Tetramolopium arenarium (=Sci name)	E	\$3.65	\$265,252.45 99.75%
792	Phyllostegia warshaueri (=Sci. name)	E	\$3.65	\$265,256.10 99.75%
792	Stenogyne angustifolia (=Sci name)	E	\$3.65	\$265,259.75 99.75%
792	Haplostachys haplostachya (=Sci name)	E	\$3.65	\$265,263.40 99.76%
800	Whale, gray	E	\$3.64	\$265,267.04 99.76%
801	Popolo, ku mai (=Popolo, thorny)	E	\$3.60	\$265,270.64 99.76%
801	Opuhe	E	\$3.60	\$265,274.24 99.76%
801	Silene alexandri (=Sci name)	E	\$3.60	\$265,277.84 99.76%
801	Indian paintbrush, San Clemente Island	E	\$3.60	\$265,281.44 99.76%
801	Bush-mallow, San Clemente Island	E	\$3.60	\$265,285.04 99.76%
801	Schiedea nuttallii (=Sci. name)	E	\$3.60	\$265,288.64 99.77%
801	`Olulu	E	\$3.60	\$265,292.24 99.77%
801	Woodland-star, San Clemente Island	E	\$3.60	\$265,295.84 99.77%
801	Larkspur, San Clemente Island	E	\$3.60	\$265,299.44 99.77%
801	Rockcress, Santa Cruz Island	E	\$3.60	\$265,303.04 99.77%
801	Broom, San Clemente Island	E	\$3.60	\$265,306.64 99.77%
801	`Awiwi	E	\$3.60	\$265,310.24 99.77%

TABLE 2. SPECIES RANKED IN DESCENDING ORDER OF TOTAL FY 1997 REPORTED EXPENDITURES (\$000)

RANK	SPECIES (50 CFR Part 17)	STATUS	SPECIES	
			TOTAL (\$000)	CUMULATIVE TOTAL PERCENT
801	Viola helenae (=Sci name)	E	\$3.60	\$265,313.84 99.78%
801	Kamakahala	E	\$3.60	\$265,317.44 99.78%
801	'Akoko, Ewa Plains	E	\$3.60	\$265,321.04 99.78%
801	Heau	E	\$3.60	\$265,324.64 99.78%
801	Viola lanaiensis (=Sci name)	E	\$3.60	\$265,328.24 99.78%
801	Pu'uka'a	E	\$3.60	\$265,331.84 99.78%
801	Pamakani	E	\$3.60	\$265,335.44 99.78%
801	Gahnia lanaiensis (=Sci name)	E	\$3.60	\$265,339.04 99.78%
821	Haha	E	\$3.55	\$265,342.59 99.79%
821	Stenogyne kanehoana (=Sci name)	E	\$3.55	\$265,346.14 99.79%
821	Ha'iwale	E	\$3.55	\$265,349.69 99.79%
824	Tetramolopium remyi (=Sci name)	E	\$3.50	\$265,353.19 99.79%
824	Rosemary, Apalachicola	E	\$3.50	\$265,356.69 99.79%
824	Phyllostegia mollis (=Sci name)	E	\$3.50	\$265,360.19 99.79%
824	'Akoko	E	\$3.50	\$265,363.69 99.79%
824	Remya kauaiensis (=Sci name)	E	\$3.50	\$265,367.19 99.80%
824	Phyllostegia waimeae (=Sci name)	E	\$3.50	\$265,370.69 99.80%
824	Remya montgomeryi (=Sci name)	E	\$3.50	\$265,374.19 99.80%
824	Phyllostegia mannii (=Sci name)	E	\$3.50	\$265,377.69 99.80%
824	'Akoko	E	\$3.50	\$265,381.19 99.80%
824	Sandalwood, Lanai or 'iliahi	E	\$3.50	\$265,384.69 99.80%
824	Schiedea kauaiensis (=Sci. name)	E	\$3.50	\$265,388.19 99.80%
824	Sandbur, agrimony or Kamanomano	E	\$3.50	\$265,391.69 99.80%
824	'Awikiwiki	E	\$3.50	\$265,395.19 99.81%
824	Stenogyne campanulata (=Sci name)	E	\$3.50	\$265,398.69 99.81%
824	Panicgrass, Carter's	E	\$3.50	\$265,402.19 99.81%
824	Pau'ala	E	\$3.50	\$265,405.69 99.81%
824	Schiedea, Diamond Head	E	\$3.50	\$265,409.19 99.81%
824	Tetramolopium rockii (=Sci name)	T	\$3.50	\$265,412.69 99.81%
824	Schiedea spergulina var. leiopoda (=Sci name)	E	\$3.50	\$265,416.19 99.81%
824	Phyllostegia glabra var. lanaiensis (=Sci name)	E	\$3.50	\$265,419.69 99.81%
824	Schiedea lydgatei (=Sci name)	E	\$3.50	\$265,423.19 99.82%
824	Schiedea spergulina var. spergulina (=Sci name)	T	\$3.50	\$265,426.69 99.82%
824	Morning-glory, Stebbins'	E	\$3.50	\$265,430.19 99.82%
824	Neraudia sericea (=Sci name)	E	\$3.50	\$265,433.69 99.82%
824	Nehe	E	\$3.50	\$265,437.19 99.82%
824	Ha'iwale	E	\$3.50	\$265,440.69 99.82%
824	Gouania meyenii (=Sci name)	E	\$3.50	\$265,444.19 99.82%
824	Diellia unisora (=Sci name)	E	\$3.50	\$265,447.69 99.83%
824	Abutilon sandwicense (=Sci name)	E	\$3.50	\$265,451.19 99.83%
824	Abutilon eremitopetalum (=Sci name)	E	\$3.50	\$265,454.69 99.83%
824	Haha	E	\$3.50	\$265,458.19 99.83%
824	Haha	E	\$3.50	\$265,461.69 99.83%
824	Haha	E	\$3.50	\$265,465.19 99.83%
824	Ha'iwale	T	\$3.50	\$265,468.69 99.83%
824	Alani	E	\$3.50	\$265,472.19 99.83%
824	Diellia falcata (=Sci name)	E	\$3.50	\$265,475.69 99.84%
824	Hedyotis, Na Pali beach	E	\$3.50	\$265,479.19 99.84%
824	Hesperomannia lydgatei (=Sci name)	E	\$3.50	\$265,482.69 99.84%
824	Hibiscus, Clay's	E	\$3.50	\$265,486.19 99.84%
824	Holei	E	\$3.50	\$265,489.69 99.84%
824	Iliau, dwarf	E	\$3.50	\$265,493.19 99.84%
824	Diellia, asplenium-leaved	E	\$3.50	\$265,496.69 99.84%
824	Gouania hillebrandii (=Sci name)	E	\$3.50	\$265,500.19 99.85%
824	Alani	E	\$3.50	\$265,503.69 99.85%
824	Alani	E	\$3.50	\$265,507.19 99.85%
824	Ko'oko'olau	E	\$3.50	\$265,510.69 99.85%
824	Bedstraw, El Dorado	E	\$3.50	\$265,514.19 99.85%

TABLE 2. SPECIES RANKED IN DESCENDING ORDER OF TOTAL FY 1997 REPORTED EXPENDITURES (\$000)

RANK	SPECIES (50 CFR Part 17)	STATUS	SPECIES TOTAL (\$000)	CUMULATIVE TOTAL	PERCENT
824	Bluegrass, Mann's	E	\$3.50	\$265,517.69	99.85%
824	Bluegrass, Hawaiian	E	\$3.50	\$265,521.19	99.85%
824	Fern, pendant kihi	E	\$3.50	\$265,524.69	99.85%
824	Ceanothus, Pine Hill	E	\$3.50	\$265,528.19	99.86%
824	Chamaesyce halemanui (=Sci name)	E	\$3.50	\$265,531.69	99.86%
824	Ha'iwale	E	\$3.50	\$265,535.19	99.86%
824	Ihi'ini	E	\$3.50	\$265,538.69	99.86%
824	Cyanea undulata (=Sci name)	E	\$3.50	\$265,542.19	99.86%
824	Alani	E	\$3.50	\$265,545.69	99.86%
824	Nehe	E	\$3.50	\$265,549.19	99.86%
824	Dubautia latifolia (=Sci name)	E	\$3.50	\$265,552.69	99.86%
824	Dubautia pauciflora (=Sci name)	E	\$3.50	\$265,556.19	99.87%
824	A'e	E	\$3.50	\$265,559.69	99.87%
824	Aupaka	T	\$3.50	\$265,563.19	99.87%
824	Flannelbush, Pine Hill	E	\$3.50	\$265,566.69	99.87%
824	Aupaka	E	\$3.50	\$265,570.19	99.87%
824	Koki'o ke'oke'o	E	\$3.50	\$265,573.69	99.87%
824	Ha'iwale	E	\$3.50	\$265,577.19	99.87%
824	Kula, wahine noho	E	\$3.50	\$265,580.69	99.88%
824	Lagu, Hyan	E	\$3.50	\$265,584.19	99.88%
824	'Awiwi	E	\$3.50	\$265,587.69	99.88%
824	Mariscus fauriei (=Sci name)	E	\$3.50	\$265,591.19	99.88%
824	Lau'ehu	E	\$3.50	\$265,594.69	99.88%
824	'Oha wai	E	\$3.50	\$265,598.19	99.88%
824	Wawa'iole	E	\$3.50	\$265,601.69	99.88%
824	Lysimachia filifolia (=Sci name)	E	\$3.50	\$265,605.19	99.88%
824	Munroidendron racemosum (=Sci name)	E	\$3.50	\$265,608.69	99.89%
824	Ma'oli'oli	E	\$3.50	\$265,612.19	99.89%
824	Nehe	E	\$3.50	\$265,615.69	99.89%
900	Stirrupshell	E	\$3.45	\$265,619.14	99.89%
900	Clubshell, black (=Curtus' mussel)	E	\$3.45	\$265,622.59	99.89%
900	Combshell, southern (=penitent mussel)	E	\$3.45	\$265,626.04	99.89%
903	Beaked-rush, Knieskern's	T	\$3.42	\$265,629.46	99.89%
904	Chupacallos (=Chupagallo)	E	\$3.40	\$265,632.86	99.90%
904	Capa rosa	E	\$3.40	\$265,636.26	99.90%
904	Ilex sintenisii (=Sci name)	E	\$3.40	\$265,639.66	99.90%
904	Palo de jazmin	E	\$3.40	\$265,643.06	99.90%
904	Ternstroemia subsessilis (=Sci name)	E	\$3.40	\$265,646.46	99.90%
904	Lepanthes eltoroensis (=Sci name)	E	\$3.40	\$265,649.86	99.90%
904	Palo colorado	E	\$3.40	\$265,653.26	99.90%
911	Pocketbook, speckled	E	\$3.35	\$265,656.61	99.90%
911	Lampmussel, Alabama (=Pearly mussel, Alabam	E	\$3.35	\$265,659.96	99.91%
913	Button, Mohr's Barbara	T	\$3.25	\$265,663.21	99.91%
914	Vole, Florida salt marsh	E	\$3.11	\$265,666.32	99.91%
915	Rabbitsfoot, rough	E	\$3.10	\$265,669.42	99.91%
916	Schoepfia arenaria (=Sci name)	T	\$3.00	\$265,672.42	99.91%
916	Cranichis ricartii (=Sci name)	E	\$3.00	\$265,675.42	99.91%
916	Elaphoglossum serpens (=Sci name)	E	\$3.00	\$265,678.42	99.91%
916	Bean, purple (=Fine-rayed purple pearly mussel)	E	\$3.00	\$265,681.42	99.91%
916	Polystichum calderonense (=Sci name)	E	\$3.00	\$265,684.42	99.91%
916	Fern, Elfin tree	E	\$3.00	\$265,687.42	99.92%
916	Quillwort, black spored	E	\$3.00	\$265,690.42	99.92%
916	Bariaco	E	\$3.00	\$265,693.42	99.92%
916	Cactus, star	E	\$3.00	\$265,696.42	99.92%
916	Boxwood, Vahl's	E	\$3.00	\$265,699.42	99.92%
916	Palo de Nigua	E	\$3.00	\$265,702.42	99.92%
916	Palo de Ramon	E	\$3.00	\$265,705.42	99.92%
916	Polygala, Lewton's	E	\$3.00	\$265,708.42	99.92%

TABLE 2. SPECIES RANKED IN DESCENDING ORDER OF TOTAL FY 1997 REPORTED EXPENDITURES (\$000)

RANK	SPECIES (50 CFR Part 17)	STATUS	SPECIES	
			TOTAL (\$000)	CUMULATIVE TOTAL PERCENT
916	Locoweed, Fassett's	T	\$3.00	\$265,711.42 99.92%
916	Crayfish, Nashville	E	\$3.00	\$265,714.42 99.93%
916	Spider, spruce-fir moss	E	\$3.00	\$265,717.42 99.93%
916	Holly, Cook's	E	\$3.00	\$265,720.42 99.93%
916	Tectaria estremerana (=Sci name)	E	\$3.00	\$265,723.42 99.93%
916	Manaca, palma de	T	\$3.00	\$265,726.42 99.93%
916	Skipper, Pawnee montane	T	\$3.00	\$265,729.42 99.93%
916	Peperomia, Wheeler's	E	\$3.00	\$265,732.42 99.93%
916	Adiantum vivesii (=Sci name)	E	\$3.00	\$265,735.42 99.93%
916	Thelypteris yaucoensis (=Sci name)	E	\$3.00	\$265,738.42 99.93%
916	Thelypteris verecunda (=Sci name)	E	\$3.00	\$265,741.42 99.94%
916	Thelypteris inabonensis (=Sci name)	E	\$3.00	\$265,744.42 99.94%
916	Prickly-ash, St. Thomas	E	\$3.00	\$265,747.42 99.94%
942	Fern, Alabama streak-sorus	T	\$2.90	\$265,750.32 99.94%
942	Cactus, Lloyd's Mariposa	T	\$2.90	\$265,753.22 99.94%
944	Limpet, Banbury Springs	E	\$2.88	\$265,756.10 99.94%
945	Bladderpod, Missouri	E	\$2.71	\$265,758.81 99.94%
946	Snake, Concho water	T	\$2.60	\$265,761.41 99.94%
947	Millerbird, Nihoa (old world warbler)	E	\$2.50	\$265,763.91 99.94%
947	Snowbells, Texas	E	\$2.50	\$265,766.41 99.95%
947	Water-plantain, Kral's	T	\$2.50	\$265,768.91 99.95%
947	Finch, Nihoa (honeycreeper)	E	\$2.50	\$265,771.41 99.95%
947	Salamander, Shenandoah	E	\$2.50	\$265,773.91 99.95%
947	Snail, Stock Island tree	T	\$2.50	\$265,776.41 99.95%
947	Buckwheat, steamboat	E	\$2.50	\$265,778.91 99.95%
947	Pupfish, Comanche Springs	E	\$2.50	\$265,781.41 99.95%
955	Agave, Arizona	E	\$2.46	\$265,783.87 99.95%
956	Chub, slender	T	\$2.40	\$265,786.27 99.95%
957	Salamander, desert slender	E	\$2.19	\$265,788.46 99.95%
958	Trillium, persistent	E	\$2.14	\$265,790.60 99.95%
959	Wild-buckwheat, gypsum	T	\$2.10	\$265,792.70 99.96%
959	Snail, flat-spined three-toothed	T	\$2.10	\$265,794.80 99.96%
961	Leather flower, Alabama	E	\$2.08	\$265,796.88 99.96%
962	Rosemary, Cumberland	T	\$2.03	\$265,798.91 99.96%
963	Mountain-mahogany, Catalina Island	E	\$2.00	\$265,800.91 99.96%
963	Quillwort, mat-forming	E	\$2.00	\$265,802.91 99.96%
963	Anole, Culebra Island giant	E	\$2.00	\$265,804.91 99.96%
963	Cactus, black lace	E	\$2.00	\$265,806.91 99.96%
963	Crownbeard, big-leaved	T	\$2.00	\$265,808.91 99.96%
963	Groundsel, San Francisco Peaks	T	\$2.00	\$265,810.91 99.96%
963	Cactus, Chisos Mtn. hedgehog	T	\$2.00	\$265,812.91 99.96%
963	Snail, Virginia fringed mountain	E	\$2.00	\$265,814.91 99.96%
963	Rattleweed, hairy	E	\$2.00	\$265,816.91 99.96%
972	Orcutt grass, Greene's	E	\$1.92	\$265,818.83 99.97%
973	Stonecrop, Lake County	E	\$1.85	\$265,820.68 99.97%
974	Sand-verbena, large-fruited	E	\$1.80	\$265,822.48 99.97%
974	Leather flower, Morefield's	E	\$1.80	\$265,824.28 99.97%
976	Sunburst, San Joaquin adobe	T	\$1.69	\$265,825.96 99.97%
977	Dudleya, Santa Clara Valley	E	\$1.50	\$265,827.46 99.97%
977	Grass, Colusa	T	\$1.50	\$265,828.96 99.97%
977	Barberry, Truckee	E	\$1.50	\$265,830.46 99.97%
977	Pentachaeta, white-rayed	E	\$1.50	\$265,831.96 99.97%
977	Thistle, fountain	E	\$1.50	\$265,833.46 99.97%
977	Thornmint, San Mateo	E	\$1.50	\$265,834.96 99.97%
977	Spurge, Hoover's	T	\$1.50	\$265,836.46 99.97%
977	Sunburst, Hartweg's golden	E	\$1.50	\$265,837.96 99.97%
977	Sunflower, San Mateo woolly	E	\$1.50	\$265,839.46 99.97%
977	Jewelflower, Tiburon	E	\$1.50	\$265,840.96 99.97%

TABLE 2. SPECIES RANKED IN DESCENDING ORDER OF TOTAL FY 1997 REPORTED EXPENDITURES (\$000)

RANK	SPECIES (50 CFR Part 17)	STATUS	SPECIES TOTAL (\$000)	CUMULATIVE TOTAL	PERCENT
977	Grass, Solano	E	\$1.50	\$265,842.46	99.97%
977	Jewelflower, Metcalf Canyon	E	\$1.50	\$265,843.96	99.97%
977	Meadowfoam, Butte County	E	\$1.50	\$265,845.46	99.98%
977	Silverside, Waccamaw	T	\$1.50	\$265,846.96	99.98%
977	Orcutt grass, hairy (=pilose)	E	\$1.50	\$265,848.46	99.98%
977	Orcutt grass, San Joaquin	T	\$1.50	\$265,849.96	99.98%
977	Owl's-clover, fleshy	T	\$1.50	\$265,851.46	99.98%
977	Moth, Kern primrose sphinx	T	\$1.50	\$265,852.96	99.98%
977	Ceanothus, coyote (=California-lilac, Coyote	E	\$1.50	\$265,854.46	99.98%
977	Navarretia, few-flowered	E	\$1.50	\$265,855.96	99.98%
977	Bird's-beak, Pennell's	E	\$1.50	\$265,857.46	99.98%
977	Mariposa lily, Tiburon	T	\$1.50	\$265,858.96	99.98%
977	Thistle, Loch Lomond coyote	E	\$1.50	\$265,860.46	99.98%
977	Butterfly, lotis blue	E	\$1.50	\$265,861.96	99.98%
1001	Curlew, Eskimo	E	\$1.45	\$265,863.41	99.98%
1002	Rock-cress, Hoffmann's	E	\$1.40	\$265,864.81	99.98%
1002	Malacothrix, Santa Cruz Island	E	\$1.40	\$265,866.21	99.98%
1004	Crayfish, cave [no common name]	E	\$1.35	\$265,867.56	99.98%
1005	Darter, bluemask (=jewel)	E	\$1.30	\$265,868.86	99.98%
1005	Fleabane, Rhizome	T	\$1.30	\$265,870.16	99.98%
1005	Butterwort, Godfrey's	T	\$1.30	\$265,871.46	99.98%
1008	Phacelia, island	E	\$1.20	\$265,872.66	99.99%
1008	Malacothrix, island	E	\$1.20	\$265,873.86	99.99%
1008	Manzanita, Santa Rosa Island	E	\$1.20	\$265,875.06	99.99%
1008	Bush-mallow, Santa Cruz Island	E	\$1.20	\$265,876.26	99.99%
1008	Gilia, Hoffmann's slender-flowered	E	\$1.20	\$265,877.46	99.99%
1008	Cress, toad-flax	E	\$1.20	\$265,878.66	99.99%
1008	Bedstraw, island	E	\$1.20	\$265,879.86	99.99%
1008	Rush-rose, island	T	\$1.20	\$265,881.06	99.99%
1008	Dudleya, Santa Cruz Island	T	\$1.20	\$265,882.26	99.99%
1008	Fringepod (=lacepod), Santa Cruz Island	E	\$1.20	\$265,883.46	99.99%
1018	Madtom, pygmy	E	\$1.10	\$265,884.56	99.99%
1019	Fern, Aleutian shield	E	\$1.06	\$265,885.62	99.99%
1020	Snail, tulotoma (=Alabama live-bearing)	E	\$1.00	\$265,886.62	99.99%
1020	Seablite, California	E	\$1.00	\$265,887.62	99.99%
1020	Snake, copperbelly water (northern pop.)	T	\$1.00	\$265,888.62	99.99%
1020	Cactus, Lloyd's hedgehog	E	\$1.00	\$265,889.62	99.99%
1020	Snail, painted snake coiled forest	T	\$1.00	\$265,890.62	99.99%
1020	Cat's-eye, Terlingua Creek	E	\$1.00	\$265,891.62	99.99%
1020	Snakeroot	E	\$1.00	\$265,892.62	99.99%
1020	Cinquefoil, Robbins'	E	\$1.00	\$265,893.62	99.99%
1020	Gourd, Okeechobee	E	\$1.00	\$265,894.62	99.99%
1020	Dudleya, Verity's	T	\$1.00	\$265,895.62	99.99%
1020	Dudleya, Marcescent	T	\$1.00	\$265,896.62	99.99%
1020	Pinkroot, gentian	E	\$1.00	\$265,897.62	99.99%
1020	Rhododendron, Chapman	E	\$1.00	\$265,898.62	100.00%
1020	Whitlow-wort, papery	T	\$1.00	\$265,899.62	100.00%
1020	Dudleya, Conejo	T	\$1.00	\$265,900.62	100.00%
1035	Buttercup, autumn	E	\$0.90	\$265,901.52	100.00%
1036	Pawpaw, Rugel's	E	\$0.90	\$265,902.42	100.00%
1037	Roseroot, Leedy's	T	\$0.83	\$265,903.25	100.00%
1038	Ridge-cress (=pepper-cress), Barneby	E	\$0.70	\$265,903.95	100.00%
1038	Reed-mustard, clay	T	\$0.70	\$265,904.65	100.00%
1040	Pearlymussel, Curtis'	E	\$0.70	\$265,905.35	100.00%
1041	Water-willow, Cooley's	E	\$0.60	\$265,905.95	100.00%
1042	Warbler, Bachman's	E	\$0.55	\$265,906.50	100.00%
1043	Beetle, Hungerford's crawling water	E	\$0.50	\$265,907.00	100.00%
1043	Pondweed, Little Aguja Creek	E	\$0.50	\$265,907.50	100.00%

Table 3.

Species with Reported Expenditures for Land Acquisition.

Species are arranged in the same sequence as Table 1. These costs are not included in the general expenditures of Tables 1 and 2. Only those species that had land acquisition costs reported for FY 1997 are included here.

TABLE 3. REPORTED LAND ACQUISITION EXPENDITURES (\$000) FOR FY 1997 FOR ENDANGERED AND THREATENED SPECIES.

RANK	SPECIES (50 CFR Part 17)	STATUS	FWS TOTAL	OTHER FED	FED TOTAL	STATES TOTAL	SPECIES TOTAL
61	Bat, gray	E	\$0.00	\$0.00	\$0.00	\$22.00	\$22.00
150	Bat, Ozark big-eared	E	\$40.50	\$0.00	\$40.50	\$0.00	\$40.50
72	Fox, San Joaquin kit	E	\$264.00	\$66.00	\$330.00	\$0.00	\$330.00
331	Jaguarundi (AZ)	E	\$5.00	\$0.00	\$5.00	\$0.00	\$5.00
115	Mouse, salt marsh harvest	E	\$0.00	\$1,950.00	\$1,950.00	\$0.00	\$1,950.00
145	Ocelot	E	\$5.00	\$0.00	\$5.00	\$0.00	\$5.00
314	Vole, Amargosa	E	\$0.00	\$500.00	\$500.00	\$0.00	\$500.00
197	Bobwhite, masked (quail)	E	\$560.00	\$0.00	\$560.00	\$0.00	\$560.00
40	Condor, California	E	\$15.00	\$0.00	\$15.00	\$0.00	\$15.00
10	Eagle, bald	T	\$4,072.50	\$827.00	\$4,899.50	\$299.30	\$5,198.80
20	Falcon, American peregrine	E	\$4,072.50	\$0.00	\$4,072.50	\$0.00	\$4,072.50
13	Flycatcher, southwestern willow	E	\$142.00	\$1,827.00	\$1,969.00	\$12.50	\$1,981.50
11	Gnatcatcher, coastal California	T	\$142.00	\$0.00	\$142.00	\$0.00	\$142.00
139	Goose, Aleutian Canada	T	\$1,595.00	\$0.00	\$1,595.00	\$0.00	\$1,595.00
55	Jay, Florida scrub	T	\$7.26	\$0.00	\$7.26	\$0.00	\$7.26
4	Owl, northern spotted	T	\$0.00	\$20.00	\$20.00	\$0.00	\$20.00
108	Pelican, brown	E	\$182.00	\$0.00	\$182.00	\$0.00	\$182.00
207	Pigeon, Puerto Rican plain	E	\$0.00	\$0.00	\$0.00	\$23.00	\$23.00
51	Plover, western snowy	T	\$0.00	\$60.00	\$60.00	\$0.00	\$60.00
119	Rail, Yuma clapper	E	\$0.00	\$60.00	\$60.00	\$7.50	\$67.50
47	Vireo, least Bell's	E	\$142.00	\$500.00	\$642.00	\$0.00	\$642.00
48	Warbler, golden-cheeked	E	\$1,894.60	\$0.00	\$1,894.60	\$0.00	\$1,894.60
126	Lizard, blunt-nosed leopard	E	\$249.00	\$0.00	\$249.00	\$0.00	\$249.00
1061	Skink, bluetail mole	T	\$7.26	\$0.00	\$7.26	\$0.00	\$7.26
739	Skink, sand	T	\$7.26	\$0.00	\$7.26	\$0.00	\$7.26
160	Snake, eastern indigo	T	\$7.26	\$0.00	\$7.26	\$0.00	\$7.26
54	Snake, giant garter	T	\$1,595.00	\$0.00	\$1,595.00	\$0.00	\$1,595.00
9	Tortoise, desert	T	\$750.00	\$6,600.00	\$7,350.00	\$0.00	\$7,350.00
58	Frog, California red-legged	T	\$142.00	\$0.00	\$142.00	\$0.00	\$142.00
70	Toad, Arroyo southwestern	E	\$142.00	\$0.00	\$142.00	\$0.00	\$142.00
233	Catfish, Yaqui	T	\$0.00	\$0.00	\$0.00	\$7.50	\$7.50
30	Chub, bonytail	E	\$0.00	\$0.60	\$0.60	\$0.00	\$0.60
32	Chub, humpback	E	\$0.00	\$0.60	\$0.60	\$0.00	\$0.60
255	Chub, Yaqui	E	\$0.00	\$0.00	\$0.00	\$7.50	\$7.50
152	Pupfish, desert	E	\$0.00	\$0.00	\$0.00	\$7.50	\$7.50
355	Pupfish, Leon Springs	E	\$15.00	\$0.00	\$15.00	\$0.00	\$15.00
16	Salmon, chinook, Sacramento R. winter run	T	\$128.00	\$0.00	\$128.00	\$0.00	\$128.00
2	Salmon, chinook, Snake R. fall run	T	\$128.00	\$0.00	\$128.00	\$0.00	\$128.00
1	Salmon, chinook, Snake R. spring/summer run	T	\$128.00	\$0.00	\$128.00	\$0.00	\$128.00
80	Smelt, delta	T	\$0.00	\$1,950.00	\$1,950.00	\$0.00	\$1,950.00
12	Squawfish, Colorado	E	\$0.00	\$0.50	\$0.50	\$0.00	\$0.50
36	Sucker, Lost River	E	\$0.00	\$29.00	\$29.00	\$0.00	\$29.00
8	Sucker, razorback	E	\$0.00	\$0.50	\$0.50	\$0.00	\$0.50
37	Sucker, shortnose	E	\$0.00	\$29.00	\$29.00	\$0.00	\$29.00
123	Topminnow, Gila (incl. Yaqui)	E	\$0.00	\$0.00	\$0.00	\$7.50	\$7.50
94	Trout, Apache (=Arizona)	T	\$0.00	\$0.00	\$0.00	\$30.00	\$30.00
114	Beetle, valley elderberry longhorn	T	\$886.00	\$0.00	\$886.00	\$0.00	\$886.00
113	Butterfly, Quino checkerspot	E	\$142.00	\$0.00	\$142.00	\$0.00	\$142.00
96	Fairy shrimp, riverside	E	\$142.00	\$0.00	\$142.00	\$0.00	\$142.00
82	Fairy shrimp, San Diego	E	\$142.00	\$0.00	\$142.00	\$0.00	\$142.00
369	Beargrass, Britton's	E	\$7.26	\$0.00	\$7.26	\$0.00	\$7.26
824	Bedstraw, El Dorado	E	\$0.00	\$200.00	\$200.00	\$0.00	\$200.00
151	Bird's beak, palmate-bracted	E	\$385.00	\$0.00	\$385.00	\$0.00	\$385.00
1061	Blazingstar, scrub	E	\$7.26	\$0.00	\$7.26	\$0.00	\$7.26
718	Bonamia, Florida	T	\$7.26	\$0.00	\$7.26	\$0.00	\$7.26
791	Buckwheat, scrub	T	\$7.26	\$0.00	\$7.26	\$0.00	\$7.26

TABLE 2. SPECIES RANKED IN DESCENDING ORDER OF TOTAL FY 1997 REPORTED EXPENDITURES (\$000)

RANK	SPECIES (50 CFR Part 17)	STATUS	SPECIES TOTAL (\$000)	CUMULATIVE	
				TOTAL	PERCENT
1043	Cactus, bunched cory	T	\$0.50	\$265,908.00	100.00%
1043	Shiner, Cahaba	E	\$0.50	\$265,908.50	100.00%
1047	Darter, relict	E	\$0.40	\$265,908.90	100.00%
1047	Heartleaf, dwarf-flowered	T	\$0.40	\$265,909.30	100.00%
1047	Beetle, Tooth Cave ground	E	\$0.40	\$265,909.70	100.00%
1050	Sandwort, Cumberland	E	\$0.39	\$265,910.09	100.00%
1051	Bladderpod, Spring Creek	E	\$0.30	\$265,910.39	100.00%
1051	Liveforever, Santa Barbara Island	E	\$0.30	\$265,910.69	100.00%
1053	Lily, Minnesota trout	E	\$0.26	\$265,910.95	100.00%
1054	Barberry, island	E	\$0.20	\$265,911.15	100.00%
1055	Irisette, white	E	\$0.10	\$265,911.25	100.00%
1055	Arrowhead, bunched	E	\$0.10	\$265,911.35	100.00%
1055	Mint, longspurred	E	\$0.10	\$265,911.45	100.00%
1055	Pawpaw, beautiful	E	\$0.10	\$265,911.55	100.00%
1055	Cougar, eastern	E	\$0.10	\$265,911.65	100.00%
1060	Snail, noonday	T	\$0.04	\$265,911.70	100.00%
1061	Cactus, Key tree	E	\$0.00	\$265,911.70	100.00%
1061	Harebells, Avon Park	E	\$0.00	\$265,911.70	100.00%
1061	Sculpin, pygmy	T	\$0.00	\$265,911.70	100.00%
1061	Wawae iole	E	\$0.00	\$265,911.70	100.00%
1061	Cactus, Nellie cory	E	\$0.00	\$265,911.70	100.00%
1061	Seal, Caribbean monk	E	\$0.00	\$265,911.70	100.00%
1061	Isopod, Lee County cave	E	\$0.00	\$265,911.70	100.00%
1061	Amphipod, Hay's Spring	E	\$0.00	\$265,911.70	100.00%
1061	Blazingstar, scrub	E	\$0.00	\$265,911.70	100.00%
1061	Pearlymussel, white cat's paw	E	\$0.00	\$265,911.70	100.00%
1061	Shrimp, Alabama cave	E	\$0.00	\$265,911.70	100.00%
1061	Shrimp, Kentucky cave	E	\$0.00	\$265,911.70	100.00%
1061	Aster, Florida golden	E	\$0.00	\$265,911.70	100.00%
1061	Beardtongue, Penland	E	\$0.00	\$265,911.70	100.00%
1061	Bellflower, Brooksville	E	\$0.00	\$265,911.70	100.00%
1061	Isopod, Madison Cave	T	\$0.00	\$265,911.70	100.00%
1061	Bidens, cuneate	E	\$0.00	\$265,911.70	100.00%
1061	Madtom, Scioto	E	\$0.00	\$265,911.70	100.00%
1061	Bittercress, small-anthered	E	\$0.00	\$265,911.70	100.00%
1061	Bladderpod, lyrate	T	\$0.00	\$265,911.70	100.00%
1061	Jacquemontia, beach	E	\$0.00	\$265,911.70	100.00%
1061	Seal, guadalupe fur	T	\$0.00	\$265,911.70	100.00%
1061	Gambusia, Clear Creek	E	\$0.00	\$265,911.70	100.00%
1061	Tree, pygmy fringe	E	\$0.00	\$265,911.70	100.00%
1061	Sandlace	E	\$0.00	\$265,911.70	100.00%
1061	Spurge, deltoid	E	\$0.00	\$265,911.70	100.00%
1061	Ziziphus, florida	E	\$0.00	\$265,911.70	100.00%
1061	Spurge, Garber's	T	\$0.00	\$265,911.70	100.00%
1061	Rice rat (=silver rice rat)	E	\$0.00	\$265,911.70	100.00%
1061	Mouse, Key Largo cotton	E	\$0.00	\$265,911.70	100.00%
1061	Rosemary, short-leaved	E	\$0.00	\$265,911.70	100.00%
1061	Woodrat, Key Largo	E	\$0.00	\$265,911.70	100.00%
1061	Wireweed	E	\$0.00	\$265,911.70	100.00%
1061	Walnut, West Indian or nogal	E	\$0.00	\$265,911.70	100.00%
1061	Lead-plant, Crenulate	E	\$0.00	\$265,911.70	100.00%
1061	Woodpecker, ivory-billed	E	\$0.00	\$265,911.70	100.00%
1061	Wings, Pigeon	T	\$0.00	\$265,911.70	100.00%
1061	Rosemary, Etonia	E	\$0.00	\$265,911.70	100.00%
1061	Prickly-apple, fragrant	E	\$0.00	\$265,911.70	100.00%
1061	Mint, Garrett's (=scrub, in part)	E	\$0.00	\$265,911.70	100.00%
1061	Polygala, tiny	E	\$0.00	\$265,911.70	100.00%
1061	Darter, Maryland	E	\$0.00	\$265,911.70	100.00%

TABLE 2. SPECIES RANKED IN DESCENDING ORDER OF TOTAL FY 1997 REPORTED EXPENDITURES (\$000)

RANK	SPECIES (50 CFR Part 17)	STATUS	SPECIES	
			TOTAL (\$000)	CUMULATIVE TOTAL PERCENT
1061	Milkpea, Small's	E	\$0.00	\$265,911.70 100.00%
1061	Turtle, flattened musk	T	\$0.00	\$265,911.70 100.00%
1061	Mint, Lakela's	E	\$0.00	\$265,911.70 100.00%
1061	Mint, scrub	E	\$0.00	\$265,911.70 100.00%
1061	Plum, scrub	E	\$0.00	\$265,911.70 100.00%
1061	Oak, Hinckley	T	\$0.00	\$265,911.70 100.00%
1061	Skink, bluetail mole	T	\$0.00	\$265,911.70 100.00%
1061	Mustard, Carter's	E	\$0.00	\$265,911.70 100.00%
1061	Pitaya, Davis' green	E	\$0.00	\$265,911.70 100.00%

TABLE 3. REPORTED LAND ACQUISITION EXPENDITURES (\$000) FOR FY 1997 FOR ENDANGERED AND THREATENED SPECIES.

RANK	SPECIES (50 CFR Part 17)	STATUS	FWS TOTAL	OTHER FED	FED TOTAL	STATES TOTAL	SPECIES TOTAL
721	Butterweed, Layne's	T	\$0.00	\$200.00	\$200.00	\$0.00	\$200.00
120	Button-celery, San Diego	E	\$142.00	\$0.00	\$142.00	\$0.00	\$142.00
824	Ceanothus, Pine Hill	E	\$0.00	\$200.00	\$200.00	\$0.00	\$200.00
749	Cordia bellonis	E	\$0.00	\$46.00	\$46.00	\$0.00	\$46.00
749	Daphnopsis hellerana (=Sci name)	E	\$0.00	\$46.00	\$46.00	\$0.00	\$46.00
749	Erubia	E	\$0.00	\$46.00	\$46.00	\$0.00	\$46.00
824	Flannelbush, Pine Hill	E	\$0.00	\$200.00	\$200.00	\$0.00	\$200.00
277	Grass, California Orcutt	E	\$142.00	\$0.00	\$142.00	\$0.00	\$142.00
1061	Harebells, Avon Park	E	\$7.26	\$0.00	\$7.26	\$0.00	\$7.26
575	Hypericum, highlands scrub	E	\$7.26	\$0.00	\$7.26	\$0.00	\$7.26
586	Iris, dwarf lake	T	\$0.00	\$0.00	\$0.00	\$8.00	\$8.00
695	Lupine, scrub	E	\$7.26	\$0.00	\$7.26	\$0.00	\$7.26
583	Manioc, Walker's	E	\$5.00	\$0.00	\$5.00	\$0.00	\$5.00
220	Mesa-mint, Otay	E	\$142.00	\$0.00	\$142.00	\$0.00	\$142.00
131	Mesa-mint, San Diego	E	\$142.00	\$0.00	\$142.00	\$0.00	\$142.00
1061	Mint, Garrett's (=scrub, in part)	E	\$7.26	\$0.00	\$7.26	\$0.00	\$7.26
1061	Mint, scrub	E	\$7.26	\$0.00	\$7.26	\$0.00	\$7.26
824	Morning-glory, Stebbins'	E	\$0.00	\$200.00	\$200.00	\$0.00	\$200.00
1061	Mustard, Carter's	E	\$7.26	\$0.00	\$7.26	\$0.00	\$7.26
274	Orchid, eastern prairie fringed	T	\$0.00	\$0.00	\$0.00	\$76.50	\$76.50
916	Palo de Nigua	E	\$0.00	\$46.00	\$46.00	\$0.00	\$46.00
1061	Plum, scrub	E	\$7.26	\$0.00	\$7.26	\$0.00	\$7.26
916	Polygala, Lewton's	E	\$7.26	\$0.00	\$7.26	\$0.00	\$7.26
695	Rosa, palo de	E	\$0.00	\$46.00	\$46.00	\$0.00	\$46.00
1061	Rosemary, short-leaved	E	\$7.26	\$0.00	\$7.26	\$0.00	\$7.26
1061	Sandlace	E	\$7.26	\$0.00	\$7.26	\$0.00	\$7.26
1020	Snakeroot	E	\$7.26	\$0.00	\$7.26	\$0.00	\$7.26
1061	Tree, pygmy fringe	E	\$7.26	\$0.00	\$7.26	\$0.00	\$7.26
1020	Whitlow-wort, papery	T	\$7.26	\$0.00	\$7.26	\$0.00	\$7.26
1061	Wings, Pigeon	T	\$7.26	\$0.00	\$7.26	\$0.00	\$7.26
1061	Wireweed	E	\$7.26	\$0.00	\$7.26	\$0.00	\$7.26
1061	Ziziphus, florida	E	\$7.26	\$0.00	\$7.26	\$0.00	\$7.26
621	Cladonia, Florida perforate	E	\$7.26	\$0.00	\$7.26	\$0.00	\$7.26
TOTALS	species:	89	\$18,860.60	\$15,650.20	\$34,510.80	\$508.80	\$35,019.60

Appendix 1. Reports by other Federal Agencies.

LIST OF REPORTING AGENCIES:

Department of Agriculture

Animal and Plant Health Inspection Service
Forest Service
Natural Resources Conservation Service

Department of Commerce

National Oceanic and Atmospheric Administration

Department of Defense

Office of the Under Secretary
Army Corps of Engineers

Department of Energy

Bonneville Power Administration

Department of the Interior

Bureau of Indian Affairs
Bureau of Land Management
Bureau of Reclamation
National Park Service
Office of Surface Mining*
U.S. Geological Survey

Department of Transportation

Federal Aviation Administration
Federal Highway Administration

Department of the Treasury

Customs Service*

Other

Environmental Protection Agency
Federal Energy Regulatory Commission
Nuclear Regulatory Commission
Smithsonian Institution
Tennessee Valley Authority

*--indicates Agency with no reasonably identifiable expenditures



August 28, 1998

United States
Department of
Agriculture

Marketing and
Regulatory
Programs

Animal and
Plant Health
Inspection
Service

Washington, DC
20250

Ms. Jamie Rappaport-Clark
Director
Fish and Wildlife Service
1849 C Street, NW.
Washington, D.C. 20240

Dear Ms. Clark:

Enclosed is the Animal and Plant Health Inspection Service's (APHIS) report on fiscal year 1997 expenditures related to the conservation of endangered and threatened species under the Endangered Species Act.

Enclosure 1 is the list of expenditures that APHIS has identified for particular species. In addition, APHIS has enclosed a total for expenditures that could not be identified for specific species (enclosure 2).

Should you have any questions concerning this data, please contact Nancy Sweeney, Policy and Program Development, Environmental Analysis and Documentation, at 301-734-8565.

Sincerely,

A handwritten signature in cursive script that reads "Craig A. Reed".

Craig A. Reed
Administrator

Enclosures



ENCLOSURE 1

ENDANGERED AND THREATENED SPECIES EXPENDITURES
BY SPECIES

SPECIES PROTECTED	TOTAL COST
Bat, Mariana fruit	25,000.00
Bear, grizzly	6,236.00
Bear, Louisiana black	20,902.00
Butterfly, Karner blue	1,000.00
Coot, Hawaiian	33,523.00
Crane, whooping	500.00
Creeper, Oahu	6,103.00
Crow, Mariana	25,000.00
Deer, Columbian white-tailed	11,745.00
<i>Dubautia herbstobatae</i>	1,992.00
Duck, Hawaiian	32,932.00
Eagle, bald	8,285.90
Falcon, American peregrine	18,513.00
Ferret, black-footed	36,897.00
Flycatcher, southwestern willow	22,613.00
Fox, San Joaquin fox	5,291.00
Fox, northern swift	3,993.00
Frog, California red-legged	2,873.00
Goose, Aleutian Canada	58,226.00
Goose, Hawaiian	12,037.00
<i>Hedyotis parvula</i>	1,992.00
Honeycreeper, crested	1,915.00
Jaguar	12,813.52

LINE 2
FOUR

LT
CA

Jaguarundi	276.00
Lion, mountain	1,358.00
Lizard, Island night	8,749.00
Moorhen, Hawaiian common	20,629.00
Moorhen, Mariana common	15,500.00
Mouse, Perdido Key beach	3,975.00
Mouse, salt marsh harvest	9,220.00
<i>Neraudia angulata</i>	1,992.00
<i>Nototrichium humile</i>	1,992.00
Ocelot	275.52
Parrot, Puerto Rican	4,000.00
Parrotbill, Maui	1,915.00
Pearlshell, Louisiana	5,252.53
Pelican, brown	1,500.00
Pitcher-plant, Alabama canebrake	559.00
Plover, piping	4,738.00
Plover, western snowy	100,190.00
Prairie dog, Utah	3,083.00
Rail, California clapper	132,358.00
Rail, light-footed clapper	2,411.00
Salmon, chinook	42,283.00
Salmon, sockeye	42,283.00
<i>Sanicula maritima</i>	1,992.00
Shearwater, Newell's Townsend's	4,887.00
Shiner, Topeka	*342.48
Shrike, San Clemente loggerhead	208,607.00
Snails, Oahu tree	6,667.00
Sparrow, Florida grasshopper	627.00

11-97

Squawfish, Colorado	1,086.00
Stilt, Hawaiian	41,654.00
Stork, wood	765.00
Tern, California least	131,175.00
Tern, least	1,940.00
Tern, roseate	178.00
<i>Tetramolopium filiforme</i>	1,992.00
Turtle, green sea (Atlantic)	2,797.00
Turtle, loggerhead sea (Atlantic)	2,798.00
Turtle, leatherback sea	2,798.00
Vireo, least Bell's	6,016.00
Wolf, gray	327,057.00
Wolf, Mexican	11,690.60

Total

\$1,509,990.55

* All other monies are from Wildlife Services

ENCLOSURE 2

ENDANGERED AND THREATENED SPECIES EXPENDITURES
NOT ASSOCIATED WITH A PARTICULAR SPECIES

The total for the Animal and Plant Health Inspection Service:

\$ 1,698,708.66



United States
Department of
Agriculture

Forest
Service

Washington
Office

14th & Independence SW
P. O. Box 96090
Washington, DC 20090-6090

File Code: 2600

Date: OCT - 5 1998

Ms. Jamie Rappaport Clark
Director, U.S. Fish and Wildlife Service
U.S. Department of Interior
Washington, D.C. 20240

Dear Ms. Clark:

The enclosed information is in response to your request dated June 25, 1998, for an accounting of Forest Service expenditures on threatened and endangered species. The two reports summarize Fiscal Year(FY) 1996 and FY97 expenditures separately. The reported funds do not include contributions made by partners. No land acquisitions for threatened or endangered species occurred in either year.

Based on reports from Forest Service field offices, the Forest Service expended funds on 135 species in FY96, and on 251 species in FY97. Forest Service appropriations for threatened and endangered species management increased from FY96 to FY97, which is reflected both in the total expenditures and the number of species that benefitted. The expenditures given are from the Forest Service appropriations for threatened and endangered species habitat management, as well as from other program appropriations that benefitted threatened and endangered species. Expenditures in FY96 were \$25,674,973; and expenditures in FY97 were \$42,324,676.

If you need additional information on our expenditures, please contact Marc Bosch, National TES Program Leader, at (202) 205-1220.

Sincerely,

HARV FORSGREN
Director, Wildlife, Fish and Rare Plants Staff

Enclosures



FY 1997 FOREST SERVICE EXPENDITURES FOR THREATENED,
ENDANGERED AND PROPOSED SPECIES

COMMON NAME	EXPENDITURE
ACORNSHELL, SOUTHERN	\$4,800
ALABAMA STREAK-SORUS FERN	\$2,700
AMERICAN CHAFFSEED	\$53,400
ARIZONA CLIFFROSE	\$800
ARIZONA HEDGEHOG CACTUS	\$12,100
BAT, GRAY	\$17,750
BAT, INDIANA	\$149,450
BAT, LESSER LONG-NOSED	\$14,700
BAT, OZARK BIG-EARRED	\$5,900
BAT, VIRGINIA LONG-EARED	\$27,800
N- BAT, WESTERN BIG-EARED	\$2,100
BEAR, GRIZZLY	\$1,242,900
BEAR, LOUISIANA BLACK	\$1,500
BEETLE, VALLEY ELDERBERRY LONGHORN	\$1,000
BLUE RIDGE GOLDENROD	\$0
BOA, PUERTO RICAN	\$300
BRAUNTON'S MILK-VETCH	\$3,300
N- BROWNIE LADY'S SLIPPER	\$12,000
BUTTERFLY, KERNER BLUE	\$66,400
BUTTERFLY, OREGON SILVERSPOT	\$900
BUTTERFLY, SMITH'S BLUE	\$2,500
BUTTERFLY, UNCOMPAGRE FRITILLARY	\$34,300
CALIFORNIA JEWELFLOWER	\$2,000
CANELO HILLS LADIESTRESSES	\$3,900
CAPA ROSA	\$400
N- CARBONATE ENDEMICS	\$8,400
CARIBOU, WOODLAND	\$27,600
CAVEFISH, OZARK	\$1,000
CHECKERSPOT, QUINO	\$2,000
CHUB, BONYTAIL	\$3,500
CHUB, CHICHUAHUA	\$3,000
N- CHUB, GILA	\$500
CHUB, HUMPBACK	\$3,500
CHUB, MOHAVE TUI	\$3,000
CHUB, OREGON	\$7,000
CHUB, SONORA	\$39,200
CHUB, YAQUI	\$1,500
CHUPAGALLO	\$400
CLAY PHACELIA	\$5,000
CLUBSHELL	\$0
CLUBSHELL, OVATE	\$5,800
CLUBSHELL, SOUTHERN	\$5,300
COMBSHELL, CUMBERLAND	\$100
COMBSHELL, UPLAND	\$5,200
CONDOR, CALIFORNIA	\$5,000
COUGAR, EASTERN	\$0
CRANE, MISSISSIPPI SANDHILL	\$500

FY 1997 FOREST SERVICE EXPENDITURES FOR THREATENED,
ENDANGERED AND PROPOSED SPECIES

COMMON NAME	EXPENDITURE
CRANE, WHOOPING	\$600
DACE, BLACKSIDED	\$21,500
DACE, KENDALL WARM SPRINGS	\$5,000
DARTER, AMBER	\$400
DARTER, DUSKYTAIL	\$100
DARTER, ETOWAH	\$3,000
DARTER, LEOPARD	\$8,000
DWARF-FLOWERED HEARTLEAF	\$0
EAGLE, BALD	\$835,727
ELKTOE, CUMBERLAND	\$600
ENCINITAS BACCHARIS	\$2,000
FALCON, AMERICAN PEREGRINE	\$786,737
FALCON, APLAMADO (NORTHERN)	\$2,300
FASSETT'S LOCOWEED	\$2,000
FATMCKET, ARKANSAS	\$1,500
FERRET, BLACK-FOOTED	\$73,700
FLORIDA BONAMIA	\$4,500
FLYCATCHER, SOUTHWESTERN WILLOW	\$282,712
W FOX, SWIFT	\$16,500
FROG, CALIFORNIA RED-LEGGED	\$94,350
M FROG, MOUNTAIN YELLOW-LEGGED	\$10,000
M FROG, SPOTTED	\$61,050
GNATCATCHER, CALIFORNIA	\$1,000
W GOBLIN FERN	\$52,000
GOBY, TIDEWATER	\$300
GOOSE, ALEUTIAN CANADA	\$5,000
W GOSHAWK, NORTHERN	\$422,000
M GRAYLING, MONTANA ARCTIC	\$10,000
GREEN PITCHER-PLANT	\$1,500
HARPER'S BEAUTY	\$800
HARPERELLA	\$4,000
HAWK, PUERTO RICAN BROAD-WINGED	\$1,700
HAWK, PUERTO RICAN SHARP-SHINNED	\$1,800
HELIOTROPE MILKVETCH	\$400
HELLSPLITTER, CAROLINA	\$2,000
HOLY GHOST IPOMOPSIS	\$0
HOOVER'S ERIASTRUM	\$2,000
HUACHUCA WATER UMBEL	\$5,600
JAGUAR	\$5,700
JAGUARUNDI(AZ)	\$1,700
JAY, FLORIDA SCRUB	\$40,000
KIDNEYSHELL, TRIANGULAR	\$6,400
KRAL'S WATER PLANTAIN	\$500
KUENZLER HEDGEHOG CACTUS	\$31,400
LARGE-FLOWERED SKULLCAP	\$6,200
LAST CHANCE TOWNSENDIA	\$0
LAYNE'S BUTTERWEED	\$1,000

FY 1997 FOREST SERVICE EXPENDITURES FOR THREATENED,
ENDANGERED AND PROPOSED SPECIES

COMMON NAME	EXPENDITURE
NL LEMHI PENSTEMON	\$12,000
LEWTON'S POLYGALA	\$3,000
LIZARD, BLUNT-NOSED LEOPARD	\$1,000
LOGPERCH, CONASAUGA	\$3,700
NL LYNX, NORTH AMERICAN	\$105,000
MACFARLANE'S FOUR-O'CLOCK	\$12,300
MADTOM, SMOKEY	\$1,900
MADTOM, YELLOWFIN	\$2,000
MAGUIRE PRIMROSE	\$6,475
PE MARIPOSA PUSSYPAWS	\$400
NL MARTEN, AMERICAN	\$4,000
MCDONALD'S ROCK-CRESS	\$2,700
MEADE'S MILKWEED	\$25,100
MICCOSUKEE GOOSEBERRY	\$4,000
MINNOW, LOACH	\$101,900
MOCCASINSHELL, ALABAMA	\$400
MOCCASINSHELL, COOSA	\$5,200
MOUNTAIN GOLDEN HEATHER	\$5,000
NL MOUSE, PREBLES' MEADOW JUMPING	\$2,800
MUCKET, ORANGE-NACRE	\$6,000
PE MUNZ'S ONION	\$2,000
MURRELET, MARBLED	\$1,844,541
MUSSEL, APPALACHIAN ELKTO	\$800
MUSSEL, OYSTER	\$100
TERNSTROEMIA SUBSESSILIS	\$400
PE TARAXACUM CALIFORNICUM	\$700
NL BOTRYCHIUM PARADOXUM	\$1,000
NL PATTERSON'S CARDAMINE	\$3,300
NL DUDLEYA DENSIFLORA	\$3,300
ELTOROENS LEPANTHES	\$400
NL ERIGONUM MICROTHECUM VAR JOHNSTONII	\$3,300
NL OPUNTIA BASILARIS VAR BRACHYCLADA	\$3,300
NL OROBANCHE VALIODA SPP VALIDA	\$3,300
PE NEVIN'S BARBERRY	\$5,800
OCELOT	\$1,400
OWL, BOREAL	\$0
OWL, CACTUS FERRUGINOUS PYGMY	\$77,000
OWL, CALIFORNIA SPOTTED	\$1,000
OWL, MEXICAN SPOTTED	\$458,495
OWL, NORTHERN SPOTTED	\$4,233,205
PALO COLORADO	\$400
PALO DE JAZMIN	\$400
PARROT, PUERTO RICAN	\$45,300
PEARLSHELL, LOUISIANA	\$617
PEARLYMUSSEL, CUMBERLAND MONKEYFACE	\$18,900
PEARLYMUSSEL, LITTLE-WING	\$18,400
PEARLYMUSSEL, PINK MUCKET	\$1,000

FY 1997 FOREST SERVICE EXPENDITURES FOR THREATENED,
ENDANGERED AND PROPOSED SPECIES

COMMON NAME	EXPENDITURE
PEBBLE PLAINS ECOSYSTEM	\$21,500
PEDATE CHECKER-MALLOW	\$1,400
PELICAN, BROWN	\$5,500
PENLAND ALPINE FEN MUSTARD	\$1,000
PERSISTENT TRILLIUM	\$140
PETER'S MOUNTAIN MALLOW	\$1,500
PIGTOE, DARK	\$6,000
PIGTOE, SOUTHERN	\$700
PIMA PINEAPPLE CACTUS	\$14,900
PLOVER, PIPPING	\$2,000
PLOVER, WESTERN SNOWY	\$120,100
POCKETBOOK, FAT-LINED	\$700
PONDBERRY	\$27,000
PL PRAIRIE CHICKEN, LESSER	\$300
PRAIRIE DOG, UTAH	\$11,600
PRICE'S POTATO-BEAN	\$4,000
PUPFISH, DESERT	\$2,800
PL RAIL, YELLOW	\$22,000
RAT-KANGAROO, GIANT	\$1,000
RELICT TRILLIUM	\$1,000
RHIZOME FLEABANE	\$300
RIFFLESHELL, NORTHERN	\$0
RIFFLESHELL, TAN	\$600
ROAN MOUNTAIN BLUET	\$0
ROCK GNOME LICHEN	\$1,200
ROCK-POCKETBOOK, OUACHITA	\$1,000
ROUGH-LEAVED LOOSESTRIFE	\$2,750
RUNNING BUFFALO CLOVER	\$6,900
RUTH'S GOLDASTER	\$600
SACRAMENTO MOUNTAINS THISTLE	\$11,750
SACRAMENTO PRICKLY-POPPY	\$6,100
SALAMANDER, CHEAT MOUNTAIN	\$17,000
SALAMANDER, SONORAN TIGER	\$9,900
SALMON, CHINOOK (SNAKE RIVER FALL)	\$250,000
SALMON, CHINOOK (SNAKE RIVER SPRING)	\$1,707,548
SALMON, COHO (WEST COAST)	\$4,370,000
SALMON, SOCKEYE (SNAKE RIVER)	\$9,000
PE SAN BERNARDINO BLUEGRASS	\$1,700
LaS SAN DIEGO THORN MINT	\$2,000
SAN JOAQUIN KIT FOX	\$1,000
SANTA MONICA MTNS DUDLEYA	\$3,000
SCHWEINITZ'S SUNFLOWER	\$3,000
SCRUB BUCKWHEAT	\$2,100
SHALE BARREN ROCK-CRESS	\$3,000
LaS SHEEP, PENINSULAR BIGHORN	\$4,000
SHINER, CAHABA	\$500
SHINER, PALEZONE	\$11,100

FY 1997 FOREST SERVICE EXPENDITURES FOR THREATENED,
ENDANGERED AND PROPOSED SPECIES

COMMON NAME	EXPENDITURE
SHINER, BLUE	\$5,200
SINTENIS' HOLLY	\$400
SKINK, SAND	\$4,200
SKIPPER, LAGUNA	\$10,000
SLENDER ORCUTT GRASS	\$14,600
SLENDER-HORNED SPINEFLOWER	\$600
L ⁹⁸ SLENDER-LEAVED BRODIAEA	\$3,300
SLENDER-PETALLED MUSTARD	\$2,400
SMALL WHORLED POGONIA	\$43,450
SMOOTH CONEFLOWER	\$9,200
SNAIL, TULOTOMA	\$1,000
SNAKE, EASTERN INDIGO	\$2,500
SPIKEDACE	\$57,000
SPINEDACE, LITTLE COLORADO	\$41,200
SPREADING AVENS	\$1,000
ST ⁹⁷ SPRINGVILLE CLARKIA	\$2,000
SQUAWFISH, COLORADO	\$3,500
SQUIRREL, CAROLINA NORTHERN FLYING	\$2,000
SQUIRREL, MOUNT GRAHAM RED	\$19,000
SQUIRREL, VIRGINIA NORTHERN FLYING	\$65,400
STICKLEBACK, UNARMORED THREESPINE	\$9,400
STORK, WOOD	\$500
STURGEON, GULF	\$500
STURGEON, LAKE	\$0
STURGEON, SHORTNOSE	\$4,300
STURGEON, WHITE (KOOTENAI RIVER POP)	\$1,200
SUCKER, JUNE	\$3,000
SUCKER, LOST RIVER	\$50,800
SUCKER, MODOC	\$9,700
SUCKER, RAZZORBACK	\$3,200
SUCKER, SHORTNOSE	\$42,900
SUCKER, WARNER	\$38,000
N ⁹⁷ SWAN, TRUMPETER	\$15,000
TERN, CALIFORNIA LEAST	\$100
TERN, LEAST	\$500
TOAD, ARROYO SOUTHWESTEREN	\$53,700
TODSEN'S PENNYROYAL	\$2,600
TOPMINNOW, GILA	\$9,200
TORTOISE, DESERT	\$1,000
TORTOISE, GOPHER	\$65,000
ST ⁹⁷ TREE ANEMONE	\$1,000
TROUT, APACHE	\$30,500
N ⁹⁷ TROUT, BULL	\$1,276,506
N ⁹⁷ TROUT, COLORADO RIVER CUT THORAT	\$7,992,000
TROUT, GILA	\$8,000
TROUT, GREENBACK CUTTHROAT	\$4,000
TROUT, LAHONTAN CUTTHROAT	\$381,100

FY 1997 FOREST SERVICE EXPENDITURES FOR THREATENED,
ENDANGERED AND PROPOSED SPECIES

NL 97

COMMON NAME	EXPENDITURE
TROUT, LITTLE KERN GOLDEN	\$34,100
TROUT, STEELHEAD (SNAKE RIVER SUMMER)	\$169,200
TROUT, STEELHEAD (WEST COAST)	\$3,996,000
TROUT, STEELHEAD CENTRALCALIFORNIA COAST ESU	\$29,000
TROUT, STEELHEAD KLAMATH MOUNTAIN PROVINCE ESU	\$407,000
TROUT, STEELHEAD LOWER COLUMBIA BASIN ESU	\$372,998
TROUT, STEELHEAD NORTHERN CALIFORNIA ESU	\$201,500
TROUT, STEELHEAD SOUTHERN CALIFORNIA ESU	\$49,000
TROUT, STEELHEAD UPPER COLUMBIA BASIN ESU	\$477,000
TROUT, UMPQUA RIVER CUTTHROAT	\$500,000
TROUT, WESTSLOPE CUTTHROAT	\$932,000
TROUT, YELLOWSTONE CUTTHROAT	\$1,000
TURTLE, BOG	\$600
UTE LADIESTRESSES	\$80,680
UVILLO	\$400
VIREO, LEAST BELL'S	\$24,000
VIRGINIA ROUND-LEAF BIRCH	\$5,000
VIRGINIA SPIREA	\$3,400
VOLE, HAULAPAI MEXICAN	\$3,100
VOLE, WATER	\$500
WARBLER, BACHMAN'S	\$0
WARBLER, KIRTLAND'S	\$286,500
WATER HOWELLIA	\$40,400
WESTERN PRAIRIE FRINGED ORCHID	\$40,000
WOLF, GRAY	\$694,300
WOLF, RED	\$0
WOLVERINE, NORTH AMERICAN	\$70,000
WOODPECKER, RED-COCKADED	\$5,431,750
sum	\$42,324,676



United States
Department of
Agriculture

Natural Resources
Conservation
Service

P.O. Box 2890
Washington, D.C.
20013

September 18, 1998

✓


Ms. Jamie Clark
Director
Fish and Wildlife Service
U.S. Department of Interior
1849 C Street N.W.
Washington, D.C. 20241

Dear Ms. Clark:

This is in response to your request for information on the USDA Natural Resources Conservation Service expenditures made primarily for the conservation of endangered or threatened species pursuant to the Endangered Species Act. Based on information gathered from our State Biologists, we have compiled the attached state-by-state list of FY 1996 and 1997 expenditures for endangered and threatened species conservation and recovery work.

If you have questions or concerns regarding this matter, please contact Howard C. Hankin, National Aquatic Ecologist, at (202) 690-0082.

Sincerely,


DIANE E. GELBURD
Director
Ecological Sciences Division

Attachment

cc: (w/o copy of attachment)
Thomas Weber, Deputy Chief for Science and Technology, NRCS, Washington, D.C.

		ESA Expenditures					
		Fiscal Year 1996				Fiscal Year 1997	
State	Species		\$ Amount	Species		\$ Amount	
Alabama	Lamp mussell, alaba		\$1,000	Lamp mussell, alaba		\$0	
Alabama	Shell mussell, coosa		\$1,000	Shell mussell, coosa		\$0	
Alabama	Shiner, blue		\$0	Shiner, blue		\$5,000	
Alabama	Snail, tulotoma		\$1,000	Snail, tulotoma		\$0	
Alaska			\$0			\$0	
Arizona	Bat, lesser long-nos		\$1,000	Bat, lesser long-nos		\$2,500	
Arizona	Bat, mexican long-n		\$1,000	Bat, mexican long-n		\$2,500	
Arizona	Cactus, cochise pin		\$0	Cactus, cochise pin		\$0	
Arizona	Chub, virgin river		\$500	Chub, virgin river		\$250	
Arizona	Falcon, american per		\$100	Falcon, american per		\$100	
Arizona	Falcon, northern apl		\$100	Falcon, northern apl		\$100	
Arizona	Jaguar		\$4,500	Jaguar		\$500	
Arizona	Jaguarundi		\$0	Jaguarundi		\$100	
Arizona	Owl, mexican spotte		\$1,500	Owl, mexican spotte		\$2,000	
Arizona	Rattlesnake, new me		\$6,000	Rattlesnake, new me		\$5,000	
Arizona	Sucker, razorback		\$0	Sucker, razorback		\$1,500	
Arizona	Woundfin		\$500	Woundfin		\$250	
Arkansas	Bat, gray		\$350	Bat, gray		\$350	
Arkansas	Bat, indiana		\$350	Bat, indiana		\$350	
Arkansas	Bat, Ozark big-eared		\$350	Bat, Ozark big-eared		\$350	
Arkansas	Beetle, am. burying		\$350	Beetle, am. burying		\$350	
Arkansas	Cavefish, ozark		\$350	Cavefish, ozark		\$350	
Arkansas	Crayfish, cave acula		\$350	Crayfish, cave acula		\$350	
Arkansas	Crayfish, cave zoph		\$350	Crayfish, cave zoph		\$350	
Arkansas	Darter, leopard		\$350	Darter, leopard		\$350	

		Fiscal Year 1996		Fiscal Year 1997	
Arkansas		Eagle, bald	\$350	Eagle, bald	\$350
Arkansas		Fatmucket, arkansas	\$350	Fatmucket, arkansas	\$350
Arkansas		Geocarpon minimum	\$350	Geocarpon minimum	\$350
Arkansas		Harperella	\$350	Harperella	\$350
Arkansas		Panther, florida	\$350	Panther, florida	\$350
Arkansas		Pearlymussel, curtis	\$350	Pearlymussel, curtis	\$350
Arkansas		Pearlymussel, pink m	\$350	Pearlymussel, pink m	\$350
Arkansas		Pearlymussel, turgid	\$350	Pearlymussel, turgid	\$350
Arkansas		Pocketbook, fat	\$350	Pocketbook, fat	\$350
Arkansas		Pocketbook, speckl	\$350	Pocketbook, speckl	\$350
Arkansas		Pondberry	\$350	Pondberry	\$350
Arkansas		Shagreen, magazine	\$350	Shagreen, magazine	\$350
Arkansas		Sturgeon, pallid	\$350	Sturgeon, pallid	\$350
Arkansas		Warbler, bachman's	\$350	Warbler, bachman's	\$350
Arkansas		Woodpecker, ivory	\$350	Woodpecker, ivory ^{Red- cedared}	\$350
California		Frog, red-legged	\$2,000	Frog, red-legged	\$4,000
Colorado		Chub, bonytail	\$2,000	Chub, bonytail	\$2,000
Colorado		Chub, humpback	\$2,000	Chub, humpback	\$2,000
Colorado		Flycatcher, willow	\$1,500	Flycatcher, willow	\$1,000
Colorado		Ladies-tresses ute	\$150	Ladies-tresses ute	\$150
Colorado		Squawfish, colorado	\$2,000	Squawfish, colorado	\$2,000
Colorado		Sturgeon, pallid	\$2,000	Sturgeon, pallid	\$2,000
Colorado		Sucker, razorback	\$2,000	Sucker, razorback	\$2,000
Colorado		Plover, piping	\$0	Plover, piping	\$500
Colorado		Trout, greenback cut	\$500	Trout, greenback cut	\$500
Connecticut			\$0		\$0
Delaware			\$0		\$0
Florida		Water Willow, cooley	\$800	Water Willow, cooley	\$600
Georgia			\$0		\$0

		Fiscal Year 1996		Fiscal Year 1997	
Hawaii		Crow, hawaiian	\$0	Crow, hawaiian	\$1,000
Kansas		Bat, gray	\$7,000	Bat, gray	\$3,000
Kansas		Beetle, am burying	\$500	Beetle, am burying	\$2,500
Kansas		Crane, whooping	\$250	Crane, whooping	\$250
Kansas		Curlew, eskimo	\$250	Curlew, eskimo	\$250
Kansas		Eagle, bald	\$1,500	Eagle, bald	\$1,500
Kansas		Madtom, neosho	\$2,500	Madtom, neosho	\$2,500
Kansas		Milkweed, mead's	\$5,000	Milkweed, mead's	\$5,000
Kansas		Orchid, western pr.fr	\$250	Orchid, western pr.fr	\$250
Kansas		Plover, piping	\$250	Plover, piping	\$250
Kansas		Plover, western	\$250	Plover, western	\$250
Kansas		Tern, least	\$250	Tern, least	\$250
Kentucky			\$0		\$0
Idaho		Eagle, bald	\$2,500	Eagle, bald	\$2,500
Idaho		Ladies-tresses, ute	\$0	Ladies-tresses, ute	\$1,000
Idaho		Salmon, chinook Fall	\$252,000	Salmon, chinook Fall	\$250,000
Idaho		Salmon, chinook Su	\$248,000	Salmon, chinook Su	\$250,000
Idaho		Snail, bliss rapids	\$5,000	Snail, bliss rapids	\$5,000
Idaho		Snail, snake river ph	\$5,000	Snail, snake river ph	\$5,000
Idaho		Snail, utah valvata	\$5,000	Snail, utah valvata	\$5,000
Idaho		Springsnail, bruneau	\$5,000	Springsnail, bruneau	\$5,000
Idaho		Springsnail, idaho	\$5,000	Springsnail, idaho	\$5,000
Illinois			\$0		\$0
Indiana			\$0		\$0
Iowa			\$0		\$0
Louisiana			\$0		\$0
Maine			\$0		\$0
Maryland			\$0		\$0
Massachusetts		Mussel, dwarf wedge	\$0	Mussel, dwarf wedge	\$20,000

		Fiscal Year 1996		Fiscal Year 1997	
Massachusetts		Plover, piping	\$0	Plover, piping	\$1,000
Massachusetts		Sucker, shortnose	\$40,000	Sucker, shortnose	\$0
Michigan		Bat, indiana	\$2,800	Bat, indiana	\$3,000
Michigan		Eagle, bald	\$2,800	Eagle, bald	\$3,000
Michigan		Goldenrod, houghto	\$2,800	Goldenrod, houghto	\$3,000
Michigan		Iris, dwarf lake	\$2,800	Iris, dwarf lake	\$3,000
Michigan		Satyr, mitchell's	\$2,800	Satyr, mitchell's	\$3,000
Michigan		Orchid, e. prairie frin	\$2,800	Orchid, e. prairie frin	\$3,000
Michigan		Plover, piping	\$2,800	Plover, piping	\$3,000
Michigan		Thistle, pitcher's	\$2,800	Thistle, pitcher's	\$3,000
Michigan		Warbler, kirtland	\$2,800	Warbler, kirtland	\$3,000
Michigan		Wolf, gray	\$2,800	Wolf, gray	\$3,000
Minnesota			\$0		\$0
Mississippi		Bear, louisana black	\$0	Bear, louisana black	\$800
Mississippi		Chaffseed, american	\$0	Chaffseed, american	\$25
Mississippi		Clubshell, black	\$0	Clubshell, black	\$25
Mississippi		Clubshell, ovate	\$0	Clubshell, ovate	\$700
Mississippi		Clubshell, southern	\$0	Clubshell, southern	\$700
Mississippi		Combshell, southern	\$0	Combshell, southern	\$25
Mississippi		Crane, mississippi s	\$0	Crane, mississippi s	\$100
Mississippi		Darter, bayou	\$0	Darter, bayou	\$1,525
Mississippi		Eagle, bald	\$0	Eagle, bald	\$25
Mississippi		Heelsplitter, inflated	\$0	Heelsplitter, inflated	\$25
Mississippi		Moccasinshell, alaba	\$0	Moccasinshell, alaba	\$700
Mississippi		Mucket, orange-nacr	\$0	Mucket, orange-nacr	\$700
Mississippi		Pigtoe, flat	\$0	Pigtoe, flat	\$25
Mississippi		Pigtoe, heavy	\$0	Pigtoe, heavy	\$700
Mississippi		Pocketbook, flat	\$0	Pocketbook, flat	\$25
Mississippi		Pondberry	\$0	Pondberry	\$25

		Fiscal Year 1996		Fiscal Year 1997	
Mississippi		Potato-bean, price's	\$0	Potato-bean, price's	\$700
Mississippi		Quillwort, louisiana	\$0	Quillwort, louisiana	\$25
Mississippi		Stirrupshell	\$0	Stirrupshell	\$25
Mississippi		Strugeon, gulf	\$0	Strugeon, gulf	\$725
Mississippi		Strugeon, pallid	\$0	Strugeon, pallid	\$725
Mississippi		Tortoise, gopher	\$0	Tortoise, gopher	\$450
Mississippi		Turtle, ringed map	\$0	Turtle, ringed map	\$700
Mississippi		Turtle, yellow-blotche	\$0	Turtle, yellow-blotche	\$725
Mississippi		Woodpecker, red-co	\$0	Woodpecker, red-co	\$750
Missouri		Aster, decurrent fals	\$0	Aster, decurrent fals	\$2,000
Missouri		Bat, indiana	\$2,000	Bat, indiana	\$0
Missouri		Bat, gray	\$0	Bat, gray	\$2,000
Missouri		Bladderpod, missou	\$2,000	Bladderpod, missou	\$0
Missouri		Clover, running buffa	\$2,000	Clover, running buffa	\$0
Missouri		Darter, niangua	\$0	Darter, niangua	\$2,000
Missouri		Geocarpon minimum	\$0	Geocarpon minimum	\$2,000
Missouri		Madtom, neosho	\$0	Madtom, neosho	\$2,000
Missouri		Milkweed, meads	\$2,000	Milkweed, meads	\$0
Missouri		Pondberry	\$0	Pondberry	\$2,000
Missouri		Orchid, w. pr. fringed	\$2,000	Orchid, w. pr. fringed	\$0
Missouri		Strugeon, pallid	\$0	Strugeon, pallid	\$2,000
Missouri		Tern, least	\$2,000	Tern, least	\$0
Montana		Bear, grizzly	\$1,000	Bear, grizzly	\$1,000
Montana		Crane, whooping	\$1,000	Crane, whooping	\$1,000
Montana		Falcon, american	\$1,000	Falcon, american	\$1,000
Montana		Howellia, water	\$1,000	Howellia, water	\$1,000
Montana		Ladies-tresses, Ute	\$1,000	Ladies-tresses, Ute	\$1,000
Montana		Plover, piping	\$1,000	Plover, piping	\$1,000
Montana		Sturgeon, pallid	\$1,000	Sturgeon, pallid	\$1,000

		Fiscal Year 1996		Fiscal Year 1997	
Montana		Sturgeon, white	\$1,000	Sturgeon, white	\$1,000
Montana		Tern, least	\$1,000	Tern, least	\$1,000
Nebraska		Crane, whooping	\$125,000	Crane, whooping	\$0
Nevada			\$0		\$0
New Hampshire			\$0		\$0
New Jersey		Eagle, bald	\$500	Eagle, bald	\$500
New Jersey		Pink, swamp	\$0	Pink, swamp	\$500
New Jersey		Plover, piping	\$250	Plover, piping	\$0
New Jersey		Tern, least	\$250	Tern, least	\$0
New Mexico		Crane, whooping	\$100	Crane, whooping	\$900
New Mexico		Flycatcher, sw willow	\$1,000	Flycatcher, sw willow	\$9,000
New Mexico		Gambusia, pecos	\$100	Gambusia, pecos	\$900
New Mexico		Jaguar	\$100	Jaguar	\$900
New Mexico		Minnnow, rio grande	\$200	Minnnow, rio grande	\$1,800
New Mexico		Owl, mexican spott	\$200	Owl, mexican spott	\$1,800
New Mexico		Rattlesnake, n. mexi	\$100	Rattlesnake, n. mexi	\$900
New Mexico		Shiner, pecos	\$100	Shiner, pecos	\$900
New Mexico		Trout, gila	\$100	Trout, gila	\$900
New York			\$0		\$0
North Carolina			\$0		\$0
North Dakota		Orchid, western prai	\$3,000	Orchid, western prai	\$2,000
Ohio			\$0		\$0
Oklahoma		Eagle, bald	\$8,000	Eagle, bald	\$27,000
Oklahoma		Darter, leopard	\$10,000	Darter, leopard	\$0
Oklahoma		Rock-pocketbook, q	\$10,000	Rock-pocketbook, q	\$0
Oklahoma		Tern, least	\$4,000	Tern, least	\$27,000
Oklahoma		Vireo, black-capped	\$5,000	Vireo, black-capped	\$0
Oregon			\$0		\$0
Pennsylvania		Turtle, bog	\$23,000	Turtle, bog	\$25,000

11-927

		Fiscal Year 1996		Fiscal Year 1997	
Puerto Rico			\$0		\$0
Rhode Island			\$0		\$0
South Dakota			\$0		\$0
South Carolina	Woodpecker, red-c		\$3,000	Woodpecker, red-c	\$2,000
Tennessee	Darters		\$500	Darters	\$500
Tennessee	Mussels		\$1,000	Mussels	\$1,000
Texas	Chicken, attwater's		\$90,000	Chicken, attwater's	\$60,000
Texas	Darter, fountain		\$35,000	Darter, fountain	\$25,000
Texas	Gambusia, san marc		\$35,000	Gambusia, san marc	\$25,000
Texas	Jaguarundi		\$0	Jaguarundi	\$65,000
Texas	Ocelot		\$0	Ocelot	\$65,000
Texas	Rice, wild texas		\$35,000	Rice, wild texas	\$25,000
Texas	Salamander, texas b		\$35,000	Salamander, texas b	\$25,000
Texas	Salamander, san mar		\$35,000	Salamander, san mar	\$25,000
Texas			\$270,000		\$130,000
Utah			\$270,000		\$130,000
Vermont			\$0		\$0
Virginia			\$4,000		\$4,000
Washington	Salmon, chinook fall		\$55,000	Salmon, chinook fall	\$50,000
Washington	Salmon, chinook spr		\$260,000	Salmon, chinook spr	\$210,000
West Virginia	Bat, virginia big-ear		\$2,500	Bat, virginia big-ear	\$0
Wisconsin			\$0		\$0
Wyoming	Bear, grizzly		\$0	Bear, grizzly	\$300
Wyoming	Crane, whooping		\$150	Crane, whooping	\$150
Wyoming	Dace, kendall warm		\$0	Dace, kendall warm	\$300
Wyoming	Eagle, bald		\$0	Eagle, bald	\$300
Wyoming	Falcon, northern		\$0	Falcon, northern	\$300
Wyoming	Ferret, black-footed		\$150	Ferret, black-footed	\$150
Wyoming	Ladies-tresses, ute		\$1,000	Ladies-tresses, ute	\$0

		Fiscal Year 1996		Fiscal Year 1997	
Wyoming		Toad, wyoming	\$0	Toad, wyoming	\$300
Wyoming		Wolf, grey	\$0	Wolf, grey	\$300
		1996 Subtotal:	\$1,996,000	1997 Subtotal:	\$1,614,650
				Total:	\$3,610,650



UNITED STATES DEPARTMENT OF COMMERCE
National Oceanic and Atmospheric Administration
NATIONAL MARINE FISHERIES SERVICE
Silver Spring, Maryland 20910

MAY 18 1999

Ms. Jamie Clark
Director
U.S. Fish and Wildlife Service
United States Department of the Interior
Washington, D.C. 20240

Dear Ms. Clark:

This responds to your request for a species-by-species accounting of expenditures made for the conservation of species with funds appropriated to the National Marine Fisheries Service (NMFS) for fiscal year 1997 under the Endangered Species Act. The enclosed table provides a summary of expenditures for species for which the NMFS has, or shares jurisdiction.

Sincerely,

Hilda Diaz Soltero
Director
Office of Protected Resources

Enclosure



1997 Endangered Species Act Expenditures - National Marine Fisheries Service (\$ x 1000)				
Common Name	Population Name	Scientific Name	Status	Spending FY 1997
Fish				
Salmon, Chinook	Upper Willamette River	<i>Oncorhynchus tshawytscha</i>	T	0
	Sacramento River winter run	<i>Oncorhynchus tshawytscha</i>	E	443
	Snake River spring/summer	<i>Oncorhynchus tshawytscha</i>	E	777
	Snake River fall	<i>Oncorhynchus tshawytscha</i>	E	777
	Central Valley California, spring run	<i>Oncorhynchus tshawytscha</i>	E (proposed)	0
	Central Valley California, fall/late fall run	<i>Oncorhynchus tshawytscha</i>	T (proposed)	0
	Southern Oregon & Coastal California	<i>Oncorhynchus tshawytscha</i>	T (proposed)	0
	Lower Columbia River	<i>Oncorhynchus tshawytscha</i>	T	0
	Upper Columbia River, spring run	<i>Oncorhynchus tshawytscha</i>	E	0
	Puget Sound	<i>Oncorhynchus tshawytscha</i>	T	0
Salmon, Chum	Hood Canal summer	<i>Oncorhynchus keta</i>	T	0
	Columbia River	<i>Oncorhynchus keta</i>	T	0
Salmon, Coho	Southern Oregon-Northern California Coast	<i>Oncorhynchus kisutch</i>	T	1,298

	Central California Coast	<i>Oncorhynchus kisutch</i>	T	521
	Oregon Coast	<i>Oncorhynchus kisutch</i>	T	959
Salmon, Sockeye	Ozette Lake	<i>Oncorhynchus nerka</i>	T	0
	Snake River	<i>Oncorhynchus nerka</i>	E	660
Strugeon, Gulf	Range-wide	<i>Acipenser oxyrhynchus desotoi</i>	T	1.2
Sturgeon shortnose	Range-wide	<i>Acipenser transmontanus</i>	E	140
Totoaba	Gulf of California	<i>Cynoscion macdonaldi</i>	E	0
Trout, cutthroat	Umpqua River	<i>Oncorhynchus clarki clarki</i>	E	660
	Southwestern Washington/Columbia River	<i>Oncorhynchus clarki clarki</i>	T	0
Trout, steelhead	Southern California	<i>Oncorhynchus mykiss</i>	E	443
	Central California Coast	<i>Oncorhynchus mykiss</i>	T	443
	South-Central Coast	<i>Oncorhynchus mykiss</i>	T	443
	Snake River Basin	<i>Oncorhynchus mykiss</i>	T	660
	Upper Columbia River	<i>Oncorhynchus mykiss</i>	E	804
	Lower Columbia River	<i>Oncorhynchus mykiss</i>	T	804
	California Central Valley	<i>Oncorhynchus mykiss</i>	T	443
	Upper Willamette River	<i>Oncorhynchus mykiss</i>	T	0
	Middle Columbia River	<i>Oncorhynchus mykiss</i>	T	0

<u>Mammal</u>				
Dolphin, Chinese River	Yangtze River, China	<i>Lipotes vexillifer</i>	E	0
Dolphin, Indus River	Indus River, Pakistan	<i>Plantanista minor</i>	E	0
Porpoise, harbor	Gulf of Maine/Bay of Fundy Stock	<i>Phocoena phocoena</i>	T (proposed)	330.1
	Gulf of California, Mexico	<i>Phocoena sinus</i>	E	0
Sea lion, Steller	West of 144 degrees longitude	<i>Eumetopias jubatus</i>	E	1,195.2
	East of 144 degrees longitude	<i>Eumetopias jubatus</i>	T	885.0
Seal, Caribbean monk	Range-wide	<i>Monachus tropicalis</i>	E	0
Seal, Guadalupe fur	Mexico, Southern California	<i>Arctocephalus townsendi</i>	T	0
Seal, Hawaiian monk	Hawaiian Islands	<i>Monachus schauinslandi</i>	E	600
Seal, Mediterranean monk	Mediterranean Sea	<i>Monachus monachus</i>	E	0
Seal, Saimaa	Lake Saimaa, Finland	<i>Phoca hispida saimensis</i>	E	0
Whale, blue	Range-wide	<i>Balaenoptera musculus</i>	E	230
Whale bowhead	Range-wide	<i>Balaena mysticetus</i>	E	230
Whale finback	Range-wide	<i>Balaenoptera physalus</i>	E	230
Whale gray	Western North Pacific (Korean)	<i>Eschrichtius robustus</i>	E	0
Whale humpback	Range-wide	<i>Megaptera novaeangliae</i>	E	502
Whale right, northern	Range-wide	<i>Balaena glacialis</i>	E	820

Whale right, southern	Southern Hemisphere	<i>Balaena glacialis</i>	E	0
Whale sei	Range-wide	<i>Balaenoptera borealis</i>	E	225
Whale, sperm	Range-wide	<i>Physeter macrocephalus</i>	E	614
Reptile				
Turtle, green	Florida Breeding Population	<i>Chelonia mydas</i>	E	30
Turtle, green	Mexican Breeding Population	<i>Chelonia mydas</i>	E	60
Turtle, green	Range-wide	<i>Chelonia mydas</i>	T	1,409
Turtle, hawksbill	Range-wide	<i>Eretmochelys imbricata</i>	E	171
Turtle, Kemp's ridley	Range-wide	<i>Lepidochelys kempii</i>	E	669
Turtle, leatherback	Range-wide	<i>Dermochelys coriacea</i>	E	490
Turtle, loggerhead	Range-wide	<i>Caretta caretta</i>	T	877
Turtle, olive ridley	Range-wide	<i>Lepidochelys olivacea</i>	E	227
Seagrass				
Seagrass, Johnson's	Southeast Florida	<i>Halophila johnsonii</i>		0
	Candidate			
Fish				
Grouper, Nassau	Range-wide	<i>Epinephelus striatus</i>	C	36
Grouper, warsaw	Range-wide	<i>Epinephelus nigritus</i>	C	0
Hind, speckled	Range-wide	<i>Epinephelus drummondhayi</i>	C	0

Jewfish	Range-wide	<i>Epinephelus itajara</i>	C	70
Pipefish, opossum	Florida Breeding Population	<i>Microphis brachyurus lineatus</i>	C	0
Rivulus, mangrove	Southeast Florida	<i>Rivulus marmoratus</i>	C	0
Salmon, Atlantic	Gulf of Maine Distinct Population Segment	<i>Salmo salar</i>	C	1,054
Salmon, coho	Lower Columbia River/SW Washington	<i>Oncorhynchus kisutch</i>	C	660
	Puget Sound/Straits of Georgia ESU	<i>Oncorhynchus kisutch</i>	C	660
Shad, Alabama	Gulf of Mexico	<i>Alosa alabamae</i>	C	0
Shark, dusky	Range-wide	<i>Carcharhinus obscurus</i>	C	0
Shark, night	Range-wide	<i>Carcharhinus signatus</i>	C	0
Shark, sand tiger	Range-wide	<i>Odontaspis taurus</i>	C	0
Silverside, Key	Florida Keys	<i>Menidia conchorum</i>	C	0
Sturgeon, Atlantic	Range-wide	<i>Acipenser oxyrinchus oxyrinchus</i>	C	0
Topminnow, saltmarsh	Gulf of Mexico	<i>Fundulus jenkinsi</i>	C	0
Trout, cutthroat	Oregon Coast	<i>Oncorhynchus clarki clarki</i>	C	0
Trout, steelhead	Oregon Coast	<i>Oncorhynchus mykiss</i>	C	660
	Klamath Mountains Province	<i>Oncorhynchus mykiss</i>	C	660
	Northern California	<i>Oncorhynchus mykiss</i>	C	443
<u>Mammal</u>				

Whale, beluga	Cook Inlet, Alaska	<i>Delphinapterus leucas</i>	C	315
<u>Mollusk</u>				
Abalone, white	California	<i>Haliotis sorenseni</i>	C	0



ACQUISITION AND
TECHNOLOGY

OFFICE OF THE UNDER SECRETARY OF DEFENSE

3000 DEFENSE PENTAGON
WASHINGTON, DC 20301-3000

20 JAN 1998

Mr. Richard M. Smith
Deputy Director
U.S. Fish and Wildlife Service
Department of the Interior
Washington, DC 20240

Dear Mr. Smith:

The Department of Defense's report on FY 1997 investments for the conservation of threatened and endangered species is enclosed. This summary report does not include activities of the Army Corps of Engineers (Civil Works), who are reporting to you separately.

In FY 1997, the Military Components invested \$22,414,511 on the conservation and management of federally-listed threatened and endangered species. The Department of the Army invested \$10,220,000; the Department of the Navy invested \$6,919,511, including \$2,566,811 by the Marine Corps; the Department of the Air Force invested \$5,225,000; and the Defense Logistics Agency invested \$50,000. Summary tables of each Component's efforts by species are enclosed. We have no land acquisition costs to report.

Threatened and endangered species protection continues to be a major goal of DoD's conservation program. If we can be of further assistance, please contact me at (703) 604-0524.

L. Peter Boice
Director, Conservation

Enclosures





DEPARTMENT OF THE ARMY
OFFICE OF THE ASSISTANT SECRETARY
INSTALLATIONS LOGISTICS AND ENVIRONMENT
110 ARMY PENTAGON
WASHINGTON DC 20310-0110

JAN 12 1998


MEMORANDUM FOR DEPUTY UNDER SECRETARY OF DEFENSE
(ENVIRONMENTAL SECURITY)

SUBJECT: FY 97 Threatened and Endangered Species Expenditures Report

Your 9 September 1997 memorandum, subject: Annual Reporting of Threatened and Endangered Species Expenditures, requested a report on expenditures reasonably identifiable to federally listed threatened and endangered species.

Subject report is attached. Report indicates a total of \$10.222M expended; birds constitute the major focus of expenditures. Army has no identifiable expenditures on threatened and endangered species other than what is in the report.

Point of contact for this matter is Mr. Phil Huber, ODASA (ESOH), (703) 614-9555.


Raymond J. Fätz

Deputy Assistant Secretary of the Army
(Environment, Safety and Occupational Health)
OASA (I,L&E)

Attachment

DEPARTMENT OF THE ARMY
 FY 97 ESTIMATED EXPENDITURES FOR
 THREATENED AND ENDANGERED SPECIES

SPECIES NAME	ARMY EXPENDITURES \$K
1 Mammals	
Bat, gray	207.5
Bat, Hawaiian hoary	5.0
Bat, Indiana	290.5
Fox, San Joaquin kit	15.0
Wolf, gray (Mexican)	13.0
SUBTOTAL:	531.0
2 Birds	
Coot, Hawaiian	5.0
Crane, whooping	6.0
Duck, Hawaiian	5.0
Eagle, bald	617.7
Falcon, American peregrine	98.0
Falcon, northern aplomado	66.0
LSJA Falcon, peregrine	49.1
Flycatcher, southwestern willow	6.0
Gallinule, Hawaiian	5.0
Hawk, Hawaiian	5.0
Owl, Mexican spotted	142.0
Owl, northern spotted	143.2
Palila	1020.0
Plover, piping	9.0

End

	SPECIES NAME	ARMY EXPENDITURES \$K
2	Birds (cont.)	
	Plover, western snowy	32.0
	Shearwater, Newell's Townsend's	5.0
	Stilt, Hawaiian	5.0
	Stork, wood	41.3
	Tern, least	13.0
	Vireo, black-capped	814.0
	Warbler, golden cheeked	758.0
	Woodpecker, red-cockaded	3905.7
	SUBTOTAL:	7751.0
3	Reptiles	
M	Alligator, American	2.0
	Snake, eastern indigo	30.0
	Tortoise, desert	708.0
	Tortoise, gopher	100.0
	SUBTOTAL:	840.0
4	Fish	
	Sturgeon, short-nosed	139.2
	Trout, greenback cutthroat	18.0
	SUBTOTAL:	157.2
5	Crustaceans	
	Shrimp, Vernal pool fairy	10.0
	SUBTOTAL:	10.0

SPECIES NAME	ARMY EXPENDITURES \$K
6 Insects	
Beetle, American burying	39.0
Butterfly, Karner blue	359.6
Butterfly, Saint Francis' satyr	10.9
Butterfly, Smith's blue	32.0
SUBTOTAL:	441.5
7 Plants	
Cactus, Sneed's pincushion	30.0
Chaffseed, American	76.4
Gilia, Monterey sand	32.0
Howellia, water	81.2
Lipochaeta venosa	5.0
Loose strife, rough-leaved	76.5
Ohai	5.0
Parsley, Hawaiian	5.0
Quilwort, Louisiana	47.0
Spineflower, Monterey	32.0
Sumac, Michaux's	76.4
Trillium, relict	20.0
Vigna O-wahuensis	5.0
SUBTOTAL:	491.5
TOTAL:	10222.2



DEPARTMENT OF THE NAVY
OFFICE OF THE ASSISTANT SECRETARY
(INSTALLATIONS AND ENVIRONMENT)
1000 NAVY PENTAGON
WASHINGTON, D.C. 20350-1000

2 Dec 97

MEMORANDUM FOR THE ASSISTANT DEPUTY UNDER SECRETARY
OF DEFENSE (ENVIRONMENTAL QUALITY)

Subj: ANNUAL REPORTING OF THREATENED AND ENDANGERED SPECIES
EXPENDITURES -

Ref: (a) ODUSD(ES) Memo of 9 Sep 97

Encl: (1) Navy Report
(2) Marine Corps Report

Enclosures (1) and (2) are forwarded per your reference (a) request.

Please call me at (703) 614-1295 if there are questions.

A handwritten signature in black ink, appearing to read "Lewis R. Shotton".

LEWIS R. SHOTTON
Director, Environmental Planning
and Natural Resource Policy

**NAVY EXPENDITURES ON THREATENED AND ENdangerED SPECIES
DURING FISCAL YEAR 1997**

<u>COMMON NAME</u>	<u>SCIENTIFIC NAME</u>	<u>(\$000)</u>
Birds		
Blackbird, Yellow-shouldered	<i>Agelaius xanthomus</i>	15.0
Coot, Hawaiian ('Alae-Ka'oka'o)	<i>Fulica americana alai</i>	25.0
Duck, Hawaiian (Koloa)	<i>Anas wyvilliana</i>	25.0
Eagle, Bald	<i>Haliaeetus leucoccephalus</i>	9.5
Flycatcher, Southwestern Willow	<i>Empidonax traillii extimus</i>	26.5
Gnatcatcher, California	<i>Poliopelia californica</i>	446.5
Megapode, Micronesian	<i>Megapodius laperouse</i>	20.0
Moorhen (Gallinula), Hawaiian	<i>Gallinula chloropus sandvicensis</i>	25.0
Moorhen (Gallinula), Mariana	<i>Gallinula chloropus guami</i>	10.0
Owl, Mexican Spotted	<i>Strix occidentalis lucida</i>	24.5
Plover, Western Snowy	<i>Charadrius alexandrinus nivosus</i>	140.3
Shrike, San Clemente Loggerhead	<i>Lanius ludovicianus nasutus</i>	693.5
Sparrow, San Clemente Sage	<i>Amphispiza belli clementae</i>	1.6
Stilt, Hawaiian (Ae'o)	<i>Himantopus mexicanus knudseni</i>	25.0
Swiftlet, Mariana Gray	<i>Aerodramus vanikorensis bartachi</i>	10.0
Tern, California Least	<i>Sterna antillarum browni</i>	535.3
Vireo, Least Bell's	<i>Vireo bellii pusillus</i>	4.0
Woodpecker, Red-Cockaded	<i>Picoides borealis</i>	5.0
	SUBTOTAL:	2,041.7
Crustaceans		
Shrimp, Riverside Fairy	<i>Stretoccephalus woottoni</i>	30.0
Shrimp, San Diego Fairy	<i>Branchinecta sandiegoensis</i>	106.0
	SUBTOTAL:	136.0
Fish		
Chub, Mohave Tui	<i>Gila bicolor mohavensis</i>	50.0
	SUBTOTAL:	50.0
Insects		
Butterfly, Quino Checkerspot	<i>Euphydryas editha quino</i>	20.0
	SUBTOTAL:	20.0
Mammals		
Bat, Indiana	<i>Myotis sodalis</i>	1.0
Bat, Mariana Fruit	<i>Pteropus mariannus mariannus</i>	5.0
Manatee, West Indian	<i>Trichechus manatus</i>	32.0
Mouse, Pacific Pocket	<i>Perognathus longimembris pacificus</i>	3.5
Rabbit, Lower Keys	<i>Sylvilagus palustris hefneri</i>	35.0
Whale, Right	<i>Balaena glacialis</i>	1,447.0
Wolf, Grey	<i>Canis lupus</i>	8.0
	SUBTOTAL:	1,531.5

(continued on next page)

<u>COMMON NAME</u>	<u>SCIENTIFIC NAME</u>	<u>KY 25.8</u>
<u>Flora (sorted by scientific name)</u>		
South Texas Ambrosia	<i>Ambrosia cheiranthifolia</i>	1.0
San Clemente Island Indian Paintbrush	<i>Castilleja grisea</i>	1.6
San Clemente Island Parkspur	<i>Delphinium variegatum</i> ssp <i>kinkiense</i>	1.6
San Diego Button-celery	<i>Eryngium aristulatum</i> var <i>parishii</i>	56.2
San Clemente Island Woodland Star	<i>Lithophragma maximum</i>	1.6
San Clemente Island Broom	<i>Lotus dendroideus</i> var <i>crackiae</i>	1.6
San Clemente Island Bush-mallow	<i>Malacothamnus clewentinus</i>	1.6
San Diego Mesa Mint	<i>Pogogyne abramsii</i>	106.0
Santa Cruz Island Rock-cress	<i>Sibara filifolia</i>	1.6
	SUBTOTAL:	172.8
<u>Reptiles</u>		
Lizard, Flat-Tail Horned	<i>Phrynosoma mcallii</i>	45.0
Lizard, Island Night	<i>Xantusia riversiana</i>	1.6
Turtle, Green Sea	<i>Chelonia mydas</i>	80.0
Turtle, Hawksbill Sea	<i>Eretmochelys imbricata</i>	13.0
Turtle, Leatherback Sea	<i>Dermochelys coriacea</i>	33.0
Turtle, Loggerhead Sea	<i>Caretta caretta</i>	33.0
Turtle, Southwestern Pond	<i>Clemmys marmorata pallida</i>	75.0
	SUBTOTAL:	400.6
TOTAL (for 45 threatened and endangered species)		84,352.7

Marine Corps FY97 Endangered and Threatened Species Costs			
MCAS Yuma, AZ	Sonoran pronghorn antelope	<i>Antilocapra americana sonoriensis</i>	\$ 42,000
	cactus ferruginous owl	<i>Glaucidium brasilianum</i>	\$ 35,000
	Mojave desert tortoise	<i>Gopherus agassizii</i>	\$ 38,000
MCLB Barstow, CA	Mojave desert tortoise	<i>Gopherus agassizii</i>	\$ 14,000
MCB Camp Pendleton, CA	least Bell's vireo	<i>Vireo bellii pusillus</i>	\$ 516,775
	southwestern willow flycatcher	<i>Empidonax traillii extimus</i>	\$ 301,325
	arroyo southwestern toad	<i>Bufo microscaphus californicus</i>	\$ 197,660
	California least tern	<i>Sterna antillarum browni</i>	\$ 22,500
	western snowy plover	<i>Charadrius alexandrinus nivosus</i>	\$ 16,500
	coastal California gnatcatcher	<i>Polioptila californica californica</i>	\$ 132,800
	Pacific pocket mouse	<i>Perognathus longimembris pacificus</i>	\$ 163,500
	Stephens' kangaroo rat	<i>Dipodomys stephensi</i>	\$ 188,500
	tidewater goby	<i>Eucyclogobius newberryi</i>	\$ 41,500
	Riverside fairy shrimp	<i>Streptocephalus woottoni</i>	\$ 83,800
	San Diego fairy shrimp	<i>Branchinecta sandiegonensis</i>	\$ 83,800
	San Diego button celery	<i>Eryngium aristulatum var. parishii</i>	\$ 34,500
MCAGCC Twentynine Palms, CA	Mojave desert tortoise	<i>Gopherus agassizii</i>	\$ 300,000
MCB Hawaii, HI	Hawaiian stilt	<i>Himantopus mexicanus knudseni</i>	\$ 55,000
	Hawaiian coot	<i>Fulica americana alai</i>	\$ 16,000
	Hawaiian gallinule	<i>Gallinula chlo. opus sandivicensis</i>	\$ 16,000
	Hawaiian koloa duck	<i>Anas wyvilliana</i>	\$ 14,500

Marine Corps FY97 Endangered and Threatened Species Costs			
MCB Camp Lejeune, NC	red-cockaded woodpecker	<i>Picoides borealis</i>	\$ 166,138
	loggerhead sea turtle	<i>Caretta caretta</i>	\$ 51,864
	rough-leaved loosestrife	<i>Lysimachia asperulaefolia</i>	\$ 18,149
MCAS Beaufort, SC	pondberry	<i>Lindera melissifolia</i>	\$ 2,200
MCB Quantico, VA	bald eagle	<i>Haliaeetus leucocephalus</i>	\$ 500
	small whorled pogonia	<i>Isotria medeoloides</i>	\$ 4,000
	dwarf wedge mussel	<i>Alasmidonta heterodon</i>	\$ 300
TOTAL COST FY97			\$2,566,811



DEPARTMENT OF THE AIR FORCE
WASHINGTON, DC

Office Of The Assistant Secretary

1 December 1997

MEMORANDUM FOR ADUSD(ES)EQ-CO

FROM: SAF/MIQ

SUBJECT: Annual Reporting on Threatened and Endangered Species Expenditures

Attached is the subject data for the Air Force for FY 97 per your request of 9 Sep 97. Air Force POC is Dr. Doug Ripley, AF/ILEVP, 695-6118.

EDMUND H. STERN, Lt Col, USAF
Deputy for Environmental Readiness

Attachment:
Air Force FY 97 Data

Threatened/Endangered Species Expenditures on Air Force Installations FY97

Installation	State	Species		Purpose	Amount (\$K)
		Account	Species		
Anderson AFB	Guam	67	Crow, Mariana	Section 7 Consultation	\$11
Andrews AFB	MD	71	Eagle, bald	Habitat survey/management	\$15
			Gerardia, sandplain	Habitat survey/management	\$20
Arnold AFB	TN		Pigtoe, Cumberland	USFWS Consultation	\$1
			Bat, gray	Population monitoring	\$2
			Sunflower, Eggert's	Population monitoring	\$37
			Sunflower, Eggert's	Survey and Inventory	\$19
Avon Park AFR	FL	136	Woodpecker, red-cockaded	Annual census	\$100
		136	Woodpecker, red-cockaded	Habitat management	\$45
		83	Jay, Florida scrub	Annual census	\$70
		83	Jay, Florida scrub	Habitat management	\$34
		116	Sparrow, Florida grasshopper	Annual census	\$68
		116	Sparrow, Florida grasshopper	Population genetics study	\$15
		116	Sparrow, Florida grasshopper	Study impact from fire ants	\$20
		71	Eagle, bald	Habitat management	\$5
			Snake, eastern indigo	Baseline survey	\$5
Barksdale AFB	LA	71	Eagle, bald	Habitat management	\$70
Beale AFB	CA		Fairy shrimp, vernal pool	Section 7 Consultation	\$5
			Fairy shrimp, vernal pool	Habitat Restoration Plan	\$33
			Fairy shrimp, vernal pool	Habitat management Plan	\$29
			Tadpole shrimp, vernal pool	Section 7 Consultation	\$5
			Tadpole shrimp, vernal pool	Habitat Restoration Plan	\$33
			Tadpole shrimp, vernal pool	Habitat management Plan	\$30
Buckley ANG	CO		Owl, Mexican spotted	Military impact study/consultation	\$75
		72	Falcon, American peregrine	Biological Assessment/consultation	\$65
Cannon AFB	NM	71	Eagle, bald	Section 7 Consultation	\$1
		72	Falcon, American peregrine	Section 7 Consultation	\$1
			Owl, Mexican spotted	Section 7 Consultation	\$1
Cape Canaveral	FL	83	Jay, Florida scrub	Habitat restoration	\$110
Davis Monthan	AZ		Owl, Ferruginous Pygmy	Section 7 Consultation	\$1
Edwards AFB	CA	156	Tortoise, desert	Section 7 consultation	\$100
		156	Tortoise, desert	Project mitigation	\$626
		156	Tortoise, desert	Projects to support Section 7 consultation	\$678

Threatened/Endangered Species Expenditures on Air Force Installations FY97

Installation	State	Species		Purpose	Amount (\$K)
		Account	Species		
Eglin AFB	FL	136	Woodpecker, red-cockaded	Habitat protection & enhancement	\$210
		160	Turtle, green sea & loggerhead	Habitat protection	\$36
		211	Darter, Okaloosa	Habitat protection	\$481
Eilson AFB	AK	72	Falcon, American peregrine	Mitigation Study for delisting	\$36
Elmendorf AFB	AK	72	Falcon, American peregrine	Mitigation Study for delisting	\$100
George AFB	CA	156	Tortoise, desert	Habitat protection	\$98
Goldwater Range	AZ	8	Bat, lesser long-nosed	Population monitoring	\$29
		NL	Cactus, Acuna Valley Pineapple	Baseline survey	\$27
			Owl, Cactus Ferruginous Pygmy	Baseline survey	\$21
		32	Pronghorn, Sonoran	IR Arial Survey	\$120
		32	Pronghorn, Sonoran	Vegetation mapping	\$90
		32	Pronghorn, Sonoran	Monitoring cameras	\$9
		32	Pronghorn, Sonoran	Noise effects study	\$297
Holloman AFB	NM	71	Eagle, bald	Nest watch program	\$50
			Owl, Mexican spotted	Section 7 consultation	\$15
		71	Eagle, Bald	Section 7 consultation	\$10
			Falcon, northern aplomado	Section 7 consultation	\$6
March AFB	CA	72	Falcon, American peregrine	Section 7 consultation	\$15
		37	Kanagaroo Rat, Stephens'	Habitat enhancement	\$34
Mather AFB	CA		Fairy shrimp, vernal pool	Habitat Acquisition/consultation	\$75
			Snake, giant garder	Habitat Acquisition/consultation	\$5
Moody AFB	GA	71	Eagle, bald	Habitat management	\$5
			Snake, eastern indigo	Awareness materials	\$11
			Snake, eastern indigo	Maintain GIS database	\$2
Nellis AFB	NV	156	Tortoise, desert	Impact mitigation	\$50
Patrick AFB	FL	160	Turtle, green sea	Habitat enhancement	\$15
Dare Country Range	NC	136	Woodpecker, red-cockaded	Management plan	\$50
		136	Woodpecker, red-cockaded	Annual census	\$23
		136	Woodpecker, red-cockaded	Habitat management	\$246
		136	Woodpecker, red-cockaded	Habitat monitoring	\$169
Shaw AFB	SC	136	Woodpecker, red-cockaded	Habitat management	\$90
		136	Woodpecker, red-cockaded	Habitat monitoring	\$80

Threatened/Endangered Species Expenditures on Air Force Installations FY97

Installation	State	Species		Purpose	Amount (\$K)
		Account	Species		
Tyndall AFB	FL		Plover, snowy	Law enforcement	\$5
		160	Turtle, loggerhead	Nest monitoring	\$40
		160	Turtle, loggerhead	Law enforcement	\$5
		160	Turtle, loggerhead	Habitat restoration	\$17
		27	Mouse, southeastern beach	Habitat restoration	\$15
		122	Tern, least	Law enforcement, posting	
Vandenberg AFB	CA	72	Falcon, American peregrine	Habitat survey	\$40
		122	Tern, least	Habitat enhancement	\$69
			Plover, snowy	Habitat enhancement	\$121
			Flycatcher, southwestern willow	Management plan	\$0
			Total funds attributed to specific species FY97:	\$5,146	
			Additional funding directed toward threatened and endangered species not attributed to individual species FY97:	\$79	
TOTAL AIR FORCE EXPENDITURES FOR THREATENED AND ENDANGERED SPECIES FY97:					\$5,225



DEFENSE LOGISTICS AGENCY
HEADQUARTERS
8725 JOHN J. KINGMAN ROAD, SUITE 2533
FORT BELVOIR, VIRGINIA 22060-6221

OCT 7 1997

IN REPLY
REFER TO CAAE

MEMORANDUM FOR ASSISTANT DEPUTY UNDER SECRETARY OF DEFENSE
(ENVIRONMENTAL SECURITY), DUSD(ES)/EQ-CO

SUBJECT: Annual Reporting of Threatened and Endangered Species Expenditures

This is in response to the DUSD(ES)/EQ-CO memorandum of September 9, 1997, subject as above, requesting information on our FY 97 expenditures toward threatened and endangered species.

During FY 97, we spent \$50,000 on population recovery and habitat enhancement for the Palos Verdes blue butterfly (*Glaucopsyche lygdamus palosverdesensis*) at Defense Fuel Support Point San Pedro, California.

MAJ Zia A. Mehr, USA, Staff Entomologist, is my point of contact for this issue. He can be reached at (703) 767-6245.

A handwritten signature in black ink, appearing to read "Jan B. Reitman".

JAN B. REITMAN
Staff Director
(Environmental and Safety Policy)



DEPARTMENT OF THE ARMY
U.S. Army Corps of Engineers
WASHINGTON, D.C. 20314-1000

REPLY TO
ATTENTION OF:

Programs Management Division
Program Formulation and Evaluation Branch

Ms. E. LaVerne Smith
Chief, Division of Endangered Species
Fish and Wildlife Service
U. S. Department of the Interior
Washington, D. C. 20240

Dear Ms. Smith:

Enclosed, in response to U. S. Fish and Wildlife Service requests of June 25 and July 21, 1998, are two tables providing estimates of U. S. Army Corps of Engineers expenditures in fiscal years 1996 and 1997 to implement the Endangered Species Act.

Each of the two tables includes a subset comprising 309 species of the complete set of 1,132 species provided by Ms. Susan Jacobsen in her working template. This subset includes all species for which the Corps has recently spent funding under the Direct Civil Works Program in implementing the Endangered Species Act.

Table I shows estimated expenditures under the Direct Civil Works program in Fiscal Year 1996 (FY96); Table II shows such expenditures in FY97. Please direct any questions about the input to Jack Jurentkuff, (202) 761-4955.

Sincerely,

A handwritten signature in cursive script, reading "Thomas F. Caver, Jr.", with a large, stylized flourish at the end.

Thomas F. Caver, Jr., P. E.
Chief, Programs Management Division
Directorate of Civil Works

Enclosures
as

TABLE II

DEPARTMENT OF THE ARMY
CORPS OF ENGINEERS CIVIL WORKS
DIRECT PROGRAM

FY97 EXPENDITURES TO IMPLEMENT THE ENDANGERED SPECIES ACT
(\$K)

Group/Specie		Division							CORPS	
		LRD	MVD	NAD	NWD	POD	SAD	SPD		SWD
Mammals:										
A	Bat, gray	3.2	1.5		2.1		162.0		1.0	169.8
A	Bat, Hawaiian hoary									0.0
A	Bat, Indiana	12.8	39.5		1.0				1.0	54.3
A	Bat, lesser long-nosed							5.0		5.0
A	Bat, Ozark big-eared								1.0	1.0
A	Bear, grizzly				1.5					1.5
A	Bear, Louisiana black		40.0							40.0
A	Cougar, eastern									0.0
A	Deer, Columbian white-tailed									0.0
A	Ferret, black-footed							0.8		0.8
A	Fox, San Joaquin kit							9.0		9.0
A	Jaguarundi								TX 1.0	1.0
A	Kangaroo Rat, Fresno							4.0		4.0
A	Kangaroo Rat, giant							2.0		2.0
A	Kangaroo Rat, Morro Bay							5.0		5.0
A	Kangaroo Rat, Stephen's							5.0		5.0
A	Kangaroo Rat, Tipton							2.0		2.0

TABLE II

**DEPARTMENT OF THE ARMY
CORPS OF ENGINEERS CIVIL WORKS
DIRECT PROGRAM**

**FY97 EXPENDITURES TO IMPLEMENT THE ENDANGERED SPECIES ACT
(\$K)**

Group/Specie		Division							CORPS	
		LRD	MVD	NAD	NWD	POD	SAD	SPD		SWD
A	Manatee, West Indian (= Florida)						293.0		0.4	293.4
A	Mouse, Alabama beach									0.0
A	Mouse, Anastasia Island beach						7.0			7.0
A	Mouse, Pacific pocket							10.0		10.0
A	Mouse, Perdido Key beach									0.0
A	Mouse, salt marsh harvest							55.0		55.0
A	Mouse, southeastern beach						13.0			13.0
A	Ocelot								0.8	0.8
A	Otter, southern sea							15.0		15.0
A	Panther, Florida						100.0			100.0
A	Pronghorn, Sonoran									0.0
A	Sea-lion, Steller							5.0		5.0
A	Seal, Hawaiian monk									0.0
A	Shrew, Dismal Swamp southeastern			21.5			3.0			24.5
A	Squirrel, Delmarva Peninsula fox									0.0
A	Whale, bowhead									0.0
A	Whale, finback		0.5	5.8					0.2	6.5
A	Whale, gray									0.0

TABLE II
DEPARTMENT OF THE ARMY
CORPS OF ENGINEERS CIVIL WORKS
DIRECT PROGRAM
FY97 EXPENDITURES TO IMPLEMENT THE ENDANGERED SPECIES ACT
(\$K)

Group/Specie		Division							CORPS	
		LRD	MVD	NAD	NWD	POD	SAD	SPD		SWD
A	Whale, humpback		0.5	5.8					0.2	6.5
A	Whale, right		0.5	17.3			117.0		0.2	135.0
A	Whale, Sei		0.5	5.8					0.2	6.5
A	Whale sperm		0.5						0.2	0.7
A	Wolf, gray		0.5							0.5
Sub-total:		16.0	84.0	56.2	4.6	0.0	695.0	117.8	6.2	979.8
Birds:										
B	Blackbird, yellow-shouldered									0.0
B	Caracara, Audubon's crested									0.0
B	Condor, California							2.0		2.0
B	Cool, Hawaiian (= 'alae-ke 'oke 'o)									0.0
B	Crane, Mississippi sandhill									0.0
B	Crane, whooping		0.1					2.0	1,513.1	1,515.2
B	Curlew, Eskimo									0.0
B	Duck, Hawaiian (= koloa)									0.0
B	Eagle, bald	30.3	90.1	20.2	66.5		74.0	18.0	554.0	853.1
B	Falcon, American peregrine	29.1	4.0	3.0	1.5		1.0	20.0	0.3	58.9
B	Falcon, northern aplomado							1.0	0.6	1.6

TABLE II

**DEPARTMENT OF THE ARMY
CORPS OF ENGINEERS CIVIL WORKS
DIRECT PROGRAM**

**FY97 EXPENDITURES TO IMPLEMENT THE ENDANGERED SPECIES ACT
(\$K)**

Group/Specie		Division							CORPS	
		LRD	MVD	NAD	NWD	POD	SAD	SPD		SWD
B	Flycatcher, southwestern willow							656.0		656.0
B	Gnatcatcher, coastal California							120.0		120.0
B	Goose, Aleutian Canada							8.0		8.0
B	Jay, Florida scrub						301.0			301.0
B	Kite, Everglade snail						44.0			44.0
B	Moorhen, Hawaiian common									0.0
B	Moorhen, Mariana common									0.0
B	Murrelet, marbled				1.0			4.0		5.0
B	Owl, Mexican spotted									0.0
B	Owl, northern spotted				1.0			4.0		5.0
B	Pelican, brown		2.0					12.0	3.1	17.1
B	Pigeon, Puerto Rican plain									0.0
B	Plover, piping			653.9	215.6		36.0	5.0	252.3	1,162.8
B	Plover, western snowy				1.5			17.0		18.5
B	Prairie-chicken, Atwater's greater								0.5	0.5
B	Rail, California clapper							55.0		55.0
B	Rail, light-footed clapper							3.0		3.0
B	Rail, Yuma clapper									0.0

TABLE II

**DEPARTMENT OF THE ARMY
CORPS OF ENGINEERS CIVIL WORKS
DIRECT PROGRAM**

**FY97 EXPENDITURES TO IMPLEMENT THE ENDANGERED SPECIES ACT
(\$K)**

Group/Specie	Division								CORPS
	LRD	MVD	NAD	NWD	POD	SAD	SPD	SWD	
B Shearwater, Newell's Townsend's									0.0
B Sparrow, Cape Sable seaside						55.0			55.0
B Stilt, Hawaiian (=ae 'o)									0.0
B Stork, wood		3.0				9.0			12.0
B Tern, California least							150.0		150.0
B Tern, least	10.0	112.5	76.0	215.9		12.0	4.0	55.0	485.4
B Tern, roseate			63.3						63.3
B Vireo, black-capped								4.2	4.2
B Vireo, least Bell's							125.0		125.0
B Warbler, Bachman's									0.0
B Warbler, golden-cheeked								4.2	4.2
B Warbler, Kirtland's									0.0
B Woodpecker, ivory-billed									0.0
B Woodpecker, red-cockaded		3.8				15.0		5.6	24.4
Sub-total:	69.4	215.5	816.4	503.0	0.0	547.0	1,206.0	2,392.9	5,750.2
Reptiles:									
C Boa, Puerto Rican						8.0			8.0
C Boa, Virgin Islands tree									0.0

TABLE II
DEPARTMENT OF THE ARMY
CORPS OF ENGINEERS CIVIL WORKS
DIRECT PROGRAM

FY97 EXPENDITURES TO IMPLEMENT THE ENDANGERED SPECIES ACT
(\$K)

Group/Species		Division							CORPS	
		LRD	MVD	NAD	NWD	POD	SAD	SPD		SWD
C	Crocodile, American						19.0			19.0
C	Lizard, blunt-nosed leopard							4.0		4.0
C	Lizard, Coachella Valley fringe-toed							5.0		5.0
C	Snake, Concho water								0.6	0.6
C	Snake, eastern indigo						10.0			10.0
C	Snake, giant garter							51.0		51.0
C	Snake, San Francisco garter							20.0		20.0
C	Tortoise, desert							227.0		227.0
C	Tortoise, gopher						15.0			15.0
C	Turtle, Alabama redbelly (= red-bellied)						51.0			51.0
C	Turtle, flattened musk									0.0
C	Turtle, green sea		32.5	63.8			217.0		56.0	369.3
C	Turtle, hawksbill sea (= carey)		32.5	43.0			51.0		56.0	182.5
C	Turtle, Kemp's ridley sea		32.5	34.0			216.0		56.0	338.5
C	Turtle, leatherback sea		32.5	34.0			51.0		56.0	173.5
C	Turtle, loggerhead sea		32.5	79.0			213.0			324.5
C	Turtle, ringed map (= sawback)									0.0
C	Turtle, yellow-blotched map (= sawback)						42.0			42.0

TABLE II

**DEPARTMENT OF THE ARMY
CORPS OF ENGINEERS CIVIL WORKS
DIRECT PROGRAM**

**FY97 EXPENDITURES TO IMPLEMENT THE ENDANGERED SPECIES ACT
(\$K)**

Group/Specie	Division								CORPS
	LRD	MVD	NAD	NWD	POD	SAD	SPD	SWD	
Sub-total:	0.0	162.5	253.8	0.0	0.0	893.0	307.0	224.6	1,840.9
Amphibians:									
D Coqui, golden									0.0
D Frog, California red-legged							75.0		75.0
D Salamander, Cheat Mountain									0.0
D Salamander, Red Hills						6.0			6.0
D Salamander, Santa Cruz long-toed							10.0		10.0
D Toad, Arroyo southwestern							75.0		75.0
D Toad, Houston								4.8	4.8
Sub-total:	0.0	0.0	0.0	0.0	0.0	6.0	160.0	4.8	170.8
Fishes:									
E Cavefish, Ozark								1.0	1.0
E Chub, bonytail									0.0
E Chub, humpback							12.0		12.0
E Chub, Hutton tui									0.0
E Chub, Oregon				82.0					82.0
E Chub, Owens tui									0.0
E Chub, slender									0.0

TABLE II

**DEPARTMENT OF THE ARMY
CORPS OF ENGINEERS CIVIL WORKS
DIRECT PROGRAM**

**FY97 EXPENDITURES TO IMPLEMENT THE ENDANGERED SPECIES ACT
(\$K)**

Group/Specie	Division								CORPS
	LRD	MVD	NAD	NWD	POD	SAD	SPD	SWD	
E Goby, tidewater							32.0		32.0
E Logperch, Conasauga									0.0
E Logperch, Roanoke						55.0			55.0
E Madtom, Neosho				11.0				38.0	49.0
E Madtom, yellowfin									0.0
E Minnow, loach							0.5		0.5
E Minnow, Rio Grande silvery							53.0		53.0
E Salmon, chinook, Sacramento River winter run							29.0		29.0
E Salmon, chinook, Snake River fall run				16,080.6			17.0		16,097.6
E Salmon, chinook, Snake River spring/summer run				16,091.7			17.0		16,108.7
E Salmon, coho							20.0		20.0
E Salmon, sockeye, Snake River (= red, = blueback)				16,080.6					16,080.6
E Sculpin, pygmy									0.0
E Shiner, blue									0.0
E Shiner, Cahaba									0.0
E Shiner, Cape Fear						4.0			4.0
E Shiner, Pecos bluntnose							6.5		6.5
E Smelt, delta							17.0		17.0

TABLE II

**DEPARTMENT OF THE ARMY
CORPS OF ENGINEERS CIVIL WORKS
DIRECT PROGRAM**

**FY97 EXPENDITURES TO IMPLEMENT THE ENDANGERED SPECIES ACT
(\$K)**

Group/Specie		Division							CORPS	
		LRD	MVD	NAD	NWD	POD	SAD	SPD		SWD
E	Spikedace							0.5		0.5
E	Squawfish, Colorado							14.5		14.5
E	Stickleback, unarmored threespine							70.0		70.0
E	Sturgeon, Gulf		1.0				1.0			2.0
E	Sturgeon, pallid		136.5		486.1				2.0	624.6
E	Sturgeon, shortnose			16.8			18.0			34.8
E	Sturgeon, white (Kootenai River population)				50.0			1.0		51.0
E	Sucker, Lost River									0.0
E	Sucker, razorback							14.5		14.5
E	Sucker, Warner									0.0
E	Trout, Lahontan cutthroat							12.0		12.0
E	Trout, Paiute cutthroat									0.0
Sub-total:		8.0	137.5	16.8	48,885.3	0.0	78.0	328.6	42.0	49,496.2
Clams:										
F	Acornshell, southern									0.0
F	Clubshell									0.0
F	Clubshell, black (= Curtus' mussel)									0.0
F	Clubshell, ovate						3.0			3.0

TABLE II

**DEPARTMENT OF THE ARMY
CORPS OF ENGINEERS CIVIL WORKS
DIRECT PROGRAM**

**FY97 EXPENDITURES TO IMPLEMENT THE ENDANGERED SPECIES ACT
(\$K)**

Group/Specie		Division							CORPS	
		LRD	MVD	NAD	NWD	POD	SAD	SPD		SWD
F	Clubshell, southern						3.0			3.0
F	Combshell, southern (= penitent mussel)									0.0
F	Combshell, upland	0.2								0.2
F	Fanshell									0.0
F	Heelsplitter, inflated		0.5							0.5
F	Kidneyshell, triangular									0.0
F	Moccasinshell, Alabama (= Pearlymussel, Alabama)						3.0			3.0
F	Moccasinshell, Coosa						3.0			3.0
F	Mucket, orange-nacre									0.0
F	Mussel, dwarf wedge			0.6			10.0			10.6
F	Mussel, ring pink (= golf stick pearly)									0.0
F	Mussel, winged mapleleaf		1.0							1.0
F	Pearlshell, Louisiana									0.0
F	Pearlymussel, Appalachian monkeyface									0.0
F	Pearlymussel, birdwing	2.2								2.2
F	Pearlymussel, cracking	2.0								2.0
F	Pearlymussel, Cumberland bean									0.0
F	Pearlymussel, Cumberland monkeyface	2.0								2.0

TABLE II

DEPARTMENT OF THE ARMY
CORPS OF ENGINEERS CIVIL WORKS
DIRECT PROGRAM

FY97 EXPENDITURES TO IMPLEMENT THE ENDANGERED SPECIES ACT
(\$K)

Group/Specie	Division								CORPS
	LRD	MVD	NAD	NWD	POD	SAD	SPD	SWD	
F Pearlymussel, Curtis'									0.0
F Pearlymussel, dromedary									0.0
F Pearlymussel, green-blossom									0.0
F Pearlymussel, Higgins' eye		100.0							100.0
F Pearlymussel, orange-foot pimpleback	250.0								250.0
F Pearlymussel, pale lilliput									0.0
F Pearlymussel, pink mucket		7.5		1.7					9.2
F Pearlymussel, purple cat's paw									0.0
F Pearlymussel, white cat's paw									0.0
F Pearlymussel, white wartyback									0.0
F Pearlymussel, yellow-blossom									0.0
F Pigtoe, fine-rayed	2.0								2.0
F Pigtoe, flat (= Marshall's mussel)									0.0
F Pigtoe, heavy (= Judge Tail's mussel)									0.0
F Pigtoe, rough									0.0
F Pigtoe, shiny									0.0
F Pigtoe, southern									0.0
F Pocketbook, fat		52.5						0.5	53.0

TABLE II

DEPARTMENT OF THE ARMY
CORPS OF ENGINEERS CIVIL WORKS
DIRECT PROGRAM

FY97 EXPENDITURES TO IMPLEMENT THE ENDANGERED SPECIES ACT
(\$K)

Group/Specie	Division								CORPS
	LRD	MVD	NAD	NWD	POD	SAD	SPD	SWD	
F Pocketbook, fine-lined									0.0
F Pocketbook, speckled									0.0
F Riffleshell, northern									0.0
F Riffleshell, tan	2.0								2.0
F Rock-pocketbook, Ouachita (= Wheeler's pearly)								1.0	1.0
F Spiny mussel, James River (= Virginia)			2.2						2.2
F Stirrupshell									0.0
Sub-total:	260.4	161.5	2.8	1.7	0.0	22.0	0.0	1.5	449.9
Snails:									
G Snail, Snake River physa									0.0
G Snail, tulotoma (= Alabama live-bearing)									0.0
Sub-total:	0.0	0.0	0.0	0.0	0.0	0.0	0.0	0.0	0.0
Insects:									
I Beetle, American burying (= giant carrion)				0.1				13.0	13.1
I Beetle, Kretschmarr Cave mold								0.4	0.4
I Beetle, northeastern beach tiger			20.9						20.9
I Beetle, Tooth Cave ground								0.4	0.4
I Beetle, valley elderberry longhorn							21.0		21.0

TABLE II

**DEPARTMENT OF THE ARMY
CORPS OF ENGINEERS CIVIL WORKS
DIRECT PROGRAM**

**FY97 EXPENDITURES TO IMPLEMENT THE ENDANGERED SPECIES ACT
(\$K)**

Group/Specie	Division								CORPS
	LRD	MVD	NAD	NWD	POD	SAD	SPD	SWD	
I Butterfly, bay checkerspot							0.5		0.5
I Butterfly, Karner blue									0.0
I Butterfly, mission blue							5.5		5.5
I Butterfly, Oregon silverspot									0.0
I Butterfly, Quino checkerspot							60.0		60.0
I Butterfly, San Bruno elfin							0.5		0.5
I Butterfly, Smith's blue									0.0
Sub-total:	0.0	0.0	0.0	0.0	0.0	0.0	0.0	0.0	0.0
Arachnids:									
J Harvestman, Bee Creek Cave								0.4	0.4
J Harvestman, Bone Cave								0.4	0.4
J Pseudoscorpion, Tooth Cave								0.4	0.4
J Spider, Tooth Cave								0.4	0.4
Sub-total:	0.0	0.0	0.0	0.0	0.0	0.0	0.0	1.6	1.6
Crustaceans:									
K Crayfish, Nashville									0.0
K Fairy shrimp, Conservancy							14.5		14.5
K Fairy shrimp, vernal pool							23.5		23.5

22.3

TABLE II

DEPARTMENT OF THE ARMY
CORPS OF ENGINEERS CIVIL WORKS
DIRECT PROGRAM

FY97 EXPENDITURES TO IMPLEMENT THE ENDANGERED SPECIES ACT
(\$K)

Group/Specie		Division							CORPS	
		LRD	MVD	NAD	NWD	POD	SAD	SPD		SWD
K	Shrimp, California freshwater							23.0		23.0
K	Tadpole shrimp, vernal pool							34.0		34.0
Sub-total:		0.0	0.0	0.0	0.0	0.0	0.0	95.0	0.0	95.0
Plants:										
Q	Agave, Arizona							1.0		1.0
Q	Amaranth, seabeach			63.3				32.0		95.3
Q	Ambrosia, south Texas								0.4	.4
Q	Amphianthus, little									0.0
Q	Aster, decurrent false		6.5							6.5
Q	Ayenia, Texas								0.4	.4
Q	Beauty, Harper's									0.0
Q	Bird's-beak, palmate-bracted							0.5		0.5
Q	Bird's-beak, salt marsh							25.5		25.5
Q	Birds-in-a-nest, white									0.0
Q	Bladderpod, white								1.0	1.0
Q	Bush-clover, prairie									0.0
Q	Butterwort, Godfrey's									0.0
Q	Button, Mohr's Barbara									0.0

TABLE II

DEPARTMENT OF THE ARMY
CORPS OF ENGINEERS CIVIL WORKS
DIRECT PROGRAM

FY97 EXPENDITURES TO IMPLEMENT THE ENDANGERED SPECIES ACT
(\$K)

Group/Specie		Division							CORPS	
		LRD	MVD	NAD	NWD	POD	SAD	SPD		SWD
Q	Cactus, Mesa Verde							0.5		0.5
Q	Cactus, Peebles Navaho							5.0		5.0
Q	Cactus, Pima pineapple							3.0		3.0
Q	Campion, fringed									0.0
Q	Chaffseed, American									0.0
Q	Clover, running buffalo		0.5							0.5
Q	Coneflower, smooth						18.0			18.0
Q	Dawn-flower, Texas prairie								13.6	13.6
Q	Dogweed, ashy									0.0
Q	Dropwort, Canby's									0.0
Q	Evening-primrose, San Benito									0.0
Q	Frankenia, Johnston's									0.0
Q	Geocarpon minimum				0.6					0.6
Q	Goldfields, Burke's							30.0		30.0
Q	Goldfields, Contra Costa							2.0		2.0
Q	Gourd, Okeechobee						1.0			1.0
Q	Grass, Eureka Dune							5.0		5.0
Q	Grass, Tennessee yellow-eyed									0.0

TABLE II

**DEPARTMENT OF THE ARMY
CORPS OF ENGINEERS CIVIL WORKS
DIRECT PROGRAM**

**FY97 EXPENDITURES TO IMPLEMENT THE ENDANGERED SPECIES ACT
(\$K)**

Group/Specie		Division							CORPS	
		LRD	MVD	NAD	NWD	POD	SAD	SPD		SWD
Q	Harperella									0.0
Q	Howellia, water				3.0					3.0
Q	Jewelflower, California							0.5		0.5
Q	Ladies'-tresses, Navasota									0.0
Q	Ladies'-tresses, Ute							14.5	4.2	18.7
Q	Leather flower, Alabama									0.0
Q	Loosestrife, rough-leaved						1.0			1.0
Q	Meadowfoam, Sebastopol							30.0		30.0
Q	Meadowrue, Cooley's									0.0
Q	Monkshood, northern wild									0.0
Q	Navarretia, many-flowered							30.0		30.0
Q	Orchid, eastern prairie fringed	3.8								3.8
Q	Orchid, western prairie fringed				0.1					0.1
Q	Pink, swamp			4.0						4.0
Q	Pinkroot, gentian									0.0
Q	Pitcher-plant, Alabama canebrake									0.0
Q	Pitcher-plant, green			4.5						4.5
Q	Pogonia, small whorled									0.0

TABLE II

**DEPARTMENT OF THE ARMY
CORPS OF ENGINEERS CIVIL WORKS
DIRECT PROGRAM**

**FY97 EXPENDITURES TO IMPLEMENT THE ENDANGERED SPECIES ACT
(\$K)**

Group/Specie		Division							CORPS	
		LRD	MVD	NAD	NWD	POD	SAD	SPD		SWD
Q	Pondberry									0.0
Q	Poppy-mallow, Texas								0.2	0.2
Q	Potato-bean, Price's						2.0			2.0
Q	Prairie-clover, leafy									0.0
Q	Rosemary, Apalachicola									0.0
Q	Skullcap, Florida									0.0
Q	Skullcap, large-flowered									0.0
Q	Spineflower, slender-horned							75.0		75.0
Q	Spurge, telephus									0.0
Q	Sumac, Michaux's									0.0
Q	Sunshine, Sonoma (= Stickyseed, Baker's)							30.0		30.0
Q	Trillium, relict									0.0
Q	Wallflower, Contra Costa							2.0		2.0
Q	Wallflower, Menzies'							2.0		2.0
Q	Water-plantain, Kral's									0.0
Q	Wild-buckwheat, gypsum							0.5		0.5
Q	Wild-rice, Texas								1.0	1.0
Q	Wooly-star, Hoover's									0.0

TABLE II

**DEPARTMENT OF THE ARMY
CORPS OF ENGINEERS CIVIL WORKS
DIRECT PROGRAM**

**FY97 EXPENDITURES TO IMPLEMENT THE ENDANGERED SPECIES ACT
(\$K)**

Group/Specie		Division							CORPS	
		LRD	MVD	NAD	NWD	POD	SAD	SPD		SWD
Q	Wooly-star, Santa Ana River							75.0		75.0
Q	Wooly-threads, San Joaquin									0.0
R	Torreya, Florida									0.0
S	Fern, Alabama streak-sorus									0.0
S	Fern, American hart's tongue									0.0
S	Quilwort, black spored									0.0
Sub-total:		3.8	7.0	71.8	3.7	0.0	54.0	332.0	20.8	492.3
Total		357.6	768.0	1,217.8	49,398.3	0.0	2,295.0	2,546.4	2,694.4	59,276.7



Department of Energy
 Bonneville Power Administration
 P.O. Box 3621
 Portland, Oregon 97208-3621



ENVIRONMENT FISH AND WILDLIFE

July 14, 1998

In reply refer to: EB

Ms. E. LaVerne Smith
 United States Department of the Interior
 Fish and Wildlife Service
 Division of Endangered Species-MS 452ARLSQ
 Washington, D.C. 20240

Dear Ms. Smith:

By letter of June 25, 1998, from the Director of the Fish and Wildlife Service to Ms. Johansen, Administrator of the Bonneville Power Administration, we were requested to provide to you a list of expenditures relating to the Endangered Species Act (ESA) listed species for Fiscal Year (FY) 1997. This letter responds to your request.

The expenditures in Fiscal Year 1997 were for four listed species. These species are the Redfish Lake Sockeye, the Snake River Spring/Summer Chinook, the Snake River Fall Chinook, and the Kootenai River Sturgeon. Where possible, these expenses are shown by species and in many cases benefit all three species. The net power purchase/foregone revenues costs associated with hydro operations (spill, flow augmentation, water budget and reservoir levels) are estimates at this time because detailed analysis of these costs has not yet been completed. The hydro operations costs are based on the average of fifty water years and are distributed between the two categories of Chinook listed below based on a 50/50 split to reflect the assumed benefits both species of Chinook receive. These costs include both those expenditures specifically mandated by ESA and also those expenditures that, while not specifically mandated, are intended to assist in the recovery of ESA-listed species.

**Bonneville Power Administration
 ESA Related Direct Fish and Wildlife Funding
 (Dollars in Millions - Budget Outlays)
 Fiscal Year 1997**

Snake River Spring/Summer Chinook

Law enforcement benefiting Chinook	\$ 1.5
Coded wire tagging Chinook	\$ 0.4
Snake River Chinook projects	\$ 3.6
*Squawfish research and removal	\$ 2.1 ÷ 3 = 700.00
Subtotal	\$ 7.5

Net Power Purchases/Foregone Revenues

MOA Actuals	\$ 51.0
Total	\$ 58.5

Snake River Fall Chinook

Law enforcement benefiting Chinook	\$ 1.5
Coded wire tagging Chinook	\$ 0.4
Snake River Chinook projects	\$ 3.6
*Squawfish research and removal	<u>\$ 2.1</u> - 3 = 700.00
Subtotal	\$ 7.5

Net Power Purchases/Foregone Revenues

MOA Actuals	\$ <u>51.0</u>
Total	\$ 58.5

ML Redfish Lake Sockeye

Research benefiting Sockeye	\$ 1.8
Law enforcement benefiting Sockeye	<u>\$ 1.5</u>
Total	\$ 3.3

Kootenai River Sturgeon

Sturgeon Projects	<u>\$ 1.7</u>
Total	\$ 1.7

Total ESA Outlays for Fiscal Year 1997 **\$122.0**

* Denotes activities that benefited all three listed species.

If there is a need for further clarification or additional information, please contact Mr. Rollie Sivyer of the Environment, Fish and Wildlife Group at (503) 230-4210.

Sincerely,



D. Robert Lohn, Manager
Fish and Wildlife Program



United States Department of the Interior

BUREAU OF INDIAN AFFAIRS
Washington, D.C. 20240

IN REPLY REFER TO:
Fish & Wildlife

OCT 14 1998

Ms. Jamie Rappaport-Clark
Director, U.S. Fish and Wildlife Service
1849 C Street, N.W., Room 3012
Washington, D.C. 20240

Dear Ms. Rappaport-Clark:

Enclosed you will find a list of Bureau of Indian Affairs' expenditures for Fiscal Year 1997 for federally listed threatened and endangered species. This is in reply to your request of June 25, 1998.

If you need additional information or clarification, please contact Valerie Guardia, Endangered Species Coordinator for the Bureau of Indian Affairs, at (202) 208-3607.

Sincerely,

Hilda A. Manoff
Deputy Commissioner of Indian Affairs

Enclosure

	BUREAU OF INDIAN AFFAIRS	
	THREATENED AND ENDANGERED SPECIES EXPENDITURES	
	FY 1997	
	(dollars in thousands)	
GROUP	SPECIES	EXPENDITURES
A	Bat, Gray	0.5
A	Bat, Indiana	0.5
A	Bat, Lesser Long-Nosed	0.5
A	Bat, Ozark Big-Eared	0.5
A	Bear, Grizzly	120
A	Ferret, Black-footed	25.8
A	Jaguar	2
A	Pronghorn, Sonoran	4.3
A	Sea-lion, Steller	0.5
A	Vole, Hualapai	4
A	Wolf, Gray	75
B	Condor, California	1
B	Eagle, Bald	81.3
B	Falcon, American Peregrine	24.4
B	Flycatcher, Southwestern Willow	93.1
B	Murrelet, Marbled	532
B	Owl, Cactus Ferruginous Pygmy	1.5
B	Owl, Mexican spotted	159.4
B	Owl, northern spotted	1533
B	Plover, Piping	10
B	Tern, Least	0.1
B	Vireo, Black-capped	3
B	Woodpecker, Red-cockaded	0.5
C	Tortoise, Desert	2
E	Cavefish, Ozark	0.5
E	Chub, Bony-tailed	1
E	Chub, Humpback	11.7
E	Darter, Leopard	0.2
E	Madtom, Neosho	0.5
E	Minnow, Loach	12
E	Salmon, coho, Central CA ESU	175
E	Salmon, Snake R. Fall	3
E	Salmon, Snake R. Spring	12
E	Spikedace	4
E	Squawfish, Colorado	646.7
E	Sucker, Razorback	744.7
F	Rock-pocketbook, Ouachita	0.2
I	Beetle, American burying	0.2
Q	Blue-star, Kearney's	1
Q	Cactus, Brady's Pincusion	12.8
Q	Cactus, Knowlton	6
Q	Cactus, Mesa Verde	32.1
Q	Cactus, Nichol's Turk's Head	0.5

Sheet1

Q	Cactus, Pima Pineapple	2.5
Q	Cliffrose, Arizona	1.5
Q	Fleabane, Rhizome	1
Q	Milkvetch, Mancos	17.8
Q	Milkvetch, Sentry	8.8
Q	Milkweed, Welsh's	4.8
Q	Orchid, eastern prairie fringed	5
Q	Orchid, western prairie fringed	5
Q	Sedge, Navajo	4.8
Q	Snakeroot	1
Q	Thistle, Sacramento Mtn.	0.5
	TOTAL EXPENDITURES	4391.7



United States Department of the Interior

BUREAU OF LAND MANAGEMENT
Washington, D.C. 20240

In Reply Refer To:
6840 (230)

August 27, 1998

E. LaVerne Smith
Chief, Division of Endangered Species
U.S. Fish and Wildlife Service
4401 N. Fairfax Drive, MS-452 ARLSQ
Arlington, VA 22203

Dear Ms. Smith:

In response to your request for fiscal year 1997 threatened and endangered species expenditures by the Bureau of Land Management, I have enclosed a detailed breakdown of expenditures by species. Please contact Eric Lawton at (202) 452-7760 if you need any additional information.

Sincerely,

Christine A. Jauhola
Group Manager
Fish, Wildlife and Forests Group

Enclosure

Bureau of Land Management - FY1997 Endangered and Threatened Species Expenditures

Column D gives scientific names; column A is FWS lead Regional Office; column B is a Group Code that sequences the groups (mammals, birds, . . . plants) as in the List. A running total of expenditures for each column is kept above each heading.

NOTE: AMOUNTS IN THOUSANDS OF \$\$\$

If you have any questions, contact Eric Lawton at 202-452-7760

Lead Reg.	Group	Inverted Common Name	Scientific Name	Status	AMOUNTS IN THOUSANDS OF \$\$\$		
					General	Lands	Grand Total
					6,548.1	8,625.0	15,173.1
3	A	Bats, gray	<i>Myotis grisescens</i>	E			0
1	A	Bat, Hawaiian hoary	<i>Lasiurus cinereus semotus</i>	E			0
3	A	Bat, Indiana	<i>Myotis sodalis</i>	E			0
2	A	Bat, lesser long-nosed	<i>Leptonycteris curasoae yerbabuenae</i>	E	34.5		34.5
1	A	Bat, little Mariana fruit	<i>Pteropus tokudae</i>	E			0
4	A	Bat, Mariana fruit	<i>Pteropus mariannus mariannus</i>	E			0
2	A	Bat, Mexican long-nosed	<i>Leptonycteris nivalis</i>	E	9.5		9.5
2	A	Bat, Ozark big-eared	<i>Plecotus townsendii ingens</i>	E			0
5	A	Bat, Virginia big-eared	<i>Plecotus townsendii virginianus</i>	E			0
6	A	Bear, grizzly	<i>Ursus arctos</i>	T	65		65
4	A	Bear, Louisiana black	<i>Ursus americanus luteolus</i>	T			0
1	A	Caribou, woodland	<i>Rangifer tarandus caribou</i>	E			0
5	A	Cougar, eastern	<i>Felis concolor cougar</i>	E			0
1	A	Deer, Columbian white-tailed	<i>Odocoileus virginianus leucurus</i>	E	111		111
4	A	Deer, key	<i>Odocoileus virginianus clavium</i>	E			0
6	A	Ferret, black-footed	<i>Mustela nigripes</i>	E	177		177
1	A	Fox, San Joaquin kit	<i>Vulpes macrotis mutica</i>	E	30		30
2	A	Jaguar	<i>Panthera onca</i>	E	6		6
2	A	Jaguarundi	<i>Felis yagouaroundi cacomitli</i>	E			0
2	A	Jaguarundi	<i>Felis yagouaroundi tolteca</i>	E			0
1	A	Kangaroo rat, Fresno	<i>Dipodomys nitratoides exilis</i>	E			0
1	A	Kangaroo rat, giant	<i>Dipodomys ingens</i>	E	50		50
1	A	Kangaroo rat, Morro Bay	<i>Dipodomys heermanni morroensis</i>	E	2		2
1	A	Kangaroo rat, Stephens'	<i>Dipodomys stephensi</i>	E	20		20
1	A	Kangaroo rat, Tipton	<i>Dipodomys nitratoides nitratoides</i>	E	2		2
4	A	Manatee, West Indian (=Florida)	<i>Trichechus manatus</i>	E			0
1	A	Mountain beaver, Point Arena	<i>Aplodontia rufa nigra</i>	E			0
4	A	Mouse, Alabama beach	<i>Peromyscus polionotus ammobates</i>	E	1		1
4	A	Mouse, Anastasia Island beach	<i>Peromyscus polionotus phasma</i>	E			0
4	A	Mouse, Choctawahatchee beach	<i>Peromyscus polionotus allophrys</i>	E			0
4	A	Mouse, Key Largo cotton	<i>Peromyscus gossypinus allapaticola</i>	E			0
1	A	Mouse, Pacific pocket	<i>Perognathus longimembris pacificus</i>	E			0
4	A	Mouse, Perdido Key beach	<i>Peromyscus polionotus trissyllepsis</i>	E			0
1	A	Mouse, salt marsh harvest	<i>Reithrodontomys raviventris</i>	E			0

Bureau of Land Management - FY1997 Endangered and Threatened Species Expenditures

4	A	Mouse, southeastern beach	<i>Peromyscus polionotus niveiventris</i>	T		0
2	A	Ocelot	<i>Felis pardalis</i>	E		0
1	A	Otter, southern sea	<i>Enhydra lutris nereis</i>	T		0
4	A	Panther, Florida	<i>Felis concolor coryi</i>	E		0
6	A	Prairie dog, Utah	<i>Cynomys parvidens</i>	T	120	120
2	A	Pronghorn, Sonoran	<i>Antilocapra americana sonoriensis</i>	E	11.5	11.5
4	A	Rabbit, Lower Keys	<i>Sylvilagus palustris hemeri</i>	E		0
4	A	Rice rat (=silver rice rat)	<i>Oryzomys palustris natator</i>	E		0
N	A	Sea-lion, Steller	<i>Eumetopias jubatus</i>	E, T		0
N	A	Seal, Caribbean monk	<i>Monachus tropicalis</i>	E		0
N	A	Seal, guadalupe fur	<i>Arctocephalus townsendi</i>	T		0
N	A	Seal, Hawaiian monk	<i>Monachus schauinslandi</i>	E		0
5	A	Shrew, Dismal Swamp southeastern	<i>Sorex longirostris fisheri</i>	T		0
4	A	Squirrel, Carolina northern flying	<i>Glaucomys sabrinus coloratus</i>	E		0
5	A	Squirrel, Delmarva Peninsula fox	<i>Sciurus niger cinereus</i>	E		0
2	A	Squirrel, Mount Graham red	<i>Tamiasciurus hudsonicus grahamensis</i>	E		0
5	A	Squirrel, Virginia northern flying	<i>Glaucomys sabrinus fuscus</i>	E		0
1	A	Vole, Amargosa	<i>Microtus californicus scirpensis</i>	E	500	500
4	A	Vole, Florida salt marsh	<i>Microtus pennsylvanicus dukecampbelli</i>	E		0
2	A	Vole, Hualapai Mexican	<i>Microtus mexicanus hualpaiensis</i>	E	5	5
N	A	Whale, blue	<i>Balaenoptera musculus</i>	E		0
N	A	Whale, bowhead	<i>Balaena mysticetus</i>	E		0
N	A	Whale, finback	<i>Balaenoptera physalus</i>	E		0
N	A	Whale, gray	<i>Eschrichtius robustus</i>	E		0
N	A	Whale, humpback	<i>Megaptera novaeangliae</i>	E		0
N	A	Whale, right	<i>Balaena glacialis (incl. australis)</i>	E		0
N	A	Whale, Sei	<i>Balaenoptera borealis</i>	E		0
N	A	Whale, sperm	<i>Physeter macrocephalus (=catodon)</i>	E		0
3	A	Wolf, gray	<i>Canis lupus</i>	E, T	32	32
4	A	Wolf, red	<i>Canis rufus</i>	E		0
4	A	Woodrat, Key Largo	<i>Neotoma floridana smalli</i>	E		0
4	B	Blackbird, yellow-shouldered	<i>Agelaius xanthomus</i>	E		0
2	B	Bobwhite, masked (quail)	<i>Colinus virginianus ridgwayi</i>	E		0
1	B	Broadbill, Guam	<i>Myiagra freycineti</i>	E		0
4	B	Caracara, Audubon's crested	<i>Polyborus plancus audubonii</i>	T		0
1	B	Condor, California	<i>Gymnogyps californianus</i>	E	14	14
1	B	Coot, Hawaiian (=alae-ke-oke-oke)	<i>Fulica americana alai</i>	E		0
4	B	Crane, Mississippi sandhill	<i>Grus canadensis pulla</i>	E		0
2	B	Crane, whooping	<i>Grus americana</i>	E	3	3
1	B	Creeper, Hawaii	<i>Oreomyza mana</i>	E		0
1	B	Creeper, Molokai (=kakawahie)	<i>Paroreomyza flammea</i>	E		0
1	B	Creeper, Oahu (=lauwahio)	<i>Paroreomyza maculata</i>	E		0
1	B	Crow, Hawaiian (=alala)	<i>Corvus hawaiiensis</i>	E		0
1	B	Crow, Mariana	<i>Corvus kubaryi</i>	E		0
7	B	Curlew, Eskimo	<i>Numenius borealis</i>	E		0

Bureau of Land Management - FY1997 Endangered and Threatened Species Expenditures

1	B	Duck, Hawaiian (=koloa)	Anas wyvilliana	E			0
1	B	Duck, Laysan	Anas laysanensis	E			0
3	B	Eagle, bald	Haliaeetus leucocephalus	T	319	827	1146
7	B	Eider, spectacled	Somateria fischeri	T	17		17
7	B	Eider, Steller's	Polysticta stelleri	T	11		11
1	B	Falcon, American peregrine	Falco peregrinus anatum	E	200.5		200.5
2	B	Falcon, northern aplomado	Falco femoralis septentrionalis	E	140		140
1	B	Finch, Laysan (honeycreeper)	Telespyza cantans	E			0
1	B	Finch, Nihoa (honeycreeper)	Telespyza ultima	E			0
2	B	Flycatcher, southwestern willow	Empidonax traillii extimus	E	241		241
1	B	Gnatcatcher, coastal California	Poliottila californica californica	T	15		15
7	B	Goose, Aleutian/Canada	Branta canadensis leucopareia	T	1		1
1	B	Goose, Hawaiian (=nene)	Nesochen sandvicensis	E			0
1	B	Hawk, Hawaiian (=io)	Buteo solitarius	E			0
4	B	Hawk, Puerto Rican broad-winged	Buteo platypterus brunnescens	E			0
4	B	Hawk, Puerto Rican sharp-shinned	Accipiter striatus venator	E			0
1	B	Honeycreeper, crested (=akohekohi)	Palmaria dolei	E			0
4	B	Jay, Florida scrub	Aphelocoma coerulescens coerulescens	T	6		6
1	B	Kingfisher, Guam Micronesian	Halcyon cinnamomina cinnamomina	E			0
4	B	Kite, Everglade snail	Rostrhamus sociabilis plumbeus	E			0
1	B	Mallard, Mariana	Anas oustaleti	E			0
1	B	Megapode, Micronesian (=La Perouse's)	Megapodius laeproise	E			0
1	B	Millerbird, Nihoa (old world warbler)	Acrocephalus familiaris kingi	E			0
1	B	Monarch, Tinian (old world flycatcher)	Monarcha takatsukasae	T			0
1	B	Moorhen, Hawaiian common	Gallinula chloropus sandvicensis	E			0
1	B	Moorhen, Mariana common	Gallinula chloropus guami	E			0
1	B	Murrelet, marbled	Brachyramphus marmoratus marmoratus	T	523.5		523.5
4	B	Nightjar, Puerto Rican	Caprimulgus noctitherus	E			0
1	B	Nukupu'u (honeycreeper)	Hemignathus lucidus	E			0
2	B	Owl, Mexican spotted	Strix occidentalis lucida	T	59		59
1	B	Owl, northern spotted	Strix occidentalis caurina	T	363.5	20	383.5
1	B	Railia (honeycreeper)	Toxoides bairdii	E			0
4	B	Parrot, Puerto Rican	Amazona vittata	E			0
1	B	Parrotbill, Maui (honeycreeper)	Pseudonestor xanthophrys	E			0
1	B	Pelican, brown	Pelecanus occidentalis	E	2		2
1	B	Petrel, Hawaiian dark-rumped	Pterodroma phaeopygia sandwichensis	E			0
4	B	Pigeon, Puerto Rican plain	Columba nomata weimorei	E			0
3	B	Plover, piping	Charadrius melodus	E, T	23		23
1	B	Plover, western snowy	Charadrius alexandrinus nivosus	T	40	60	100
1	B	Po'ouli (honeycreeper)	Melamprosops phaeosoma	E			0
2	B	Prairie-chicken, Attwater's greater	Tympanuchus cupido attwateri	E			0
2	B	Pygmy owl, cactus ferruginous	Glaucidium brasilianum cactorum	E	11.5		11.5
1	B	Rail, California clapper	Rallus longirostris obsoletus	E			0
1	B	Rail, Guam	Rallus owstoni	E			0
1	B	Rail, light-footed clapper	Rallus longirostris levipes	E			0

Bureau of Land Management - FY1997 Endangered and Threatened Species Expenditures

2	B	Rail, Yuma clapper	Rallus longirostris yumanensis	E	3	60	63
1	B	Shearwater, Newell's Townsend's (formerly Manx)	Puffinus auricularis newelli	T			0
1	B	Shrike, San Clemente loggerhead	Lanius ludovicianus mearnsi	E			0
4	B	Sparrow, Cape Sable seaside	Ammodramus maritimus mirabilis	E			0
4	B	Sparrow, Florida grasshopper	Ammodramus savannarum floridanus	E			0
1	B	Sparrow, San Clemente sage	Amphispiza belli clementeae	T			0
1	B	Suif. Hawaiian (=ae'o)	Himantopus mexicanus knudseni	E			0
4	B	Stork, wood	Mycteria americana	E			0
1	B	Swiftlet, Mariana gray (=vanikoro)	Aerodramus vanikorensis bartschi	E			0
1	B	Tern, California least	Sterna antillarum browni	E			0
3	B	Tern, least	Sterna antillarum	E	31		31
5	B	Tern, roseate	Sterna dougalli dougalli	E			0
1	B	Thrush, large Kauai	Myadestes myadestinus	E			0
1	B	Thrush, Molokai (=oloma'o)	Myadestes lanaiensis rutha	E			0
1	B	Thrush, small Kauai (=puaiohi)	Myadestes palmeri	E			0
2	B	Towhee, Inyo California (=brown)	Pipilo crissalis eremophilus	T	3.5		3.5
2	B	Vireo black-capped	Vireo altricapillus	E			0
1	B	Vireo, least Bell's	Vireo bellii pusillus	E	5	500	505
4	B	Warbler, Bachman's	Vermivora bachmanii	E			0
2	B	Warbler, golden-cheeked	Dendroica chrysoparia	E			0
3	B	Warbler, Kirtland's	Dendroica kirtlandii	E			0
1	B	Warbler, nighthawk-like	Acrocephalus luscina	E			0
1	B	White-eye, bridled	Zosterops conspicillatus conspicillatus	E			0
4	B	Woodpecker, ivory-billed	Campephilus principalis	E			0
4	B	Woodpecker, red-cockaded	Picoides borealis	E	2		2
1	B	'Akepa, Hawaii (honeycreeper)	Loxops coccineus coccineus	E			0
1	B	'Akepa, Maui (honeycreeper)	Loxops coccineus ochraceus	E			0
1	B	'Akialoa, Kauai (honeycreeper)	Hemignathus procerus	E			0
1	B	'Akiapola'au (honeycreeper)	Hemignathus munroi	E			0
1	B	'O'o, Kauai (= 'o'o 'a'a) (honeyeater)	Moho braccatus	E			0
1	B	'O'u (honeycreeper)	Psittirostra psittacea	E			0
4	C	Anole, Culebra Island giant	Anolis roosevelti	E			0
4	C	Boa, Mona	Epicrates monensis monensis	T			0
4	C	Boa, Puerto Rican	Epicrates inornatus	E			0
4	C	Boa, Virgin Islands tree	Epicrates monensis granti	E			0
4	C	Crocodile, American	Crocodylus acutus	E			0
1	C	Gecko, Monito	Sphaerodactylus microphacus	E			0
4	C	Iguana, Mona ground	Cyclura stejnegeri	T			0
1	C	Lizard, blunt-nosed leopard	Gambelia silus	E	20		20
1	C	Lizard, Coachella Valley fringe-toed	Uma inornata	T	7		7
1	C	Lizard, Island night	Xantusia riversiana	T			0
4	C	Lizard, St. Croix ground	Ameiva polops	E			0
2	C	Rattlesnake, New Mexican ridge-nosed	Crotalus willardi obscurus	T	0.5		0.5
4	C	Skink, bluetail mole	Eumeces egregius lividus	T			0
4	C	Skink, sand	Neoseps reynoldsi	T			0

Bureau of Land Management - FY1997 Endangered and Threatened Species Expenditures

4	C	Snake, Atlantic salt marsh	<i>Nerodia clarkii taeniata</i>	T		0
2	C	Snake, Concho water	<i>Nerodia paucimaculata</i>	T		0
3	C	Snake, copperbelly water (northern pop.)	<i>Nerodia erythrogaster neglecta</i>	T		0
4	C	Snake, eastern indigo	<i>Drymarchon corais couperi</i>	T		0
1	C	Snake, giant garter	<i>Thamnophis gigas</i>	T		0
1	C	Snake, San Francisco garter	<i>Thamnophis sirtalis tetrataenia</i>	E		0
1	C	Tortoise, desert	<i>Gopherus agassizii</i>	T	968	6600
4	C	Tortoise, gopher	<i>Gopherus polyphemus</i>	T		0
4	C	Turtle, Alabama redbelly (=red-bellied)	<i>Pseudemys alabamensis</i>	E		0
4	C	Turtle, flattened musk	<i>Sternotherus depressus</i>	T		0
2	C	Turtle, green sea	<i>Chelonia mydas</i>	E, T		0
2	C	Turtle, hawksbill sea (=carey)	<i>Eretmochelys imbricata</i>	E		0
2	C	Turtle, Kemp's ridley sea	<i>Lepidochelys kempii</i>	E		0
2	C	Turtle, leatherback sea	<i>Dermochelys coriacea</i>	E		0
2	C	Turtle, loggerhead sea	<i>Caretta caretta</i>	T		0
2	C	Turtle, olive ridley sea	<i>Lepidochelys olivacea</i>	E, T		0
2	C	Turtle, Rivmouthe redbelly (=red-bellied)	<i>Pseudemys rubriventris bangsi</i>	E		0
4	C	Turtle, ringed map (=sawback)	<i>Graptemys oculifera</i>	T		0
4	C	Turtle, yellow-blotched map (=sawback)	<i>Graptemys flavimaculata</i>	T		0
4	D	Coqui, golden	<i>Eleutherodactylus jasperi</i>	T		0
1	D	Frog, California red-legged	<i>Rana aurora draytonii</i>	T	2	2
4	D	Gilaon	<i>Eleutherodactylus cooki</i>	T		0
2	D	Salamander, Barton Springs	<i>Eurycea sosorum</i>	E		0
5	D	Salamander, Cheat Mountain	<i>Plethodon nettingi</i>	T		0
1	D	Salamander, desert slender	<i>Batrachoseps aridus</i>	E		0
4	D	Salamander, Red Hills	<i>Phaeognathus hubrichti</i>	T		0
2	D	Salamander, San Marcos	<i>Eurycea nana</i>	T		0
1	D	Salamander, Santa Cruz long-toed	<i>Ambystoma macrodactylum croceum</i>	E		0
5	D	Salamander, Shenandoah	<i>Plethodon shenandoah</i>	E		0
2	D	Salamander, Sonoran tiger	<i>Ambystoma tigrinum stebbinsi</i>	E		0
2	D	Salamander, Texas blind	<i>Typhlomolge rathbuni</i>	E		0
1	D	Toad, Arroyo southwestern	<i>Bufo microscaphus californicus</i>	E		0
2	D	Toad, Houston	<i>Bufo houstonensis</i>	E		0
4	D	Toad, Puerto Rican crested	<i>Peltophryne lemur</i>	T		0
6	D	Toad, Wyoming	<i>Bufo hemiophrys baxteri</i>	E	1	1
2	E	Catfish, Yaqui	<i>Ictalurus pricei</i>	T		0
4	E	Cavefish, Alabama	<i>Speoplatyrhinus oulsoni</i>	E		0
4	E	Cavefish, Ozark	<i>Amblyopsis rosae</i>	T		0
6	E	Chub, bonytail	<i>Gila elegans</i>	E	10.7	10.7
1	E	Chub, Borax Lake	<i>Gila boraxobius</i>	E	3.5	3.5
2	E	Chub, Chihuahua	<i>Gila nigrescens</i>	T		0
6	E	Chub, humpback	<i>Gila cypha</i>	E	6	6
1	E	Chub, Hutton tui	<i>Gila bicolor ssp.</i>	T	0.5	0.5
1	E	Chub, Mohave tui	<i>Gila bicolor mohavensis</i>	E		0
1	E	Chub, Oregon	<i>Oregonichthys crameri</i>	E	1	1

Bureau of Land Management - FY1997 Endangered and Threatened Species Expenditures

1	E	Chub, Owens tui	Gila bicolor snyderi	E	0.8	0.8
1	E	Chub, Pahranaqat roundtail (=bonytail)	Gila robusta jordanii	E	1.5	1.5
4	E	Chub, slender	Erimystax cahni	T		0
2	E	Chub, Sonora	Gila ditaenia	T		0
4	E	Chub, spotfin (=turquoise shiner)	Cyprinella monacha	T		0
6	E	Chub, Virgin River	Gila robusta semidnuda	E	36	36
2	E	Chub, Yaquina	Gila purpurea	E		0
1	E	Cui-ui	Chasmistes cujus	E		0
1	E	Dace, Ash Meadows speckled	Rhinichthys osculus nevadensis	E	1.6	1.6
4	E	Dace, blackside	Phoxinus cumberlandensis	T		0
1	E	Dace, Clover Valley speckled	Rhinichthys osculus oligoporus	E		0
1	E	Dace, Idasen	Rhinichthys acro	T	30.5	30.5
1	E	Dace, Foskett speckled	Rhinichthys osculus ssp.	T	2	2
1	E	Dace, Independence Valley speckled	Rhinichthys osculus lethoporus	E		0
6	E	Dace, Kendall Warm Springs	Rhinichthys osculus thermalis	E		0
1	E	Dace, Moapa	Moapa coriacea	E	3	3
4	E	Darter, amber	Percina antesella	E		0
4	E	Darter, bayou	Etheostoma rubrum	T		0
4	E	Darter, bluemask (=jewel)	Etheostoma (Doration) sp.	E		0
4	E	Darter, boulder (=Elk River)	Etheostoma wapiti	E		0
4	E	Darter, Cherokee	Etheostoma (Ulocentra) sp.	T		0
4	E	Darter, duskytail	Etheostoma (Calanotus) sp.	E		0
4	E	Darter, Etowah	Etheostoma etowahae	E		0
2	E	Darter, fountain	Etheostoma fonticola	E		0
4	E	Darter, goldline	Percina aurolineata	T		0
2	E	Darter, leopard	Percina pantherina	T		0
5	E	Darter, Maryland	Etheostoma sellare	E		0
3	E	Darter, Niangua	Etheostoma nianguae	T		0
4	E	Darter, Okaloosa	Etheostoma okaloosae	E		0
4	E	Darter, relict	Etheostoma chienense	E		0
4	E	Darter, slackwater	Etheostoma boschungii	T		0
4	E	Darter, shail	Percina tanasi	T		0
4	E	Darter, watercress	Etheostoma nuchale	E		0
2	E	Gambusia, Big Bend	Gambusia gaigei	E		0
2	E	Gambusia, Clear Creek	Gambusia heterochir	E		0
2	E	Gambusia, Pecos	Gambusia nobilis	E		0
2	E	Gambusia, San Marcos	Gambusia georgei	E		0
1	E	Goby, tidewater	Eucyclogobius newberryi	E		0
4	E	Logperch, Conasauga	Percina jenkinsi	E		0
5	E	Logperch, Roanoke	Percina rex	E		0
6	E	Madtom, Neosho	Noturus placidus	T		0
4	E	Madtom, pygmy	Noturus stanaulti	E		0
3	E	Madtom, Scioto	Noturus trautmani	E		0
4	E	Madtom, Smoky	Noturus baileyi	E		0
4	E	Madtom, yellowfin	Noturus flavipinnis	T		0

Bureau of Land Management - FY1997 Endangered and Threatened Species Expenditures

2	E	Minnow, loach	Rhinichthys cobitis	T	8.5		8.5
2	E	Minnow, Rio Grande silvery	Hybognathus amarus	E	2		2
1	E	Poolfish, Pahump	Empetrichthys latos	E	1		1
1	E	Pupfish, Ash Meadows Amargosa	Cyprinodon nevadensis mionectes	E	1.6		1.6
2	E	Pupfish, Comanche Springs	Cyprinodon elegans	E			0
2	E	Pupfish, desert	Cyprinodon macularius	E	15		15
1	E	Pupfish, Devils Hole	Cyprinodon diabolis	E	0		0
2	E	Pupfish, Leon Springs	Cyprinodon bovinus	E			0
1	E	Pupfish, Owens	Cyprinodon radiosus	E	1.2		1.2
1	E	Pupfish, Warm Springs	Cyprinodon nevadensis pectoralis	E	1.6		1.6
N	E	Salmon, chinook, Sacramento R. winter run	Oncorhynchus tshawytscha	T			0
N	E	Salmon, chinook, Snake R. fall run	Oncorhynchus tshawytscha	T	22		22
N	E	Salmon, chinook, Snake R. spring/summer run	Oncorhynchus tshawytscha	T	56		56
N	E	Salmon, coho	Oncorhynchus (=Salmo) kisutch	T	727		727
N	E	Salmon, sockeye (=red, =blueback), Snake R.	Oncorhynchus nerka	E	11		11
4	E	Sculpin, pygmy	Cottus pygmaeus	T			0
2	E	Shiner, beautiful	Cyprinella formosa	T	0		0
4	E	Shiner, blue	Cyprinella caerulea	T			0
4	E	Shiner, Cahaba	Notropis cahabae	E			0
4	E	Shiner, Cape Fear	Notropis mekistocholas	E			0
4	E	Shiner, Palezone	Notropis sp.	E			0
2	E	Shiner, Pecos bluntnose	Notropis simus pecosensis	T	0		0
4	E	Silverside, Waccamaw	Menidia extensa	T			0
1	E	Smelt, delta	Hypomesus transpacificus	T			0
2	E	Spikedace	Meda fulgida	T	6.5		6.5
1	E	Spinedace, Big Spring	Lepidomeda mollispinis pratensis	T	0.5		0.5
2	E	Spinedace, Little Colorado	Lepidomeda vittata	T	0		0
1	E	Spinedace, White River	Lepidomeda albivallis	E	0.5		0.5
1	E	Springfish, Hiko White River	Crenichthys baileyi grandis	E	0.7		0.7
1	E	Springfish, Railroad Valley	Crenichthys nevadae	T	16.5		16.5
1	E	Springfish, White River	Crenichthys baileyi baileyi	E	15		15
6	E	Squawfish, Colorado	Ptychocheilus lucius	E	0		0
1	E	Stickleback, unarmored threespine	Gasterosteus aculeatus williamsoni	E			0
4	E	Sturgeon, Gulf	Acipenser oxyrinchus desotoi	T			0
6	E	Sturgeon, pallid	Scaphirhynchus albus	E			0
N	E	Sturgeon, shortnose	Acipenser brevirostrum	E			0
1	E	Sturgeon, White (Kootenai River pop.)	Acipenser transmontanus	E	2		2
6	E	Sucker, June	Chasmistes liorus	E			0
1	E	Sucker, Lost River	Deltistes luxatus	E	33	29	62
1	E	Sucker, Modoc	Catostomus microps	E			0
6	E	Sucker, razorback	Xyrauchen texanus	E	48		48
1	E	Sucker, shortnose	Chasmistes brevirostris	E	33	29	62
1	E	Sucker, Warner	Catostomus warnerensis	T	105		105
2	E	Topminnow, Gila (incl. Yaqui)	Poeciliopsis occidentalis	E	22.5		22.5
2	E	Trout, Apache (=Arizona)	Oncorhynchus apache	T			0

5000
227 CA or

Bureau of Land Management - FY1997 Endangered and Threatened Species Expenditures

2	E	Trout, Gila	Oncorhynchus gilae	E	2	2
6	E	Trout, greenback cutthroat	Oncorhynchus clarki stomias	T	10	0
1	E	Trout, Lahontan cutthroat	Oncorhynchus clarki henshawi	T	350	350
1	E	Trout, Little Kern golden	Oncorhynchus aguabonita whitei	T		0
1	E	Trout, Paiute cutthroat	Oncorhynchus clarki seleniris	T		0
N	E	Trout, Umpqua River cutthroat	Oncorhynchus clarki clarki	E	749.5	749.5
6	E	Woundfin	Plagopterus argenussimus	F	32	32
4	F	Acornshell, southern	Epioblasma othcaloogensis	E		0
4	F	Bean, purple (=Fine-rayed purple pearly mussel)	Villosa perpurpurea	E		0
5	F	Clubshell	Pleurobema clava	E		0
4	F	Clubshell, black (=Curtus' mussel)	Pleurobema curtum	E		0
4	F	Clubshell, ovate	Pleurobema perovatum	F		0
4	F	Clubshell, southern	Pleurobema decisum	E		0
4	F	Combshell, Cumberlandian	Epioblasma brevidens	E		0
4	F	Combshell, southern (=penitent mussel)	Epioblasma penita	E		0
4	F	Combshell, upland	Epioblasma metastriata	E		0
4	F	Elktoe, Appalachian	Alasmidonta rayanellana	E		0
4	F	Elktoe, Cumberland	Alasmidonta atropurpurea	E		0
4	F	Fanshell	Cyrogenia stegaria	E		0
4	F	Fatmucket, Arkansas	Lampsilis powelli	T		0
4	F	Heelsplitter, Carolina	Lasmigona decorata	E		0
4	F	Heelsplitter, inflated	Potamilus inflatus	T		0
4	F	Kidneyshell, triangular	Ptychobranchus greeni	E		0
4	F	Lampmussel, Alabama (=Pearly mussel, Alabama)	Lampsilis virescens	E		0
4	F	Moccasinshell, Alabama	Medionidus acutissimus	T		0
4	F	Moccasinshell, Coosa	Medionidus parvulus	E		0
4	F	Mucket, orange-nacre	Lampsilis perovalls	T		0
5	F	Mussel, dwarf wedge	Alasmidonta heterodon	E		0
4	F	Mussel, oyster	Epioblasma capsaeformis	E		0
4	F	Mussel, ring pink (=golf stick pearly)	Obovaria retusa	E		0
3	F	Mussel, winged mapleleaf	Quadrula fragosa	E		0
4	F	Pearlshell, Louisiana	Margaritifera hembellii	T		0
4	F	Pearlymussel, Appalachian monkeyface	Quadrula sparsa	E		0
4	F	Pearlymussel, birdwing	Conradilla caelata	E		0
4	F	Pearlymussel, cracking	Hemistena lata	E		0
4	F	Pearlymussel, Cumberland bean	Villosa trabalis	E		0
4	F	Pearlymussel, Cumberland monkeyface	Quadrula intermedia	E		0
3	F	Pearlymussel, Curtis'	Epioblasma florentina curtisi	E		0
4	F	Pearlymussel, dromedary	Dromus dromas	E		0
4	F	Pearlymussel, green-blossom	Epioblasma torulosa gubernaculum	E		0
3	F	Pearlymussel, Higgins' eye	Lampsilis higginsii	E		0
4	F	Pearlymussel, little-wing	Pegias fabula	F		0
4	F	Pearlymussel, orange-foot pimpleback	Plethobasus cooperianus	E		0
4	F	Pearlymussel, pale lilliput	Toxolasma cylindrellus	E		0
4	F	Pearlymussel, pink mucket	Lampsilis abrupta	E		0

Bureau of Land Management - FY1997 Endangered and Threatened Species Expenditures

4	F	Pearlymussel, purple cat's paw	Epioblasma obliquata obliquata	E		0
4	F	Pearlymussel, tubercled-blossom	Epioblasma torulosa torulosa	E		0
4	F	Pearlymussel, turgid-blossom	Epioblasma turgidula	E		0
3	F	Pearlymussel, white cat's paw	Epioblasma obliquata perobliqua	E		0
4	F	Pearlymussel, white wartyback	Plethobasus cicatricosus	E		0
4	F	Pearlymussel, yellow-blossom	Epioblasma florentina florentina	E		0
4	F	Pigtoe, Cumberland (=Cumberland pigtoe mussel)	Pleurobema gibberum	E		0
4	F	Pigtoe, dark	Pleurobema furvum	E		0
4	F	Pigtoe, fine-rayed	Fusconaia cuneolus	E		0
4	F	Pigtoe, flat (=Marshall's mussel)	Pleurobema marshalli	E		0
4	F	Pigtoe, heavy (=Judge Tait's mussel)	Pleurobema taitianum	E		0
4	F	Pigtoe, rough	Pleurobema plenum	E		0
4	F	Pigtoe, shiny	Fusconaia cor	E		0
4	F	Pigtoe, southern	Pleurobema georgianum	E		0
4	F	Pocketbook, fat	Potamilus capax	E		0
4	F	Pocketbook, fine-lined	Lampsilis altilis	T		0
4	F	Pocketbook, speckled	Lampsilis streckeri	E		0
4	F	Rabbitsfoot, rough	Quadrula cylindrica strigillata	E		0
5	F	Riffleshell, northern	Epioblasma torulosa rangiana	E		0
4	F	Riffleshell, tan	Epioblasma walkeri	E		0
2	F	Rock-pocketbook, Ouachita (=Wheeler's pearly)	Arkansia wheeleri	E		0
5	F	Spiny mussel, James River (=Vermilion)	Pleurobema collina	E		0
4	F	Spiny mussel, Tar River	Elliptio steinstansana	E		0
4	F	Stirrupshell	Quadrula stapes	E		0
6	G	Ambersnail, Kanab	Oxyloma haydeni kanabensis	E	1	1
1	G	Limpet, Banbury Springs	Lanx sp.	E		0
4	G	Marstonia (snail), royal (=obese)	Pyrgulopsis ogmoraphe	E		0
4	G	Riversnail, Anthony's	Athearnia anthonyi	E		0
4	G	Shagreen, Magazine Mountain	Mesodon magazinensis	T		0
1	G	Snail, Bliss Rapids	Taylorconcha serpenticola	T	1	1
5	G	Snail, Chittenango ovate amber	Succinea chittenangoensis	T		0
5	G	Snail, flat-spined three-toothed	Tridopsis platysavoides	T		0
3	G	Snail, Iowa Pleistocene	Discus macclintocki	E		0
1	G	Snail, Morro shoulderband (=Banded dune)	Helminthoglypta walkeriana	E		0
4	G	Snail, noonday	Mesodon clarki nantahala	T		0
4	G	Snail, painted snake coiled forest	Anguispira picta	T		0
1	G	Snail, Snake River physa	Physa naticina	E		0
4	G	Snail, Stock Island tree	Orthalicus reses	T		0
4	G	Snail, tulotoma (=Alabama live-bearing)	Tulotoma magnifica	E		0
1	G	Snail, Utah valvata	Valvata utahensis	E	1	1
5	G	Snail, Virginia fringed mountain	Polygyriscus virginianus	E		0
1	G	Snails, Oahu tree	Achatinella spp. (all species)	E		0
2	G	Springsnail, Alamosa	Tryonia alamosae	E	2	2
1	G	Springsnail, Bruneau Hot	Pyrgulopsis bruneauensis	E	9	9
1	G	Springsnail, Idaho	Fontelicella idahoensis	E	1	1

Bureau of Land Management - FY1997 Endangered and Threatened Species Expenditures

2	G	Springsnail, Socorro	Pyrgulopsis neomexicana	E	2	2
5	I	Beetle, American burying (=giant carrion)	Nicrophorus americanus	E	3	3
2	I	Beetle, Coffin Cave mold	Batrisodes texanus	E		0
1	I	Beetle, delta green ground	Elaphrus viridis	T		0
3	I	Beetle, Hungerford's crawling water	Brychius hungerfordi	E		0
2	I	Beetle, Kretschmarr Cave mold	Texamaurops reddelli	E		0
1	I	Beetle, Mount Hermon June	Polyphyla barbata	E		0
5	I	Beetle, northeastern beach tiger	Cicindela dorsalis dorsalis	T		0
5	I	Beetle, Puritan tiger	Cicindela puritana	T		0
2	I	Beetle, Tooth Cave ground	Rhadine persephone	E		0
1	I	Beetle, valley elderberry longhorn	Desmocerus californicus dimorphus	T		0
1	I	Butterfly, bay checkerspot	Euphydryas editha bayensis	T		0
1	I	Butterfly, El Segundo blue	Euphilotes battoides allyni	E		0
3	I	Butterfly, Karner blue	Lycaeides melissa samuelis	E		0
1	I	Butterfly, Lange's metalmark	Apodemia mormo langei	E		0
1	I	Butterfly, lotis blue	Lycaeides argyrognomon lotis	E		0
1	I	Butterfly, mission blue	Icancia carolides missionensis	E		0
3	I	Butterfly, Mitchell's satyr	Neonympha mitchellii mitchellii	E		0
1	I	Butterfly, Myrtle's silverspot	Speyeria zerene myrteae	E		0
1	I	Butterfly, Oregon silverspot	Speyeria zerene hippolyta	T		0
1	I	Butterfly, Palos Verdes blue	Glaucopsyche lygdamus palosverdesensis	E		0
1	I	Butterfly, Quino checkerspot	Euphydryas editha quino (=E. e. wrighti)	E		0
4	I	Butterfly, Saint Francis' satyr	Neonympha mitchellii francisci	E		0
1	I	Butterfly, San Bruno elfin	Callophrys mossii bayensis	E		0
4	I	Butterfly, Schaus swallowtail	Heraclides aristodemus ponceanus	E		0
1	I	Butterfly, Smith's blue	Euphilotes enoptes smithi	E		0
6	I	Butterfly, Uncompahgre millary	Boloria acrocnema	E	40	40
3	I	Dragonfly, Hine's (=Ohio) emerald	Somatochlora hineana	E		0
1	I	Fly, Delhi Sands flower-loving	Rhaphiomidas terminatus abdominalis	E		0
1	I	Grasshopper, Zayante band-winged	Trimerotropis infantilis	E		0
1	I	Moth, Kern primrose sphinx	Euproserpinus euterpe	T		0
1	I	Nauconid, Ash Meadows	Ambrysus amargosus	T		0
1	I	Skipper, Laguna Mountains	Pyrgus ruralis lagunae	E		0
6	I	Skipper, Pawnee montane	Hesperia leonardus montana	T	1	1
2	J	Harvestman, Bee Creek Cave	Texella reddelli	E		0
2	J	Harvestman, Bone Cave	Texella reyesi	E		0
2	J	Pseudoscorpion, Tooth Cave	Microcreagnis texana	E		0
4	J	Spider, spruce-fir moss	Microhexura montivaga	E		0
2	J	Spider, Tooth Cave	Leptoneta myopica	E		0
5	K	Amphipod, Hay's Spring	Stygobromus hayi	E		0
4	K	Crayfish, cave [no common name]	Cambarus aculabrum	E		0
1	K	Crayfish, cave [no common name]	Cambarus zophonastes	E		0
4	K	Crayfish, Nashville	Orconectes shoupi	E		0
1	K	Crayfish, Shasta (=placid)	Pacifastacus fortis	E		0
1	K	Fairy shrimp, Conservancy	Branchinecta conservatio	E		0

Bureau of Land Management - FY1997 Endangered and Threatened Species Expenditures

1	K	Fairy shrimp, longhorn	Branchinecta longiantenna	E	2	2
1	K	Fairy shrimp, riverside	Streptocephalus woottoni	E		0
1	K	Fairy shrimp, San Diego	Branchinecta sandiegoensis	E		0
1	K	Fairy shrimp, vernal pool	Branchinecta lynchi	T	2	2
5	K	Isopod, Lee County cave	Lirceus usdagalun	E		0
5	K	Isopod, Madison Cave	Antrolana lira	T		0
2	K	Isopod, Socorro	Thermosphaeroma thermophilus	E		0
4	K	Shrimp, Alabama cave	Palaemonias alabamiae	E		0
1	K	Shrimp, California freshwater	Syncaris pacifica	E		0
4	K	Shrimp, Kentucky cave	Palaemonias ganteri	E		0
4	K	Shrimp, Squirrel Chimney Cave (=Florida cave)	Palaemonetes cummingi	T		0
1	K	Tadpole shrimp, vernal pool	Lepidurus packardii	E		0
1	Q	Abutilon eremitopetalum (=Sci name)	Abutilon eremitopetalum	E		0
1	Q	Abutilon sandwicense (=Sci name)	Abutilon sandwicense	E		0
1	Q	Achyranthes mutica (=Sci. name)	Achyranthes mutica	E		0
2	Q	Agave, Arizona	Agave arizonica	E		0
1	Q	Alani	Melicope ascendens	E		0
1	Q	Alani	Melicope balloui	E		0
1	Q	Alani	Melicope haupuensis	E		0
1	Q	Alani	Melicope knudsenii	E		0
1	Q	Alani	Melicope lydgatei	E		0
1	Q	Alani	Melicope mucronulata	E		0
1	Q	Alani	Melicope ovalis	E		0
1	Q	Alani	Melicope pallida	E		0
1	Q	Alani	Melicope quadrangularis	E		0
1	Q	Alani	Melicope reflexa	E		0
1	Q	Alani	Melicope saint-johnii	E		0
1	Q	Alani	Melicope zahlbruckneri	E		0
1	Q	Alsinidendron obovatum (=Sci name)	Alsinidendron obovatum	E		0
1	Q	Alsinidendron trinerve (=Sci name)	Alsinidendron trinerve	E		0
1	Q	Alsinidendron viscosum (=Sci. name)	Alsinidendron viscosum	E		0
4	Q	Amaranth, seabeach	Amaranthus pumilus	T		0
1	Q	Amaranthus brownii (=Sci. name)	Amaranthus brownii	E		0
2	Q	Ambrosia, south Texas	Ambrosia cheiranthifolia	E		0
4	Q	Amphianthus, little	Amphianthus pusillus	T		0
4	Q	Aristida chaseae (=Sci name)	Aristida chaseae	E		0
4	Q	Arrowhead, punched	Sagittaria fasciculata	E		0
3	Q	Aster, decurrent false	Boltonia decurrens	T		0
4	Q	Aster, Florida golden	Chrysopsis floridana	E		0
4	Q	Aster, Ruth's golden	Pityopsis ruthii	E		0
4	Q	Auerodendron pauciflorum (=Sci name)	Auerodendron pauciflorum	E		0
1	Q	Aupaka	Isodendron hosakae	E		0
1	Q	Aupaka	Isodendron laurifolium	E		0
1	Q	Aupaka	Isodendron longifolium	T		0
4	Q	Avens, spreading	Geum radiatum	E		0

Bureau of Land Management - FY1997 Endangered and Threatened Species Expenditures

2	Q	Ayenia, Texas	Ayenia limitaris	E		0
1	Q	A'e	Zanthoxylum dipetalum var. tomentosum	E		0
1	Q	A'e	Zanthoxylum hawaiiense	E		0
1	Q	Baccharis, Encinitis	Baccharis vanessae	T		0
1	Q	Barberry, island	Berberis pinnata ssp. insularis	E		0
1	Q	Barberry, Truckee	Berberis sonnei	E		0
4	Q	Barlaco	Trichilla triacantha	E		0
5	Q	Beaked-rush, Knieskern's	Rhynchospora knieskernii	T		0
6	Q	Bear-poppy, dwarf	Arctomecon humilis	E	24	24
6	Q	Beardtongue, Penland	Penstemon penlandii	E		0
4	Q	Beargrass, Britton's	Nolina brittoniana	E		0
4	Q	Beauty, Harper's	Harperocallis flava	E		0
1	Q	Bedstraw, El Dorado	Galium californicum ssp. sierrae	E		0
1	Q	Bedstraw, island	Galium buxifolium	E		0
4	Q	Bellflower, Brooksville	Campanula robinsiae	E		0
1	Q	Bidens, cuneate	Bidens cuneata	E		0
5	Q	Birch, Virginia round-leaf	Betula uber	T		0
1	Q	Bird's beak, palmate-bracted	Cordylanthus palmatus	E		0
1	Q	Bird's-beak, Pennell's	Cordylanthus tenuis ssp. capillaris	E		0
1	Q	Bird's-beak, salt marsh	Cordylanthus maritimus ssp. maritimus	E		0
4	Q	Birds-in-a-nest, white	Macbridea alba	T		0
7	Q	Bittercress, small-anthered	Cardamine micranthera	E		0
6	Q	Bladderpod, Dudley Bluffs	Lesquerella congesta	T	4	4
6	Q	Bladderpod, kodachrome	Lesquerella tumulosa	E	16	16
4	Q	Bladderpod, lyrate	Lesquerella lyrata	T		0
3	Q	Bladderpod, Missouri	Lesquerella filiformis	E		0
4	Q	Bladderpod, San Bernardino Mountains	Lesquerella kingii ssp. bernardina	E		0
4	Q	Bladderpod, Spring Creek	Lesquerella perforata	E		0
2	Q	Bladderpod, white	Lesquerella pallida	E		0
1	Q	Blazingstar, Ash Meadows	Mentzelia leucophylla	T		0
4	Q	Blazingstar, Heller's	Liatris helleri	T		0
4	Q	Blazingstar, scrub	Liatris ohlingerae	E		0
2	Q	Blue-star, Kearney's	Amsonia kearneyana	E		0
1	Q	Bluegrass, Hawaiian	Poa sandvicensis	E		0
1	Q	Bluegrass, Mann's	Poa mannii	E		0
4	Q	Bluet, Roan Mountain	Hedyotis purpurea var. montana	E		0
1	Q	Bonamia menziesii (=Sci. name)	Bonamia menziesii	E		0
4	Q	Bonamia, Florida	Bonamia grandiflora	T		0
4	Q	Boxwood, Vahl's	Buxus vahlII	E		0
1	Q	Broom, San Clemente Island	Lotus dendroideus ssp. traskiae	E		0
1	Q	Buckwheat, cushionbury	Eriogonum ovalifolium var. vineum	E		0
4	Q	Buckwheat, scrub	Eriogonum longifolium var. gnaphalifolium	T		0
1	Q	Buckwheat, steamboat	Eriogonum ovalifolium var. williamsiae	E		0
5	Q	Bulrush, Northeastern (=barbed bristle)	Scirpus ancistrochaetus	E		0
3	Q	Bush-clover, prairie	Lespedeza leptostachya	T		0

Bureau of Land Management - FY1997 Endangered and Threatened Species Expenditures

1	Q	Bush-mallow, San Clemente Island	Malacothamnus clementinus	E		0
1	Q	Bush-mallow, Santa Cruz Island	Malacothamnus fasciculatus var. nesioticus	E		0
6	Q	Buttercup, autumn	Ranunculus acriformis var. aestivalis	E		0
1	Q	Butterweed, Layne's	Senecio layneae	T		0
4	Q	Butterwort, Godfrey's	Pinguicula ionantha	T	0.3	0.3
4	Q	Button, Mohr's Barbara	Marshallia mohrii	T		0
1	Q	Button-celery, San Diego	Eryngium aristulatum var. parishii	E		0
2	Q	Cactus, Arizona hedgehog	Echinocereus triglochidiatus var. arizonicus	E	4	4
1	Q	Cactus, Bakersfield	Opuntia treleasei	E		0
2	Q	Cactus, black lace	Echinocereus reichenbachii var. albertii	E		0
2	Q	Cactus, Brady pincushion	Pediocactus bradyi	E	7	7
2	Q	Cactus, bunched cory	Coryphantha ramulosa	T		0
2	Q	Cactus, Chisos Mtn. hedgehog	Echinocereus chisoensis var. chisoensis	T		0
2	Q	Cactus, Cochise pincushion	Coryphantha robbinsorum	T	5	5
4	Q	Cactus, Key tree	Pilosocereus robinii	E		0
2	Q	Cactus, Knowlton	Pediocactus knowltonii	E	4.5	4.5
2	Q	Cactus, Kuenzler hedgehog	Echinocereus fendleri var. kuenzleri	E	2	2
2	Q	Cactus, Lee pincushion	Coryphantha sneedii var. leei	T		0
2	Q	Cactus, Lloyd's hedgehog	Echinocereus lloydii	E		0
2	Q	Cactus, Lloyd's Mariposa	Echinomastus mariposensis	T		0
2	Q	Cactus, Mesa Verde	Sclerocactus mesae-verdae	T	5	5
2	Q	Cactus, Nellie cory	Escobaria minima	E		0
2	Q	Cactus, Nichol's Turk's head	Echinocactus horizontalonius var. nicholii	E		0
2	Q	Cactus, Peebles Navajo	Pediocactus peeblesianus var. peeblesianus	E	1	1
2	Q	Cactus, Pima pineapple	Coryphantha scheeri var. robustispina	E	0.5	0.5
6	Q	Cactus, San Rafael	Pediocactus despainii	E	14	14
2	Q	Cactus, Siler pincushion	Pediocactus silen	T	9	9
2	Q	Cactus, Sneed pincushion	Coryphantha sneedii var. sneedii	E	1	1
2	Q	Cactus, star	Astrophytum asterias	E		0
2	Q	Cactus, Tobusch fishhook	Ancistrocactus tobuschii	E		0
6	Q	Cactus, Unita Basin hookless	Sclerocactus glaucus	T	7	7
6	Q	Cactus, Wright fishhook	Sclerocactus wrightiae	E	16	16
4	Q	Calyptanthus thomasi (=Sci name)	Calyptanthus thomasi	E		0
4	Q	Campion, fringed	Silene polypetala	E		0
4	Q	Capa rosa	Callicarpa ampla	E		0
2	Q	Cat's-eye, Terlingua Creek	Cryptantha crassipes	E		0
1	Q	Ceanothus, coyote (=California lilac, Coyote)	Ceanothus ferrisae	E		0
1	Q	Ceanothus, Pine Hill	Ceanothus roderickii	E		0
1	Q	Centaury, spring-loving	Centaurium namophilum	T	1.6	1.6
1	Q	Chaff-flower, round-leaved	Achyranthes splendens var. rotundata	E		0
4	Q	Chaffseed, American	Schwalbea americana	E		0
4	Q	Chamaecrista glandulosa var. mirabilis (=Sci)	Chamaecrista glandulosa var. mirabilis	E		0
1	Q	Chamaesyce halemanui (=Sci name)	Chamaesyce halemanui	E		0
1	Q	Checker-mallow, Nelson's	Sidalcea nelsoniana	T	7.5	7.5
1	Q	Checker-mallow, pedate	Sidalcea pedata	E		0

Bureau of Land Management - FY1997 Endangered and Threatened Species Expenditures

4	Q	Chumbo, higo	Harrisia portoricensis	T		0
4	Q	Chupacallos (=Chupacallo)	Pleodendron macranthum	E		0
5	Q	Cinquefoil, Robbins'	Potentilla robbinsiana	E		0
1	Q	Clarkia, Pismo	Clarkia speciosa ssp. immaculata	E		0
1	Q	Clarkia, Presidio	Clarkia franciscana	E		0
2	Q	Cliff-rose, Arizona	Purshia subintegra	E	2	2
3	Q	Clover, running buffalo	Trifolium stoloniferum	E		0
4	Q	Coneflower, smooth	Echinacea laevigata	E		0
4	Q	Coneflower, Tennessee purple	Echinacea tennesseensis	E		0
4	Q	Cordia bellonis	Cordia bellonis	E		0
4	Q	Cranichis ricartii (=Sci name)	Cranichis ricartii	E		0
6	Q	Cress, load-flax	Schoenocrambe suffrutescens	E		0
1	Q	Crownbeard, big-leaved	Verbesina dissita	T		0
1	Q	Cyanea macrostegia ssp. gibsonii (=Sci name)	Cyanea macrostegia ssp. gibsonii	E		0
1	Q	Cyanea superba (=Sci name)	Cyanea superba	E		0
1	Q	Cyanea undulata (=Sci name)	Cyanea undulata	E		0
2	Q	Cycladenia, Jones	Cycladenia humilis var. jonesii	T		0
3	Q	Daisy, lakeside	Hymenoxys herbacea (=acaulis var. glabra^)	T		0
6	Q	Daisy, Maguire	Erigeron maguirei var. maguirei	E	1	1
1	Q	Daisy, Parish's	Erigeron parishii	T		0
4	Q	Daphnopsis hellerana (=Sci name)	Daphnopsis hellerana	E		0
2	Q	Dawn-flower, Texas prairie	Hymenoxys texana	E		0
1	Q	Delissea rhytidosperra (=Sci name)	Delissea rhytidosperra	E		0
1	Q	Delissea undulata (=Sci name)	Delissea undulata	E		0
2	Q	Dogweed, ashy	Thymophylla tephroleuca	E		0
4	Q	Dropwort, Canby's	Oxypolis canbyi	E		0
1	Q	Dubautia latifolia (=Sci name)	Dubautia latifolia	E		0
1	Q	Dubautia pauciflora (=Sci name)	Dubautia pauciflora	E		0
1	Q	Dudleya, Conejo	Dudleya abramsii ssp. parva	T		0
1	Q	Dudleya, Marcescent	Dudleya cymosa ssp. marcescens	T		0
1	Q	Dudleya, Santa Clara Valley	Dudleya setchellii	E		0
1	Q	Dudleya, Santa Cruz Island	Dudleya nesiotica	T		0
1	Q	Dudleya, Verity's	Dudleya verityi	T		0
1	Q	Dudleyea, Santa Monica Mountains	Dudleya cymosa ssp. ovatifolia	T		0
1	Q	Dwarf-flax, Marin	Hesperolinon congestum	T		0
4	Q	Erubia	Solanum drymophilum	E		0
4	Q	Eugenia woodburyana (=Sci name)	Eugenia woodburyana	E		0
1	Q	Evening-primrose, Antioch Dunes	Oenothera deltoides ssp. howellii	E		0
1	Q	Evening-primrose, Eureka Valley	Oenothera avita ssp. eurekaensis	E		0
1	Q	Evening-primrose, San Benito	Camissonia benitensis	T	12	12
1	Q	Fiddleneck, Large-flowered	Amsinckia grandiflora	E		0
1	Q	Flannelbush, Pine Hills	Fremontodendron californicum ssp. decumbens	E		0
2	Q	Fleabane, Rhizome	Erigeron rhizomatus	T		0
1	Q	Four-o'clock, MacFarlane's	Mirabilis macfarlanei	E	6	6
2	Q	Frankenia, Johnston's	Frankenia johnstonii	E		0

Bureau of Land Management - FY1997 Endangered and Threatened Species Expenditures

1	Q	Fringepod (=Iacepod), Santa Cruz Island	Thysanocarpus conchuliferus	E		0
1	Q	Gahnia lanaiensis (=Sci name)	Gahnia lanaiensis	E		0
1	Q	Gardenia, Hawaiian (na`u)	Gardenia brighamii	E		0
4	Q	Geocarpon minimum (=Sci name)	Geocarpon minimum	T		0
1	Q	Geranium, Hawaiian red-flowered	Geranium arboreum	E		0
5	Q	Gerardia, sandplain	Agalinis acuta	E		0
4	Q	Gesneria pauciflora (=Sci name)	Gesneria pauciflora	T		0
1	Q	Gilia, Hoffmann's slender-flowered	Gilia tenuiflora ssp. hoffmannii	E		0
1	Q	Gilia, Monterey	Gilia tenuiflora ssp. arenaria	E		0
4	Q	Goetzea, beautiful (matabuey)	Goetzea elegans	E		0
4	Q	Goldenrod, Blue Ridge	Solidago spithamea	T		0
3	Q	Goldenrod, Houghton's	Solidago houghtonii	T		0
4	Q	Goldenrod, Short's	Solidago shortii	E		0
4	Q	Goldenrod, white-haired	Solidago albopilosa	T		0
1	Q	Goldfields, Burke's	Lasthenia burkei	E		0
1	Q	Goldfields, Contra Costa	Lasthenia conjugens	E		0
4	Q	Gooseberry/Miccosukee (Florida)	Ribes echinellum	T		0
1	Q	Gouania hillebrandii (=Sci name)	Gouania hillebrandii	E		0
1	Q	Gouania meyenii (=Sci name)	Gouania meyenii	E		0
1	Q	Gouania vitifolia (=Sci name)	Gouania vitifolia	E		0
4	Q	Gourd, Okeechobee	Cucurbita okeechobeensis ssp. okeechobeensis	E		0
1	Q	Grass, California Orcutt	Orcuttia californica	E		0
1	Q	Grass, Colusa	Neostapfia colusana	T		0
1	Q	Grass, Eureka Dune	Swallenia alexandrae	E		0
1	Q	Grass, Solano	Tuctoria mucronata	E		0
4	Q	Grass, Tennessee yellow-eyed	Xyris tennesseensis	E		0
4	Q	Ground-plum, Guinria's	Asiragalus bibullatus	E		0
2	Q	Groundsel, San Francisco Peaks	Senecio franciscanus	T		0
1	Q	Gumplant, Ash Meadows	Grindelia fraxino-pratensis	T	1.6	1.6
1	Q	Haha	Cyanea (=Rollandia) humboldtiana	E		0
1	Q	Haha	Cyanea (=Rollandia) st-johnii	E		0
1	Q	Haha	Cyanea acuminata	E		0
1	Q	Haha	Cyanea asarifolia	E		0
1	Q	Haha	Cyanea copelandii ssp. copelandii	E		0
1	Q	Haha	Cyanea dunbarii	E		0
1	Q	Haha	Cyanea grimesiana ssp. obatae	E		0
1	Q	Haha	Cyanea grimesiana ssp. grimesiana	E		0
1	Q	Haha	Cyanea hamatiflora ssp. carlsonii	E		0
1	Q	Haha	Cyanea koolauensis	E		0
1	Q	Haha	Cyanea lobata	E		0
1	Q	Haha	Cyanea longiflora	E		0
1	Q	Haha	Cyanea mannii	E		0
1	Q	haha	Cyanea mceldowneyi	E		0
1	Q	Haha	Cyanea pinnatifida	E		0
1	Q	Haha	Cyanea platyphylla	E		0

Bureau of Land Management - FY1997 Endangered and Threatened Species Expenditures

1	Q	Haha	Cyanea procera	E	0
1	Q	Haha	Cyanea recta	T	0
1	Q	Haha	Cyanea remyi	E	0
1	Q	Haha	Cyanea shipmannii	E	0
1	Q	Haha	Cyanea stictophylla	E	0
1	Q	Haha	Cyanea truncata	E	0
1	Q	Haha pepe	Pleomele hawaiiensis	E	0
1	Q	Haplostachys haplostachya (=Sci name)	Haplostachys haplostachya	E	0
4	Q	Harebells, Avon Park	Crotalaria avonensis	E	0
5	Q	Harperella	Ptilimnium nodosum	E	0
1	Q	Hau kuahiwi	Hibiscadelphus giffardianus	E	0
1	Q	Hau kuahiwi	Hibiscadelphus woodii	E	0
1	Q	Hau kuahiwi, Hualalai	Hibiscadelphus hualalaeensis	E	0
1	Q	Ha'iwale	Cyrtandra crenata	E	0
1	Q	Ha'iwale	Cyrtandra dentata	E	0
1	Q	Ha'iwale	Cyrtandra giffardii	E	0
1	Q	Ha'iwale	Cyrtandra limahuliensis	T	0
1	Q	Ha'iwale	Cyrtandra munroi	E	0
1	Q	Ha'iwale	Cyrtandra polyantha	E	0
1	Q	Ha'iwale	Cyrtandra subumbellata	E	0
1	Q	Ha'iwale	Cyrtandra tintinnabula	E	0
1	Q	Ha'iwale	Cyrtandra viridiflora	E	0
4	Q	Heartleaf, dwarf-flowered	Hexastylis naniflora	T	0
4	Q	Heather, mountain golden	Hudsonia montana	T	0
1	Q	Heau	Exocarpos luteolus	E	0
1	Q	Hedyotis degeneri (=Sci name)	Hedyotis degeneri	E	0
1	Q	Hedyotis parvula (=Sci name)	Hedyotis parvula	E	0
1	Q	Hedyotis, Na Pali beach	Hedyotis st-johnii	E	0
1	Q	Hesperomannia arborescens (=Sci name)	Hesperomannia arborescens	E	0
1	Q	Hesperomannia arbuscula (=Sci name)	Hesperomannia arbuscula	E	0
1	Q	Hesperomannia lydgatei (=Sci name)	Hesperomannia lydgatei	E	0
1	Q	Hibiscus, Clay's	Hibiscus clayi	E	0
4	Q	Higuero de Sierra	Crescentia portoricensis	E	0
1	Q	Holei	Ochrosia kilaueaensis	E	0
4	Q	Holly, Cook's	Ilex cookii	E	0
6	Q	Howellia, water	Howellia aquatilis	T	3
4	Q	Hypericum, highlands scrub	Hypericum cumulicola	E	0
4	Q	Ilex sintensisii (=Sci name)	Ilex sintensisii	E	0
1	Q	Iliau, dwarf	Wilkesia hobdyi	E	0
1	Q	Indian paintbrush, San Clemente Island	Castilleja grisea	E	0
2	Q	Ipomopsis, Holy Ghost	Ipomopsis sancti-spiritus	E	0
3	Q	Iris, dwarf lake	Iris lacustris	T	0
4	Q	Irisette, white	Sisyrinchium dichotomum	E	0
1	Q	Ischaemum, Hilo	Ischaemum byrone	E	0
1	Q	Ivesia, Ash Meadows	Ivesia kingii var. eremica	T	1.6

Bureau of Land Management - FY1997 Endangered and Threatened Species Expenditures

4	Q	Jacquemontia, beach	Jacquemontia reclinata	E		0
1	Q	Jewelflower, California	Caulanthus californicus	E	15	15
1	Q	Jewelflower, Metcalf Canyon	Streptanthus albidus ssp. albidus	E		0
1	Q	Jewelflower, Tiburon	Streptanthus niger	E		0
5	Q	Joint-vetch, sensitive	Aeschynomene virginica	T		0
1	Q	Kamakahala	Labordia cyrtandrae	E		0
1	Q	Kamakahala	Labordia lydgatei	E		0
1	Q	Kamakahala	Labordia tinifolia var. wahiawaensis	E		0
1	Q	Kauai hau kuahiwi	Hibiscadelphus distans	E		0
1	Q	Kauila	Colubrina oppositifolia	E		0
1	Q	Kaulu	Pteralyxia kauaiensis	E		0
1	Q	Kio'ele	Hedyotis coriacea	E		0
1	Q	Kiponapona	Phyllostegia racemosa	E		0
1	Q	Kokio, Cooke's	Kokia cooki	E		0
1	Q	Koki'o (=hau-hele'ula or Hawaii tree cotton)	Kokia drynarioides	E		0
1	Q	Koki'o ke'oke'o	Hibiscus arnottianus ssp. immaculatus	E		0
1	Q	Koki'o ke'oke'o	Hibiscus waimaeae ssp. hanneriae	E		0
1	Q	Koki'o, Kaua'i	Kokia kauaiensis	E		0
1	Q	Kolea	Myrsine juddii	E		0
1	Q	Kolea	Myrsine linearifolia	T		0
1	Q	ko'oko'olau	Bidens micrantha ssp. kalealaha	E		0
1	Q	Ko'oko'olau	Bidens wiebeckii	E		0
1	Q	Ko'oloa'ula	Abutilon menziesii	E		0
1	Q	Kuahiwi, Iaukahi	Plantago hawaiiensis	E		0
1	Q	Kuahiwi, Iaukahi	Plantago princeps	E		0
1	Q	Kuawawaenuhu	Alsiniendron lychnoides	E		0
1	Q	Kula, Wahine noho	Isodendron pyrifolium	E		0
1	Q	Kulu'i	Nototrichium humile	E		0
2	Q	Ladies'-tresses, Canelo Hills (=Madrean)	Spiranthes delitescens	E	1	1
2	Q	Ladies'-tresses, Navasota	Spiranthes parksii	E		0
6	Q	Ladies'-tresses, Ute	Spiranthes diluvialis	T	62	62
1	Q	Laguna, Hyan	Senanthes nelsonii	E		0
1	Q	Larkspur, San Clemente Island	Delphinium variegatum ssp. kinkiense	E		0
1	Q	Lau'ehu	Panicum niuhauense	E		0
1	Q	Laulihilihi (=Ma'oli'oli)	Schiedea stellarioides	E		0
1	Q	Layia, beach	Layia carnosa	E		0
4	Q	Lead plant, Crenulate	Amorpha crenulata	E		0
4	Q	Leather flower, Alabama	Clematis socialis	E		0
4	Q	Leather flower, Morefield's	Clematis morefieldii	E		0
4	Q	Lepanthes eltoroensis (=Sci name)	Lepanthes eltoroensis	E		0
4	Q	Leptocereus grantianus (=Sci name)	Leptocereus grantianus	E		0
1	Q	Lessingia, San Francisco	Lessingia germanorum (=L. g. var. germanorum)	E		0
1	Q	Liliwai	Acaena exigua	E		0
3	Q	Lily, Minnesota trout	Erythronium propullans	E		0
1	Q	Lily, Western	Lilium occidentale	E		0

Bureau of Land Management - FY1997 Endangered and Threatened Species Expenditures

1	Q	Lipochaeta venosa (=Sci name)	Lipochaeta venosa	E		0
1	Q	Liveforever, Santa Barbara Island	Dudleya fraskiae	E		0
1	Q	Lobelia gaudichaudii ssp. koolauensis , (=Sci. name)	Lobelia gaudichaudii var. koolauensis	E		0
1	Q	Lobelia monostachya (=Sci. name)	Lobelia monostachya	E		0
1	Q	Lobelia niihauensis (=Sci name)	Lobelia niihauensis	E		0
1	Q	Lobelia oahuensis (=Sci name)	Lobelia oahuensis	E		0
3	Q	Locoweed, Fessett's	Oxytropis campestris var. chartacea	T		0
1	Q	Lomatium, Bradshaw's	Lomatium bradshawii	E	4	4
4	Q	Loosestrife, rough-leaved	Lysimachia asperulaefolia	E		0
1	Q	Loulu	Pritchardia affinis	E		0
1	Q	Loulu	Pritchardia kaalae	E		0
1	Q	Loulu	Pritchardia munroi	E		0
1	Q	Loulu	Pritchardia napaliensis	E		0
1	Q	Loulu	Pritchardia schattaueri	E		0
1	Q	Loulu	Pritchardia viscosa	E		0
5	Q	Lousewort, Furbish	Pedicularis furbishiae	E		0
1	Q	Love grass, Fosberg's	Eragrostis fosbergii	E		0
1	Q	Lupine, clover	Lupinus tidestromii	E		0
4	Q	Lupine, scrub	Lupinus aridorum	E		0
4	Q	Lyonia truncata var. proctorii (=Sci name)	Lyonia truncata var. proctorii	E		0
1	Q	Lysimachia filifolia (=Sci name)	Lysimachia filifolia	E		0
1	Q	Lysimachia lydgatei (=Sci name)	Lysimachia lydgatei	E		0
1	Q	Lysimachia maxima (=ternifolia) (=Sci. name)	Lysimachia maxima (=ternifolia)	E		0
1	Q	Mahoe	Alectryon macrococcus	E		0
1	Q	Makou	Peucedanum sandwicense	T		0
1	Q	Malacothrix, island	Malacothrix squalida	E		0
1	Q	Mallow, Kern	Eramalche kernensis	E	20	20
5	Q	Mallow, Peter's Mountain	Iliamna corei	E		0
1	Q	Malacothrix, Santa Cruz Island	Malacothrix indecora	E		0
4	Q	Manaca, palma de	Calyptronoma rivalis	T		0
2	Q	Manioc, Walker's	Manihot walkerae	E		0
1	Q	Manzanita, Del Mar (=Costa Baja, =Eastwood's)	Arctostaphylos glandulosa ssp. crassifolia	E		0
1	Q	Manzanita, Morro	Arctostaphylos morroensis	T		0
1	Q	Manzanita, Presido (=Raven's)	Arctostaphylos hookeri var. ravenii	E		0
1	Q	Manzanita, Santa Rosa Island	Arctostaphylos confertiflora	E		0
1	Q	Mapele	Cyrtandra cyaneoides	E		0
1	Q	Maniposa Lily, Tiburon	Calochortus tiburonensis	T		0
1	Q	Mariscus fauriei (=Sci name)	Mariscus fauriei	E		0
1	Q	Mariscus pennatifomis (=Sci name)	Mariscus pennatifomis	E		0
1	Q	Ma' aloa, Big Island	Neraudia ovata	E		0
1	Q	Ma' o hau hele (=biscus, native yellow)	Hibiscus brackenridgei	E		0
1	Q	Ma' oli' oli	Schiedea apokremnos	E		0
1	Q	Ma' oli' oli	Schiedea kealiae	E		0
1	Q	Meadowfoam, Butte County	Limnanthes floccosa ssp. californica	E		0
1	Q	Meadowfoam, Sebastopol	Limnanthes vinculans	E		0

Bureau of Land Management - FY1997 Endangered and Threatened Species Expenditures

4	Q	Meadowrue, Cooley's	Thalictrum cooleyi	E		0
1	Q	Mehamemehame	Flueggea neowawraea	E		0
1	Q	Mesa-mint, Otay	Pogogyne nudiuscula	E		0
1	Q	Mesa-mint, San Diego	Pogogyne abramsii	E		0
1	Q	Milk-vetch, Applegate's	Astragalus applegatei	E		0
1	Q	Milk-vetch, Ash meadows	Astragalus phoenix	T	1.6	1.6
1	Q	Milk-vetch, Braunton's	Astragalus brauntonii	E		0
1	Q	Milk-vetch, Cushenbury	Astragalus albens	E		0
6	Q	Milk-vetch, heliotrope	Astragalus montii	T		0
5	Q	Milk-vetch, Jesup's	Astragalus robbinsii var. jesupi	E		0
2	Q	Milk-vetch, Mancos	Astragalus humillimus	E	9	9
6	Q	Milk-vetch, Osterhout	Astragalus osterhoutii	E	5	5
2	Q	Milk-vetch, Sentry	Astragalus cremnophylax var. cremnophylax	E		0
4	Q	Milkpea, Small's	Galactia smallii	E		0
3	Q	Milkweed, Mead's	Asclepias meadii	T		0
6	Q	Milkweed, Welsh's	Asclepias welshii	T	38	38
4	Q	Mint, Garrett's (=scrub, in part)	Dicerandra christmanii	E		0
4	Q	Mint, Lakela's	Dicerandra immaculata	E		0
4	Q	Mint, longspurred	Dicerandra cornutissima	E		0
4	Q	Mint, scrub	Dicerandra frutescens	E		0
4	Q	Mitracarpus maxwelliae (=Sci name)	Mitracarpus maxwelliae	E		0
4	Q	Mitracarpus polycladus (=Sci name)	Mitracarpus polycladus	E		0
3	Q	Monkey-flower, Michigan	Mimulus glabratus var. michiganensis	E		0
3	Q	Monkshood, northern wild	Aconitum noveboracense	T		0
1	Q	Morning-glory, Stebbins'	Calystegia stebbinsii	E		0
1	Q	Mountain balm, Indian Knob	Eriodictyon altissimum	E		0
1	Q	Mountain-mahogany, Catalina Island	Cercocarpus traskiae	E		0
1	Q	Munroidendron racemosum (=Sci name)	Munroidendron racemosum	E		0
4	Q	Mustard, Carter's	Warea carteri	E		0
6	Q	Mustard, Penland alpine fen	Eutrema penlandii	T	4	4
1	Q	Mustard, slender-petaled	Thelypodium stenopetalum	E		0
4	Q	Myrcia paganii (=Sci name)	Myrcia paganii	E		0
1	Q	Nani wai'ale'ale	Viola kauaiensis var. wahiawaensis	E		0
1	Q	Nanu	Gardenia mannii	E		0
1	Q	Naupaka, dwarf	Scaevola coriacea	E		0
1	Q	Navarretia, few-flowered	Navarretia leucocephala ssp. pauciflora	E		0
1	Q	Navarretia, many-flowered	Navarretia leucocephala ssp. pleantha	E		0
1	Q	Na'ena'e	Dubautia herbstobatae	E		0
4	Q	Negra, cobana	Stahlia monosperma	T		0
1	Q	Nehe	Lipochaeta fauriei	E		0
1	Q	Nehe	Lipochaeta kamolensis	E		0
1	Q	Nehe	Lipochaeta lobata var. leptophylla	E		0
1	Q	Nehe	Lipochaeta micrantha	E		0
1	Q	Nehe	Lipochaeta tenuifolia	E		0
1	Q	Nehe	Lipochaeta waimeaensis	E		0

Bureau of Land Management - FY1997 Endangered and Threatened Species Expenditures

1	Q	Neraudia angulata (=Sci name)	Neraudia angulata	E		0
1	Q	Neraudia sericea (=Sci name)	Neraudia sericea	E		0
1	Q	Nioi	Eugenia koolauensis	E		0
1	Q	Niterwort, Amargosa	Nitrophila mohavensis	E	1.6	1.6
1	Q	Nohoanu	Geranium multiflorum	E		0
1	Q	Pritchardia remota (=Sci name)	Pritchardia remota	E		0
1	Q	Schiedea verticillata (=Sci name)	Schiedea verticillata	E		0
2	Q	Oak, Hinckley	Quercus hinckleyi	T		0
1	Q	Opuhe	Urera kaalae	E		0
3	Q	Orchid, eastern prairie fringed	Platanthera leucophaea	T		0
3	Q	Orchid, western prairie fringed	Platanthera praecleara	T		0
1	Q	Orcutt grass, Greene's	Orcuttia greenii	E		0
1	Q	Orcutt grass, hairy (=pilose)	Orcuttia pilosa	E		0
1	Q	Orcutt grass, Sacramento	Orcuttia viscida	E		0
1	Q	Orcutt grass, San Joaquin	Orcuttia inaequalis	T		0
1	Q	Orcutt grass, slender	Orcuttia tenuis	T	0.5	0.5
1	Q	Owl's clover, fleshy	Castilleja campestris ssp. succulenta	T		0
1	Q	Oxytheca, cushenbury	Oxytheca parishii var. goodmaniana	E		0
1	Q	Paintbrush, golden	Castilleja levisecta	T		0
1	Q	Paintbrush, soft-leaved	Castilleja mollis	E		0
1	Q	Paintbrush, Tiburon	Castilleja affinis ssp. neglecta	E		0
4	Q	Palo Colorado	Ternstroemia luguilensis	E		0
4	Q	Palo de jazmin	Styrax portoricensis	E		0
4	Q	Palo de Nigua	Cornutia obovata	E		0
4	Q	Palo de Ramon	Banara vanderbiltii	E		0
1	Q	Pamakani	Tetramolopium capillare	E		0
1	Q	Pamakani	Viola chamissoniana ssp. chamissoniana	E		0
1	Q	Panicgrass, Carter's	Panicum fauriei var. carteri	E		0
1	Q	Pau'ala	Brighamia rockii	E		0
4	Q	Pawpaw, beautiful	Deeringothamnus pulchellus	E		0
4	Q	Pawpaw, four-petal	Asimina tetramera	E	6	6
4	Q	Pawpaw, Rugei's	Deeringothamnus rugellii	E		0
4	Q	Pelos del diablo	Aristida portoricensis	E		0
2	Q	Pennyroyal, Todsens's	Hedeoma todsenii	E	2	2
6	Q	Penstemon, blowout	Penstemon haydenii	E		0
1	Q	Pentachaeta, Lyon's	Pentachaeta lyonii	E		0
1	Q	Pentachaeta, white-rayed	Pentachaeta bellidiflora	E		0
4	Q	Peperomia, Wheeler's	Peperomia wheeleri	E		0
6	Q	Phacelia, clay	Phacelia argillacea	E		0
1	Q	Phacelia, island	Phacelia insularis var. insularis	E		0
6	Q	Phacelia, North Park	Phacelia formosula	E	6	6
2	Q	Phlox, Texas trailing	Phlox nivalis ssp. texensis	E		0
1	Q	Phyllostegia glabra var. lanaiensis (=Sci nam	Phyllostegia glabra var. lanaiensis	E		0
1	Q	Phyllostegia hirsuta (=Sci. name)	Phyllostegia hirsuta	E		0
1	Q	Phyllostegia kaalaensis (=Sci. name)	Phyllostegia kaalaensis	E		0

Bureau of Land Management - FY1997 Endangered and Threatened Species Expenditures

1	Q	Phyllostegia knudsenii (=Sci. name)	Phyllostegia knudsenii	E	0
1	Q	Phyllostegia mannii (=Sci. name)	Phyllostegia mannii	E	0
1	Q	Phyllostegia mollis (=Sci. name)	Phyllostegia mollis	E	0
1	Q	Phyllostegia parviflora (=Sci. name)	Phyllostegia parviflora	E	0
1	Q	Phyllostegia velutina (=Sci. name)	Phyllostegia velutina	E	0
1	Q	Phyllostegia waimeae (=Sci. name)	Phyllostegia waimeae	E	0
1	Q	Phyllostegia warshaueri (=Sci. name)	Phyllostegia warshaueri	E	0
1	Q	Phyllostegia wawrana (=Sci. name)	Phyllostegia wawrana	E	0
1	Q	Pilo	Hedyotis mannii	E	0
5	Q	Pink, swamp	Helonias bullata	T	0
4	Q	Pinkroot, gentian	Spigelia gentianoides	E	0
2	Q	Pitaya, Davis, green	Echinocereus viridiflorus var. davisii	E	0
4	Q	Pitcher-plant, Alabama canebrake	Sarracenia rubra ssp. alabamensis	E	0
4	Q	Pitcher-plant, green	Sarracenia oreophila	E	0
4	Q	Pitcher-plant, mountain sweet	Sarracenia rubra ssp. jonesii	E	0
1	Q	Platanthera holochila (=Sci. name)	Platanthera holochila	E	0
4	Q	Plum, scrub	Prunus penicillata	E	0
1	Q	Poa siphonoglossa (=Sci. name)	Poa siphonoglossa	E	0
5	Q	Pogonia, small whorled	Isotria medeoloides	T	0
4	Q	Polygala, Lewton's	Polygala lewtonii	E	0
4	Q	Polygala, tiny	Polygala smallii	E	0
4	Q	Rondberry	Lindera melissifolia	E	0
2	Q	Pondweed, Little Aguja Creek	Potamogeton clystocarpus	E	0
1	Q	Popolo, ku mai (=Popolo, thorny)	Solanum incompletum	E	0
2	Q	Poppy, Sacramento prickly	Argemone pleiacantha ssp. pinnatisecta	E	2
2	Q	Poppy-mallow, Texas	Callirhoe scabriuscula	E	0
4	Q	Rotato bean, Price's	Apios priceana	T	0
1	Q	Po'e	Portulaca sclerocarpa	E	0
4	Q	Prairie-clover, leafy	Dalea foliosa	E	0
4	Q	Prickly-apple, fragrant	Cereus eriophorus var. fragrans	E	0
4	Q	Prickly-ash, St. Thomas	Zanthoxylum thomasianum	E	0
6	Q	Primrose, Maguire	Primula maguirei	T	0
1	Q	Pu'uka'a	Cyperus trachysanthos	E	0
4	Q	Rattleweed, hairy	Baptisia arachnifera	E	0
6	Q	Reed-mustard, Barneby	Schoenocrambe barnebyi	E	1
6	Q	Reed-mustard, clay	Schoenocrambe argillacea	T	0
1	Q	Remya kauaiensis (=Sci. name)	Remya kauaiensis	E	0
1	Q	Remya montgomeryi (=Sci. name)	Remya montgomeryi	E	0
1	Q	Remya, Maui	Remya mauiensis	E	0
4	Q	Rhododendron, Chapman	Rhododendron chapmanii	E	0
6	Q	Ridge-cress (=pepper-cress), Barneby	Lepidium barnebyanum	E	0
4	Q	Rock-cress	Arabis perstellata	E	0
1	Q	Rock-cress, Hoffmann's	Arabis hoffmannii	E	0
1	Q	Rock-cress, McDonald's	Arabis mcdonaldiana	E	0
5	Q	Rock-cress, shale barren	Arabis serotina	E	0

Bureau of Land Management - FY1997 Endangered and Threatened Species Expenditures

1	Q	Rockcress, Santa Cruz Island	Sibara filifolia	E	0
1	Q	Rollandia crispa (=Sci name)	Rollandia crispa	E	0
4	Q	Rosa, palo de	Ottoschulzia rhodoxylon	E	0
4	Q	Rosemary, Apalachicola	Conradina glabra	E	0
4	Q	Rosemary, Cumberland	Conradina verticillata	T	0
4	Q	Rosemary, Etonia	Conradina etonia	E	0
4	Q	Rosemary, short-leaved	Conradina brevifolia	E	0
3	Q	Roseroot, Leedy's	Sedum integrifolium ssp. leedyi	T	0
2	Q	Rush-pea, slender	Hoffmannseggia tenella	E	0
1	Q	Rush-rose, island	Helianthemum greenei	T	0
2	Q	Sand-verbena, large-fruited	Abronia macrocarpa	E	0
1	Q	Sandalwood, Laha or Silahi	Santalum freycinetianum var. lanaiense	E	0
1	Q	Sandbur, agrimony or Kamanomano	Cenchrus agrimonioides	E	0
4	Q	Sandlace	Polygonella myriophylla	E	0
4	Q	Sandwort, Cumberland	Arenaria cumberlandensis	E	0
1	Q	Sandwort, Marsh	Arenaria paludicola	E	0
1	Q	Sanicula maritima (=Sci name)	Sanicula maritima	E	0
1	Q	Sanicula purpurea (=Sci. name)	Sanicula purpurea	E	0
1	Q	Schiedea haleakalensis (=Sci name)	Schiedea haleakalensis	E	0
1	Q	Schiedea helleri , (=Sci. name)	Schiedea helleri	E	0
1	Q	Schiedea hookeri (=Sci. name)	Schiedea hookeri	E	0
1	Q	Schiedea kaalae (=Sci name)	Schiedea kaalae	E	0
1	Q	Schiedea kauaiensis (=Sci. name)	Schiedea kauaiensis	E	0
1	Q	Schiedea lydgatei (=Sci name)	Schiedea lydgatei	E	0
1	Q	Schiedea membranacea , (=Sci. name)	Schiedea membranacea	E	0
1	Q	Schiedea nuttallii (=Sci. name)	Schiedea nuttallii	E	0
1	Q	Schiedea samentosa (=Sci name)	Schiedea samentosa	E	0
1	Q	Schiedea spergulina var. leiopoda (=Sci name)	Schiedea spergulina var. leiopoda	E	0
1	Q	Schiedea spergulina var. spergulina (=Sci name)	Schiedea spergulina var. spergulina	T	0
1	Q	Schiedea, Diamond Head	Schiedea adamantis	E	0
4	Q	Schoepfia arenaria (=Sci name)	Schoepfia arenaria	T	0
1	Q	Seablite, California	Suaeda californica	E	0
2	Q	Sedge, Navajo	Carex specuicola	T	3
1	Q	Silene alexandri (=Sci name)	Silene alexandri	E	0
1	Q	Silene hawaiiensis (=Sci name)	Silene hawaiiensis	T	0
1	Q	Silene lanceolata (=Sci name)	Silene lanceolata	E	0
1	Q	Silene perimani (=Sci name)	Silene perimani	E	0
1	Q	Silversword, Haleakala ('ahinahina)	Argyroxiphium sandwicense ssp. macrocephalum	E	0
1	Q	Silversword, Ka'u	Argyroxiphium kauense	E	0
1	Q	Silversword, 'Ahinahina Mauna Kea	Argyroxiphium sandwicense ssp. sandwicense	E	0
4	Q	Skullcap, Florida	Scutellaria floridana	T	0
4	Q	Skullcap, large-flowered	Scutellaria montana	E	0
4	Q	Snakeroot	Eryngium cuneifolium	E	0
2	Q	Snowbells, Texas	Styrax texana	E	0
1	Q	Spermolepis hawaiiensis (=Sci name)	Spermolepis hawaiiensis	E	0

Bureau of Land Management - FY1997 Endangered and Threatened Species Expenditures

1	Q	Spineflower, Ben Lomond	Chorizanthe pungens var. hartwegiana	E		0
1	Q	Spineflower, Howell's	Chorizanthe howellii	E		0
1	Q	Spineflower, Monterey	Chorizanthe pungens var. pungens	T		0
1	Q	Spineflower, Orcutt's	Chorizanthe orcuttiana	E		0
1	Q	Spineflower, Robust (incl. Scotts Valley)	Chorizanthe robusta (incl. vars. robusta & hartwegii	E		0
1	Q	Spineflower, slender-horned	Dodecahema leptoceras	E		0
1	Q	Spineflower, Sonoma	Chorizanthe valida	E		0
5	Q	Spiraea, Virginia	Spiraea virginiana	T		0
4	Q	Spurge, deltoid	Chamaesyce deltoidea ssp. deltoidea	E		0
4	Q	Spurge, Garber's	Chamaesyce garberi	T		0
1	Q	Spurge, Hoover's	Chamaesyce hooveri	T		0
4	Q	Spurge, telephus	Euphorbia telephoides	T		0
1	Q	Stenogyne angustifolia (=Sci name)	Stenogyne angustifolia	E		0
1	Q	Stenogyne bifida (=Sci name)	Stenogyne bifida	E		0
1	Q	Stenogyne campanulata (=Sci name)	Stenogyne campanulata	E		0
1	Q	Stenogyne kanehoana (=Sci name)	Stenogyne kanehoana	E		0
1	Q	Stonescrop, Lake County	Parrysedum lelocarpum	E		0
4	Q	Sumac, Michaux's	Rhus michauxii	E		0
1	Q	Sunburst, Hartweg's golden	Pseudobahia bahiifolia	E		0
1	Q	Sunburst, San Joaquin adobe	Pseudobahia peirsonii	T		0
4	Q	Sunflower, Eggert's	Helianthus eggertii	T		0
1	Q	Sunflower, San Mateo woolly	Enophyllum latilobum	E		0
4	Q	Sunflower, Schweinitz's	Helianthus schweinitzii	E		0
1	Q	Sunray, Ash Meadows	Enceliopsis nudicaulis var. corrugata	T	1.6	1.6
1	Q	Sunshine, Sonoma (=Stickyseed, Baker's)	Blennosperma bakeri	E		0
4	Q	Ternstroemia subsessilis (=Sci name)	Ternstroemia subsessilis	E		0
1	Q	Tetramolopium rockii (=Sci name)	Tetramolopium rockii	T		0
1	Q	Tetramolopium arenarium (=Sci name)	Tetramolopium arenarium	E		0
1	Q	Tetramolopium filiiforme (=Sci name)	Tetramolopium filiiforme	E		0
1	Q	Tetramolopium lepidotum ssp. lepidotum (=Sci name)	Tetramolopium lepidotum ssp. lepidotum	E		0
1	Q	Tetramolopium remyi (=Sci name)	Tetramolopium remyi	E		0
1	Q	Thistle, Chorro Creek	Cirsium fontinale var. obispoense	E		0
1	Q	Thistle, fountain	Cirsium fontinale var. fontinale	E		0
1	Q	Thistle, Loch Lomond coyote	Eryngium constancei	E		0
3	Q	Thistle, Pitcher's	Cirsium pitcheri	T		0
2	Q	Thistle, Sacramento Mountains	Cirsium vinaceum	T		0
1	Q	Thermint, San Mateo	Acanthomintha obovata ssp. duttonii	E		0
6	Q	Townsendia, Last Chance	Townsendia aprica	T	14	14
4	Q	Tree, pygmy fringe	Chionanthus pygmaeus	E		0
1	Q	Trematolobelia singularis (=Sci. name)	Trematolobelia singularis	E		0
4	Q	Trillium, persistent	Trillium persistens	E		0
4	Q	Trillium, relic	Trillium reliquum	E		0
6	Q	Twispod, Dudley Bluffs	Physaria obcordata	T	4	4
1	Q	Uhiuhi	Caesalpinia kawaiense	E		0
4	Q	Uvillo	Eugenia haematocarpa	E		0

Bureau of Land Management - FY1997 Endangered and Threatened Species Expenditures

4	Q	Vernonia proctorii (=Sci name)	Vernonia proctorii	E		0
1	Q	Veitch Hawaiian	Vicia menziesii	E		0
1	Q	Vigna o-wahuensis (=Sci name)	Vigna o-wahuensis	E		0
1	Q	Viola helenae (=Sci name)	Viola helenae	E		0
1	Q	Viola lanaiensis (=Sci name)	Viola lanaiensis	E		0
1	Q	Viola oahuensis (=Sci. Name)	Viola oahuensis	E		0
1	Q	Wahane (=Hawane or Ioulu)	Pritchardia aylmer-robinsonii	E		0
1	Q	Wallflower, Ben Lomond	Erysimum teretifolium	E		0
1	Q	Wallflower, Contra Costa	Erysimum capitatum var. angustatum	E		0
1	Q	Wallflower, Menzies'	Erysimum menziesii	E		0
4	Q	Walnut, West Indian or nogal	Juglans jamaicensis	E		0
4	Q	Warea, wide-leaf	Warea amplexifolia	E		0
4	Q	Water-plantain, Kral's	Sagittaria secundifolia	T		0
2	Q	Water-umbel, Huachuca	Lilaeopsis schaffneriana ssp. recurva	E	1	1
4	Q	Water-willow, Cooley's	Justicia cooleyi	E		0
1	Q	Watercress, Gambel's	Rorippa gambellii	E		0
4	Q	Whiflow-wort, papery	Paronychia chartacea	T		0
6	Q	Wild-buckwheat, clay-loving	Eriogonum pelinophilum	E	6	6
2	Q	Wild-buckwheat, gypsum	Eriogonum gypsophilum	T	1	1
2	Q	Wild-rice, Texas	Zizania texana	E		0
4	Q	Wings, Pigeon	Clitoria fragrans	T		0
1	Q	Wire-lettuce, Maheun	Stephanomena malheurenensis	E	8	8
4	Q	Wireweed	Polygonella basiramia	E		0
1	Q	Woodland-star, San Clemente Island	Lithophragma maximum	E		0
1	Q	Woolly-star, Hoover's	Eriastrum hooveri	T	5	5
1	Q	Woolly-star, Santa Ana River	Eriastrum densifolium ssp. sanctorum	E		0
1	Q	Woolly-threads, San Joaquin	Lembotia congdonii	E		0
1	Q	Xylosma crenatum (=Sci name)	Xylosma crenatum	E		0
4	Q	Ziziphus, florida	Ziziphus celata	E		0
1	Q	'Aiakeakua, popolo	Solanum sandwicense	E		0
1	Q	'Aiea	Nothoestrum breviflorum	E		0
1	Q	'Aiea	Nothoestrum peltatum	E		0
1	Q	'Akoko	Chamaesyce celastroides var. kaenana	E		0
1	Q	'Akoko	Chamaesyce deppeana	E		0
1	Q	'Akoko	Chamaesyce herbstii	E		0
1	Q	'Akoko	Chamaesyce kuwaleana	E		0
1	Q	'Akoko	Chamaesyce rockii	E		0
1	Q	'Akoko	Euphorbia haeleeleana	E		0
1	Q	'Akoko, Ewa Plains	Chamaesyce skottsbergii var. kalaeloana	E		0
1	Q	'Anaunau	Lepidium arbuscula	E		0
1	Q	'Anunu	Sicyos alba	E		0
1	Q	'Awikiwiki	Canavalia molokaiensis	E		0
1	Q	'Awiwi	Centaurium sebaeoides	E		0
1	Q	'Awiwi	Hedyotis cookiana	E		0
1	Q	'Oha	Delissea rivularis	E		0

Bureau of Land Management - FY1997 Endangered and Threatened Species Expenditures

1	Q	Ohia	Delissea subcordata	E	0
1	Q	Ohia wai	Clermontia drepanomorpha	E	0
1	Q	Ohia wai	Clermontia lindseyana	E	0
1	Q	Ohia wai	Clermontia oblongifolia ssp. brevipes	E	0
1	Q	Ohia wai	Clermontia oblongifolia ssp. mauiensis	E	0
1	Q	Ohia wai	Clermontia peleana	E	0
1	Q	Ohia wai	Clermontia pyrularia	E	0
1	Q	Ohai	Sesbania tomentosa	E	0
1	Q	Ohe`ohe	Tetraplasandra gymnocarpa	E	0
1	Q	Olulu	Brighamia insignis	E	0
1	R	Cypress, Santa Cruz	Cupressus abramsiana	E	0
4	R	Torreya, Florida	Torreya taxifolia	E	0
4	S	Adiantum vivesii (=Sci name)	Adiantum vivesii	E	0
1	S	Asplenium fragile var. insulare (=Sci name)	Asplenium fragile var. insulare	E	0
1	S	Diellia , asplenium-leaved	Diellia erecta	E	0
1	S	Diellia falcata (=Sci name)	Diellia falcata	E	0
1	S	Diellia pallida (=laciniata) (=Sci name)	Diellia pallida (=laciniata)	E	0
1	S	Diellia unisora (=Sci name)	Diellia unisora	E	0
1	S	Diplazium molokaiense (=Sci name)	Diplazium molokaiense	E	0
4	S	Elaphoglossum serpens (=Sci name)	Elaphoglossum serpens	E	0
4	S	Fern, Alabama streak-sorus	Thelypteris pilosa var. alabamensis	T	0
7	S	Fern, Aleutian shield	Polystichum aleuticum	E	0
4	S	Fern, American hart's-tongue	Asplenium scolopendrium var. americanum	T	0
4	S	Fern, Elfin tree	Cyathea dryopteroides	E	0
1	S	Fern, pendant kihi	Adenophorus periens	E	0
1	S	Ha`iwale	Lycopodium nutans	E	0
1	S	Ihi`ihi	Marsilea villosa	E	0
1	S	Pauoa	Ctenitis squamigera	E	0
4	S	Polystichum calderonense (=Sci name)	Polystichum calderonense	E	0
1	S	Pteris lidgatei (=Sci name)	Pteris lidgatei	E	0
4	S	Quillwort, black spored	Isoetes melanospora	E	0
4	S	Quillwort, Louisiana	Isoetes louisianensis	E	0
4	S	Quillwort, mat-forming	Isoetes tegetiformans	E	0
4	S	Tectaria estremerana (=Sci name)	Tectaria estremerana	E	0
4	S	Thelypteris inabonensis (=Sci name)	Thelypteris inabonensis	E	0
4	S	Thelypteris verecunda (=Sci name)	Thelypteris verecunda	E	0
4	S	Thelypteris yaucoensis (=Sci name)	Thelypteris yaucoensis	E	0
1	S	Wawae`iole	Huperzia mannii	E	0
4	U	Cladonia, Florida perforate	Cladonia perforata	E	6
4	U	Lichen, rock gnome	Gymnoderma lineare	E	0



United States Department of the Interior


BUREAU OF RECLAMATION
Washington, D.C. 20240

IN REPLY REFER TO:
W-5000

OCT -1 1998 ✓

MEMORANDUM

To: Director, U.S. Fish and Wildlife Service

From: Eluid L. Martinez
Commissioner 

Subject: Report of Expenditures for the Endangered Species Act---Fiscal Year 1997

Per your request of June 1998, we have compiled the information on the Bureau of Reclamation's Endangered Species Act expenditures for FY 1997. We understand that this information will be incorporated into your annual report to Congress on agencies' expenditures for endangered and threatened species.

The attached data was compiled from figures submitted by our regional offices. Expenditures were calculated by combining conservation actions and activities associated with compliance under Section 7 of the ESA. We've also included land acquisition costs for some species.

These figures are conservative in that for a number of projects, we are unable to separate the expenditures associated with carrying out ESA conservation activities from other project expenditures.

For further information, please contact Judy Troast at 202/208-4442.

Attachment

BUREAU OF RECLAMATION

THREATENED AND ENDANGERED SPECIES EXPENDITURES

FISCAL YEAR 1997

<u>Common Name</u>	<u>Expenditures (\$)</u>	
	<u>General (\$)</u>	<u>Land Acquisition (\$)</u>
Bear, Grizzly	4,000	
Beetle, American Burying	1,000	
☞ Beetle, Ciervo aegialian scarab	739	
☞ Beetle, San Joaquin dune	739	
Beetle, valley elderberry longhorn	6,500	
Bird's beak, palmate-bracted	64,739	
☞ Buckwheat, Temblor	14,739	
Cactus, Bakersfield	14,739	
Cactus, Pima pineapple	15,000	
Chub, Bonytail	1,242,400	600
Chub, Humpback	1,169,400	600
Chub, Virgin River	4,500	
☞ Clarkia, Vasek's	739	
Crane, Whooping	96,500	
Cui-ui	250,000	
Dace, Ash Meadows speckled	12,500	
Dace, moapa	11,500	
Eagle, bald	222,000	
El Dorado bedstraw		200,000
Falcon, American Peregrine	6,500	
Ferret, Black-footed	1,000	
Fiddleneck, large flowered	73,500	
☞ Fisher	20,000	
Flycatcher, Southwestern willow-LC	1,574,000	1,827,000
Fox, San Joaquin kit	111,272	
Frog, California red-legged	37,500	
Gambusia, Pecos	2,500	
Jewelflower, California	41,500	
☞ Keck's checkerbloom	13,000	
☞ Layia, Comanche Point	739	
Layne's butterweed		200,000
Lizard, blunt-nosed leopard	41,272	

<u>Common Name</u>	<u>General (\$)</u>	<u>Land Acquisition (\$)</u>
Mallow, Kern	27,272	
Minnow, Rio Grande Silvery	132,500	
N Monardella, Merced	739	
NL Mouse, Tulare grasshopper	739	
NL Neststraw, oil	14,739	
Orchid, Western Prairie Fringed	5,000	
NL Peppergrass, Jared's	14,739	
Pinehill ceanothes		200,000
Pinehill flannelbush		200,000
N Phacelia, Merced	739	
Plover, Piping	80,750	
NL Poppy, Tejon	739	
NL Poppy, diamond-petaled California	739	
Pupfish, Ash Meadows Amargosa	12,500	
Pupfish, Comanche Springs	2,500	
PE Rabbit, riparian brush	126,272	
Rail, Yuma clapper	130,000	
Rat, giant kangaroo	55,272	
Rat, Fresno kangaroo	27,272	
M Rat, San Joaquin kangaroo	13,000	
Rat, short-nosed kangaroo	14,739	
Rat, Tipton kangaroo	41,272	
Salmon, Coho, Southern or ESU	1,130,000	
Salmon, Chinook, Sacramento, winter-run	2,225,500	
Salmon, Chinook, Sacramento, spring-run	320,000	
Salmon, Chinook, Snake River, spring/summer-run	2,082,000	
Salmon, Chinook, Snake River, fall-run	1,224,000	
Salmon, Sockeye, Snake River	1,224,000	
L Salmon, Steelhead, Snake River	1,025,000	
Salmon, Coho	5,355,000	
NL Saltbush, Lost Hills	14,739	
N Saltscale, Lesser	40,739	
NL Shiner, Arkansas River	51,500	
Shiner, Pecos Bluntnose	425,000	
NL Shrew, Buena Vista Lake	27,739	
Shrimp, vernal pool fairy	500	
NL Smallscale, Bakersfield	1,239	
Smelt, delta	1,000	
Snail, Amber Kanab	53,000	
Snail, Bliss Rapids	5,000	

2,102,000

<u>Common Name</u>	<u>General (\$)</u>	<u>Land Acquisition (\$)</u>
Snail, Snake River Physa	5,000	
Snail, Utah Valvata	182,000	
Snake, giant garter	482,500	
Springsnail, Idaho	5,000	
Squawfish, Colorado	3,312,000	500
NL Squirrel, San Joaquin antelope	7,739	
Stebbins morning glory		200,000
Sturgeon, Pallid	200,000	
Sucker, June	985,000	
Sucker, Lost River	971,000	
Sucker, Razorback	3,617,000	500
Sucker, shortnose	971,000	
Tern, Least	49,250	
Thrasher, San Joaquin LeConte's	739	
NL Tidy-tips, Munz's	739	
Toad, Boreal	3,000	
Tresses, Utes Ladies'	15,000	
NL Trout, Bull	30,000	
Trout, Umpqua River Cutthroat	17,000	
NL Weevil, Doyen's dune	10,739	
PF Woodrat, riparian	41,272	
Woolly-star, Hoover's	27,272	
Woolly-threads, San Joaquin	27,272	
Woundfin	4,500	

AE5



United States Department of the Interior

NATIONAL PARK SERVICE
1849 C Street, N.W.
Washington, D.C. 20240

IN REPLY REFER TO:


OCT 13 1998

N1621(2320) ✓

Memorandum

To: Director, Fish and Wildlife Service

Through: Assistant Secretary for Fish and Wildlife and Parks

From: **Acting** Director 

Subject: Endangered Species Expenditure Report for 1997

In response to your annual request, attached is our report of National Park Service expenditures on threatened and endangered species for fiscal year 1997. The information provided is organized by species within major taxonomic groups.

The total expenditures for FY97 are \$4,417,602.00 which promoted recovery for 112 listed species under Park Service management. Single species expenditures ranged from \$200.00 for the Island Phacelia to \$523,700.00 for the Northern Spotted Owl.

There were no funds expended on land acquisition for listed species during FY97. If there are any questions on this report, please call Peggy Olwell, Endangered Species Coordinator, at 202-219-8933.

Attachment

1997 Endangered and Threatened Species Expenditures Reporting Template

Welcome to the Agency working template for reporting 1997 expenditures for endangered and threatened species. Column D gives scientific names; column A is FWS lead Regional Office; column B is a Group Code that sequences the groups (mammals, birds, . . .plants) as in the List. A running total of expenditures for each column is kept under each heading.



NOTE: AMOUNTS IN THOUSANDS OF \$\$\$

If you have any questions, contact Susan Jacobsen at 703/358-2105

Lead Reg.	Grp	Inverted Common Name	Scientific Name	Status	AMOUNTS IN THOUSANDS OF \$\$\$		
					General	Lands	Grand Total
							4417.602
3	A	Bat, gray	<i>Myotis grisescens</i>	E			0
1	A	Bat, Hawaiian hoary	<i>Lasiurus cinereus semotus</i>	E			0
3	A	Bat, Indiana	<i>Myotis sodalis</i>	E	62		62
2	A	Bat, lesser long-nosed	<i>Leptonycteris curasoae yerbabuenae</i>	E	2		2
1	A	Bat, little Mariana fruit	<i>Pteropus tokudae</i>	E			0
1	A	Bat, Mariana fruit	<i>Pteropus mariannus mariannus</i>	E			0
2	A	Bat, Mexican long-nosed	<i>Leptonycteris nivalis</i>	E			0
2	A	Bat, Ozark big-eared	<i>Plecotus townsendii ingens</i>	E			0
5	A	Bat, Virginia big-eared	<i>Plecotus townsendii virginianus</i>	E			0
6	A	Bear, grizzly	<i>Ursus arctos</i>	T	411.862		411.862
4	A	Bear, Louisiana black	<i>Ursus americanus luteolus</i>	T			0
1	A	Caribou, woodland	<i>Rangifer tarandus caribou</i>	E			0
5	A	Cougar, eastern	<i>Felis concolor cougar</i>	E			0
1	A	Deer, Columbian white-tailed	<i>Odocoileus virginianus leucurus</i>	E			0
4	A	Deer, key	<i>Odocoileus virginianus clavium</i>	E			0
6	A	Ferret, black-footed	<i>Mustela nigripes</i>	E	684		684
1	A	Fox, San Joaquin kit	<i>Vulpes macrotis mutica</i>	E			0
2	A	Jaguar	<i>Panthera onca</i>	E			0
2	A	Jaguarundi	<i>Felis yagouaroundi cacomitti</i>	E			0
2	A	Jaguarundi	<i>Felis yagouaroundi tolteca</i>	E			0
1	A	Kangaroo rat, Fresno	<i>Dipodomys nitratoides exilis</i>	E			0
1	A	Kangaroo rat, giant	<i>Dipodomys ingens</i>	E			0
1	A	Kangaroo rat, Morro Bay	<i>Dipodomys heermanni morroensis</i>	E			0
1	A	Kangaroo rat, Stephens'	<i>Dipodomys stephensi</i>	E			0
1	A	Kangaroo rat, Tipton	<i>Dipodomys nitratoides nitratoides</i>	E			0
4	A	Manatee, West Indian (=Florida)	<i>Trichechus manatus</i>	E			0

AMOUNTS IN THOUSANDS OF \$\$\$

Lead Reg.	Grp	Inverted Common Name	Scientific Name	Status	AMOUNTS IN THOUSANDS OF \$\$\$		Grand Total
					General	Lands	
							4417.602
1	A	Mountain beaver, Point Arena	<i>Aplodontia rufa nigra</i>	E			0
4	A	Mouse, Alabama beach	<i>Peromyscus polionotus ammobates</i>	E			0
4	A	Mouse, Anastasia Island beach	<i>Peromyscus polionotus phasma</i>	E			0
4	A	Mouse, Choctawahatchee beach	<i>Peromyscus polionotus allophrys</i>	E			0
4	A	Mouse, Key Largo cotton	<i>Peromyscus gossypinus allapaticola</i>	E			0
1	A	Mouse, Pacific pocket	<i>Perognathus longimembris pacificus</i>	E			0
4	A	Mouse, Perdido Key beach	<i>Peromyscus polionotus trissyllepsis</i>	E	4.2		4.2
1	A	Mouse, salt marsh harvest	<i>Reithrodontomys raviventris</i>	E			0
4	A	Mouse, southeastern beach	<i>Peromyscus polionotus niveiventris</i>	T			0
2	A	Ocelot	<i>Felis pardalis</i>	E			0
1	A	Otter, southern sea	<i>Enhydra lutris nereis</i>	T	0.2		0.2
4	A	Panther, Florida	<i>Felis concolor coryi</i>	E	36		36
6	A	Prairie dog, Utah	<i>Cynomys parvidens</i>	T	0.5		0.5
2	A	Pronghorn, Sonoran	<i>Antilocapra americana sonoriensis</i>	E			0
4	A	Rabbit, Lower Keys	<i>Sylvilagus palustris hefneri</i>	E			0
4	A	Rice rat (=silver rice rat)	<i>Oryzomys palustris natator</i>	E			0
N	A	Sea-lion, Steller	<i>Eumetopias jubatus</i>	E, T	73.863		73.863
N	A	Seal, Caribbean monk	<i>Monachus tropicalis</i>	E			0
N	A	Seal, guadalupe fur	<i>Arctocephalus townsendi</i>	T			0
N	A	Seal, Hawaiian monk	<i>Monachus schauinslandi</i>	E			0
5	A	Shrew, Dismal Swamp southeastern	<i>Sorex longirostris fisheri</i>	T			0
4	A	Squirrel, Carolina northern flying	<i>Glaucomys sabrinus coloratus</i>	E			0
5	A	Squirrel, Delmarva Peninsula fox	<i>Sciurus niger cinereus</i>	E			0
2	A	Squirrel, Mount Graham red	<i>Tamiasciurus hudsonicus grahamensis</i>	E			0
5	A	Squirrel, Virginia northern flying	<i>Glaucomys sabrinus fuscus</i>	E			0
1	A	Vole, Amargosa	<i>Microtus californicus scirpensis</i>	E			0
4	A	Vole, Florida salt marsh	<i>Microtus pennsylvanicus dukecampbelli</i>	E			0
2	A	Vole, Hualapai Mexican	<i>Microtus mexicanus hualpaiensis</i>	E			0
N	A	Whale, blue	<i>Balaenoptera musculus</i>	E			0
N	A	Whale, bowhead	<i>Balaena mysticetus</i>	E			0
N	A	Whale, finback	<i>Balaenoptera physalus</i>	E			0
N	A	Whale, gray	<i>Eschrichtius robustus</i>	E	0.594		0.594
N	A	Whale, humpback	<i>Megaptera novaeangliae</i>	E	33.594		33.594
N	A	Whale, right	<i>Balaena glacialis (incl. australis)</i>	E			0
N	A	Whale, Sei	<i>Balaenoptera borealis</i>	E			0
N	A	Whale, sperm	<i>Physeter macrocephalus (=catodon)</i>	E			0
3	A	Wolf, gray	<i>Canis lupus</i>	E, T	280.5		280.5
4	A	Wolf, red	<i>Canis rufus</i>	E	21		21
4	A	Woodrat, Key Largo	<i>Neotoma floridana smalli</i>	E			0

AMOUNTS IN THOUSANDS OF \$\$\$

Lead	Grp	Inverted Common Name	Scientific Name	Status	General	Lands	Grand Total
							4417.602
4	B	Blackbird, yellow-shouldered	Agelaius xanthomus	E			0
2	B	Bobwhite, masked (quail)	Colinus virginianus ridgwayi	E			0
1	B	Broadbill, Guam	Myiagra freycineti	E			0
4	B	Caracara, Audubon's crested	Polyborus plancus audubonii	T			0
1	B	Condor, California	Gymnogyps californianus	E			0
1	B	Coot, Hawaiian (= `alae-ke`oke`o)	Fulica americana alai	E			0
4	B	Crane, Mississippi sandhill	Grus canadensis pulla	E			0
2	B	Crane, whooping	Grus americana	E	0.55		0.55
1	B	Creeper, Hawaii	Oreomystis mana	E			0
1	B	Creeper, Molokai (=kakawahie)	Paroreomyza flammea	E			0
1	B	Creeper, Oahu (=alauwahio)	Paroreomyza maculata	E			0
1	B	Crow, Hawaiian (= `alala)	Corvus hawaiiensis	E			0
1	B	Crow, Mariana	Corvus kubaryi	E			0
7	B	Curlew, Eskimo	Numenius borealis	E			0
1	B	Duck, Hawaiian (=koloa)	Anas wyvilliana	E			0
1	B	Duck, Laysan	Anas laysanensis	E			0
3	B	Eagle, bald	Haliaeetus leucocephalus	T	99.3		99.3
7	B	Eider, spectacled	Somateria fischeri	T			0
7	B	Eider, Steller's	Polysticta stelleri	T			0
1	B	Falcon, American peregrine	Falco peregrinus anatum	E	108.6		108.6
2	B	Falcon, northern aplomado	Falco femoralis septentrionalis	E			0
1	B	Finch, Laysan (honeycreeper)	Telespyza cantans	E			0
1	B	Finch, Nihoa (honeycreeper)	Telespyza ultima	E			0
2	B	Flycatcher, southwestern willow	Empidonax traillii extimus	E	9.5		9.5
1	B	Gnatcatcher, coastal California	Polioptila californica californica	T			0
7	B	Goose, Aleutian Canada	Branta canadensis leucopareia	T			0
1	B	Goose, Hawaiian (=nene)	Nesochen sandvicensis	E	90		90
1	B	Hawk, Hawaiian (=io)	Buteo solitarius	E			0
4	B	Hawk, Puerto Rican broad-winged	Buteo platypterus brunnescens	E			0
4	B	Hawk, Puerto Rican sharp-shinned	Accipiter striatus venator	E			0
1	B	Honeycreeper, crested (= `akohekohe)	Palmeria dolei	E			0
4	B	Jay, Florida scrub	Aphelocoma coerulescens coerulescens	T			0
1	B	Kingfisher, Guam Micronesian	Halcyon cinnamomina cinnamomina	E			0
4	B	Kite, Everglade snail	Rostrhamus sociabilis plumbeus	E			0
1	B	Mallard, Mariana	Anas oustaleti	E			0
1	B	Megapode, Micronesian (=La Perouse's)	Megapodius laperouse	E			0
1	B	Millerbird, Nihoa (old world warbler)	Acrocephalus familiaris kingi	E			0
1	B	Monarch, Tinian (old world flycatcher)	Monarcha takatsukasae	T			0
1	B	Moorhen, Hawaiian common	Gallinula chloropus sandvicensis	E			0
1	B	Moorhen, Mariana common	Gallinula chloropus guami	E			0

AMOUNTS IN THOUSANDS OF \$\$\$

Lead Grp Reg.		Inverted Common Name	Scientific Name	Status	General	Lands	Grand Total 4417.602
1	B	Murrelet, marbled	<i>Brachyramphus marmoratus marmoratus</i>	T	36.596		36.596
4	B	Nightjar, Puerto Rican	<i>Caprimulgus noctitherus</i>	E			0
1	B	Nukupu`u (honeycreeper)	<i>Hemignathus lucidus</i>	E			0
2	B	Owl, Mexican spotted	<i>Strix occidentalis lucida</i>	T	35		35
1	B	Owl, northern spotted	<i>Strix occidentalis caurina</i>	T	523.7		523.7
1	B	Palila (honeycreeper)	<i>Loxioides bailleui</i>	E			0
4	B	Parrot, Puerto Rican	<i>Amazona vittata</i>	E			0
1	B	Parrotbill, Maui (honeycreeper)	<i>Pseudonestor xanthophrys</i>	E	5		5
1	B	Pelican, brown	<i>Pelecanus occidentalis</i>	E	9.27		9.27
1	B	Petrel, Hawaiian dark-rumped	<i>Pterodroma phaeopygia sandwichensis</i>	E	36		36
4	B	Pigeon, Puerto Rican plain	<i>Columba inornata wetmorei</i>	E			0
3	B	Plover, piping	<i>Charadrius melodus</i>	E, T	344.972		344.972
1	B	Plover, western snowy	<i>Charadrius alexandrinus nivosus</i>	T	50.956		50.956
1	B	Po`ouli (honeycreeper)	<i>Melamprosops phaeosoma</i>	E			0
2	B	Prairie-chicken, Attwater's greater	<i>Tympanuchus cupido attwateri</i>	E			0
2	B	Pygmy-owl, cactus ferruginous	<i>Glaucidium brasilianum cactorum</i>	E			0
1	B	Rail, California clapper	<i>Rallus longirostris obsoletus</i>	E			0
1	B	Rail, Guam	<i>Rallus owstoni</i>	E			0
1	B	Rail, light-footed clapper	<i>Rallus longirostris levipes</i>	E			0
2	B	Rail, Yuma clapper	<i>Rallus longirostris yumanensis</i>	E	0.5		0.5
1	B	Shearwater, Newell's Townsend's (formerly)	<i>Puffinus auricularis newelli</i>	T			0
1	B	Shrike, San Clemente loggerhead	<i>Lanius ludovicianus mearnsi</i>	E	58.5		58.5
4	B	Sparrow, Cape Sable seaside	<i>Ammodramus maritimus mirabilis</i>	E			0
4	B	Sparrow, Florida grasshopper	<i>Ammodramus savannarum floridanus</i>	E			0
1	B	Sparrow, San Clemente sage	<i>Amphispiza belli clementeae</i>	T			0
1	B	Stilt, Hawaiian (=ae`o)	<i>Himantopus mexicanus knudseni</i>	E			0
4	B	Stork, wood	<i>Mycteria americana</i>	E	1		1
1	B	Swiftlet, Mariana gray (=vanikoro)	<i>Aerodramus vanikorensis bartschi</i>	E			0
1	B	Tern, California least	<i>Sterna antillarum browni</i>	E			0
3	B	Tern, least	<i>Sterna antillarum</i>	E	8.7		8.7
5	B	Tern, roseate	<i>Sterna dougallii dougallii</i>	E, T	2.2		2.2
1	B	Thrush, large Kauai	<i>Myadestes myadestinus</i>	E			0
1	B	Thrush, Molokai (=oloma`o)	<i>Myadestes lanaiensis rutha</i>	E			0
1	B	Thrush, small Kauai (=puaiohi)	<i>Myadestes palmeri</i>	E			0
2	B	Towhee, Inyo California (=brown)	<i>Pipilo crissalis eremophilus</i>	T	0.5		0.5
2	B	Vireo, black-capped	<i>Vireo atricapillus</i>	E	8.5		8.5
1	B	Vireo, least Bell's	<i>Vireo bellii pusillus</i>	E			0
4	B	Warbler, Bachman's	<i>Vermivora bachmanii</i>	E			0
2	B	Warbler, golden-cheeked	<i>Dendroica chrysoparia</i>	E	0.5		0.5
3	B	Warbler, Kirtland's	<i>Dendroica kirtlandii</i>	E			0

AMOUNTS IN THOUSANDS OF \$\$\$

Lead Grp	Inverted Common Name	Scientific Name	Status	General	Lands	Grand Total
1	B	Warbler, nightingale reed	E			0
1	B	White-eye, bridled	E			0
4	B	Woodpecker, ivory-billed	E			0
4	B	Woodpecker, red-cockaded	E	29.5		29.5
1	B	'Akepa, Hawaii (honeycreeper)	E			0
1	B	'Akepa, Maui (honeycreeper)	E			0
1	B	'Akialoa, Kauai (honeycreeper)	E			0
1	B	'Akiapola'au (honeycreeper)	E			0
1	B	'O'o, Kauai (= 'o'o 'a'a) (honeyeater)	E			0
1	B	'O'u (honeycreeper)	E			0
4	C	Anole, Culebra Island giant	E			0
4	C	Boa, Mona	T			0
4	C	Boa, Puerto Rican	E			0
4	C	Boa, Virgin Islands tree	E			0
4	C	Crocodile, American	E			0
4	C	Gecko, Monito	E			0
4	C	Iguana, Mona ground	T			0
1	C	Lizard, blunt-nosed leopard	E			0
1	C	Lizard, Coachella Valley fringe-toed	T	5		5
1	C	Lizard, Island night	T	1.7		1.7
4	C	Lizard, St. Croix ground	E			0
2	C	Rattlesnake, New Mexican ridge-nosed	T			0
4	C	Skink, bluetail mole	T			0
4	C	Skink, sand	T			0
4	C	Snake, Atlantic salt marsh	T			0
2	C	Snake, Concho water	T			0
3	C	Snake, copperbelly water (northern pop.)	T			0
4	C	Snake, eastern indigo	T			0
1	C	Snake, giant garter	T			0
1	C	Snake, San Francisco garter	E			0
1	C	Tortoise, desert	T	135.4		135.4
4	C	Tortoise, gopher	T			0
4	C	Turtle, Alabama redbelly (=red-bellied)	E			0
4	C	Turtle, flattened musk	T			0
2	C	Turtle, green sea	E, T	12.8		12.8
2	C	Turtle, hawksbill sea (=carey)	E	167.5		167.5
2	C	Turtle, Kemp's ridley sea	E	1		1
2	C	Turtle, leatherback sea	E	1.06		1.06
2	C	Turtle, loggerhead sea	T	59.9		59.9
2	C	Turtle, olive ridley sea	E, T			0

Lead Grp Reg.	Inverted Common Name	Scientific Name	Status	AMOUNTS IN THOUSANDS OF \$\$\$		
				General	Lands	Grand Total
						4417.602
5	C	Turtle, Plymouth redbelly (=red-bellied)	Pseudemys rubriventris bangsi	E		0
4	C	Turtle, ringed map (=sawback)	Graptemys oculifera	T		0
4	C	Turtle, yellow-blotched map (=sawback)	Graptemys flavimaculata	T		0
4	D	Coqui, golden	Eleutherodactylus jasperi	T		0
1	D	Frog, California red-legged	Rana aurora draytonii	T	9.052	9.052
4	D	Guajon	Eleutherodactylus cooki	T		0
2	D	Salamander, Barton Springs	Eurycea sosorum	E		0
5	D	Salamander, Cheat Mountain	Plethodon nettingi	T		0
1	D	Salamander, desert slender	Batrachoseps aridus	E		0
4	D	Salamander, Red Hills	Phaeognathus hubrichti	T		0
2	D	Salamander, San Marcos	Eurycea nana	T		0
1	D	Salamander, Santa Cruz long-toed	Ambystoma macrodactylum croceum	E		0
5	D	Salamander, Shenandoah	Plethodon shenandoah	E	2	2
2	D	Salamander, Sonoran tiger	Ambystoma tigrinum stebbinsi	E		0
2	D	Salamander, Texas blind	Typhlomolge rathbuni	E		0
1	D	Toad, Arroyo southwestern	Bufo microscaphus californicus	E		0
2	D	Toad, Houston	Bufo houstonensis	E		0
4	D	Toad, Puerto Rican crested	Peltophryne lemur	T		0
6	D	Toad, Wyoming	Bufo hemiophrys baxteri	E		0
2	E	Catfish, Yaqui	Ictalurus pricei	T		0
4	E	Cavefish, Alabama	Speoplatyrhinus poulsoni	E		0
4	E	Cavefish, Ozark	Amblyopsis rosae	T		0
6	E	Chub, bonytail	Gila elegans	E	10	10
1	E	Chub, Borax Lake	Gila boraxobius	E		0
2	E	Chub, Chihuahua	Gila nigrescens	T		0
6	E	Chub, humpback	Gila cypha	E	2	2
1	E	Chub, Hutton tui	Gila bicolor ssp.	T		0
1	E	Chub, Mohave tui	Gila bicolor mohavensis	E		0
1	E	Chub, Oregon	Oregonichthys crameri	E		0
1	E	Chub, Owens tui	Gila bicolor snyderi	E		0
1	E	Chub, Pahrnagat roundtail (=bonytail)	Gila robusta jordani	E		0
4	E	Chub, slender	Erimystax cahni	T		0
2	E	Chub, Sonora	Gila ditaenia	T		0
4	E	Chub, spotfin (=turquoise shiner)	Cyprinella monacha	T	1.2	1.2
6	E	Chub, Virgin River	Gila robusta semidnuda	E		0
2	E	Chub, Yaqui	Gila purpurea	E		0
1	E	Cui-ui	Chasmistes cujus	E		0
1	E	Dace, Ash Meadows speckled	Rhinichthys osculus nevadensis	E		0
4	E	Dace, blackside	Phoxinus cumberlandensis	T	1.5	1.5
1	E	Dace, Clover Valley speckled	Rhinichthys osculus oligoporus	E		0

AMOUNTS IN THOUSANDS OF \$\$\$

Lead Grp Reg.	Inverted Common Name	Scientific Name	Status	AMOUNTS IN THOUSANDS OF \$\$\$		
				General	Lands	Grand Total
1	E Dace, desert	Eremichthys acros	T			0
1	E Dace, Foskett speckled	Rhinichthys osculus ssp.	T			0
1	E Dace, Independence Valley speckled	Rhinichthys osculus lethoporus	E			0
6	E Dace, Kendall Warm Springs	Rhinichthys osculus thermalis	E			0
1	E Dace, Moapa	Moapa coriacea	E			0
4	E Darter, amber	Percina antesella	E			0
4	E Darter, bayou	Etheostoma rubrum	T			0
4	E Darter, bluemask (=jewel)	Etheostoma (Doration) sp.	E			0
4	E Darter, boulder (=Elk River)	Etheostoma wapiti	E			0
4	E Darter, Cherokee	Etheostoma (Ulocentra) sp.	T			0
4	E Darter, duskytail	Etheostoma (Catonotus) sp.	E			0
4	E Darter, Etowah	Etheostoma etowahae	E			0
2	E Darter, fountain	Etheostoma fonticola	E			0
4	E Darter, goldline	Percina aurolineata	T			0
2	E Darter, leopard	Percina pantherina	T			0
5	E Darter, Maryland	Etheostoma sellare	E			0
3	E Darter, Niangua	Etheostoma nianguae	T			0
4	E Darter, Okaloosa	Etheostoma okaloosae	E			0
4	E Darter, relict	Etheostoma chienense	E			0
4	E Darter, slackwater	Etheostoma boschungii	T			0
4	E Darter, snail	Percina tanasi	T			0
4	E Darter, watercress	Etheostoma nuchale	E			0
2	E Gambusia, Big Bend	Gambusia gaigei	E			0
2	E Gambusia, Clear Creek	Gambusia heterochir	E			0
2	E Gambusia, Pecos	Gambusia nobilis	E			0
2	E Gambusia, San Marcos	Gambusia georgei	E			0
1	E Goby, tidewater	Eucyclogobius newberryi	E	7.7		7.7
4	E Logperch, Conasauga	Percina jenkinsi	E			0
5	E Logperch, Roanoke	Percina rex	E			0
6	E Madtom, Neosho	Noturus placidus	T			0
4	E Madtom, pygmy	Noturus stanauli	E			0
3	E Madtom, Scioto	Noturus trautmani	E			0
4	E Madtom, Smoky	Noturus baileyi	E	1.2		1.2
4	E Madtom, yellowfin	Noturus flavipinnis	T	1.2		1.2
2	E Minnow, loach	Rhinichthys cobitis	T			0
2	E Minnow, Rio Grande silvery	Hybognathus amarus	E			0
1	E Poolfish, Pahrump	Empetrichthys latos	E			0
1	E Pupfish, Ash Meadows Amargosa	Cyprinodon nevadensis mionectes	E			0
2	E Pupfish, Comanche Springs	Cyprinodon elegans	E			0
2	E Pupfish, desert	Cyprinodon macularius	E			0

AMOUNTS IN THOUSANDS OF \$\$\$

Lead Grp	Inverted Common Name	Scientific Name	Status	General	Lands	Grand Total
1	E Pupfish, Devils Hole	Cyprinodon diabolis	E	4.3		4.3
2	E Pupfish, Leon Springs	Cyprinodon bovinus	E			0
1	E Pupfish, Owens	Cyprinodon radiosus	E			0
1	E Pupfish, Warm Springs	Cyprinodon nevadensis pectoralis	E			0
N	E Salmon, chinook, Sacramento R. winter run	Oncorhynchus tshawytscha	T			0
N	E Salmon, chinook, Snake R. fall run	Oncorhynchus tshawytscha	T			0
N	E Salmon, chinook, Snake R. spring/summer ru	Oncorhynchus tshawytscha	T			0
N	E Salmon, coho	Oncorhynchus (=Salmo) kisutch	T	219.7		219.7
N	E Salmon, sockeye (=red, =blueback), Snake R	Oncorhynchus nerka	E			0
4	E Sculpin, pygmy	Cottus pygmaeus	T			0
2	E Shiner, beautiful	Cyprinella formosa	T			0
4	E Shiner, blue	Cyprinella caerulea	T			0
4	E Shiner, Cahaba	Notropis cahabae	E			0
4	E Shiner, Cape Fear	Notropis mekistocholas	E			0
4	E Shiner, Palezone	Notropis sp.	E			0
2	E Shiner, Pecos bluntnose	Notropis simus pecosensis	T			0
4	E Silverside, Waccamaw	Menidia extensa	T			0
1	E Smelt, delta	Hypomesus transpacificus	T			0
2	E Spikedace	Meda fulgida	T			0
1	E Spinedace, Big Spring	Lepidomeda mollispinis pratensis	T			0
2	E Spinedace, Little Colorado	Lepidomeda vittata	T			0
1	E Spinedace, White River	Lepidomeda albivallis	E			0
1	E Springfish, Hiko White River	Crenichthys baileyi grandis	E			0
1	E Springfish, Railroad Valley	Crenichthys nevadae	T			0
1	E Springfish, White River	Crenichthys baileyi baileyi	E			0
6	E Squawfish, Colorado	Ptychocheilus lucius	E	2		2
1	E Stickleback, unarmored threespine	Gasterosteus aculeatus williamsoni	E			0
4	E Sturgeon, Gulf	Acipenser oxyrhynchus desotoi	T			0
6	E Sturgeon, pallid	Scaphirhynchus albus	E			0
N	E Sturgeon, shortnose	Acipenser brevirostrum	E			0
1	E Sturgeon, white (Kootenai River pop.)	Acipenser transmontanus	E			0
6	E Sucker, June	Chasmistes liorus	E			0
1	E Sucker, Lost River	Deltistes luxatus	E			0
1	E Sucker, Modoc	Catostomus microps	E			0
6	E Sucker, razorback	Xyrauchen texanus	E	85.5		85.5
1	E Sucker, shortnose	Chasmistes brevirostris	E			0
1	E Sucker, Warner	Catostomus warnerensis	T			0
2	E Topminnow, Gila (incl. Yaqui)	Poeciliopsis occidentalis	E			0
2	E Trout, Apache (=Arizona)	Oncorhynchus apache	T			0
2	E Trout, Gila	Oncorhynchus gilae	E			0

AMOUNTS IN THOUSANDS OF \$\$\$

Lead	Grp	Inverted Common Name	Scientific Name	Status	General	Lands	Grand Total
							4417.602
6	E	Trout, greenback cutthroat	<i>Oncorhynchus clarki stomias</i>	T	7		7
1	E	Trout, Lahontan cutthroat	<i>Oncorhynchus clarki henshawi</i>	T			0
1	E	Trout, Little Kern golden	<i>Oncorhynchus aguabonita whitei</i>	T			0
1	E	Trout, Paiute cutthroat	<i>Oncorhynchus clarki seleniris</i>	T			0
N	E	Trout, Umpqua River cutthroat	<i>Oncorhynchus clarki clarki</i>	E			0
6	E	Woundfin	<i>Plagopterus argentissimus</i>	E			0
4	F	Acornshell, southern	<i>Epioblasma othcaloogensis</i>	E			0
4	F	Bean, purple (=Fine-rayed purple pearly mus	<i>Villosa perpurpurea</i>	E			0
5	F	Clubshell	<i>Pleurobema clava</i>	E			0
4	F	Clubshell, black (=Curtus' mussel)	<i>Pleurobema curtum</i>	E			0
4	F	Clubshell, ovate	<i>Pleurobema perovatum</i>	E			0
4	F	Clubshell, southern	<i>Pleurobema decisum</i>	E			0
4	F	Combshell, Cumberlandian	<i>Epioblasma brevidens</i>	E			0
4	F	Combshell, southern (=penitent mussel)	<i>Epioblasma penita</i>	E			0
4	F	Combshell, upland	<i>Epioblasma metastrata</i>	E			0
4	F	Elktoe, Appalachian	<i>Alasmidonta raveneliana</i>	E			0
4	F	Elktoe, Cumberland	<i>Alasmidonta atropurpurea</i>	E			0
4	F	Fanshell	<i>Cyprogenia stegaria</i>	E			0
4	F	Fatmucket, Arkansas	<i>Lampsilis powelli</i>	T			0
4	F	Heelsplitter, Carolina	<i>Lasmigona decorata</i>	E			0
4	F	Heelsplitter, inflated	<i>Potamilus inflatus</i>	T			0
4	F	Kidneyshell, triangular	<i>Ptychobranhus greeni</i>	E			0
4	F	Lampmussel, Alabama (=Pearly mussel, Ala	<i>Lampsilis virescens</i>	E			0
4	F	Moccasinshell, Alabama	<i>Medionidus acutissimus</i>	T			0
4	F	Moccasinshell, Coosa	<i>Medionidus parvulus</i>	E			0
4	F	Mucket, orange-nacre	<i>Lampsilis perovalis</i>	T			0
5	F	Mussel, dwarf wedge	<i>Alasmidonta heterodon</i>	E			0
4	F	Mussel, oyster	<i>Epioblasma capsaeformis</i>	E			0
4	F	Mussel, ring pink (=golf stick pearly)	<i>Obovaria retusa</i>	E			0
3	F	Mussel, winged mapleleaf	<i>Quadrula fragosa</i>	E	32.26		32.26
4	F	Pearlshell, Louisiana	<i>Margaritifera hembeli</i>	T			0
4	F	Pearlymussel, Appalachian monkeyface	<i>Quadrula sparsa</i>	E			0
4	F	Pearlymussel, birdwing	<i>Conradilla caelata</i>	E			0
4	F	Pearlymussel, cracking	<i>Hemistena lata</i>	E			0
4	F	Pearlymussel, Cumberland bean	<i>Villosa trabalis</i>	E			0
4	F	Pearlymussel, Cumberland monkeyface	<i>Quadrula intermedia</i>	E			0
3	F	Pearlymussel, Curtis'	<i>Epioblasma florentina curtisi</i>	E			0
4	F	Pearlymussel, dromedary	<i>Dromus dromas</i>	E			0
4	F	Pearlymussel, green-blossom	<i>Epioblasma torulosa gubernaculum</i>	E			0
3	F	Pearlymussel, Higgins' eye	<i>Lampsilis higginsii</i>	E			0

AMOUNTS IN THOUSANDS OF \$\$\$

Lead Grp	Inverted Common Name	Scientific Name	Status	General	Lands	Grand Total
4	F	Pearlymussel, little-wing	E			0
4	F	Pearlymussel, orange-foot pimpleback	E			0
4	F	Pearlymussel, pale lilliput	E			0
4	F	Pearlymussel, pink mucket	E			0
4	F	Pearlymussel, purple cat's paw	E			0
4	F	Pearlymussel, tubercled-blossom	E			0
4	F	Pearlymussel, turgid-blossom	E			0
3	F	Pearlymussel, white cat's paw	E			0
4	F	Pearlymussel, white wartyback	E			0
4	F	Pearlymussel, yellow-blossom	E			0
4	F	Pigtoe, Cumberland (=Cumberland pigtoe m	E			0
4	F	Pigtoe, dark	E			0
4	F	Pigtoe, fine-rayed	E			0
4	F	Pigtoe, flat (=Marshall's mussel)	E			0
4	F	Pigtoe, heavy (=Judge Tait's mussel)	E			0
4	F	Pigtoe, rough	E			0
4	F	Pigtoe, shiny	E			0
4	F	Pigtoe, southern	E			0
4	F	Pocketbook, fat	E			0
4	F	Pocketbook, fine-lined	T			0
4	F	Pocketbook, speckled	E			0
4	F	Rabbitsfoot, rough	E			0
5	F	Riffleshell, northern	E			0
4	F	Riffleshell, tan	E			0
2	F	Rock-pocketbook, Ouachita (=Wheeler's pea	E			0
5	F	Spiny mussel, James River (=Virginia)	E			0
4	F	Spiny mussel, Tar River	E			0
4	F	Stirrupshell	E			0
6	G	Ambersnail, Kanab	E			0
1	G	Limpet, Banbury Springs	E			0
4	G	Marstonia (snail), royal (=obese)	E			0
4	G	Riversnail, Anthony's	E			0
4	G	Shagreen, Magazine Mountain	T			0
1	G	Snail, Bliss Rapids	T			0
5	G	Snail, Chittenango ovate amber	T			0
5	G	Snail, flat-spined three-toothed	T			0
3	G	Snail, Iowa Pleistocene	E			0
1	G	Snail, Morro shoulderband (=Banded dune)	E			0
4	G	Snail, noonday	T			0
4	G	Snail, painted snake coiled forest	T			0

4417.602

AMOUNTS IN THOUSANDS OF \$\$\$

Lead	Grp	Inverted Common Name	Scientific Name	Status	General	Lands	Grand Total
							4417.602
1	G	Snail, Snake River physa	Physa natricina	E			0
4	G	Snail, Stock Island tree	Orthalicus reses	T			0
4	G	Snail, tulotoma (=Alabama live-bearing)	Tulotoma magnifica	E			0
1	G	Snail, Utah valvata	Valvata utahensis	E			0
5	G	Snail, Virginia fringed mountain	Polygyriscus virginianus	E			0
1	G	Snails, Oahu tree	Achatinella^ spp. (all species)	E			0
2	G	Springsnail, Alamosa	Tryonia alamosae	E			0
1	G	Springsnail, Bruneau Hot	Pyrgulopsis bruneauensis	E			0
1	G	Springsnail, Idaho	Fontelicella idahoensis	E			0
2	G	Springsnail, Socorro	Pyrgulopsis neomexicana	E			0
5	I	Beetle, American burying (=giant carrion)	Nicrophorus americanus	E			0
2	I	Beetle, Coffin Cave mold	Batrisodes texanus	E			0
1	I	Beetle, delta green ground	Elaphrus viridis	T			0
3	I	Beetle, Hungerford's crawling water	Brychius hungerfordi	E			0
2	I	Beetle, Kretschmarr Cave mold	Texamaurops reddelli	E			0
1	I	Beetle, Mount Hermon June	Polyphylla barbata	E			0
5	I	Beetle, northeastern beach tiger	Cicindela dorsalis dorsalis	T	1		1
5	I	Beetle, Puritan tiger	Cicindela puritana	T			0
2	I	Beetle, Tooth Cave ground	Rhadine persephone	E			0
1	I	Beetle, valley elderberry longhorn	Desmocerus californicus dimorphus	T			0
1	I	Butterfly, bay checkerspot	Euphydryas editha bayensis	T			0
1	I	Butterfly, El Segundo blue	Euphilotes battoides allyni	E			0
3	I	Butterfly, Karner blue	Lycaeides melissa samuelis	E	40		40
1	I	Butterfly, Lange's metalmark	Apodemia mormo langei	E			0
1	I	Butterfly, lotis blue	Lycaeides argyrognomon lotis	E			0
1	I	Butterfly, mission blue	Icaricia icarioides missionensis	E	30		30
3	I	Butterfly, Mitchell's satyr	Neonympha mitchellii mitchellii	E			0
1	I	Butterfly, Myrtle's silverspot	Speyeria zerene myrtleae	E			0
1	I	Butterfly, Oregon silverspot	Speyeria zerene hippolyta	T			0
1	I	Butterfly, Palos Verdes blue	Glaucopsyche lygdamus palosverdesensis	E			0
1	I	Butterfly, Quino checkerspot	Euphydryas editha quino (=E. e. wrighti)	E			0
4	I	Butterfly, Saint Francis' satyr	Neonympha mitchellii francisci	E			0
1	I	Butterfly, San Bruno elfin	Callophrys mossii bayensis	E			0
4	I	Butterfly, Schaus swallowtail	Heraclides aristodemus ponceanus	E			0
1	I	Butterfly, Smith's blue	Euphilotes enoptes smithi	E			0
6	I	Butterfly, Uncompahgre fritillary	Boloria acrocneuma	E			0
3	I	Dragonfly, Hine's (=Ohio) emerald	Somatochlora hineana	E			0
1	I	Fly, Delhi Sands flower-loving	Rhaphiomidas terminatus abdominalis	E			0
1	I	Grasshopper, Zayante band-winged	Trimerotropis infantilis	E			0
1	I	Moth, Kern primrose sphinx	Euproserpinus euterpe	T			0

AMOUNTS IN THOUSANDS OF \$\$\$

Lead Grp Reg.	Inverted Common Name	Scientific Name	Status	General	Lands	Grand Total
						4417.602
1	I Naucorid, Ash Meadows	Ambrysus amargosus	T			0
1	I Skipper, Laguna Mountains	Pyrgus ruralis lagunae	E			0
6	I Skipper, Pawnee montane	Hesperia leonardus montana	T			0
2	J Harvestman, Bee Creek Cave	Texella reddelli	E			0
2	J Harvestman, Bone Cave	Texella reyesi	E			0
2	J Pseudoscorpion, Tooth Cave	Microcreagris texana	E			0
4	J Spider, spruce-fir moss	Microhexura montivaga	E			0
2	J Spider, Tooth Cave	Leptoneta myopica	E			0
5	K Amphipod, Hay's Spring	Stygobromus hayi	E			0
4	K Crayfish, cave [no common name]	Cambarus aculabrum	E			0
4	K Crayfish, cave [no common name]	Cambarus zophonastes	E			0
4	K Crayfish, Nashville	Orconectes shoupi	E			0
1	K Crayfish, Shasta (=placid)	Pacifastacus fortis	E			0
1	K Fairy shrimp, Conservancy	Branchinecta conservatio	E			0
1	K Fairy shrimp, longhorn	Branchinecta longiantenna	E			0
1	K Fairy shrimp, riverside	Streptocephalus woottoni	E			0
1	K Fairy shrimp, San Diego	Branchinecta sandiegoensis	E			0
1	K Fairy shrimp, vernal pool	Branchinecta lynchi	T			0
5	K Isopod, Lee County cave	Lirceus usdagalun	E			0
5	K Isopod, Madison Cave	Antrolana lira	T			0
2	K Isopod, Socorro	Thermosphaeroma thermophilus	E			0
4	K Shrimp, Alabama cave	Palaemonias alabamae	E			0
1	K Shrimp, California freshwater	Syncaris pacifica	E	2.198		2.198
4	K Shrimp, Kentucky cave	Palaemonias ganteri	E			0
4	K Shrimp, Squirrel Chimney Cave (=Florida ca	Palaemonetes cummingi	T			0
1	K Tadpole shrimp, vernal pool	Lepidurus packardii	E			0
1	Q Abutilon eremitopetalum (=Sci name)	Abutilon eremitopetalum	E			0
1	Q Abutilon sandwicense (=Sci name)	Abutilon sandwicense	E			0
1	Q Achyranthes mutica (=Sci. name)	Achyranthes mutica	E			0
2	Q Agave, Arizona	Agave arizonica	E			0
1	Q Alani	Melicope adscendens	E			0
1	Q Alani	Melicope balloui	E			0
1	Q Alani	Melicope haupuensis	E			0
1	Q Alani	Melicope knudsenii	E			0
1	Q Alani	Melicope lydgatei	E			0
1	Q Alani	Melicope mucronulata	E			0
1	Q Alani	Melicope ovalis	E			0
1	Q Alani	Melicope pallida	E			0
1	Q Alani	Melicope quadrangularis	E			0
1	Q Alani	Melicope reflexa	E			0

AMOUNTS IN THOUSANDS OF \$\$\$

Lead Grp	Reg.	Inverted Common Name	Scientific Name	Status	General	Lands	Grand Total
							4417.602
1	Q	Alani	Melicope saint-johnii	E			0
1	Q	Alani	Melicope zahlbruckneri	E			0
1	Q	Alsinidendron obovatum (=Sci name)	Alsinidendron obovatum	E			0
1	Q	Alsinidendron trinerve (=Sci name)	Alsinidendron trinerve	E			0
1	Q	Alsinodendron viscosum (=Sci. name)	Alsinidendron viscosum	E			0
4	Q	Amaranth, seabeach	Amaranthus pumilus	T	22		22
1	Q	Amaranthus brownii (=Sci. name)	Amaranthus brownii	E			0
2	Q	Ambrosia, south Texas	Ambrosia cheiranthifolia	E			0
4	Q	Amphianthus, little	Amphianthus pusillus	T			0
4	Q	Aristida chaseae (=Sci name)	Aristida chaseae	E			0
4	Q	Arrowhead, bunched	Sagittaria fasciculata	E			0
3	Q	Aster, decurrent false	Boltonia decurrens	T			0
4	Q	Aster, Florida golden	Chrysopsis floridana	E			0
4	Q	Aster, Ruth's golden	Pityopsis ruthii	E			0
4	Q	Auerodendron pauciflorum (=Sci name)	Auerodendron pauciflorum	E			0
1	Q	Aupaka	Isodendron hosakae	E			0
1	Q	Aupaka	Isodendron laurifolium	E			0
1	Q	Aupaka	Isodendron longifolium	T			0
4	Q	Avens, spreading	Geum radiatum	E	15		15
2	Q	Ayenia, Texas	Ayenia limitaris	E			0
1	Q	A`e	Zanthoxylum dipetalum var. tomentosum	E			0
1	Q	A`e	Zanthoxylum hawaiiense	E			0
1	Q	Baccharis, Encinitis	Baccharis vanessae	T			0
1	Q	Barberry, island	Berberis pinnata ssp. insularis	E	0.2		0.2
1	Q	Barberry, Truckee	Berberis sonnei	E			0
4	Q	Bariaco	Trichilia triacantha	E			0
5	Q	Beaked-rush, Knieskern's	Rhynchospora knieskernii	T			0
6	Q	Bear-poppy, dwarf	Arctomecon humilis	E			0
6	Q	Beardtongue, Penland	Penstemon penlandii	E			0
4	Q	Beargrass, Britton's	Nolina brittoniana	E			0
4	Q	Beauty, Harper's	Harperocallis flava	E			0
1	Q	Bedstraw, El Dorado	Galium californicum ssp. sierrae	E			0
1	Q	Bedstraw, island	Galium buxifolium	E	0.2		0.2
4	Q	Bellflower, Brooksville	Campanula robinsiae	E			0
1	Q	Bidens, cuneate	Bidens cuneata	E			0
5	Q	Birch, Virginia round-leaf	Betula uber	T			0
1	Q	Bird's beak, palmate-bracted	Cordylanthus palmatus	E			0
1	Q	Bird's-beak, Pennell's	Cordylanthus tenuis ssp. capillaris	E			0
1	Q	Bird's-beak, salt marsh	Cordylanthus maritimus ssp. maritimus	E			0
4	Q	Birds-in-a-nest, white	Macbridea alba	T			0

AMOUNTS IN THOUSANDS OF \$\$\$

Lead Grp	Reg.	Inverted Common Name	Scientific Name	Status	General	Lands	Grand Total
							4417.602
4	Q	Bittercress, small-anthered	Cardamine micranthera	E			0
6	Q	Bladderpod, Dudley Bluffs	Lesquerella congesta	T			0
6	Q	Bladderpod, kodachrome	Lesquerella tumulosa	E			0
4	Q	Bladderpod, lyrate	Lesquerella lyrata	T			0
3	Q	Bladderpod, Missouri	Lesquerella filiformis	E			0
1	Q	Bladderpod, San Bernardino Mountains	Lesquerella kingii ssp. bernardina	E			0
4	Q	Bladderpod, Spring Creek	Lesquerella perforata	E			0
2	Q	Bladderpod, white	Lesquerella pallida	E			0
1	Q	Blazingstar, Ash Meadows	Mentzelia leucophylla	T			0
4	Q	Blazingstar, Heller's	Liatris helleri	T	15		15
4	Q	Blazingstar, scrub	Liatris ohlingerae	E			0
2	Q	Blue-star, Kearney's	Amsonia kearneyana	E			0
1	Q	Bluegrass, Hawaiian	Poa sandvicensis	E			0
1	Q	Bluegrass, Mann's	Poa mannii	E			0
4	Q	Bluet, Roan Mountain	Hedyotis purpurea var. montana	E			0
1	Q	Bonamia menziesii (=Sci name)	Bonamia menziesii	E			0
4	Q	Bonamia, Florida	Bonamia grandiflora	T			0
4	Q	Boxwood, Vahl's	Buxus vahlii	E			0
1	Q	Broom, San Clemente Island	Lotus dendroideus ssp. traskiae	E			0
1	Q	Buckwheat, cushenbury	Eriogonum ovalifolium var. vineum	E			0
4	Q	Buckwheat, scrub	Eriogonum longifolium var. gnaphalifolium	T			0
1	Q	Buckwheat, steamboat	Eriogonum ovalifolium var. williamsiae	E			0
5	Q	Bulrush, Northeastern (=barbed bristle)	Scirpus ancistrochaetus	E			0
3	Q	Bush-clover, prairie	Lespedeza leptostachya	T			0
1	Q	Bush-mallow, San Clemente Island	Malacothamnus clementinus	E			0
1	Q	Bush-mallow, Santa Cruz Island	Malacothamnus fasciculatus var. nesioticus	E	0.2		0.2
6	Q	Buttercup, autumn	Ranunculus acriformis var. aestivalis	E			0
1	Q	Butterweed, Layne's	Senecio layneae	T			0
4	Q	Butterwort, Godfrey's	Pinguicula ionantha	T			0
4	Q	Button, Mohr's Barbara	Marshallia mohrii	T			0
1	Q	Button-celery, San Diego	Eryngium aristulatum var. parishii	E			0
2	Q	Cactus, Arizona hedgehog	Echinocereus triglochidiatus var. arizonicus	E			0
1	Q	Cactus, Bakersfield	Opuntia treleasei	E			0
2	Q	Cactus, black lace	Echinocereus reichenbachii var. albertii	E			0
2	Q	Cactus, Brady pincushion	Pediocactus bradyi	E	0.5		0.5
2	Q	Cactus, bunched cory	Coryphantha ramillosa	T			0
2	Q	Cactus, Chisos Mtn. hedgehog	Echinocereus chisoensis var. chisoensis	T	2		2
2	Q	Cactus, Cochise pincushion	Coryphantha robbinsorum	T			0
4	Q	Cactus, Key tree	Pilosocereus robinii	E			0
2	Q	Cactus, Knowlton	Pediocactus knowltonii	E			0

AMOUNTS IN THOUSANDS OF \$\$\$

Lead	Grp	Inverted Common Name	Scientific Name	Status	General	Lands	Grand Total
							4417.602
2	Q	Cactus, Kuenzler hedgehog	Echinocereus fendleri var. kuenzleri	E			0
2	Q	Cactus, Lee pincushion	Coryphantha sneedii var. leei	T	21		21
2	Q	Cactus, Lloyd's hedgehog	Echinocereus lloydii	E			0
2	Q	Cactus, Lloyd's Mariposa	Echinomastus mariposensis	T			0
2	Q	Cactus, Mesa Verde	Sclerocactus mesae-verdae	T			0
2	Q	Cactus, Nellie cory	Escobaria minima	E			0
2	Q	Cactus, Nichol's Turk's head	Echinocactus horizonthalonius var. nicholii	E			0
2	Q	Cactus, Peebles Navajo	Pediocactus peeblesianus var. peeblesianus	E			0
2	Q	Cactus, Pima pineapple	Coryphantha scheeri var. robustispina	E			0
6	Q	Cactus, San Rafael	Pediocactus despainii	E	7		7
2	Q	Cactus, Siler pincushion	Pediocactus sileri	T			0
2	Q	Cactus, Sneed pincushion	Coryphantha sneedii var. sneedii	E			0
2	Q	Cactus, star	Astrophytum asterias	E			0
2	Q	Cactus, Tobusch fishhook	Ancistrocactus tobuschii	E			0
6	Q	Cactus, Unita Basin hookless	Sclerocactus glaucus	T			0
6	Q	Cactus, Wright fishhook	Sclerocactus wrightiae	E	1		1
4	Q	Calyptanthes thomasiana (=Sci name)	Calyptanthes thomasiana	E			0
4	Q	Campion, fringed	Silene polypetala	E			0
4	Q	Capa rosa	Callicarpa ampla	E			0
2	Q	Cat's-eye, Terlingua Creek	Cryptantha crassipes	E			0
1	Q	Ceanothus, coyote (=California-lilac, Coyote)	Ceanothus ferrisae	E			0
1	Q	Ceanothus, Pine Hill	Ceanothus roderickii	E			0
1	Q	Centauray, spring-loving	Centaurium namophilum	T			0
1	Q	Chaff-flower, round-leaved	Achyranthes splendens var. rotundata	E			0
4	Q	Chaffseed, American	Schwalbea americana	E			0
4	Q	Chamaecrista glandulosa var. mirabilis (=Sci)	Chamaecrista glandulosa var. mirabilis	E			0
1	Q	Chamaesyce halemanui (=Sci name)	Chamaesyce halemanui	E			0
1	Q	Checker-mallow, Nelson's	Sidalcea nelsoniana	T			0
1	Q	Checker-mallow, pedate	Sidalcea pedata	E			0
4	Q	Chumbo, higo	Harrisia portoricensis	T			0
4	Q	Chupacallos (=Chupagallo)	Pleodendron macranthum	E			0
5	Q	Cinquefoil, Robbins'	Potentilla robbinsiana	E			0
1	Q	Clarkia, Pismo	Clarkia speciosa ssp. immaculata	E			0
1	Q	Clarkia, Presidio	Clarkia franciscana	E	116.4		116.4
2	Q	Cliff-rose, Arizona	Purshia subintegra	E			0
3	Q	Clover, running buffalo	Trifolium stoloniferum	E			0
4	Q	Coneflower, smooth	Echinacea laevigata	E			0
4	Q	Coneflower, Tennessee purple	Echinacea tennesseensis	E			0
4	Q	Cordia bellonis	Cordia bellonis	E			0
4	Q	Cranichis ricartii (=Sci name)	Cranichis ricartii	E			0

AMOUNTS IN THOUSANDS OF \$\$\$

Lead Grp Reg.		Inverted Common Name	Scientific Name	Status	General	Lands	Grand Total 4417.602
6	Q	Cress, toad-flax	Schoenocrambe suffrutescens	E			0
1	Q	Crownbeard, big-leaved	Verbesina dissita	T			0
1	Q	Cyanea macrostegia ssp. gibsonii (=Sci nam	Cyanea macrostegia ssp. gibsonii	E			0
1	Q	Cyanea superba (=Sci name)	Cyanea superba	E			0
1	Q	Cyanea undulata (=Sci name)	Cyanea undulata	E			0
2	Q	Cycladenia, Jones	Cycladenia humilis var. jonesii	T	0.5		0.5
3	Q	Daisy, lakeside	Hymenoxys herbacea (=acaulis var. glabra [^])	T			0
6	Q	Daisy, Maguire	Erigeron maguirei var. maguirei	E	4		4
1	Q	Daisy, Parish's	Erigeron parishii	T			0
4	Q	Daphnopsis hellerana (=Sci name)	Daphnopsis hellerana	E			0
2	Q	Dawn-flower, Texas prairie	Hymenoxys texana	E			0
1	Q	Delissea rhytidosperma (=Sci name)	Delissea rhytidosperma	E			0
1	Q	Delissea undulata (=Sci name)	Delissea undulata	E			0
2	Q	Dogweed, ashy	Thymophylla tephroleuca	E			0
4	Q	Dropwort, Canby's	Oxypolis canbyi	E			0
1	Q	Dubautia latifolia (=Sci name)	Dubautia latifolia	E			0
1	Q	Dubautia pauciflora (=Sci name)	Dubautia pauciflora	E			0
1	Q	Dudleya, Conejo	Dudleya abramsii ssp. parva	T			0
1	Q	Dudleya, Marcescent	Dudleya cymosa ssp. marcescens	T			0
1	Q	Dudleya, Santa Clara Valley	Dudleya setchellii	E			0
1	Q	Dudleya, Santa Cruz Island	Dudleya nesiotica	T	0.2		0.2
1	Q	Dudleya, Verity's	Dudleya verityi	T			0
1	Q	Dudleyea, Santa Monica Mountains	Dudleya cymosa ssp. ovatifolia	T			0
1	Q	Dwarf-flax, Marin	Hesperolinon congestum	T	22.655		22.655
4	Q	Erubia	Solanum drymophilum	E			0
4	Q	Eugenia woodburyana (=Sci name)	Eugenia woodburyana	E			0
1	Q	Evening-primrose, Antioch Dunes	Oenothera deltoides ssp. howellii	E			0
1	Q	Evening-primrose, Eureka Valley	Oenothera avita ssp. eurekaensis	E	4.5		4.5
1	Q	Evening-primrose, San Benito	Camissonia benitensis	T			0
1	Q	Fiddleneck, Large-flowered	Amsinckia grandiflora	E			0
1	Q	Flannelbush, Pine Hill	Fremontodendron californicum ssp. decumbens	E			0
2	Q	Fleabane, Rhizome	Erigeron rhizomatus	T			0
1	Q	Four-o'clock, MacFarlane's	Mirabilis macfarlanei	E			0
2	Q	Frankenia, Johnston's	Frankenia johnstonii	E			0
1	Q	Fringepod (=lacepod), Santa Cruz Island	Thysanocarpus conchuliferus	E	0.2		0.2
1	Q	Gahnia lanaiensis (=Sci name)	Gahnia lanaiensis	E			0
1	Q	Gardenia, Hawaiian (na`u)	Gardenia brighamii	E			0
4	Q	Geocarpon minimum (=Sci name)	Geocarpon minimum	T			0
1	Q	Geranium, Hawaiian red-flowered	Geranium arboreum	E			0
5	Q	Gerardia, sandplain	Agalinis acuta	E			0

AMOUNTS IN THOUSANDS OF \$\$\$

Lead Grp	Inverted Common Name	Scientific Name	Status	General	Lands	Grand Total
4	Q Gesneria pauciflora (=Sci name)	Gesneria pauciflora	T			0
1	Q Gilia, Hoffmann's slender-flowered	Gilia tenuiflora ssp. hoffmannii	E	0.2		0.2
1	Q Gilia, Monterey	Gilia tenuiflora ssp. arenaria	E			0
4	Q Goetzea, beautiful (matabuey)	Goetzea elegans	E			0
4	Q Goldenrod, Blue Ridge	Solidago spithamaea	T			0
3	Q Goldenrod, Houghton's	Solidago houghtonii	T			0
4	Q Goldenrod, Short's	Solidago shortii	E			0
4	Q Goldenrod, white-haired	Solidago albopilosa	T			0
1	Q Goldfields, Burke's	Lasthenia burkei	E			0
1	Q Goldfields, Contra Costa	Lasthenia conjugens	E			0
4	Q Gooseberry, Miccosukee (Florida)	Ribes echinellum	T			0
1	Q Gouania hillebrandii (=Sci name)	Gouania hillebrandii	E			0
1	Q Gouania meyenii (=Sci name)	Gouania meyenii	E			0
1	Q Gouania vitifolia (=Sci name)	Gouania vitifolia	E			0
4	Q Gourd, Okeechobee	Cucurbita okeechobeensis ssp. okeechobeensis	E			0
1	Q Grass, California Orcutt	Orcuttia californica	E			0
1	Q Grass, Colusa	Neostapfia colusana	T			0
1	Q Grass, Eureka Dune	Swallenia alexandrae	E	4.5		4.5
1	Q Grass, Solano	Tuctoria mucronata	E			0
4	Q Grass, Tennessee yellow-eyed	Xyris tennesseensis	E			0
4	Q Ground-plum, Guthrie's	Astragalus bibullatus	E			0
2	Q Groundsel, San Francisco Peaks	Senecio franciscanus	T			0
1	Q Gumplant, Ash Meadows	Grindelia fraxino-pratensis	T			0
1	Q Haha	Cyanea (=Rollandia) humboldtiana	E			0
1	Q Haha	Cyanea (=Rollandia) st-johnii	E			0
1	Q Haha	Cyanea acuminata	E			0
1	Q Haha	Cyanea asarifolia	E			0
1	Q Haha	Cyanea copelandii ssp. copelandii	E			0
1	Q Haha	Cyanea dunbarii	E			0
1	Q Haha	Cyanea grimesiana ssp. obatae	E			0
1	Q Haha	Cyanea grimesiana ssp. grimesiana	E			0
1	Q Haha	Cyanea hamatiflora ssp. carlsonii	E			0
1	Q Haha	Cyanea koolauensis	E			0
1	Q Haha	Cyanea lobata	E			0
1	Q Haha	Cyanea longiflora	E			0
1	Q Haha	Cyanea mannii	E			0
1	Q Haha	Cyanea mceldowneyi	E			0
1	Q Haha	Cyanea pinnatifida	E			0
1	Q Haha	Cyanea platyphylla	E			0
1	Q Haha	Cyanea procera	E			0

AMOUNTS IN THOUSANDS OF \$\$\$

Lead	Grp	Inverted Common Name	Scientific Name	Status	General	Lands	Grand Total
Reg.							4417.602
1	Q	Haha	Cyanea recta	T			0
1	Q	Haha	Cyanea remyi	E			0
1	Q	Haha	Cyanea shipmannii	E			0
1	Q	Haha	Cyanea stictophylla	E			0
1	Q	Haha	Cyanea truncata	E			0
1	Q	Hala pepe	Pleomele hawaiiensis	E	1		1
1	Q	Haplostachys haplostachya (=Sci name)	Haplostachys haplostachya	E			0
4	Q	Harebells, Avon Park	Crotalaria avonensis	E			0
5	Q	Harperella	Ptilimnium nodosum	E			0
1	Q	Hau kuahiwi	Hibiscadelphus giffardianus	E			0
1	Q	Hau kuahiwi	Hibiscadelphus woodii	E			0
1	Q	Hau kuahiwi, Hualalai	Hibiscadelphus hualalaiensis	E			0
1	Q	Ha`iwale	Cyrtandra crenata	E			0
1	Q	Ha`iwale	Cyrtandra dentata	E			0
1	Q	Ha`iwale	Cyrtandra giffardii	E			0
1	Q	Ha`iwale	Cyrtandra limahuliensis	T			0
1	Q	Ha`iwale	Cyrtandra munroi	E			0
1	Q	Ha`iwale	Cyrtandra polyantha	E			0
1	Q	Ha`iwale	Cyrtandra subumbellata	E			0
1	Q	Ha`iwale	Cyrtandra tintinnabula	E			0
1	Q	Ha`iwale	Cyrtandra viridiflora	E			0
4	Q	Heartleaf, dwarf-flowered	Hexastylis naniflora	T			0
4	Q	Heather, mountain golden	Hudsonia montana	T			0
1	Q	Heau	Exocarpos luteolus	E			0
1	Q	Hedyotis degeneri (=Sci name)	Hedyotis degeneri	E			0
1	Q	Hedyotis parvula (=Sci name)	Hedyotis parvula	E			0
1	Q	Hedyotis, Na Pali beach	Hedyotis st.-johnii	E			0
1	Q	Hesperomannia arborescens (=Sci name)	Hesperomannia arborescens	E			0
1	Q	Hesperomannia arbuscula (=Sci name)	Hesperomannia arbuscula	E			0
1	Q	Hesperomannia lydgatei (=Sci name)	Hesperomannia lydgatei	E			0
1	Q	Hibiscus, Clay's	Hibiscus clayi	E			0
4	Q	Higuero de Sierra	Crescentia portoricensis	E			0
1	Q	Holei	Ochrosia kilaueaensis	E			0
4	Q	Holly, Cook's	Ilex cookii	E			0
6	Q	Howellia, water	Howellia aquatilis	T			0
4	Q	Hypericum, highlands scrub	Hypericum cumulicola	E			0
4	Q	Ilex sintenisii (=Sci name)	Ilex sintenisii	E			0
1	Q	Iliau, dwarf	Wilkesia hobbyi	E			0
1	Q	Indian paintbrush, San Clemente Island	Castilleja grisea	E			0
2	Q	Ipomopsis, Holy Ghost	Ipomopsis sancti-spiritus	E			0

AMOUNTS IN THOUSANDS OF \$\$\$

Lead Reg.	Grp	Inverted Common Name	Scientific Name	Status	General	Lands	Grand Total
							4417.602
3	Q	Iris, dwarf lake	<i>Iris lacustris</i>	T			0
4	Q	Irisette, white	<i>Sisyrinchium dichotomum</i>	E			0
1	Q	Ischaemum, Hilo	<i>Ischaemum byrone</i>	E	2		2
1	Q	Ivesia, Ash Meadows	<i>Ivesia kingii</i> var. <i>eremica</i>	T			0
4	Q	Jacquemontia, beach	<i>Jacquemontia reclinata</i>	E			0
1	Q	Jewelflower, California	<i>Caulanthus californicus</i>	E			0
1	Q	Jewelflower, Metcalf Canyon	<i>Streptanthus albidus</i> ssp. <i>albidus</i>	E			0
1	Q	Jewelflower, Tiburon	<i>Streptanthus niger</i>	E			0
5	Q	Joint-vetch, sensitive	<i>Aeschynomene virginica</i>	T			0
1	Q	Kamakahala	<i>Labordia cyrtandrae</i>	E			0
1	Q	Kamakahala	<i>Labordia iydgatei</i>	E			0
1	Q	Kamakahala	<i>Labordia tinifolia</i> var. <i>wahiawaensis</i>	E			0
1	Q	Kauai hau kuahiwi	<i>Hibiscadelphus distans</i>	E			0
1	Q	Kauila	<i>Colubrina oppositifolia</i>	E			0
1	Q	Kaulu	<i>Pteralyxia kauaiensis</i>	E			0
1	Q	Kio`ele	<i>Hedyotis coriacea</i>	E			0
1	Q	Kiponapona	<i>Phyllostegia racemosa</i>	E			0
1	Q	Kokio, Cooke's	<i>Kokia cookei</i>	E			0
1	Q	Koki`o (=hau-hele`ula or Hawaii tree cotton)	<i>Kokia drynarioides</i>	E			0
1	Q	Koki`o ke`oke`o	<i>Hibiscus arnottianus</i> ssp. <i>immaculatus</i>	E			0
1	Q	Koki`o ke`oke`o	<i>Hibiscus waimeae</i> ssp. <i>hannerae</i>	E			0
1	Q	Koki`o, Kaua`i	<i>Kokia kauaiensis</i>	E			0
1	Q	Kolea	<i>Myrsine juddii</i>	E			0
1	Q	Kolea	<i>Myrsine linearifolia</i>	T			0
1	Q	ko`oko`olau	<i>Bidens micrantha</i> ssp. <i>kalealaha</i>	E			0
1	Q	Ko`oko`olau	<i>Bidens wiebkei</i>	E			0
1	Q	Ko`oloa`ula	<i>Abutilon menziesii</i>	E			0
1	Q	Kuahiwi, laukahi	<i>Plantago hawaiiensis</i>	E			0
1	Q	Kuahiwi, laukahi	<i>Plantago princeps</i>	E			0
1	Q	Kuawawaenohu	<i>Alsinidendron lychnoides</i>	E			0
1	Q	Kula, wahine noho	<i>Isodendron pyriform</i>	E			0
1	Q	Kulu`i	<i>Nototrichium humile</i>	E			0
2	Q	Ladies'-tresses, Canelo Hills (=Madrean)	<i>Spiranthes delitescens</i>	E	0.5		0.5
2	Q	Ladies'-tresses, Navasota	<i>Spiranthes parksii</i>	E			0
6	Q	Ladies'-tresses, Ute	<i>Spiranthes diluvialis</i>	T	29		29
1	Q	Lagu, Hyan	<i>Serianthes nelsonii</i>	E			0
1	Q	Larkspur, San Clemente Island	<i>Delphinium variegatum</i> ssp. <i>kinkiense</i>	E			0
1	Q	Lau`ehu	<i>Panicum niihauense</i>	E			0
1	Q	Laulihilihi (=Ma`oli`oli)	<i>Schiedea stellarioides</i>	E			0
1	Q	Layia, beach	<i>Layia carnosa</i>	E	1.555		1.555

AMOUNTS IN THOUSANDS OF \$\$\$

Lead Grp Reg.	Q	Inverted Common Name	Scientific Name	Status	AMOUNTS IN THOUSANDS OF \$\$\$		Grand Total
					General	Lands	
							4417.602
4	Q	Lead-plant, Crenulate	<i>Amorpha crenulata</i>	E			0
4	Q	Leather flower, Alabama	<i>Clematis socialis</i>	E			0
4	Q	Leather flower, Morefield's	<i>Clematis morefieldii</i>	E			0
4	Q	<i>Lepanthes eltoroensis</i> (=Sci name)	<i>Lepanthes eltoroensis</i>	E			0
4	Q	<i>Leptocereus grantianus</i> (=Sci name)	<i>Leptocereus grantianus</i>	E			0
1	Q	Lessingia, San Francisco	<i>Lessingia germanorum</i> (=L. g. var. <i>germanorum</i>)	E	134.9		134.9
1	Q	Liliwai	<i>Acaena exigua</i>	E			0
3	Q	Lily, Minnesota trout	<i>Erythronium propullans</i>	E			0
1	Q	Lily, Western	<i>Lilium occidentale</i>	E			0
1	Q	<i>Lipochaeta venosa</i> (=Sci name)	<i>Lipochaeta venosa</i>	E			0
1	Q	Liveforever, Santa Barbara Island	<i>Dudleya traskiae</i>	E	0.3		0.3
1	Q	<i>Lobelia gaudichaudii</i> ssp. <i>koolauensis</i> , (=S	<i>Lobelia gaudichaudii</i> var. <i>koolauensis</i>	E			0
1	Q	<i>Lobelia monostachya</i> (=Sci. name)	<i>Lobelia monostachya</i>	E			0
1	Q	<i>Lobelia niihauensis</i> (=Sci name)	<i>Lobelia niihauensis</i>	E			0
1	Q	<i>Lobelia oahuensis</i> (=Sci name)	<i>Lobelia oahuensis</i>	E			0
3	Q	Locoweed, Fassett's	<i>Oxytropis campestris</i> var. <i>chartacea</i>	T			0
1	Q	Lomatium, Bradshaw's	<i>Lomatium bradshawii</i>	E			0
4	Q	Loosestrife, rough-leaved	<i>Lysimachia asperulaefolia</i>	E			0
1	Q	Loulu	<i>Pritchardia affinis</i>	E	1		1
1	Q	Loulu	<i>Pritchardia kaalae</i>	E			0
1	Q	Loulu	<i>Pritchardia munroi</i>	E			0
1	Q	Loulu	<i>Pritchardia napaliensis</i>	E			0
1	Q	Loulu	<i>Pritchardia schattaueri</i>	E			0
1	Q	Loulu	<i>Pritchardia viscosa</i>	E			0
5	Q	Lousewort, Furbish	<i>Pedicularis furbishiae</i>	E			0
1	Q	Love grass, Fosberg's	<i>Eragrostis fosbergii</i>	E			0
1	Q	Lupine, clover	<i>Lupinus tidestromii</i>	E			0
4	Q	Lupine, scrub	<i>Lupinus aridorum</i>	E			0
4	Q	<i>Lyonia truncata</i> var. <i>proctorii</i> (=Sci name)	<i>Lyonia truncata</i> var. <i>proctorii</i>	E	1.555		1.555
1	Q	<i>Lysimachia filifolia</i> (=Sci name)	<i>Lysimachia filifolia</i>	E			0
1	Q	<i>Lysimachia lydgatei</i> (=Sci name)	<i>Lysimachia lydgatei</i>	E			0
1	Q	<i>Lysimachia maxima</i> (=ternifolia) (=Sci. nam	<i>Lysimachia maxima</i> (=ternifolia)	E			0
1	Q	Mahoe	<i>Alectryon macrococcus</i>	E			0
1	Q	Makou	<i>Peucedanum sandwicense</i>	T			0
1	Q	Malacothrix, island	<i>Malacothrix squalida</i>	E	0.2		0.2
1	Q	Mallow, Kern	<i>Eremalche kernensis</i>	E			0
5	Q	Mallow, Peter's Mountain	<i>Iliamna corei</i>	E			0
1	Q	Malocothrix, Santa Cruz Island	<i>Malacothrix indecora</i>	E	0.4		0.4
4	Q	Manaca, palma de	<i>Calyptronoma rivalis</i>	T			0
2	Q	Manioc, Walker's	<i>Manihot walkerae</i>	E			0

AMOUNTS IN THOUSANDS OF \$\$\$

Lead Grp	Inverted Common Name	Scientific Name	Status	General	Lands	Grand Total
1	Q	Manzanita, Del Mar (=Costa Baja, =Eastwo	Arctostaphylos glandulosa ssp. crassifolia	E		0
1	Q	Manzanita, Morro	Arctostaphylos morroensis	T		0
1	Q	Manzanita, Presido (=Raven's)	Arctostaphylos hookeri var. ravenii	E	30.3	30.3
1	Q	Manzanita, Santa Rosa Island	Arctostaphylos confertiflora	E	0.2	0.2
1	Q	Mapele	Cyrtandra cyaneoides	E		0
1	Q	Mariposa lily, Tiburon	Calochortus tiburonensis	T		0
1	Q	Mariscus fauriei (=Sci name)	Mariscus fauriei	E		0
1	Q	Mariscus pennatiformis (=Sci name)	Mariscus pennatiformis	E		0
1	Q	Ma`aloa, Big Island	Neraudia ovata	E		0
1	Q	Ma`o hau hele (=biscus, native yellow)	Hibiscus brackenridgei	E		0
1	Q	Ma`oli`oli	Schiedea apokremnos	E		0
1	Q	Ma`oli`oli	Schiedea kealiae	E		0
1	Q	Meadowfoam, Butte County	Limnanthes floccosa ssp. californica	E		0
1	Q	Meadowfoam, Sebastopol	Limnanthes vinculans	E		0
4	Q	Meadowrue, Cooley's	Thalictrum cooleyi	E		0
1	Q	Mehamehame	Flueggea neowawraea	E		0
1	Q	Mesa-mint, Otay	Pogogyne nudiuscula	E		0
1	Q	Mesa-mint, San Diego	Pogogyne abramsii	E		0
1	Q	Milk-vetch, Applegate's	Astragalus applegatei	E		0
1	Q	Milk-vetch, Ash meadows	Astragalus phoenix	T		0
1	Q	Milk-vetch, Braunton's	Astragalus brauntonii	E		0
1	Q	Milk-vetch, Cushenbury	Astragalus albens	E		0
6	Q	Milk-vetch, heliotrope	Astragalus montii	T		0
5	Q	Milk-vetch, Jesup's	Astragalus robbinsii var. jesupi	E		0
2	Q	Milk-vetch, Mancos	Astragalus humillimus	E		0
6	Q	Milk-vetch, Osterhout	Astragalus osterhoutii	E		0
2	Q	Milk-vetch, Sentry	Astragalus cremnophylax var. cremnophylax	E	4	4
4	Q	Milkpea, Small's	Galactia smallii	E		0
3	Q	Milkweed, Mead's	Asclepias meadii	T		0
6	Q	Milkweed, Welsh's	Asclepias welshii	T		0
4	Q	Mint, Garrett's (=scrub, in part)	Dicerandra christmanii	E		0
4	Q	Mint, Lakela's	Dicerandra immaculata	E		0
4	Q	Mint, longspurred	Dicerandra cornutissima	E		0
4	Q	Mint, scrub	Dicerandra frutescens	E		0
4	Q	Mitracarpus maxwelliae (=Sci name)	Mitracarpus maxwelliae	E		0
4	Q	Mitracarpus polycladus (=Sci name)	Mitracarpus polycladus	E		0
3	Q	Monkey-flower, Michigan	Mimulus glabratus var. michiganensis	E		0
3	Q	Monkshood, northern wild	Aconitum noveboracense	T		0
1	Q	Morning-glory, Stebbins'	Calystegia stebbinsii	E		0
1	Q	Mountain balm, Indian Knob	Eriodictyon altissimum	E		0

AMOUNTS IN THOUSANDS OF \$\$\$

Lead Grp Reg.	Q	Inverted Common Name	Scientific Name	Status	AMOUNTS IN THOUSANDS OF \$\$\$		Grand Total
					General	Lands	
							4417.602
1	Q	Mountain-mahogany, Catalina Island	<i>Cercocarpus traskiae</i>	E			0
1	Q	Munroidendron racemosum (=Sci name)	<i>Munroidendron racemosum</i>	E			0
4	Q	Mustard, Carter's	<i>Warea carteri</i>	E			0
6	Q	Mustard, Penland alpine fen	<i>Eutrema penlandii</i>	T			0
1	Q	Mustard, slender-petaled	<i>Thelypodium stenopetalum</i>	E			0
4	Q	Myrcia paganii (=Sci name)	<i>Myrcia paganii</i>	E			0
1	Q	Nani wai'ale'ale	<i>Viola kauaiensis</i> var. <i>wahiawaensis</i>	E			0
1	Q	Nanu	<i>Gardenia mannii</i>	E			0
1	Q	Naupaka, dwarf	<i>Scaevola coriacea</i>	E			0
1	Q	Navarretia, few-flowered	<i>Navarretia leucocephala</i> ssp. <i>pauciflora</i>	E			0
1	Q	Navarretia, many-flowered	<i>Navarretia leucocephala</i> ssp. <i>pliantha</i>	E			0
1	Q	Na'ena'e	<i>Dubautia herbstobatae</i>	E			0
4	Q	Negra, cobana	<i>Stahlia monosperma</i>	T			0
1	Q	Nehe	<i>Lipochaeta fauriei</i>	E			0
1	Q	Nehe	<i>Lipochaeta kamolensis</i>	E			0
1	Q	Nehe	<i>Lipochaeta lobata</i> var. <i>leptophylla</i>	E			0
1	Q	Nehe	<i>Lipochaeta micrantha</i>	E			0
1	Q	Nehe	<i>Lipochaeta tenuifolia</i>	E			0
1	Q	Nehe	<i>Lipochaeta waimeaensis</i>	E			0
1	Q	Neraudia angulata (=Sci name)	<i>Neraudia angulata</i>	E			0
1	Q	Neraudia sericea (=Sci name)	<i>Neraudia sericea</i>	E			0
1	Q	Nioi	<i>Eugenia koolauensis</i>	E			0
1	Q	Niterwort, Amargosa	<i>Nitrophila mohavensis</i>	E			0
1	Q	Nohoanu	<i>Geranium multiflorum</i>	E			0
1	Q	Pritchardia remota (=Sci name)	<i>Pritchardia remota</i>	E			0
1	Q	Schiedea verticillata (=Sci name)	<i>Schiedea verticillata</i>	E			0
2	Q	Oak, Hinckley	<i>Quercus hinckleyi</i>	T			0
1	Q	Opuhe	<i>Urera kaalae</i>	E			0
3	Q	Orchid, eastern prairie fringed	<i>Platanthera leucophaea</i>	T			0
3	Q	Orchid, western prairie fringed	<i>Platanthera praeclara</i>	T			0
1	Q	Orcutt grass, Greene's	<i>Tuctoria greenei</i>	E			0
1	Q	Orcutt grass, hairy (=pilose)	<i>Orcuttia pilosa</i>	E			0
1	Q	Orcutt grass, Sacramento	<i>Orcuttia viscida</i>	E			0
1	Q	Orcutt grass, San Joaquin	<i>Orcuttia inaequalis</i>	T			0
1	Q	Orcutt grass, slender	<i>Orcuttia tenuis</i>	T			0
1	Q	Owl's-clover, fleshy	<i>Castilleja campestris</i> ssp. <i>succulenta</i>	T			0
1	Q	Oxytheca, cushenbury	<i>Oxytheca parishii</i> var. <i>goodmaniana</i>	E			0
1	Q	Paintbrush, golden	<i>Castilleja levisecta</i>	T			0
1	Q	Paintbrush, soft-leaved	<i>Castilleja mollis</i>	E	0.2		0.2
1	Q	Paintbrush, Tiburon	<i>Castilleja affinis</i> ssp. <i>neglecta</i>	E	1.555		1.555

AMOUNTS IN THOUSANDS OF \$\$\$

Lead	Grp	Inverted Common Name	Scientific Name	Status	General	Lands	Grand Total
							4417.602
4	Q	Palo colorado	Ternstroemia luquillensis	E			0
4	Q	Palo de jazmin	Styrax portoricensis	E			0
4	Q	Palo de Nigua	Cornutia obovata	E			0
4	Q	Palo de Ramon	Banara vanderbiltii	E			0
1	Q	Pamakani	Tetramolopium capillare	E			0
1	Q	Pamakani	Viola chamissoniana ssp. chamissoniana	E			0
1	Q	Panicgrass, Carter's	Panicum fauriei var. carteri	E			0
1	Q	Pau'ala	Brighamia rockii	E			0
4	Q	Pawpaw, beautiful	Deeringothamnus pulchellus	E			0
4	Q	Pawpaw, four-petal	Asimina tetramera	E			0
4	Q	Pawpaw, Rugel's	Deeringothamnus rugelii	E			0
4	Q	Pelos del diablo	Aristida portoricensis	E			0
2	Q	Pennyroyal, Todsens	Hedeoma todsenii	E			0
6	Q	Penstemon, blowout	Penstemon haydenii	E			0
1	Q	Pentachaeta, Lyon's	Pentachaeta lyonii	E			0
1	Q	Pentachaeta, white-rayed	Pentachaeta bellidiflora	E			0
4	Q	Peperomia, Wheeler's	Peperomia wheeleri	E			0
6	Q	Phacelia, clay	Phacelia argillacea	E			0
1	Q	Phacelia, island	Phacelia insularis var. insularis	E	0.2		0.2
6	Q	Phacelia, North Park	Phacelia formosula	E			0
2	Q	Phlox, Texas trailing	Phlox nivalis ssp. texensis	E	1		1
1	Q	Phyllostegia glabra var. lanaiensis (=Sci nam	Phyllostegia glabra var. lanaiensis	E			0
1	Q	Phyllostegia hirsuta (=Sci. name)	Phyllostegia hirsuta	E			0
1	Q	Phyllostegia kaalaensis (=Sci. name)	Phyllostegia kaalaensis	E			0
1	Q	Phyllostegia knudsenii , (=Sci. name)	Phyllostegia knudsenii	E			0
1	Q	Phyllostegia mannii (=Sci name)	Phyllostegia mannii	E			0
1	Q	Phyllostegia mollis (=Sci name)	Phyllostegia mollis	E			0
1	Q	Phyllostegia parviflora (=Sci. name)	Phyllostegia parviflora	E			0
1	Q	Phyllostegia velutina (=Sci. name)	Phyllostegia velutina	E			0
1	Q	Phyllostegia waimeae (=Sci name)	Phyllostegia waimeae	E			0
1	Q	Phyllostegia warshaueri (=Sci. name)	Phyllostegia warshaueri	E			0
1	Q	Phyllostegia wawrana , (=Sci. name)	Phyllostegia wawrana	E			0
1	Q	Pilo	Hedyotis mannii	E			0
5	Q	Pink, swamp	Helonias bullata	T			0
4	Q	Pinkroot, gentian	Spigelia gentianoides	E			0
2	Q	Pitaya, Davis' green	Echinocereus viridiflorus var. davisii	E			0
4	Q	Pitcher-plant, Alabama canebrake	Sarracenia rubra ssp. alabamensis	E			0
4	Q	Pitcher-plant, green	Sarracenia oreophila	E	20		20
4	Q	Pitcher-plant, mountain sweet	Sarracenia rubra ssp. jonesii	E			0
1	Q	Platanthera holochila (=Sci. name)	Platanthera holochila	E			0

AMOUNTS IN THOUSANDS OF \$\$\$

Lead Grp	Reg.	Inverted Common Name	Scientific Name	Status	General	Lands	Grand Total
							4417.602
4	Q	Plum, scrub	<i>Prunus geniculata</i>	E			0
1	Q	<i>Poa siphonoglossa</i> (=Sci name)	<i>Poa siphonoglossa</i>	E			0
5	Q	Pogonia, small whorled	<i>Isotria medeoloides</i>	T			0
4	Q	Polygala, Lewton's	<i>Polygala lewtonii</i>	E			0
4	Q	Polygala, tiny	<i>Polygala smallii</i>	E			0
4	Q	Pondberry	<i>Lindera melissifolia</i>	E			0
2	Q	Pondweed, Little Aguja Creek	<i>Potamogeton clystocarpus</i>	E			0
1	Q	Popolo, ku mai (=Popolo, thorny)	<i>Solanum incompletum</i>	E			0
2	Q	Poppy, Sacramento prickly	<i>Argemone pleiacantha</i> ssp. <i>pinnatisecta</i>	E			0
2	Q	Poppy-mallow, Texas	<i>Callirhoe scabriuscula</i>	E			0
4	Q	Potato-bean, Price's	<i>Apios priceana</i>	T			0
1	Q	Po'e	<i>Portulaca sclerocarpa</i>	E	1		1
4	Q	Prairie-clover, leafy	<i>Dalea foliosa</i>	E			0
4	Q	Prickly-apple, fragrant	<i>Cereus eriophorus</i> var. <i>fragrans</i>	E			0
4	Q	Prickly-ash, St. Thomas	<i>Zanthoxylum thomasianum</i>	E			0
6	Q	Primrose, Maguire	<i>Primula maguirei</i>	T			0
1	Q	Pu'uka'a	<i>Cyperus trachysanthos</i>	E			0
4	Q	Rattleweed, hairy	<i>Baptisia arachnifera</i>	E			0
6	Q	Reed-mustard, Barneby	<i>Schoenocrambe barnebyi</i>	E	3		3
6	Q	Reed-mustard, clay	<i>Schoenocrambe argillacea</i>	T			0
1	Q	<i>Remya kauaiensis</i> (=Sci name)	<i>Remya kauaiensis</i>	E			0
1	Q	<i>Remya montgomeryi</i> (=Sci name)	<i>Remya montgomeryi</i>	E			0
1	Q	Remya, Maui	<i>Remya mauiensis</i>	E			0
4	Q	Rhododendron, Chapman	<i>Rhododendron chapmanii</i>	E			0
6	Q	Ridge-cress (=pepper-cress), Barneby	<i>Lepidium barnebyanum</i>	E			0
4	Q	Rock-cress	<i>Arabis perstellata</i>	E			0
1	Q	Rock-cress, Hoffmann's	<i>Arabis hoffmannii</i>	E	0.4		0.4
1	Q	Rock-cress, McDonald's	<i>Arabis mcdonaldiana</i>	E			0
5	Q	Rock-cress, shale barren	<i>Arabis serotina</i>	E			0
1	Q	Rockcress, Santa Cruz Island	<i>Sibara filifolia</i>	E			0
1	Q	<i>Rollandia crispa</i> (=Sci name)	<i>Rollandia crispa</i>	E			0
4	Q	Rosa, palo de	<i>Ottoschulzia rhodoxylon</i>	E			0
4	Q	Rosemary, Apalachicola	<i>Conradina glabra</i>	E			0
4	Q	Rosemary, Cumberland	<i>Conradina verticillata</i>	T			0
4	Q	Rosemary, Etonia	<i>Conradina etonia</i>	E			0
4	Q	Rosemary, short-leaved	<i>Conradina brevifolia</i>	E			0
3	Q	Roseroot, Leedy's	<i>Sedum integrifolium</i> ssp. <i>leedyi</i>	T			0
2	Q	Rush-pea, slender	<i>Hoffmannseggia tenella</i>	E			0
1	Q	Rush-rose, island	<i>Helianthemum greenei</i>	T	0.2		0.2
2	Q	Sand-verbena, large-fruited	<i>Abronia macrocarpa</i>	E			0

AMOUNTS IN THOUSANDS OF \$\$\$

Lead Grp	Inverted Common Name	Scientific Name	Status	General	Lands	Grand Total
1	Q Sandalwood, Lanai or `iliahi	<i>Santalum freycinetianum</i> var. <i>lanaiense</i>	E			0
1	Q Sandbur, agrimony or Kamanomano	<i>Cenchrus agrimonioides</i>	E			0
4	Q Sandlace	<i>Polygonella myriophylla</i>	E			0
4	Q Sandwort, Cumberland	<i>Arenaria cumberlandensis</i>	E			0
1	Q Sandwort, Marsh	<i>Arenaria paludicola</i>	E			0
1	Q <i>Sanicula mariversa</i> (=Sci name)	<i>Sanicula mariversa</i>	E			0
1	Q <i>Sanicula purpurea</i> (=Sci. name)	<i>Sanicula purpurea</i>	E			0
1	Q <i>Schiedea haleakalensis</i> (=Sci name)	<i>Schiedea haleakalensis</i>	E			0
1	Q <i>Schiedea helleri</i> , (=Sci. name)	<i>Schiedea helleri</i>	E			0
1	Q <i>Schiedea hookeri</i> (=Sci. name)	<i>Schiedea hookeri</i>	E			0
1	Q <i>Schiedea kaalae</i> (=Sci name)	<i>Schiedea kaalae</i>	E			0
1	Q <i>Schiedea kauaiensis</i> (=Sci. name)	<i>Schiedea kauaiensis</i>	E			0
1	Q <i>Schiedea lydgatei</i> (=Sci name)	<i>Schiedea lydgatei</i>	E			0
1	Q <i>Schiedea membranacea</i> , (=Sci. name)	<i>Schiedea membranacea</i>	E			0
1	Q <i>Schiedea nuttallii</i> (=Sci. name)	<i>Schiedea nuttallii</i>	E			0
1	Q <i>Schiedea sarmentosa</i> (=Sci. name)	<i>Schiedea sarmentosa</i>	E			0
1	Q <i>Schiedea spergulina</i> var. <i>leiopoda</i> (=Sci nam	<i>Schiedea spergulina</i> var. <i>leiopoda</i>	E			0
1	Q <i>Schiedea spergulina</i> var. <i>spergulina</i> (=Sci na	<i>Schiedea spergulina</i> var. <i>spergulina</i>	T			0
1	Q <i>Schiedea</i> , Diamond Head	<i>Schiedea adamantis</i>	E			0
4	Q <i>Schoepfia arenaria</i> (=Sci name)	<i>Schoepfia arenaria</i>	T			0
1	Q Seablite, California	<i>Suaeda californica</i>	E			0
2	Q Sedge, Navajo	<i>Carex specuicola</i>	T	1		1
1	Q <i>Silene alexandri</i> (=Sci name)	<i>Silene alexandri</i>	E			0
1	Q <i>Silene hawaiiensis</i> (=Sci name)	<i>Silene hawaiiensis</i>	T			0
1	Q <i>Silene lanceolata</i> (=Sci name)	<i>Silene lanceolata</i>	E			0
1	Q <i>Silene perlmanii</i> (=Sci name)	<i>Silene perlmanii</i>	E			0
1	Q <i>Silversword</i> , Haleakala (`ahinahina)	<i>Argyroxiphium sandwicense</i> ssp. <i>macrocephalum</i>	E			0
1	Q <i>Silversword</i> , Ka`u	<i>Argyroxiphium kauense</i>	E	15		15
1	Q <i>Silversword</i> , `Ahinahina Mauna Kea	<i>Argyroxiphium sandwicense</i> ssp. <i>sandwicense</i>	E			0
4	Q Skullcap, Florida	<i>Scutellaria floridana</i>	T			0
4	Q Skullcap, large-flowered	<i>Scutellaria montana</i>	E	2		2
4	Q Snakeroot	<i>Eryngium cuneifolium</i>	E			0
2	Q Snowbells, Texas	<i>Styrax texana</i>	E			0
1	Q <i>Spermolepis hawaiiensis</i> (=Sci name)	<i>Spermolepis hawaiiensis</i>	E			0
1	Q Spineflower, Ben Lomond	<i>Chorizanthe pungens</i> var. <i>hartwegiana</i>	E			0
1	Q Spineflower, Howell's	<i>Chorizanthe howellii</i>	E			0
1	Q Spineflower, Monterey	<i>Chorizanthe pungens</i> var. <i>pungens</i>	T			0
1	Q Spineflower, Orcutt's	<i>Chorizanthe orcuttiana</i>	E			0
1	Q Spineflower, Robust (incl. Scotts Valley)	<i>Chorizanthe robusta</i> (incl. vars. <i>robusta</i> & <i>hartwegii</i>	E			0
1	Q Spineflower, slender-horned	<i>Dodecahema leptoceras</i>	E			0

4417.602

AMOUNTS IN THOUSANDS OF \$\$\$

Lead	Grp	Inverted Common Name	Scientific Name	Status	General	Lands	Grand Total
							4417.602
1	Q	Spineflower, Sonoma	Chorizanthe valida	E	1.555		1.555
5	Q	Spiraea, Virginia	Spiraea virginiana	T	0.5		0.5
4	Q	Spurge, deltoid	Chamaesyce deltoidea ssp. deltoidea	E			0
4	Q	Spurge, Garber's	Chamaesyce garberi	T			0
1	Q	Spurge, Hoover's	Chamaesyce hooveri	T			0
4	Q	Spurge, telephus	Euphorbia telephioides	T			0
1	Q	Stenogyne angustifolia (=Sci name)	Stenogyne angustifolia	E			0
1	Q	Stenogyne bifida (=Sci name)	Stenogyne bifida	E			0
1	Q	Stenogyne campanulata (=Sci name)	Stenogyne campanulata	E			0
1	Q	Stenogyne kanehoana (=Sci name)	Stenogyne kanehoana	E			0
1	Q	Stonecrop, Lake County	Parvisedum leiocarpum	E			0
4	Q	Sumac, Michaux's	Rhus michauxii	E			0
1	Q	Sunburst, Hartweg's golden	Pseudobahia bahiifolia	E			0
1	Q	Sunburst, San Joaquin adobe	Pseudobahia peirsonii	T			0
4	Q	Sunflower, Eggert's	Helianthus eggertii	T			0
1	Q	Sunflower, San Mateo woolly	Eriophyllum latilobum	E			0
4	Q	Sunflower, Schweinitz's	Helianthus schweinitzii	E			0
1	Q	Sunray, Ash Meadows	Enceliopsis nudicaulis var. corrugata	T			0
1	Q	Sunshine, Sonoma (=Stickyseed, Baker's)	Blennosperma bakeri	E			0
4	Q	Ternstroemia subsessilis (=Sci name)	Ternstroemia subsessilis	E			0
1	Q	Tetramolopium rockii (=Sci name)	Tetramolopium rockii	T			0
1	Q	Tetramolopium arenarium (=Sci name)	Tetramolopium arenarium	E			0
1	Q	Tetramolopium filiforme (=Sci name)	Tetramolopium filiforme	E			0
1	Q	Tetramolopium lepidotum ssp. lepidotum (=S	Tetramolopium lepidotum ssp. lepidotum	E			0
1	Q	Tetramolopium remyi (=Sci name)	Tetramolopium remyi	E			0
1	Q	Thistle, Chorro Creek	Cirsium fontinale var. obispoense	E			0
1	Q	Thistle, fountain	Cirsium fontinale var. fontinale	E			0
1	Q	Thistle, Loch Lomond coyote	Eryngium constancei	E			0
3	Q	Thistle, Pitcher's	Cirsium pitcheri	T			0
2	Q	Thistle, Sacramento Mountains	Cirsium vinaceum	T			0
1	Q	Thornmint, San Mateo	Acanthomintha obovata ssp. duttonii	E			0
6	Q	Townsendia, Last Chance	Townsendia aprica	T	2		2
4	Q	Tree, pygmy fringe	Chionanthus pygmaeus	E			0
1	Q	Trematolobelia singularis (=Sci. name)	Trematolobelia singularis	E			0
4	Q	Trillium, persistent	Trillium persistens	E			0
4	Q	Trillium, relict	Trillium reliquum	E			0
6	Q	Twinpod, Dudley Bluffs	Physaria obcordata	T			0
1	Q	Uhiuhi	Caesalpinia kavaiense	E			0
4	Q	Uvillo	Eugenia haematocarpa	E			0
4	Q	Vernonia proctorii (=Sci name)	Vernonia proctorii	E			0

AMOUNTS IN THOUSANDS OF \$\$\$

Lead Grp	Reg.	Inverted Common Name	Scientific Name	Status	General	Lands	Grand Total
							4417.602
1	Q	Vetch, Hawaiian	<i>Vicia menziesii</i>	E			0
1	Q	Vigna o-wahuensis (=Sci name)	<i>Vigna o-wahuensis</i>	E			0
1	Q	Viola helenae (=Sci name)	<i>Viola helenae</i>	E			0
1	Q	Viola lanaiensis (=Sci name)	<i>Viola lanaiensis</i>	E			0
1	Q	Viola oahuensis (=Sci. Name)	<i>Viola oahuensis</i>	E			0
1	Q	Wahane (=Hawane or loulu)	<i>Pritchardia aylmer-robinsonii</i>	E			0
1	Q	Wallflower, Ben Lomond	<i>Erysimum teretifolium</i>	E			0
1	Q	Wallflower, Contra Costa	<i>Erysimum capitatum</i> var. <i>angustatum</i>	E			0
1	Q	Wallflower, Menzies'	<i>Erysimum menziesii</i>	E			0
4	Q	Walnut, West Indian or nogal	<i>Juglans jamaicensis</i>	E			0
4	Q	Warea, wide-leaf	<i>Warea amplexifolia</i>	E			0
4	Q	Water-plantain, Kral's	<i>Sagittaria secundifolia</i>	T			0
2	Q	Water-umbel, Huachuca	<i>Lilaeopsis schaffneriana</i> ssp. <i>recurva</i>	E			0
4	Q	Water-willow, Cooley's	<i>Justicia cooleyi</i>	E			0
1	Q	Watercress, Gambel's	<i>Rorippa gambellii</i>	E			0
4	Q	Whitlow-wort, papery	<i>Paronychia chartacea</i>	T			0
6	Q	Wild-buckwheat, clay-loving	<i>Eriogonum pelinophilum</i>	E			0
2	Q	Wild-buckwheat, gypsum	<i>Eriogonum gypsophilum</i>	T			0
2	Q	Wild-rice, Texas	<i>Zizania texana</i>	E			0
4	Q	Wings, Pigeon	<i>Clitoria fragrans</i>	T			0
1	Q	Wire-lettuce, Malheur	<i>Stephanomeria malheurensis</i>	E			0
4	Q	Wireweed	<i>Polygonella basiramia</i>	E			0
1	Q	Woodland-star, San Clemente Island	<i>Lithophragma maximum</i>	E			0
1	Q	Woolly-star, Hoover's	<i>Eriastrum hooveri</i>	T			0
1	Q	Woolly-star, Santa Ana River	<i>Eriastrum densifolium</i> ssp. <i>sanctorum</i>	E			0
1	Q	Wooly-threads, San Joaquin	<i>Lembertia congdonii</i>	E			0
1	Q	Xylosma crenatum (=Sci name)	<i>Xylosma crenatum</i>	E			0
4	Q	Ziziphus, florida	<i>Ziziphus celata</i>	E			0
1	Q	`Aiakeakua, popolo	<i>Solanum sandwicense</i>	E			0
1	Q	`Aiea	<i>Nothocestrum breviflorum</i>	E			0
1	Q	`Aiea	<i>Nothocestrum peltatum</i>	E			0
1	Q	`Akoko	<i>Chamaesyce celastroides</i> var. <i>kaenana</i>	E			0
1	Q	`Akoko	<i>Chamaesyce deppeana</i>	E			0
1	Q	`Akoko	<i>Chamaesyce herbstii</i>	E			0
1	Q	`Akoko	<i>Chamaesyce kuwaleana</i>	E			0
1	Q	`Akoko	<i>Chamaesyce rockii</i>	E			0
1	Q	`Akoko	<i>Euphorbia haeleeeleana</i>	E			0
1	Q	`Akoko, Ewa Plains	<i>Chamaesyce skottsbergii</i> var. <i>kalaeloana</i>	E			0
1	Q	`Anaunau	<i>Lepidium arbuscula</i>	E			0
1	Q	`Anunu	<i>Sicyos alba</i>	E			0

AMOUNTS IN THOUSANDS OF \$\$\$

Lead	Grp	Inverted Common Name	Scientific Name	Status	General	Lands	Grand Total
Reg.							4417.602
1	Q	'Awikiwiki	Canavalia molokaiensis	E			0
1	Q	'Awiwi	Centaurium sebaeoides	E			0
1	Q	'Awiwi	Hedyotis cookiana	E			0
1	Q	'Oha	Delissea rivularis	E			0
1	Q	'Oha	Delissea subcordata	E			0
1	Q	'Oha wai	Clermontia drepanomorpha	E			0
1	Q	'Oha wai	Clermontia lindseyana	E			0
1	Q	'Oha wai	Clermontia oblongifolia ssp. brevipes	E			0
1	Q	'Oha wai	Clermontia oblongifolia ssp. mauiensis	E			0
1	Q	'Oha wai	Clermontia peleana	E			0
1	Q	'Oha wai	Clermontia pyrularia	E			0
1	Q	'Ohai	Sesbania tomentosa	E			0
1	Q	'Ohe`ohe	Tetraplasandra gymnocarpa	E			0
1	Q	'Olulu	Brighamia insignis	E			0
1	R	Cypress, Santa Cruz	Cupressus abramsiana	E			0
4	R	Torreya, Florida	Torreya taxifolia	E			0
4	S	Adiantum vivesii (=Sci name)	Adiantum vivesii	E			0
1	S	Asplenium fragile var. insulare (=Sci name)	Asplenium fragile var. insulare	E			0
1	S	Diellia , asplenium-leaved	Diellia erecta	E			0
1	S	Diellia falcata (=Sci name)	Diellia falcata	E			0
1	S	Diellia pallida (=laciniata) (=Sci name)	Diellia pallida (=laciniata)	E			0
1	S	Diellia unisora (=Sci name)	Diellia unisora	E			0
1	S	Diplazium molokaiense (=Sci name)	Diplazium molokaiense	E			0
4	S	Elaphoglossum serpens (=Sci name)	Elaphoglossum serpens	E			0
4	S	Fern, Alabama streak-sorus	Thelypteris pilosa var. alabamensis	T			0
7	S	Fern, Aleutian shield	Polystichum aleuticum	E			0
4	S	Fern, American hart's-tongue	Asplenium scolopendrium var. americanum	T			0
4	S	Fern, Elfin tree	Cyathea dryopteroides	E			0
1	S	Fern, pendant kihi	Adenophorus periens	E			0
1	S	Ha`iwale	Lycopodium nutans	E			0
1	S	Ihi`ihi	Marsilea villosa	E			0
1	S	Pauoa	Ctenitis squamigera	E			0
4	S	Polystichum calderonense (=Sci name)	Polystichum calderonense	E			0
1	S	Pteris lidgatei (=Sci name)	Pteris lidgatei	E			0
4	S	Quillwort, black spored	Isoetes melanospora	E			0
4	S	Quillwort, Louisiana	Isoetes louisianensis	E			0
4	S	Quillwort, mat-forming	Isoetes tegetiformans	E			0
4	S	Tectaria estremerana (=Sci name)	Tectaria estremerana	E			0
4	S	Thelypteris inabonensis (=Sci name)	Thelypteris inabonensis	E			0
4	S	Thelypteris verecunda (=Sci name)	Thelypteris verecunda	E			0

Lead Grp Reg.	S	Inverted Common Name	Scientific Name	Status	AMOUNTS IN THOUSANDS OF \$\$\$		
					General	Lands	Grand Total
4	S	Thelypteris yaucoensis (=Sci name)	Thelypteris yaucoensis	E			0
1	S	Wawae`iole	Huperzia mannii	E			0
4	U	Cladonia, Florida perforate	Cladonia perforata	E			0
4	U	Lichen, rock gnome	Gymnoderma lineare	E	10		10
							4417.602



United States Department of the Interior

OFFICE OF SURFACE MINING RECLAMATION AND ENFORCEMENT

Washington, D.C. 20240



FEB 1 1999

Memorandum

To: Director, Fish and Wildlife Service

From: Kathy Karpan, Director
Office of Surface Mining

Subject: Request for Reasonably Identifiable FY 1997 Federal Expenditures for Conservation of Endangered or Threatened Species Listed under the Endangered Species Act.

In response to your request for this FY 1997 data, the Office of Surface Mining has no data to report based upon our clarification with your staff of the following points:

- Data collection applies only to those species that were listed as either threatened or endangered as of September 30, 1997.
- Data from States was solicited separately and will be reported to the U.S. Fish and Wildlife Service individually and independent of Federal data submission.
- Requiring submitting agencies to pro-rate costs when staff are not assigned full-time on a single species (or a discrete project involving a single species) is considered unduly burdensome, and such costs need not be reported, e.g., portion of a mine plan or permitting review associated with a particular listed species.

Should you have any questions concerning this response, please contact me at 208-4006.



United States Department of the Interior

U.S. GEOLOGICAL SURVEY
Office of the Director
Reston, Virginia 20192

In Reply Refer To:
Mail Stop 300
#10836

SEP 04 1998

Ms. Jamie Rappaport Clark
Director, Fish and Wildlife Service
1849 C Street, NW
Washington, D.C. 20240

Dear Ms. Clark:

In response to your letter of June 25, 1998, I am transmitting our report for the Fiscal Year (FY) 1997 expenditures of the U.S. Geological Survey (USGS) related to the conservation of endangered and threatened species.

In accordance with the guidance provided with your letter on the scope of activities that should be reported, we have reported funding that was reasonably identifiable for individual species and funding for studies and investigations involving multiple endangered or threatened species for which identifiable per species funding was not reasonable. The expenditure level reported for FY 1997 is approximately 14 percent lower than the level reported for FY 1996. We believe that the lower value reported for FY 1997 more accurately reflects the true cost of endangered species science projects as it does not include costs for administering and managing our research centers. For FY 1997, the USGS has no land acquisition costs to report.

We hope that this information will be useful for your annual report to Congress. If you have questions concerning this matter, please contact Dr. Albert Sherk at 703-648-4076.

Sincerely yours,

Bonnie A. McGregor
Acting Director

Enclosures

U.S. GEOLOGICAL SURVEY
FY 1997 Endangered Species Expenditures

<u>Species</u>	<u>Expenditures (\$)</u>
Bear, grizzly (=brown) (<i>Ursus arctos</i>)	\$ 441,800
Bear, Louisiana black (<i>Ursus americanus luteolus</i>)	47,400
Crane, Mississippi sandhill (<i>Grus canadensis pulla</i>)	13,800
Crane, whooping (<i>Grus americana</i>)	749,700
Darter, Okaloosa (<i>Etheostoma okaloosae</i>)	38,000
Eagle, bald (<i>Haliaeetus leucocephalus</i>)	71,200
Eider, spectacled (<i>Somateria (=Arctonetta, =Lampronetta) fischeri</i>)	109,700
Eider, Steller's (<i>Polysticta stelleri</i>)	109,700
Ferret, black-footed (<i>Mustela nigripes</i>)	235,100
Flycatcher, southwest willow (<i>Empidonax traillii extimus</i>)	83,400
Frog, California red-legged (<i>Rana aurora draytonii</i>)	21,800
Lizard, Island night (<i>Xantusia (=Klauberina) reversiana</i>)	5,000
Manatee, West Indian (<i>Trichechus manatus</i>)	526,100
Murrelet, marbled (<i>Brachyramphus marmoratus marmoratus</i>)	81,400
Orchid, western prairie fringed (<i>Platanthera praeclara</i>)	31,600
Otter, southern sea (<i>Enhydra lutris nereis</i>)	389,000
Owl, Mexican spotted (<i>Strix occidentalis lucida</i>)	41,500
Owl, northern spotted (<i>Strix occidentalis caurina</i>)	746,500
Panther, Florida (<i>Felis concolor coryi</i>)	15,200
Plover, piping (<i>Charadrius melodus</i>)	22,300
Plover, western snowy (<i>Charadrius alexandrinus nivosus</i>)	113,800
Salmon, chinook (<i>Oncorhynchus (=Salmo) tshawytscha</i>)	120,500 ÷ 3
Shiner, blue (<i>Cyprinella (=Notropis) caerulea</i>)	21,000
Snake, giant garter (<i>Thamnophis gigas</i>)	200,000
Squirrel, Delmarva Peninsula fox (<i>Sciurus niger cinereus</i>)	80,000
Sturgeon, Gulf (<i>Acipenser oxyrinchus desotoi</i>)	66,000
Sucker, Lost River (<i>Deltistes luxatus</i>)	32,000
Thistle, Pitcher's (<i>Cirsium pitcheri</i>)	7,500
Tortoise, desert (<i>Gopherus (=Xerobates, =Scaptochelys) agassizii</i>)	759,300
Turtle, Kemp's (=Atlantic) ridley sea (<i>Lepidochelys kempii</i>)	78,500
Warbler (wood), Kirtland's (<i>Dendroica kirtlandii</i>)	6,100
Wolf, gray (<i>Canis lupus</i>)	190,800
Wolf, red (<i>Canis rufus</i>)	7,600
Reasonably Identifiable Expenditures (Species by Species)	\$5,463,300
Expenditures Not Reasonably Identifiable (Multiple Species)	\$5,282,600
TOTAL ENDANGERED SPECIES EXPENDITURES	\$10,745,900



U.S. Department
of Transportation
**Federal Aviation
Administration**

800 Independence Ave., S W
Washington, D C 20591

AUG | 1998

Ms. LaVerne Smith
Chief, Endangered Species Division
U.S. Department of the Interior
Fish and Wildlife Service
Washington, DC 20240

Dear Ms. Smith:

The Federal Aviation Administration reports, as required under section 18 of the Endangered Species Act, that for Fiscal Year 1997 it incurred costs for conserving threatened and endangered species as detailed in the enclosed sheets from your template.

If you have any further questions, please contact me in the Office of Environment and Energy at (202) 493-4018, or by e-mail at ann.hooker@faa.dot.gov.

Sincerely,

A handwritten signature in cursive script that reads "Ann M. Hooker".

Dr. Ann Mead Hooker
Environmental Specialist (Endangered Species Coordinator)

Enclosure

Lead Reg.	Group	Inverted Common Name	Scientific Name	Status	AMOUNTS IN THOUSANDS OF \$\$\$		
					General	Lands	Grand Total
3	A	Bat, gray	Myotis grisescens	E	5		5
1	A	Bat, Hawaiian hoary	Lasiurus cinereus semotus	E			
3	A	Bat, Indiana	Myotis sodalis	E	6		6
2	A	Bat, lesser long-nosed	Leptonycteris curasoae yerbabuenae	E			
1	A	Bat, little Mariana fruit	Pteropus tokudae	E			
1	A	Bat, Mariana fruit	Pteropus mariannus mariannus	E			
2	A	Bat, Mexican long-nosed	Leptonycteris nivalis	E			
2	A	Bat, Ozark big-eared	Plecotus townsendii ingens	E			
5	A	Bat, Virginia big-eared	Plecotus townsendii virginianus	E			
6	A	Bear, grizzly	Ursus arctos	T			
4	A	Bear, Louisiana black	Ursus americanus luteolus	T			
1	A	Caribou, woodland	Rangifer tarandus caribou	E			
5	A	Cougar, eastern	Felis concolor cougar	E			
1	A	Deer, Columbian white-tailed	Odocoileus virginianus leucurus	E			
4	A	Deer, key	Odocoileus virginianus clavium	E			
6	A	Ferret, black-footed	Mustela nigripes	E			
1	A	Fox, San Joaquin kit	Vulpes macrotis mutica	E			
2	A	Jaguar	Panthera onca	E			
2	A	Jaguarundi	Felis yagouaroundi cacomilli	E			
2	A	Jaguarundi	Felis yagouaroundi tolteca	E			
1	A	Kangaroo rat, Fresno	Dipodomys nitratoides exilis	E			
1	A	Kangaroo rat, giant	Dipodomys ingens	E			
1	A	Kangaroo rat, Morro Bay	Dipodomys heermanni morroensis	E			
1	A	Kangaroo rat, Stephens'	Dipodomys stephensi	E			
1	A	Kangaroo rat, Tipton	Dipodomys nitratoides nitratoides	E			
4	A	Manatee, West Indian (=Florida)	Trichechus manatus	E			
1	A	Mountain beaver, Point Arena	Aplodontia rufa nigra	E			
4	A	Mouse, Alabama beach	Peromyscus polionotus ammobates	E			
4	A	Mouse, Anastasia Island beach	Peromyscus polionotus phasma	E			
4	A	Mouse, Choctawahatchee beach	Peromyscus polionotus allophrys	E			
4	A	Mouse, Key Largo cotton	Peromyscus gossypinus allapaticola	E			
1	A	Mouse, Pacific pocket	Perognathus longimembris pacificus	E			
4	A	Mouse, Perdido Key beach	Peromyscus polionotus trissyllepsis	E			
1	A	Mouse, salt marsh harvest	Reithrodontomys raviventris	E			
4	A	Mouse, southeastern beach	Peromyscus polionotus niveiventris	T			
2	A	Ocelot	Felis pardalis	E			
1	A	Otter, southern sea	Enhydra lutris nereis	T			
4	A	Panther, Florida	Felis concolor coryi	E			
6	A	Prairie dog, Utah	Cynomys parvidens	T			
2	A	Pronghorn, Sonoran	Antilocapra americana sonoriensis	E			
4	A	Rabbit, Lower Keys	Sylvilagus palustris hefneri	E			
4	A	Rice rat (=silver rice rat)	Oryzomys palustris natator	E			
N	A	Sea-lion, Steller	Eumetopias jubatus	E, T			
N	A	Seal, Caribbean monk	Monachus tropicalis	E			
N	A	Seal, guadalupe fur	Arctocephalus townsendi	T			
N	A	Seal, Hawaiian monk	Monachus schauinslandi	E			

Lead Reg.	Group	Inverted Common Name	Scientific Name	Status	AMOUNTS IN THOUSANDS OF \$\$\$		
					General	Lands	Grand Total
5	A	Shrew, Dismal Swamp southeastern	Sorex longirostris fisheri	T			
4	A	Squirrel, Carolina northern flying	Glaucomys sabrinus coloratus	E			
5	A	Squirrel, Delmarva Peninsula fox	Sciurus niger cinereus	E			
2	A	Squirrel, Mount Graham red	Tamiasciurus hudsonicus grahamensis	E			
5	A	Squirrel, Virginia northern flying	Glaucomys sabrinus fuscus	E			
1	A	Vole, Amargosa	Microtus californicus scirpensis	E			
4	A	Vole, Florida salt marsh	Microtus pennsylvanicus dukecampbelli	E			
2	A	Vole, Hualapai Mexican	Microtus mexicanus hualpaiensis	E			
N	A	Whale, blue	Balaenoptera musculus	E			
N	A	Whale, bowhead	Balaena mysticetus	E			
N	A	Whale, finback	Balaenoptera physalus	E			
N	A	Whale, gray	Eschrichtius robustus	E			
N	A	Whale, humpback	Megaptera novaeangliae	E			
N	A	Whale, right	Balaena glacialis (incl. australis)	E			
N	A	Whale, Sei	Balaenoptera borealis	E			
N	A	Whale, sperm	Physeter macrocephalus (=catodon)	E			
3	A	Wolf, gray	Canis lupus	E, T			
4	A	Wolf, red	Canis rufus	E			
4	A	Woodrat, Key Largo	Neotoma floridana smalli	E			
4	B	Blackbird, yellow-shouldered	Agelaius xanthomus	E			
2	B	Bobwhite, masked (quail)	Colinus virginianus ridgwayi	E			
1	B	Broadbill, Guam	Myiagra freycineti	E			
4	B	Caracara, Audubon's crested	Polyborus plancus audubonii	T			
1	B	Condor, California	Gymnogyps californianus	E			
1	B	Coot, Hawaiian (= 'alae-ke'oke'o)	Fulica americana alai	E	11.0		11.0
4	B	Crane, Mississippi sandhill	Grus canadensis pulla	E			
2	B	Crane, whooping	Grus americana	E			
1	B	Creepers, Hawaii	Oreomystis mana	E			
1	B	Creepers, Molokai (=kakawahie)	Paroreomyza flammea	E			
1	B	Creepers, Oahu (=alauwahio)	Paroreomyza maculata	E			
1	B	Crow, Hawaiian (=alala)	Corvus hawaiiensis	E			
1	B	Crow, Mariana	Corvus kubaryi	E			
7	B	Curlew, Eskimo	Numenius borealis	E			
1	B	Duck, Hawaiian (=koloa)	Anas wyvilliana	E	11.0		11.0
1	B	Duck, Laysan	Anas laysanensis	E			
3	B	Eagle, bald	Haliaeetus leucocephalus	T	3.5		3.5
7	B	Eider, spectacled	Somateria fischeri	T	10.2		10.2
7	B	Eider, Steller's	Polysticta stelleri	T			
1	B	Falcon, American peregrine	Falco peregrinus anatum	E			
2	B	Falcon, northern aplomado	Falco femoralis septentrionalis	E			
1	B	Finch, Laysan (honeycreeper)	Telespyza cantans	E			
1	B	Finch, Nihoa (honeycreeper)	Telespyza ultima	E			
2	B	Flycatcher, southwestern willow	Empidonax traillii extimus	E			
1	B	Gnatcatcher, coastal California	Poliophtila californica californica	T			
7	B	Goose, Aleutian Canada	Branta canadensis leucopareia	T			

Lead Reg.	Group	Inverted Common Name	Scientific Name	Status	AMOUNTS IN THOUSANDS OF \$\$\$		
					General	Lands	Grand Total
1	B	Goose, Hawaiian (=nene)	Nesochen sandvicensis	E			
1	B	Hawk, Hawaiian (=io)	Buteo solitarius	E			
4	B	Hawk, Puerto Rican broad-winged	Buteo platypterus brunescens	E			
4	B	Hawk, Puerto Rican sharp-shinned	Accipiter striatus venator	E			
1	B	Honeycreeper, crested (=akohekohe)	Palmeria dolei	E			
4	B	Jay, Florida scrub	Aphelocoma coerulescens coerulescens	T	4.2		4.2
1	B	Kingfisher, Guam Micronesian	Halcyon cinnamomina cinnamomina	E			
4	B	Kite, Everglade snail	Rostrhamus sociabilis plumbeus	E			
1	B	Mallard, Mariana	Anas oustaleti	E			
1	B	Megapode, Micronesian (=La Perouse's)	Megapodius laperouse	E			
1	B	Millerbird, Nihoa (old world warbler)	Acrocephalus familiaris kingi	E			
1	B	Monarch, Tinian (old world flycatcher)	Monarcha takatsukasae	T			
1	B	Moorhen, Hawaiian common	Gallinula chloropus sandvicensis	E			
1	B	Moorhen, Mariana common	Gallinula chloropus guami	E			
1	B	Murrelet, marbled	Brachyramphus marmoratus marmoratus	T			
4	B	Nightjar, Puerto Rican	Caprimulgus noctitherus	E			
1	B	Nukupu u (honeycreeper)	Hemignathus lucidus	E			
2	B	Owl, Mexican spotted	Strix occidentalis lucida	T			
1	B	Owl, northern spotted	Strix occidentalis caurina	T			
1	B	Palila (honeycreeper)	Loxioides bailleui	E			
4	B	Parrot, Puerto Rican	Amazona vittata	E			
1	B	Parrotbill, Maui (honeycreeper)	Pseudonestor xanthophrys	E			
1	B	Pelican, brown	Pelecanus occidentalis	E			
1	B	Petrel, Hawaiian dark-rumped	Pterodroma phaeopygia sandwichensis	E			
4	B	Pigeon, Puerto Rican plain	Columba inornata wetmorei	E			
3	B	Plover, piping	Charadrius melodus	E, T			
1	B	Plover, western snowy	Charadrius alexandrinus nivosus	T			
1	B	Po ouli (honeycreeper)	Melamprosops phaeosoma	E			
2	B	Prairie-chicken, Attwater's greater	Tympanuchus cupido attwateri	E			
2	B	Pygmy-owl, cactus ferruginous	Glaucidium brasilianum cactorum	E			
1	B	Rail, California clapper	Rallus longirostris obsoletus	E			
1	B	Rail, Guam	Rallus owstoni	E			
1	B	Rail, light-footed clapper	Rallus longirostris levipes	E			
2	B	Rail, Yuma clapper	Rallus longirostris yumanensis	E			
1	B	Shearwater, Newell's Townsend's (formerly Man)	Puffinus auricularis newelli	T			
1	B	Shrike, San Clemente loggerhead	Lanius ludovicianus mearnsi	E			
4	B	Sparrow, Cape Sable seaside	Ammodramus maritimus mirabilis	E			
4	B	Sparrow, Florida grasshopper	Ammodramus savannarum floridanus	E			
1	B	Sparrow, San Clemente sage	Amphispiza belli clementeae	T			
1	B	Stilt, Hawaiian (=ae'o)	Himantopus mexicanus knudseni	E	11.0		11.0
4	B	Stork, wood	Mycteria americana	E			
1	B	Swiftlet, Mariana gray (=vanikoro)	Aerodramus vanikorensis bartschi	E			
1	B	Tern, California least	Sterna antillarum browni	E			
3	B	Tern, least	Sterna antillarum	E			
5	B	Tern, roseate	Sterna dougallii dougallii	E, T			

Lead Reg.	Group	Inverted Common Name	Scientific Name	Status	AMOUNTS IN THOUSANDS OF \$\$\$		
					General	Lands	Grand Total
1	B	Thrush, large Kauai	Myadestes myadestinus	E			
1	B	Thrush, Molokai (=oloma'o)	Myadestes lanaiensis rutha	E			
1	B	Thrush, small Kauai (=puaiohi)	Myadestes palmeri	E			
2	B	Towhee, Inyo California (=brown)	Pipilo crissalis eremophilus	T			
2	B	Vireo, black-capped	Vireo atricapillus	E			
1	B	Vireo, least Bell's	Vireo bellii pusillus	E			
4	B	Warbler, Bachman's	Vermivora bachmanii	E			
2	B	Warbler, golden-cheeked	Dendroica chrysoparia	E			
3	B	Warbler, Kirtland's	Dendroica kirtlandii	E			
1	B	Warbler, nightingale reed	Acrocephalus luscini	E			
1	B	White-eye, bridled	Zosterops conspicillatus conspicillatus	E			
4	B	Woodpecker, ivory-billed	Campephilus principalis	E			
4	B	Woodpecker, red-cockaded	Picoides borealis	E	60.0		60.0
1	B	Akepa, Hawaii (honeycreeper)	Loxops coccineus coccineus	E			
1	B	Akepa, Maui (honeycreeper)	Loxops coccineus ochraceus	E			
1	B	Akialoa, Kauai (honeycreeper)	Hemignathus procerus	E			
1	B	Akiapola'au (honeycreeper)	Hemignathus munroi	E			
1	B	O'o, Kauai (=o'o'a'a) (honeyeater)	Moho braccatus	E			
1	B	O'u (honeycreeper)	Psittirostra psittacea	E			
4	C	Anole, Culebra Island giant	Anolis roosevelti	E			
4	C	Boa, Mona	Epicrates monensis monensis	T			
4	C	Boa, Puerto Rican	Epicrates inornatus	E			
4	C	Boa, Virgin Islands tree	Epicrates monensis granti	E			
4	C	Crocodile, American	Crocodylus acutus	E			
4	C	Gecko, Monito	Sphaerodactylus micropithecus	E			
4	C	Iguana, Mona ground	Cyclura stejnegeri	T			
1	C	Lizard, blunt-nosed leopard	Gambelia silus	E			
1	C	Lizard, Coachella Valley fringe-toed	Uma inornata	T			
1	C	Lizard, Island night	Xantusia riversiana	T			
4	C	Lizard, St. Croix ground	Ameiva polops	E			
2	C	Rattlesnake, New Mexican ridge-nosed	Crotalus willardi obscurus	T			
4	C	Skink, bluetail mole	Eumeces egregius lividus	T			
4	C	Skink, sand	Neoseps reynoldsi	T			
4	C	Snake, Atlantic salt marsh	Nerodia clarkii taeniata	T			
2	C	Snake, Concho water	Nerodia paucimaculata	T			
3	C	Snake, copperbelly water (northern pop.)	Nerodia erythrogaster neglecta	T			
4	C	Snake, eastern indigo	Drymarchon corais couperi	T			
1	C	Snake, giant garter	Thamnophis gigas	T			
1	C	Snake, San Francisco garter	Thamnophis sirtalis tetrataenia	E			
1	C	Tortoise, desert	Gopherus agassizii	T			
4	C	Tortoise, gopher	Gopherus polyphemus	T			
4	C	Turtle, Alabama redbelly (=red-bellied)	Pseudemys alabamensis	E			
4	C	Turtle, flattened musk	Sternotherus depressus	T			
2	C	Turtle, green sea	Chelonia mydas	E, T			
2	C	Turtle, hawksbill sea (=carey)	Eretmochelys imbricata	E			

NL Snake, Lake Erie water snake *Nerodia sipedon* 1.0 1.0

Lead Reg.	Group	Inverted Common Name	Scientific Name	Status	AMOUNTS IN THOUSANDS OF \$\$\$		
					General	Lands	Grand Total
1	Q	Crownbeard, big-leaved	Verbesina dissita	T			
1	Q	Cyanea macrostegia ssp. gibsonii (=Sci name)	Cyanea macrostegia ssp. gibsonii	E			
1	Q	Cyanea superba (=Sci name)	Cyanea superba	E			
1	Q	Cyanea undulata (=Sci name)	Cyanea undulata	E			
2	Q	Cycladenia, Jones	Cycladenia humilis var. jonesii	T			
3	Q	Daisy, lakeside	Hymenoxys herbacea (=acaulis var. glabra^)	T			
6	Q	Daisy, Maguire	Erigeron maguirei var. maguirei	E			
1	Q	Daisy, Parish's	Erigeron parishii	T			
4	Q	Daphnopsis hellerana (=Sci name)	Daphnopsis hellerana	E			
2	Q	Dawn-flower, Texas prairie	Hymenoxys texana	E			
1	Q	Delissea rhytidosperra (=Sci name)	Delissea rhytidosperra	E			
1	Q	Delissea undulata (=Sci name)	Delissea undulata	E			
2	Q	Dogweed, ashy	Thymophylla tephroleuca	E			
4	Q	Dropwort, Canby's	Oxypolis canbyi	E			
1	Q	Dubautia latifolia (=Sci name)	Dubautia latifolia	E			
1	Q	Dubautia pauciflora (=Sci name)	Dubautia pauciflora	E			
1	Q	Dudleya, Conejo	Dudleya abramsii ssp. parva	T			
1	Q	Dudleya, Marcescent	Dudleya cymosa ssp. marcescens	T			
1	Q	Dudleya, Santa Clara Valley	Dudleya setchellii	T			
1	Q	Dudleya, Santa Cruz Island	Dudleya nesiotica	T			
1	Q	Dudleya, Verity's	Dudleya verityi	T			
1	Q	Dudleya, Santa Monica Mountains	Dudleya cymosa ssp. ovatifolia	T			
1	Q	Dwarf-flax, Marin	Hesperolinon congestum	T			
4	Q	Erubia	Solanum drymophilum	E			
4	Q	Eugenia woodburyana (=Sci name)	Eugenia woodburyana	E			
1	Q	Evening-primrose, Antioch Dunes	Oenothera deltooides ssp. howellii	E			
1	Q	Evening-primrose, Eureka Valley	Oenothera avita ssp. eurekaensis	E			
1	Q	Evening-primrose, San Benito	Camissonia benitensis	E			
1	Q	Fiddleneck, Large-flowered	Amsinckia grandiflora	E			
1	Q	Flannelbush, Pine Hill	Fremontodendron californicum ssp. decumbens	E			
2	Q	Fleabane, Rhizome	Erigeron rhizomatus	T			
1	Q	Four-o'clock, MacFarlane's	Mirabilis macfarlanei	E			
2	Q	Frankenia, Johnston's	Frankenia johnstonii	E			
1	Q	Fringepod (=lacepod), Santa Cruz Island	Thysanocarpus conchuliferus	E			
1	Q	Gahnia lanaiensis (=Sci name)	Gahnia lanaiensis	E			
1	Q	Gardenia, Hawaiian (na'u)	Gardenia brighamii	E			
4	Q	Geocarpon minimum (=Sci name)	Geocarpon minimum	T			
1	Q	Geranium, Hawaiian red-flowered	Geranium arboreum	E			
5	Q	Gerardia, sandplain	Agalinis acuta	E	2.5		
4	Q	Gesneria pauciflora (=Sci name)	Gesneria pauciflora	T			2.5
1	Q	Gilia, Hoffmann's slender-flowered	Gilia tenuiflora ssp. hoffmannii	E			
1	Q	Gilia, Monterey	Gilia tenuiflora ssp. arenaria	E			
4	Q	Goetzea, beautiful (matabuey)	Goetzea elegans	E			
4	Q	Goldenrod, Blue Ridge	Solidago spithamea	T			
3	Q	Goldenrod, Houghton's	Solidago houghtonii	T			

ENDANGERED SPECIES COST REPORT -- FISCAL YEAR 1997
 FEDERAL HIGHWAY ADMINISTRATION AND
 STATE HIGHWAY DEPARTMENTS

Species	amount (total)	lands acquisition	general costs
Birds			
Bald eagle	14,500		
Black capped vireo	12,000		
Brown pelican	32,000		
California least tern	93,300		
Coastal California gnatcatcher	46,000		
Golden cheeked warbler	95,000		
Least Bell's vireo	35,200		
Light footed clapper rail	21,000		
Marbled murrelet	2,500		
Peregrine falcon	242,000		
Red-cockaded woodpecker	10,000		
Southwestern willow flycatcher	11,000		
Mammals			
Florida black bear	250,000		
Florida panther	250,000		
Florida Key deer	440,000		
Grizzly bear	100,000		
Gray wolf	21,000		
Indiana bat	30,000		
San Joaquin kit fox	116,000	66,000	50,000
Prebles Meadow Jumping Mouse	325,000		
Ocelot	11,000		
Salt Marsh harvest mouse	22,000	(6em)	1,950,000 (land)
Fish			
Coho salmon	11,000		
Steelhead trout	85,200 ÷ 7		
Chinook salmon	5,000 ÷ 3		
Cherokee darter	250,000		

Delta smelt		1,950,000 (land)
Etowah darter	31,000	
Tidewater goby	5,200	
Unarmored three spined stickleback	55,000	

Insects

Valley longhorn elderberry beetle	24,000	
American Burying Beetle		
Smith's blue butterfly	2,100	
Quino checkerspot butterfly	7,000	

Other Invertebrates

Dwarf wedge mussel	195,000	
Higgins eye pearly mussel	24,000	
Tidewater mucket	10,000	
Yellow lame mussel	10,000	
Riverside fairy shrimp	5,000	
Vernal pool fairy shrimp	1,700	
Vernal pool tadpole shrimp	1,800	
San Diego fairy shrimp	5,000	

Reptiles/Amphibians

Alameda whip snake	9,300	
Arroyo southwestern toad	30,000	
California redlegged frog	80,000	
Giant garter snake	2,000	
San Francisco garter snake	21,000	

Plants

N arrowhead sweet colt's foot	1,200	
clustered burreed	1,200	
Cornutia obovata	46,000	[land]
Daphnosis helleriana	46,000	[land]
Solanum drymorphylum	46,000	[land]
Ottoschulzia rhodoxlon	46,000	[land]
Cordia bellonis	46,000	[land]
fountain thistle	5,000	

✓ Hooker's orchid	1,200
✓ Monterey clover	100
Monterey spineflower	400
Navasota ladies tresses	17,000
Northeastern bulrush	
Rhus Michauxii	54,000
Saltmarsh bird's beak	21,000
San Diego Mesa mint	18,000
Schweinitz's sunflower	37,000
slender rush pea	8,000
✓ Small yellow ladies' slipper	1,200
Texas poppy mallow	7,000
Tobusch fish hook cactus	7,400
white bladderpod	35,000
✓ Yardon's piperia	300

Candidate Species

Canada lynx	100,000
-------------	---------

NOTE: All costs are general (related to surveys or mitigation during construction) unless given under land acquisition.

THE COMMISSIONER OF CUSTOMS



WASHINGTON, D.C. ✓

October 6, 1998

ADM-6-04-OF:BD:OF SDR

Ms. Jamie Rappaport Clark
Director
United States Department of the Interior
Fish and Wildlife Service
1849 C Street, NW.
Washington, D.C. 20240

Dear Ms. Rappaport Clark:

This is in response to your letter dated June 25, 1998, in which you requested that the U.S. Customs Service report on expenditures made primarily for the conservation of endangered or threatened species.

Although Customs is one of the lead agencies in the enforcement of the endangered or threatened species laws and the regulation and international conventions on these species, we do not specifically allocate funding for this purpose. This task is integrated into the overall function of Customs operational groups, such as special agents, inspectors, and import specialists. Each of the professional groups are trained in the requirements of the endangered or threatened species laws, as well as the regulation and international conventions. Moreover, they enforce these laws as part of the regular duties involving the broad range of Customs responsibilities. Since no specific funds were allocated for this program, we cannot identify any Fiscal Year 1997 expenditures made primarily for the conservation of endangered or threatened species pursuant to the Endangered Species Act Amendments of 1988.

Even though specific expenditures are not available, we can assure you that Customs continues its effort in enforcing the Endangered Species Act Amendments of 1988. As part of this effort, we seized 50 importations containing endangered or threatened species or products thereof, such as whale bones, polar bear rugs, moose antlers, grisly bear rugs, ivory tusks, Nigerian reptile snake (Rock Python) skin wallets, an African Grey parrot, one leopard head, seal skin, one lynx coat, and jaguar skin.


The Fish and Wildlife Service (FWS)/U.S. Customs Service joint task force investigates cases involving illegal importations of endangered or threatened species pursuant to the Endangered Species Act and the Convention on International Trade in Endangered Species of Wild Fauna and Flora. We expect this enforcement initiative will have a significant impact on attempted illegal importations in the future.

Furthermore, at FWS designated ports of entry, Customs inspectors, agents, and import specialists assist in wildlife enforcement by ensuring that suspect shipments are detained to await clearance by local FWS officers, and when appropriate, ordering the redelivery of the shipment and assessing penalties in required cases. At non-designated ports of entry our personnel perform enforcement actions on behalf of your agency.

At the Headquarters level, our commercial enforcement program officers participate as technical Customs advisors at high-level government trade meetings held at the State Department, the Office of the U.S. Trade Representative, and the Departments of Treasury or Justice on matters dealing with wildlife trade embargoes. It should also be noted that our agency also enforces marine wildlife embargoes under the Marine Mammal Protection Act and other U.S. laws, e.g., to protect endangered dolphins and sea turtles, in coordination with the National Marine Fisheries Service or the State Department's Bureau of Oceans and International Environmental and Scientific Affairs.

If you require more information, please feel free to have a member of your staff contact Mrs. Sandie Daien Ray, Office of Finance, Budget Division, on 927-0516.

Sincerely,


Raymond W. Kelly
Commissioner



UNITED STATES ENVIRONMENTAL PROTECTION AGENCY
WASHINGTON, D.C. 20460



SEP 10 1998

OFFICE OF
ENFORCEMENT AND
COMPLIANCE ASSURANCE

Ms. E. LaVerne Smith
Chief, Division of Endangered Species
Fish and Wildlife Service
MS-452
4401 N. Fairfax Drive
Arlington, VA 22203

Dear Ms. Smith:

This is in response to the June 25, 1998 letter from Jamie Rappaport Clark to Administrator Carol Browner requesting information on EPA expenditures for the conservation of listed endangered and threatened species. Attached is a list of EPA expenditures for FY 1997 categorized by EPA program and regional office. The expenditures list is limited, as directed by the guidance for reporting expenditures, to those funds spent on specific species and does not include funds spent on broader endangered species programs or projects.

Should you have any additional questions please contact Jim Serfis of my staff at 202-564-7161.

Sincerely,

A handwritten signature in cursive script, appearing to read "Richard E. Sanderson".

Richard E. Sanderson
Director
Office of Federal Activities

Handwritten initials, possibly "JCS", written in cursive.

Enclosures

FY 97 EXPENDITURES PER SPECIES

Office of Pesticide Programs

		Expenditures (\$)
<u>BIRDS</u>		
387	Bobwhite, Masked	65
594	Rail, Yuma Clapper	348
621	Stork, Wood	5,725
626	Tern, Least (Interior)	9,275
 <u>FISH</u>		
837	Cavefish, Ozark	778
849	Chub, Sonora	130
850	Chub, Spotfin	224
854	Chub, Yaqui	65
875	Darter, Leopard	1050
878	Darter, Niangua	1842
901	Madtom, Smoky	700
906	Minnnow, Loach	321
914	Pupfish, Desert	471
927	Shiner, Cape Fear	344
931	Spikedace	393
934	Spinedace, Little Colorado	217
958	Topminnow, Gila	753
961	Trout, Apache	226
962	Trout, Gila	202
 <u>SNAILS</u>		
982	Snail, Noonday	43
 <u>CLAMS</u>		
995	Mussel, Dwarf Wedge	1145
1008	Pearly mussel, Curtis'	347
1012	Pearly mussel, Little wing	224
1016	Pearly mussel, Pink Mucket	1497
1029	Pocketbook, Fat	824
1034	Spinymussel, Tar River	611
?	Elktoe, Appalachian	301
?	Heelsplitter, Carolina	362
?	Rock-pocketbook, Ouachita	1050

INSECTS

? Butterfly, Oregon Silverspot 3675

PLANTS

1095	Agave, Arizona	354
1108	Dropwort, Canby's	3675
1153	Goldenrod, Blue Ridge	86
1173	Bladderpod, Missouri	714
1186	Cactus, Cochise Pincushion	65
1189	Cactus, Nichol's Turk's Head	117
1196	Cactus, Arizona Hedgehog	117
1203	Cactus, Brady Pincushion	65
1206	Cactus, Peebles Navajo	65
1207	Cactus, Siler Pincushion	195
1231	Sedge, Navajo	217
1325	Orchid, Western Prairie Fringed	875
1361	Cliff-rose, Arizona	471
1373	Pitcher-plant, Green	83
?	Leatherflower, Alabama	83
?	Barbara's Buttons, Mohr's	83
?	Checkermallow, Nelson's	4375
?	Lomatium, Bradshaw's	3500

TOTAL \$48,348

Region 3

Lampsilis abrupta (Pink Mucket pearly mussel)
 Cyprogenia stegaria (fanshell mussel)
 Plethobasus cooperianus (orange-foot pimpleback)
 Potamilus capax (Fat pocketbook)
 Pleurbema clava (Clubshell)

\$6,042 ÷ 5 = 1.208

Region 6

navasota ladies-tresses \$30,000

Region 7

Western prairie fringed orchid

blowout penstemon \$32,000

Region 9

California gnatcatcher \$75,000

Desert tortoise \$53,747

- ~~W~~ Alameda whipsnake
- Aleutian Canada goose
- Amargosa vole
- blunt-nosed leopard lizard
- red-legged frog
- Fresno kangaroo rat
- giant garter snake
- giant kangaroo rat
- Inyo California towhee
- Morro Bay kangaroo rat
- Pacific pocket mouse
- ~~W~~ Pt. arena mountain beaver
- salt marsh harvest mouse
- ~~W~~ San Bernardino kangaroo rat
- San Clemente loggerhead shrike
- San Clemente sage sparrow
- San Francisco garter snake
- Stephen's kangaroo rat
- Tipton kangaroo rat

$\$95,000 \div 16 = 5.9$

Region 10

- Snake River sockeye
- spring/summer chinook
- fall chinook

$\$1,000 \div 3 = .33$

- Utah valvata snail
- Snake River physa snail
- Banbury Springs limpet
- Idaho springsnail
- Bliss Rapids snail

$\$1,215 \div 5 = .24$

Northern spotted owl \$4,330

FEDERAL ENERGY REGULATORY COMMISSION

WASHINGTON, DC 20426

OFFICE OF THE CHAIRMAN

April 13, 1999

Mr. Gerry A. Jackson
Assistant Director
Fish and Wildlife Service
U.S. Department of the Interior
Washington, D.C. 20240


Dear Mr. Jackson:

I am pleased to respond to your February 18, 1999, letter requesting information about the Commission's Fiscal Year 1997 expenditures related to the conservation of endangered and threatened species.

The enclosed lists, which the Commission staff prepared, identify the endangered and threatened species and associated Commission expenditures. This represents the combined activities of the Offices of Hydropower Licensing and Pipeline Regulation for Fiscal Year 1997. Finally, the expenditures for each species include both salaries and related benefits.

I hope this information is helpful. If I can be of further assistance in this or any other Commission matter, please let me know.

Sincerely,



James J. Hoecker
Chairman

Enclosures

FEDERAL ENERGY REGULATORY COMMISSION EXPENDITURES FOR ENDANGERED AND THREATENED SPECIES OTHER THAN PLANTS FOR FISCAL YEAR 1997

Inverted Common Name		Expenditures
Bat	gray	35
Deer	Columbian white-tailed	139
Ferret	black-footed	70
Sea-lion	Steller	209
Whale	humpback	174
Wolf	gray	174
Wolf	gray	341
Bear	grizzly	531
Wolf	gray	531
Bat	Indiana	71
Squirrel	Carolina northern flying	60
Wolf	gray	2400
Fox	San Joaquin kit	187
Kangaroo rat	giant	187
Eagle	bald	730
Eider	Steller's	35
Falcon	American peregrine	626
Flycatcher	southwestern willow	174
Gnatcatcher	coastal California	104
Goose	Aleutian Canada	35
Murrelet	marbled	591
Owl	northern spotted	487
Plover	piping	35
Vireo	least Bell's	104
Woodpecker	red-cockaded	139
Crane	whooping	894
Eagle	bald	892
Falcon	American peregrine	383
Plover	piping	766
Tern	least	341
Eagle	bald	1310
Falcon	American peregrine	119
Eagle	bald	1627
Falcon	American peregrine	141
Murrelet	marbled	2264
Owl	northern spotted	3006
Eagle	bald	705
Eagle	bald	676
Falcon	American peregrine	68
Flycatcher	southwestern willow	541
Rail	Yuma clapper	34
Crane	whooping	12000
Curlew	Eskimo	1200
Eagle	bald	20460

FEDERAL ENERGY REGULATORY COMMISSION EXPENDITURES FOR ENDANGERED AND THREATENED SPECIES OTHER THAN PLANTS FOR FISCAL YEAR 1997

Falcon	American peregrine	3840
Flycatcher	southwestern willow	1200
Gnatcatcher	coastal California	300
Owl	northern spotted	60
Plover	piping	15000
Tern	least	3000
Vireo	least Bell's	300
Eagle	bald	562
Falcon	American peregrine	187
Tortoise	desert	68
Snake	giant garter	187
Toad	Arroyo southwestern	141
Frog	California red-legged	7800
Toad	Arroyo southwestern	1200
Frog	California red-legged	187
Salamander	desert slender	187
Salmon	chinook	127
Salmon	chinook	32
Salmon	sockeye (=red	32
Squawfish	Colorado	32
Sucker	razorback	64
Darter	amber	35
Darter	goldline	35
Shiner	blue	35
Salmon	chinook	56
Salmon	chinook	56
Salmon	sockeye (=red	56
Salmon	chinook	104
Salmon	chinook	104
Salmon	coho	104
Smelt	delta	70
Salmon	chinook	637
Smelt	delta	637
Sturgeon	pallid	566
Salmon	chinook	480
Salmon	chinook	480
Salmon	sockeye (=red	480
Smelt	delta	1440
Sturgeon	pallid	3000
Sturgeon	shortnose	600
Clubshell	southern	35
Elktoe	Cumberland	35
Lampmussel	Alabama (=Pearly mussel	35
Pigtoe	southern	35
Limpet	Banbury Springs	64

FEDERAL ENERGY REGULATORY COMMISSION EXPENDITURES FOR ENDANGERED AND THREATENED SPECIES OTHER THAN PLANTS FOR FISCAL YEAR 1997

Snail	Bliss Rapids	127
Snail	Snake River physa	127
Snail	Utah valvata	127
Springsnail	Idaho	64
Beetle	American burying (=giant carrion)	70
Beetle	valley elderberry longhorn	139
Beetle	valley elderberry longhorn	139
Butterfly	Karner blue	170
Butterfly	Karner blue	282
Beetle	American burying (=giant carrion)	1200
Beetle	valley elderberry longhorn	2760
Butterfly	Karner blue	3000
Beetle	valley elderberry longhorn	187
Crayfish	Shasta (=placid)	139
	Total Expenditures	\$107,809

FEDERAL ENERGY REGULATORY COMMISSION EXPENDITURES FOR ENDANGERED AND
THREATENED PLANT SPECIES FOR FISCALYEAR 1997

Inverted Common Name		Expenditures
Ladies'-tresses	Ute	174
Orcutt grass	slender	104
Pitcher-plant	mountain sweet	104
Stonecrop	Lake County	35
Orchid	eastern prairie fringed	383
Agave	Arizona	101
Orchid	western prairie fringed	1800
Orcutt grass	Greene's	420
Orcutt grass	slender	420
Cactus	Bakersfield	187
Ladies'-tresses	Ute	187
Sunburst	San Joaquin adobe	187
	Total Expenditures	\$4,104



UNITED STATES
NUCLEAR REGULATORY COMMISSION
WASHINGTON, D.C. 20555-0001

August 28, 1998

Ms. Jamie Rappaport Clark
Director
Fish and Wildlife Service
U.S. Department of the Interior
Washington, DC 20240

Dear Ms. Clark:

This is in response to your letter of June 25, 1998 (reference FWS/AES/TE), requesting reasonably identifiable expenditures for the conservation of threatened and endangered species to be included in your annual report to Congress.

Summarized NRC expenditures in FY 1997 in support of the conservation of threatened and endangered species were:

• Threatened and Endangered Species Action Plan and Coastal Zone Management Activities:	\$ 4,978
• Endangered Species Act compliance assessment:	\$42,000
• Specie Expenditures:	
- Kemp's Ridley Turtle (<i>Lepidochelys kempii</i>)	\$2,724
- Loggerhead Turtle (<i>Caretta caretta</i>)	2,724
- Green Turtle (<i>Chelonia mydas</i>)	2,740
- Leatherback Turtle (<i>Dermochelys coriacea</i>)	1,768
- Hawksbill Turtle (<i>Eretmochelys imbricata</i>)	1,768
- Sturgeon, Shortnose (<i>Acipenser brevirostrum</i>)	786

• Total NRC Expenditures	\$56,748

Questions concerning these expenditures may be directed to Mr. Tom Heavey, (301) 415-6028, E-mail at TJH@NRC.GOV.

Sincerely,

A handwritten signature in cursive script that reads "Richard R. Rough".

Richard R. Rough, Director
Division of Budget and Analysis



Smithsonian Institution

Office of the Secretary

September 23, 1998

Ms. Jamie Rappaport Clark
Director
Fish and Wildlife Service
Department of the Interior
Washington, D. C. 20240

Dear Ms. Clark:

I am pleased to provide information to assist the Fish and Wildlife Service in complying with the requirement stipulated in the Endangered Species Act Amendments of 1988 for the annual submission to Congress of all reasonably-identifiable Federal expenditures made in the conservation of endangered or threatened species.

While not a Federal agency, the Smithsonian Institution does expend appropriated funds aimed primarily at the conservation of endangered or threatened species consistent with the requirements of the Endangered Species Act. As a general procedure, the Smithsonian does not maintain Institution-wide information on endangered species projects on a species-by-species basis. However, as in our previous reports to the Fish and Wildlife Service, we are enclosing findings on Fiscal Year 1997 Federal expenditures by the National Zoological Park, the Smithsonian unit with the largest proportion of budget outlays aimed at species conservation.

I hope this information will be of assistance.

Sincerely,

A handwritten signature in cursive script that reads "I. Michael Heyman".

I. Michael Heyman
Secretary

Enclosure



Smithsonian
National Zoological Park

FEDERAL MONEY SPENT ON ENDANGERED SPECIES FY1997 NATIONAL ZOO

Parameters used:

- no captive breeding/housing/education costs included unless specifically part of a Recovery Plan/field work for conservation
- field research included only if part of conservation (i.e., efforts to assist lead agencies in their conservation efforts)
- two salary levels used: senior (curator, veterinary, etc.) @ \$80,000 and keeper/tech @ \$30,000; these are rough averages
- average administrative costs (permits, support, etc.) @ \$1,000
- "supplies" includes animal feed, medications, etc. for captive program
- cost of lab supplies not included unless easily identifiable
- no costs included if money came from grants, Federal Agencies, or other outside sources

CHEETAH (health & repro. research)	3 $\frac{1}{2}$ of \$80K x 4, 100% of \$30K..	\$39,600
DEER, ELD'S (" " ")	15 $\frac{1}{2}$ of \$80K, 5 $\frac{1}{2}$ of \$80K x 2, 2 $\frac{1}{2}$ of \$30K, \$1K admin.....	21,600
ELEPHANT, AFRICAN (field research)	5 $\frac{1}{2}$ of \$80K, .5 $\frac{1}{2}$ of \$80K, \$1K admin.	5,400
ELEPHANT, ASIAN (field research)	8 $\frac{1}{2}$ of \$80K x 2, 5 $\frac{1}{2}$ of \$80K, 3 $\frac{1}{2}$ of \$80K, 3 $\frac{1}{2}$ of \$30K, \$3K lab supplies, \$1K admin.....	24,100
FERRET, BLACK-FOOTED (Recovery & captive)	10 $\frac{1}{2}$ of \$80K, 5 $\frac{1}{2}$ of \$80K, 1 $\frac{1}{2}$ of \$80K, 50 $\frac{1}{2}$ of \$30K, \$20K supplies, \$1K admin..	48,800
FOX, SAN JOAQUIN (Recovery)	40 $\frac{1}{2}$ of \$80K, 5 $\frac{1}{2}$ of \$80, 8 $\frac{1}{2}$ of \$30, \$2K lab supplies.....	40,400
MACAQUE, TOQUE (field research)	8 $\frac{1}{2}$ of \$30K, \$1K admin.....	3,400
OTTER, SOUTHERN SEA (Recovery)	10 $\frac{1}{2}$ of \$80K, 3 $\frac{1}{2}$ of \$30K.....	8,900
PANDA, GIANT (conservation)	10 $\frac{1}{2}$ of \$80K x 2.....	16,000
PANTHER, FLORIDA (repro. & pop. research)	5 $\frac{1}{2}$ of \$80K, 2 $\frac{1}{2}$ of \$80K, 1 $\frac{1}{2}$ of \$80K.....	6,400
SEAL, HAWAIIN MONK (Recovery)	10 $\frac{1}{2}$ of \$80K, 5 $\frac{1}{2}$ of \$80K.....	12,000
OTHER END/TH MARINE MAMMALS (Recovery)	10 $\frac{1}{2}$ of \$80K.....	8,000
TAMARIN, GOLDEN LION (field & captive)	20 $\frac{1}{2}$ of \$80K x 2, 5 $\frac{1}{2}$ of \$80K x2, 4 $\frac{1}{2}$ of \$80K, 1 $\frac{1}{2}$ of \$80K, 10 $\frac{1}{2}$ of \$30K, 4 $\frac{1}{2}$ of 30K, \$2K supplies, \$4K lab supplies, \$1K admin.....	59,200
TIGER (field research)	20 $\frac{1}{2}$ of \$80K.....	16,000
WHALE, GRAY (field research)	1 $\frac{1}{2}$ of \$80K, \$1K lab supplies.....	1,800
WOLF, RED (captive for Recovery)	2 $\frac{1}{2}$ of \$80K, 25 $\frac{1}{2}$ of \$30K, \$3K supplies.....	12,100

SUBTOTAL FOR MAMMALS \$323,700

CONDOR, CALIFORNIA (Recovery) 5 ⁺ of \$80K.....	4,000
Surrogate Hawaiian birds (captive) 5 ⁺ of \$80K, 50 ⁺ of \$30K, \$4K supplies.....	23,000
CROW, HAWAIIAN (Recovery) 15 ⁺ of \$80K, 2 ⁺ of \$80K, 4 ⁺ of \$30K, \$3K lab supplies.....	17,800
CROW, MARIANA (captive for Recovery) 5 ⁺ of \$80K, 2 ⁺ of \$80K, 20 ⁺ of \$30K, 4 ⁺ of \$30K, \$2K supplies...	14,800
DUCK, LAYSAN (Recovery) 2 ⁺ of \$80K, 1 ⁺ of \$30K.....	1,900
FINCH, LAYSAN (Recovery) 4 ⁺ of \$80K, 2 ⁺ of \$30K, \$2K lab supplies..	5,800
GOOSE, HAWAIIAN (Recovery) 2 ⁺ of \$80K, \$1K lab supplies.....	2,600
KINGFISHER, GUAM (captive for Recovery) 5 ⁺ of \$80K, 30 ⁺ of \$30K, \$1K supplies.....	14,000
RAIL, GUAM (Recovery & captive) 5 ⁺ of \$80K, 30 ⁺ of \$30K, \$2K supplies.....	15,000
SUBTOTAL FOR BIRDS \$98,900	
TORTOISE, DESERT (field & captive), 60 ⁺ of \$80K, 15 ⁺ of 80K 50 ⁺ of \$30K.....	90,000
SUBTOTAL FOR REPTILES \$90,000	
GRAND TOTAL \$512,600	

August 19, 1998

Ms. Jamie Rappaport Clark, Director
Fish and Wildlife Service
United States Department of the Interior
Washington, DC 20240

Dear Ms. Clark:

**FISCAL YEAR 1997 EXPENDITURES FOR CONSERVATION OF ENDANGERED OR
THREATENED SPECIES - FWS/AES/TE**

Enclosed is a summary of TVA expenditures for fiscal year 1997 in support of the conservation of endangered and threatened species.

TVA conducted activities associated with 23 federally-listed species. None of these expenditures were for land acquisition. We appreciate the continued cooperation of the U.S. Fish and Wildlife Service staff and management in aiding our planning and providing the permits and permissions necessary to perform these activities.

If you have further questions regarding the scope or content of these activities, please contact Charles P. Nicholson, Endangered Species Specialist, Tennessee Valley Authority, 400 West Summit Hill Drive, WT 8C, Knoxville, Tennessee 37902. His telephone number is (423) 632-3582 and his e-mail address is cpnicholson@tva.gov.

Sincerely,

(Original signed by)

Kathryn J. Jackson

CPN:TMH

Enclosure

cc (Enclosure):

Craven Crowell, ET 12A-K
Johnny H. Hayes, ET 12A-K
William H. Kennoy, ET 12A-K
Ruben O. Hernandez, NRB 1A-N
Janet C. Herrin, WT 10D-K

John Hutton, LP 6A-C
Jon M. Loney, WT 8C-K
Ann W. Wright, LBL 1A-GPK
Ronald J. Williams, CTR 1A-M

Prepared by Charles P. Nicholson, coordinated with John J. Jenkinson, William H. Redmond, and Richard L. Lowe; reviewed by Jon M. Loney; and approved by Ronald J. Williams.

CTS Number: 214145

CORR:6254156

EXPENDITURES RELATED TO THE CONSERVATION
OF ENDANGERED OR THREATENED SPECIES
FISCAL YEAR 1997
TENNESSEE VALLEY AUTHORITY

Species	Amount (thousands)
Bat, gray	9.5
Bat, Indiana	1.0
Eagle, bald	5.5
Chub, slender	0.3
Chub, spotfin	0.2
Darter, amber	0.2
Darter, bluemask	0.3
Darter, boulder	0.3
Darter, duskytail	0.5
Darter, snail	14.0
Logperch, Conasauga	0.2
Madtom, smoky	0.5
Madtom, yellowfin	0.5
Pearlymussel, pink mucket	6.5
Riversnail, Anthony's	2.6
Aster, Ruth's golden	8.0
Bean, Price's potato	4.5
Fern, Alabama streak-sorus	0.2
Lichen, rock gnome	0.6
Prairie-clover, leafy	2.5
Rockcress, Braun's	0.8
Skullcap, large-flowered	10.0
Sunflower, Eggert's	0.5
Total	69.2

Appendix 2. Summary of Legislative Record and Supplemental
Guidance of What is a "Reasonably Identifiable
Expenditure" for Purposes of this Report.

Supplemental Guidance for Reporting Expenditures
for the Conservation of Endangered and Threatened Species

BACKGROUND:

- Section 18 of the Endangered Species Act of 1973 (16 U.S. 1531 et seq.) reads, in part, as follows "...Fish and Wildlife Service, shall submit to the Congress an annual report covering the preceding fiscal year which shall contain--
 - (1) an accounting on a species-by-species basis of all reasonably identifiable Federal Expenditures made primarily for the conservation of endangered and threatened species pursuant to this Act; and
 - (2) an accounting on a species-by-species basis for all reasonably identifiable expenditures made primarily for the conservation of endangered and threatened species pursuant to this Act by States receiving grants under section 6."

- The Conference report for the 1988 amendments made some of the following points concerning the new section 18 of the Act:
 - Provision should not become unduly burdensome or result in diversion of funds from the operation of the program.
 - The Secretary of the Interior is to make a good faith effort to develop and obtain data but is not to undertake extensive or extraordinary measures.
 - Generalized dollar estimates will suffice.
 - Amendment seeks information primarily relating to development and implementation of recovery plans.
 - Amendment does not apply to monitoring and survey costs for delisted, proposed and candidate species.
 - Amendment is not to require new species-specific time sheets for the Service or other reporting agency.
 - Listing, consultation, and law enforcement are to be included, but these will often not be "reasonably identifiable." There will be cases of major single-species listings, consultations, or "stings" that should be reported.
 - Only salary costs that can be reasonably identified as applicable to particular species need be reported.
 - For other agencies and States, a good faith effort to collect information is expected; they are expected to cooperate.
 - Submission of data from the States or agencies is not to be a precondition to receiving any contracts or grants or establishing other arrangements with the Fish and Wildlife Service.

DATA FORMAT:

- Species should be identified by the same name as found in the most current list of species: common name for all animals and either common or scientific name for plants. Amounts above \$2,000 need be only to nearest \$500 or \$1,000; smaller amounts may be to the nearest \$100. If the list of species exceeds several dozen, it would be appreciated if the common names were alphabetized in inverted name order (e.g., eagle, bald) and a diskette for the table be provided (e.g., WordPerfect, Lotus, ASCII).
- States may use the list of species provided and simply write the total State amount beside the appropriate name.

EXPENDITURES TO BE REPORTED:

- Only species on the Federal list of Endangered and Threatened Wildlife and Plants (50 CFR Part 17) at the end of the Fiscal Year (October 1, 1995 to September 30, 1996) are to be reported. Expenditures made prior to the actual listing date of a species, but still within the same year, may be reported (e.g., costs of public meetings, notices, surveys, initial recovery efforts). Monies for unlisted, separate populations of listed vertebrates cannot be allowed into the report (e.g., southeastern brown pelicans, Atlantic and Gulf coast least terns, Alaska bald eagles or gray wolves). Expenditures for State-listed species are not reportable unless they are also federally listed. Amounts for foreign species on the list are reportable (e.g., grants or contracts carried out in another country).
- In passing the amendment, Congress indicated that the requirement was aimed primarily at expenses associated with the development and implementation of recovery plans for listed species. Thus, the main focus of the report should be funding of projects that are primarily to support the conservation of endangered or threatened species.
- Only reasonably identifiable expenditures for listed species will be totaled in this report. Extraordinary accounting to track monies expended on individual listed species are not expected.
- All habitat acquisition costs are to be reported separately from all other identifiable expenditures. Such acquisitions must be primarily for the purpose of conserving specific federally listed species. As with other projects, those portions of habitat acquisition costs that are specifically for a listed species may be prorated out of the total acquisition costs when the other habitat is being acquired for other purposes (e.g., 25 acres of a 250-acre purchase will be set aside).
- Expenditures associated with consultations pursuant to section 7 of the Act are covered only to the extent that they are readily identifiable to a particular species. Thus, a formal consultation dealing with a single species, or up to several species where the relative costs are easily divisible, would be subject to reporting.
- Monitoring and survey costs should be reported when: 1) The cost of the monitoring or survey was during the period the species was under a proposed listing and the species was actually listed in the same fiscal year that the monitoring and surveys were conducted; 2) The monitoring or survey covered both candidates and listed species and the costs can be prorated to include only the listed species; and 3) The cost was readily identifiable to a single species.
- Salary and benefits of an employee working full-time on a single species or whose time devoted to a particular species can be readily identified can be reported. Conversely, staff costs that are not assigned to work on particular species are not usually reportable. Travel costs can be reported when identifiable to a particular species.
- Any State or Federal project that incurs increased costs related directly to mitigation or other conservation efforts on behalf of federally listed species can report that added cost.

- All State agencies (e.g., parks, heritage program, forests, highways) may report their expenditures, although only a single report from each State (plants and animals must be reported together) is expected to be submitted to the International Association of Fish and Wildlife Agencies.
- Examples of reportable expenditures that are directed to individual species include status surveys, habitat management or acquisition, research, propagation (including surrogate species), recovery plan development or implementation, and mitigation. The project must be to primarily benefit the listed species and not other conservation goals.
- Expenditures in a single project devoted to a number of listed species should either be prorated by the agency or not reported. General surveys or projects that cover a large number of species, some of which may not be listed, are not reportable.