

# **BALANCES OF BUDGET AUTHORITY**

## **Budget for Fiscal Year 2001**

Budget Review and Concepts Division  
Budget Concepts Branch

# TABLE OF CONTENTS

---

**Page**

## **NARRATIVE**

Balances of Budget Authority in the FY 2001 Budget .....	1
Bridges from Balances of Budget Authority to Cash Balances .....	75
Credit Reform - Financing Accounts with Unobligated Balances .....	78

## **TABLES**

### **Federal and Trust Fund**

<b>1</b> Summary of Unexpended Balances .....	9
<b>2</b> Total Unexpended Balances, by Agency .....	10

### **Federal Funds**

<b>3</b> Federal Fund Obligated Balances, by Agency .....	12
<b>4</b> Federal Fund Unobligated Balances, by Agency .....	13
<b>5</b> Federal Fund Unobligated Balances, by Agency and Program, Detail	
Legislative Branch .....	14
Judicial Branch .....	15
Department of Agriculture .....	16
Department of Commerce .....	19
Department of Defense - Military .....	20
Department of Education .....	34
Department of Energy .....	35
Department of Health and Human Services .....	24
Department of Housing and Urban Development .....	41
Department of Interior .....	25

Department of Justice .....	28
Department of Labor .....	29
Department of State .....	31
Department of Transportation .....	38
Department of Treasury .....	32
Department of Veterans Affairs .....	46
Corps of Engineers .....	50
Other Defense--Civil Programs .....	49
Environmental Protection Agency .....	37
Executive Office of the President .....	47
Federal Emergency Management Agency .....	54
General Services Administration .....	40
International Assistance Programs .....	48
National Aeronautics and Space Administration .....	43
National Science Foundation .....	58
Office of Personnel Management .....	44
Small Business Administration .....	45
Social Security Administration .....	34
Other Independent Agencies:	
Appalachian Regional Commission .....	51
Broadcasting Board of Governors .....	64
Corporation for National and Community Services .....	63
Defense Nuclear Facilities Safety Board .....	51
Delta Regional Authority .....	65
District of Columbia .....	51
Equal Employment Opportunity Commission .....	51
Export-Import Bank of the United States .....	52
Farm Credit Administration .....	52
Farm Credit System Financial Assistance Corporation .....	53
Farm Credit System Insurance Corporation .....	53
Federal Communications Commission .....	53
Federal Deposit Insurance Corporation .....	54

	Federal Drug Control Programs .....	47
	Federal Financial Institutions Examination Council Appraisal Sub .....	55
	Federal Housing Finance Board .....	55
	Federal Mediation and Conciliation Service .....	56
	Federal Trade Commission .....	56
	Intelligence Community Management Account .....	62
	Institute of Museum and Library Services .....	63
	International Trade Commission .....	56
	Morris K. Udall Scholarship and Excellence in National Environment .....	63
	National Archives and Records Administration .....	56
	National Credit Union Administration .....	57
	National Endowment of the Arts .....	58
	National Endowment for the Humanities .....	58
	National Transportation Safety Board .....	59
	Nuclear Regulatory Commission .....	59
	Office of Navajo and Hopi Indian Relocation .....	59
	Other Commissions and Boards .....	64
	Panama Canal Commission .....	59
	Presidio Trust .....	64
	Resolution Trust Corporation .....	60
	Securities and Exchange Commission .....	60
	Smithsonian Institution .....	61
	State Justice Institute .....	62
	Tennessee Valley Authority .....	62
	United States Holocaust Memorial Council .....	62
	United States Enrichment Corporation Fund .....	63
	Government-wide totals .....	65
<b>6</b>	Federal Fund Unavailable Collections, by Agency .....	67

**Trust Funds**

<b>7</b>	Trust Fund Obligated Balances, by Agency .....	69
<b>8</b>	Trust Fund Obligated Balances, by Major Funds .....	70
<b>9</b>	Trust Fund Unobligated Balances, by Agency .....	71
<b>10</b>	Trust Fund Unobligated Balances, by Major Funds .....	72
<b>11</b>	Trust Fund Unavailable Collections, by Agency .....	73

**Other Tables**

<b>12</b>	Federal Fund Bridge from Balances of Budget Authority to Cash Balances .....	76
<b>13</b>	Trust Fund Bridge from Balances of Budget Authority to Cash Balances .....	77
<b>14</b>	Credit Reform Financing Accounts .....	79

## GENERAL NOTES

- ◆ All years in the tables are fiscal years.
- ◆ Because of rounding, the detailed amounts in tables and charts may not add to the totals.
- ◆ Data for the off-budget Postal Service Fund (a Federal fund) and the two off-budget social security trust funds (Federal Old-Age and Survivors Insurance (OASI) and Federal Disability Insurance (DI)) are included in this report.
- ◆ Data for the non-budgetary Credit Reform financing accounts are included in a separate table in this report.

This report is available on the Internet at the <http://www.gpo.gov/usbudget/index.html>

Also, this report is available for purchase from the:

National Technical Information Service (NTIS)

Attn: Document Sales  
5285 Port Royal Road  
Springfield, VA 22161  
or call:  
(703) 605-6000  
1-800-553-6847

**NTIS Home Page:** <http://www.ntis.gov>

---

**BUDGET REVIEW AND CONCEPTS DIVISION, BUDGET CONCEPTS BRANCH**

---

# BALANCES OF BUDGET AUTHORITY

## Budget for Fiscal Year 2001

Government agencies are permitted to enter into obligations that result in immediate or future outlays only when they have been granted authority to do so by law. This authority is recorded as budget authority in the year that it first becomes available. Not all budget authority enacted for a fiscal year results in obligations and outlays in the same year. This analysis presents information on the unexpended balances of budget authority for the end of fiscal years 1999, 2000, and 2001 as shown in the fiscal year 2001 budget.

**Unexpended balances** of budget authority are the sum of obligated and unobligated balances.

- ◆ **Unobligated balances** are the amounts of budget authority that have not yet been obligated.
- ◆ **Obligated balances** are the amounts of obligations already incurred (for example, contracts signed) for which payment has not yet been made but for which payments will be required.

Unobligated balances of budget authority (appropriations, contract authority, and authority to borrow) are carried forward from one year to the next only when authority to incur obligations in a succeeding period is specifically provided in law. Amounts that are obligated are carried as obligated balances until the obligations are paid or the authority is canceled.

In the aggregate, unexpended balances are the result of a lag between the time budget authority becomes available (for example, when an appropriation is enacted) and the actual outlay of funds, which usually occurs when Treasury disburses funds in payment of an obligation.

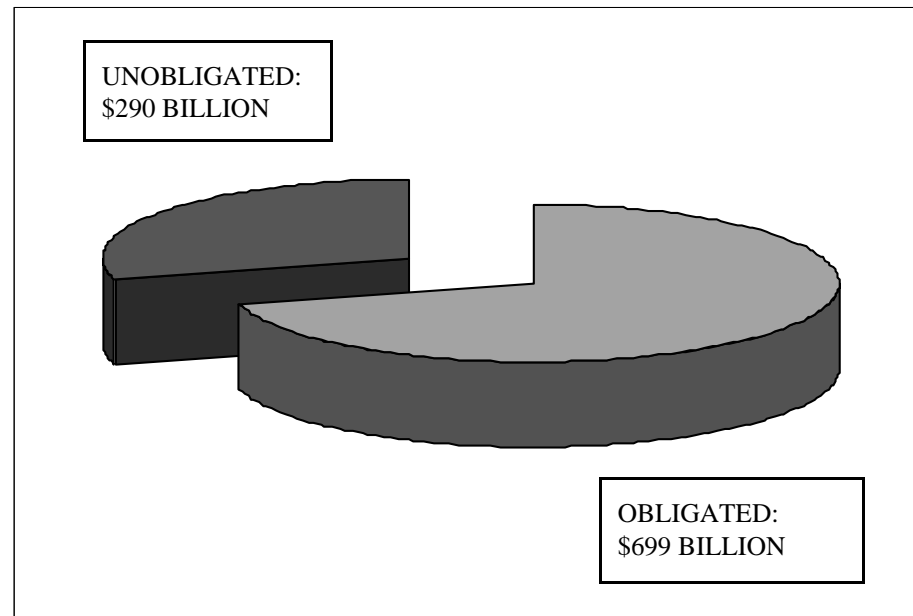
For most Government accounts, the interval between enactment of appropriations, the obligation of funds, and the related outlays is relatively short. For annual accounts, appropriations are made available for only one year and any unobligated amounts expire at the end of that fiscal year. However, the obligated, but not yet paid, portions of the expired annual appropriations are normally carried forward for five years after which the balances are permanently canceled.

In some cases, the Congress enacts appropriations or other forms of budget authority for a specified number of years (multiple-year authority) or until the objectives of the program have been achieved (no-year authority). It is in these instances that unobligated balances earmarked for specific programs are carried forward.

When the budget authority of multi-year funds expire, the obligated, but not yet paid, portions are carried forward for five fiscal years after which the balances are permanently canceled. No-year authority may be canceled by the head of the agency or the President if the purposes for which the funds were provided have been carried out and there has been no disbursement from the authority for two fiscal years. To the extent that balances have been canceled, old bills can be paid from up to one percent of the balances in any unexpired account available for the same purpose as the canceled accounts.

Total unexpended balances are estimated to approach a trillion dollars by the end of fiscal 2001. As the following chart indicates 70% will be obligated. Such balances are the normal result of the budget process, as explained in the following pages.

CHART 1

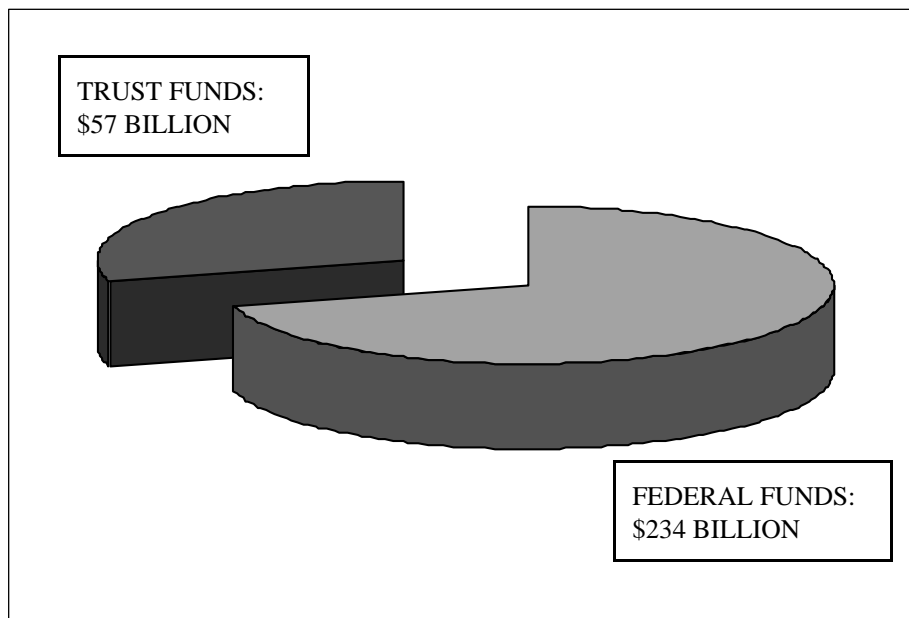




Of the trillion dollars, \$290 billion will be unobligated balances. As Chart 2 shows, \$57 billion, which represents 20% of the unobligated balances, will be earmarked for trust funds.

For more information on trust fund obligated and unobligated balances by agency and major trust funds, see tables 7, 8, 9, and 10, beginning on page 69.

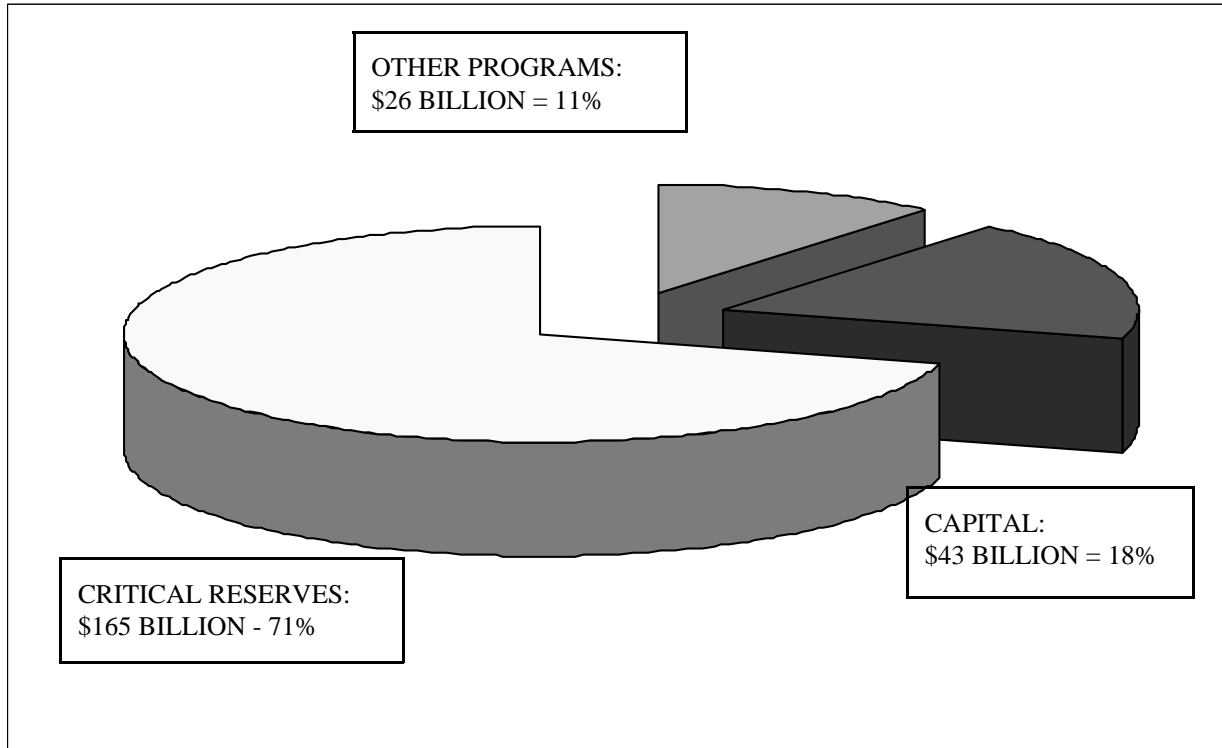
CHART 2



See Table 1, Summary of Unexpended Balances, on page 9 for a distribution between Federal and trust funds for fiscal years 1999, 2000, and 2001. For a distribution of unexpended balances by agency, see Table 2, Total Unexpended Balances by Agency on page 10.

The remaining \$234 billion will be unobligated balances in Federal fund accounts. Of this amount, nearly 90% will be earmarked for critical reserves and capital investments.

CHART 3



The categories used in Chart 3 are CRITICAL RESERVES, CAPITAL, and OTHER PROGRAMS. Each is explained below.

### **CRITICAL RESERVES**

The following balances are classified as critical reserves:

- o international monetary programs;
- o insurance and other programs; and
- o credit liquidating accounts.

International Monetary Programs -- These reserves are used to automatically fund U.S. balance of payment financing needs and for intervening in the foreign exchange market on behalf of the U.S. dollar.

The unobligated balances in the U.S. Quota accounts represent amounts that have been transferred from the Treasury and deposited with the International Monetary Fund (IMF) for the U.S. share of its quota to the IMF, in return for international monetary reserves denominated in Special Drawing Rights (SDRs). These reserves are held at the IMF. This is somewhat akin to moving balances from one checking account to another, both of which are owned by the U.S.

Other SDR denominated assets appear as unobligated balances in the Exchange Stabilization Fund (ESF). These SDRs are used in the same manner as dollar assets and foreign currency assets in the ESF. The Secretary of Treasury is authorized to use the ESF to intervene in the foreign exchange market on behalf of the U.S. dollar. The principal sources of the ESF's income have been profits on foreign exchange transactions, interest on foreign exchange swap transactions, and interest on investments held by the fund. The estimated balances in the ESF are subject to considerable variances, as the amount and composition of assets and the interest rate earned on investments can change dramatically.

Insurance and Other Programs -- The Federal Government provides insurance in certain areas (notably deposit insurance, pension guarantees, and emergencies) and conducts other programs where there is a natural lag between the time funds are collected and provided and the time funds are needed (for example, callable capital on U.S. shares in multilateral financial institutions and amounts to reduce threats from The Independent States of the Former Soviet Union). For these kinds of programs, appropriations and other budget authority provide for contingency backup, reserves, and debt redemption or funding sources pending sequential events, such as negotiations with other countries and certification by Congress. The unobligated balances are carried forward to the extent such authority is not used or expires under the terms of the appropriations.

Credit Liquidating Accounts -- Pursuant to the Federal Credit Reform Act of 1990, the cash flows associated with pre-1992 direct loan obligations and loan guarantee commitments are reported on a cash basis in *liquidating* accounts. Normally at the end of each year, the balances in credit liquidating accounts are returned to the Treasury because the amounts can only be used to liquidate obligations incurred in the year the amounts are collected. Therefore, any balances that remain are reserves needed to pay claims should there be a default on a loan that was guaranteed before the end of fiscal year 1991.

## **CAPITAL**

The following types of Federal unobligated balances are classified as capital investments:

- o major procurement and construction programs; and

- o other revolving funds.

Procurement and Construction Programs -- Budget authority for most major procurement and construction projects covers the entire cost estimated when the projects are initiated, even though work will take place and outlays will be made over a period extending beyond the year for which the budget authority is enacted. For these projects, the unobligated balances are needed to complete the project or program. Also, these balances reflect the long lead times required for such procurement. Real property projects in this category involve direct Federal Government land acquisition and improvement, and construction of facilities, which become capital assets.

Other Revolving Funds -- There are other revolving fund balances that do not meet the criteria established for the other categories. These are maintained as working capital to keep the fund revolving. These funds provide goods and services to other Federal Government accounts or to the public.

## **OTHER PROGRAMS**

The final 2.6% of the total unexpended balances are classified as other programs because they do not fit either of the other categories or represent a category on their own. This category, which is estimated at \$26 billion in unobligated balances in Federal funds, includes:

- o \$5.2 billion for research and development programs;
- o \$5.2 billion for programs with forward or advance funding;
- o \$1.1 billion for subsidized housing programs, and
- o \$14.5 billion for other miscellaneous programs, including -
  - ▶ \$2 billion for HHS contingency funds;
  - ▶ \$1.1 billion for Labor, special benefits;
  - ▶ \$2.1 billion for FCC Spectrum auction program account.

For more detail on the \$14.5 billion classified as “other miscellaneous programs” see Table 5, Federal Fund Unobligated Balances, by Agency and Program which begins on page 14.

Research and Development Programs -- To a large extent, this category includes balances associated with programs authorized to develop, design, test, and evaluate new or improved weapons systems and related equipment. It also includes balances attributable to research and development programs concerned with the following: spaceflight; domestic energy sources; and physical, biomedical, and environmental sciences.

Multi-year appropriations of budget authority are frequently provided, and balances occur in these programs, because in some cases it is difficult to precisely determine the time or resources required to meet program objectives.

Forward Funded, Advance Appropriations, and Advance Funded Programs -- Forward funding is budget authority that is made available for obligation beginning in the last quarter of the fiscal year for the financing of on-going grant programs during the next fiscal year. The budget authority for such programs is included in the budget totals for the year in which it is appropriated. This type of funding is often used for education, training, and employment programs so that obligation grants can be made prior to the beginning of the next school year.

Advance funding is budget authority that is to be charged to the appropriation in the succeeding year but which authorizes obligations to be incurred in the last quarter of the fiscal year if necessary to meet higher than anticipated benefit payments in excess of the specific amount appropriated for the year. When such budget authority is used, an adjustment is made to increase the budget authority for the fiscal year in which it is used and to reduce the budget authority of the succeeding fiscal year. Essentially, this is a device to avoid supplemental requests late in the fiscal year; advance funding is used for some benefits programs.

The Appendix to the Budget of the United States Government contains more information on advance appropriations, advance funding, and forward funded programs.

Subsidized Housing Programs -- Budget authority for large portions of the subsidized housing programs of the Department of Housing and Urban Development is equal to the Government's estimated obligation to pay subsidies under contracts. These contracts may extend for periods of up to 40 years. A large portion of the unobligated balances reflect budgetary resources for subsidized housing commitments that are not yet legal obligations. As contracts are signed, the amounts are obligated and become part of the obligated balances. These balances are earmarked to subsidize capital advances for housing for the elderly and disabled; for the development or acquisition costs of public and Indian housing; to assist with rental payments for low income families; and to assist with the removal of lead and lead-based paint.

---

# **FEDERAL AND TRUST FUNDS**

---

TABLE 1

## SUMMARY OF UNEXPENDED BALANCES

(In millions of dollars)

Description	Balances, end of year		
	1999 actual	2000 estimate	2001 estimate
Federal funds:			
Obligated balances.....	531,874	555,786	575,430
Unobligated balances.....	251,948	223,049	233,511
Total Federal fund unexpended balances.....	<u>783,822</u>	<u>778,835</u>	<u>808,941</u>
Trust funds:			
Obligated balances.....	115,216	119,076	123,387
Unobligated balances.....	49,346	52,154	56,822
Total trust fund unexpended balances.....	<u>164,562</u>	<u>171,230</u>	<u>180,209</u>
Total Federal and trust funds:			
Obligated balances.....	647,090	674,862	698,817
Unobligated balances.....	301,294	275,203	290,333
Total unexpended balances.....	<u>948,384</u>	<u>950,065</u>	<u>989,150</u>

TABLE 2

## TOTAL UNEXPENDED BALANCES, BY AGENCY

(In millions of dollars)

Department or other unit	Start 1999		End 1999/ Start 2000		End 2000/ Start 2001		End 2001	
	obli- gated	unobli- gated	obli- gated	unobli- gated	obli- gated	unobli- gated	obli- gated	unobli- gated
Legislative Branch	1,017	1,457	760	1,807	751	1,409	794	1,429
Judicial Branch	464	700	511	665	339	550	373	542
Department of Agriculture	16,297	15,048	15,141	5,685	15,003	5,236	13,598	6,641
Department of Commerce	3,753	459	3,673	765	4,911	68	4,986	48
Department of Defense--Military	180,906	26,499	147,010	32,362	157,974	28,570	166,357	29,186
Department of Education	28,882	3,697	28,268	5,210	26,437	3,053	31,436	3,330
Department of Energy	8,085	2,362	7,636	3,010	8,809	1,957	9,819	1,530
Department of Health and Human Services	51,901	11,478	56,230	7,592	63,753	3,902	69,700	3,372
Department of Housing and Urban Development	112,867	39,257	106,999	36,610	102,660	25,324	99,602	29,686
Department of the Interior	3,666	3,280	3,280	3,407	3,706	2,456	4,229	2,509
Department of Justice	12,640	3,334	14,341	2,577	16,842	1,038	15,665	1,059
Department of Labor	7,292	11,528	9,177	12,276	6,433	12,756	5,665	14,635
Department of State	2,352	628	3,087	2,256	3,801	1,535	3,686	979
Department of Transportation	49,098	20,907	52,497	24,987	58,141	26,402	64,428	29,358
Department of the Treasury	18,730	27,086	18,481	28,966	19,218	29,219	19,910	30,235
Department of Veterans Affairs	7,567	2,582	7,055	3,096	8,421	2,065	8,426	1,650
Corps of Engineers	1,839	2,804	632	1,957	328	1,911	510	1,879
Other Defense Civil Programs	2,744	133	2,831	139	2,936	139	3,039	139
Environmental Protection Agency	11,502	1,918	11,418	2,084	13,742	---	13,461	---
Executive Office of the President	54	20	52	16	69	7	67	7
Federal Emergency Management Agency	7,457	2,438	7,337	1,209	6,056	2,485	4,535	5,094
General Services Administration	5,419	4,172	469	3,545	914	2,596	1,445	2,412
International Assistance Programs	52,285	39,969	65,189	42,664	66,898	41,497	66,315	41,446
National Aeronautics and Space Administration	5,686	786	5,254	748	5,539	621	5,873	646
National Science Foundation	3,825	86	4,218	110	4,687	14	5,355	14
Office of Personnel Management	6,726	24,258	5,943	24,616	6,226	25,738	6,520	26,875
Small Business Administration	989	689	995	420	1,083	106	1,100	106
Social Security Administration	37,921	155	38,810	62	40,212	17	41,742	-256
Other Independent Agencies	26,648	52,078	29,796	52,453	28,973	54,532	30,181	55,782
TOTAL.....	668,612	299,808	647,090	301,294	674,862	275,203	698,817	290,333
MEMORANDUM								
Federal funds.....	552,989	253,312	531,874	251,948	555,786	223,049	575,430	233,511
Trust funds.....	115,623	46,496	115,216	49,346	119,076	52,154	123,387	56,822



---

# **FEDERAL FUNDS**

---

TABLE 3

## FEDERAL FUND OBLIGATED BALANCES, BY AGENCY

(In millions of dollars)

Department or other unit	Balances, end of year		
	1999 actual	2000 estimate	2001 estimate
Legislative Branch	754	747	794
Judicial Branch	511	339	373
Department of Agriculture	15,100	14,923	13,573
Department of Commerce	3,673	4,911	4,986
Department of Defense--Military	146,417	157,458	165,878
Department of Education	28,268	26,437	31,436
Department of Energy	7,631	8,804	9,814
Department of Health and Human Services	55,513	62,877	69,136
Department of Housing and Urban Development	106,999	102,660	99,602
Department of the Interior	2,958	3,378	3,906
Department of Justice	14,323	16,829	15,647
Department of Labor	8,401	5,684	4,882
Department of State	3,075	3,790	3,675
Department of Transportation	8,782	11,437	15,052
Department of the Treasury	18,241	18,978	19,670
Department of Veterans Affairs	5,408	6,716	6,677
Corps of Engineers	511	236	468
Other Defense Civil Programs	23	24	24
Environmental Protection Agency	9,034	10,911	10,494
Executive Office of the President	52	69	67
Federal Emergency Management Agency	7,337	6,056	4,535
General Services Administration	469	914	1,445
International Assistance Programs	47,927	51,123	50,569
National Aeronautics and Space Administration	5,254	5,539	5,873
National Science Foundation	4,205	4,674	5,342
Office of Personnel Management	436	455	480
Small Business Administration	995	1,083	1,100
Social Security Administration	586	586	583
Other Independent Agencies	28,991	28,148	29,349
TOTAL.....	531,874	555,786	575,430

TABLE 4

## FEDERAL FUND UNOBLIGATED BALANCES, BY AGENCY

(In millions of dollars)

Department or other unit	Balances, end of year		
	1999 actual	2000 estimate	2001 estimate
Legislative Branch	1,717	1,311	1,318
Judicial Branch	219	58	4
Department of Agriculture	5,244	4,838	6,489
Department of Commerce	764	67	47
Department of Defense--Military	32,201	28,426	29,114
Department of Education	5,210	3,053	3,330
Department of Energy	3,010	1,957	1,530
Department of Health and Human Services	7,544	3,855	3,325
Department of Housing and Urban Development	36,610	25,324	29,686
Department of the Interior	2,901	2,325	2,385
Department of Justice	2,478	944	961
Department of Labor	12,220	12,695	14,569
Department of State	2,160	1,442	885
Department of Transportation	3,886	2,676	1,635
Department of the Treasury	28,901	29,150	30,160
Department of Veterans Affairs	2,945	1,929	1,530
Corps of Engineers	1,836	1,760	1,678
Other Defense Civil Programs	10	10	10
Environmental Protection Agency	1,561	---	---
Executive Office of the President	16	7	7
Federal Emergency Management Agency	1,207	2,483	5,092
General Services Administration	3,545	2,596	2,412
International Assistance Programs	42,659	41,494	41,443
National Aeronautics and Space Administration	748	621	646
National Science Foundation	96	---	---
Office of Personnel Management	28	20	20
Small Business Administration	420	106	106
Social Security Administration	62	17	15
Other Independent Agencies	51,750	53,885	55,114
TOTAL.....	251,948	223,049	233,511

TABLE 5

## FEDERAL FUND UNOBLIGATED BALANCES, BY AGENCY and PROGRAM

(In millions of dollars)

Program	Balances, end of year		
	1999 actual	2000 estimate	2001 estimate
AGENCY: <u>Legislative Branch</u>			
CAPITAL			
PROCUREMENT AND CONSTRUCTION PROGRAMS			
Capitol buildings, salaries and expenses	16	8	9
Capitol grounds	16	7	1
Senate office buildings	12	15	22
House office buildings	19	8	5
Capitol power plant	7	3	3
Library buildings and grounds, structural and mechanical care	7	5	6
Judiciary office building development and operations fund	474	474	474
PROCUREMENT AND CONSTRUCTION PROGRAMS Subtotal.....	551	520	520
OTHER REVOLVING FUNDS			
Senate revolving funds	4	4	4
House revolving funds	8	7	7
Cooperative acquisitions program revolving fund	2	2	2
Government Printing Office revolving fund	54	42	37
OTHER REVOLVING FUNDS Subtotal.....	68	55	50
TOTAL, CAPITAL.....	619	575	570
OTHER PROGRAMS			
OTHER MISCELLANEOUS PROGRAMS			
House of Representatives:Salaries and expenses	99	99	97
Security enhancements	93	28	9
General expenses, Capitol police	5	4	3
Capitol visitor center	100	85	---
Botanic Garden:Salaries and expenses	4	4	1

TABLE 5

## FEDERAL FUND UNOBLIGATED BALANCES, BY AGENCY and PROGRAM

(In millions of dollars)

Program	Balances, end of year		
	1999 actual	2000 estimate	2001 estimate
Library of Congress:Salaries and expenses	10	11	12
Copyright Office: Salaries and expenses	2	2	2
Furniture and furnishings	2	1	---
Payments to copyright owners	772	497	620
General Accounting Office:Salaries and expenses	2	1	1
Census monitoring board	3	1	---
United States Commission on International Religious Freedom	3	---	---
Other Legislative Branch Boards and Commissions	3	3	3
OTHER MISCELLANEOUS PROGRAMS Subtotal.....	1,098	736	748
TOTAL, OTHER PROGRAMS.....	1,098	736	748
** AGENCY TOTAL, ALL PROGRAMS **	1,717	1,311	1,318
AGENCY: <u>Judicial Branch</u>			
CAPITAL			
PROCUREMENT AND CONSTRUCTION PROGRAMS			
Care of the building and grounds	2	3	4
Judiciary information technology fund	70	20	---
PROCUREMENT AND CONSTRUCTION PROGRAMS Subtotal.....	72	23	4
TOTAL, CAPITAL.....	72	23	4
OTHER PROGRAMS			
OTHER MISCELLANEOUS PROGRAMS			
Supreme Court of the United States:Salaries and expenses	1	---	---
Courts of Appeals, District Courts, and other Judicial Services:	16	---	---
Defender services	36	4	---
Fees of jurors and commissioners	9	---	---
Court security	8	---	---
Judiciary filing fees	76	31	---
United States Sentencing Commission:Salaries and expenses	1	---	---

TABLE 5

## FEDERAL FUND UNOBLIGATED BALANCES, BY AGENCY and PROGRAM

(In millions of dollars)

Program	Balances, end of year		
	1999 actual	2000 estimate	2001 estimate
OTHER MISCELLANEOUS PROGRAMS Subtotal.....	147	35	---
TOTAL, OTHER PROGRAMS.....	147	35	---
** AGENCY TOTAL, ALL PROGRAMS **	219	58	4
AGENCY: <u>Department of Agriculture</u>			
CRITICAL RESERVES			
CREDIT LIQUIDATING PROGRAMS			
Commodity credit corporation guaranteed loans liquidating accoun	59	---	---
Rural telephone bank liquidating account	508	609	760
Rural economic development loans liquidating account	1	---	---
Rural development loan fund liquidating account	1	---	---
Expenses, Public Law 480, foreign assistance programs, Agricultu	75	---	---
CREDIT LIQUIDATING PROGRAMS Subtotal.....	644	609	760
INSURANCE AND OTHER PROGRAMS			
Federal crop insurance corporation fund	1,124	600	669
Special supplemental nutrition program for women, infants, and c	2	---	---
INSURANCE AND OTHER PROGRAMS Subtotal.....	1,126	600	669
TOTAL, CRITICAL RESERVES.....	1,770	1,209	1,429
CAPITAL			
PROCUREMENT AND CONSTRUCTION PROGRAMS			
Buildings and facilities	86	73	53
Buildings and facilities	5	5	3
Resource conservation and development	1	1	1
Infrastructure	119	111	100
Management of national forest lands for subsistence uses	3	---	---
Range betterment fund	1	1	1
Land acquisition accounts	150	90	41

TABLE 5

## FEDERAL FUND UNOBLIGATED BALANCES, BY AGENCY and PROGRAM

(In millions of dollars)

Program	Balances, end of year		
	1999 actual	2000 estimate	2001 estimate
PROCUREMENT AND CONSTRUCTION PROGRAMS Subtotal.....	365	281	199
OTHER REVOLVING FUNDS			
Working capital fund	23	23	23
Inspection and weighing services	6	6	6
Commodity credit corporation fund	559	619	2,216
Alternative agricultural research and commercialization corporat	1	---	---
Working capital fund	115	98	85
OTHER REVOLVING FUNDS Subtotal.....	704	746	2,330
TOTAL, CAPITAL.....	1,069	1,027	2,529
OTHER PROGRAMS			
SUBSIDIZED HOUSING PROGRAMS			
Rural housing assistance grants	4	1	---
Mutual and self-help housing grants	1	---	---
Rural housing insurance fund program account	1	---	---
SUBSIDIZED HOUSING PROGRAMS Subtotal.....	6	1	---
RESEARCH AND DEVELOPMENT PROGRAMS			
Agricultural Research Service	1	---	---
Research and education activities	66	15	15
Buildings and facilities	3	---	---
Scientific activities overseas (foreign currency program)	1	1	1
Forest and rangeland research	13	15	17
RESEARCH AND DEVELOPMENT PROGRAMS Subtotal.....	84	31	33
OTHER MISCELLANEOUS PROGRAMS			
Office of the Secretary	2	2	5
Office of the chief information officer	7	7	7
Agriculture buildings and facilities and rental payments	7	---	---
Hazardous materials management	1	1	1
Extension activities	2	---	---

TABLE 5

## FEDERAL FUND UNOBLIGATED BALANCES, BY AGENCY and PROGRAM

(In millions of dollars)

Program	Balances, end of year		
	1999 actual	2000 estimate	2001 estimate
Animal and Plant Health Inspection Service:Salaries and expenses	35	31	16
Food Safety and Inspection Service:Salaries and expenses	2	---	---
Marketing services	40	40	40
Perishable Agricultural Commodities Act fund	6	4	2
Funds for strengthening markets, income, and supply (section 32)	113	300	300
Agricultural credit insurance fund program account	14	14	14
Commodity Credit Corporation export loans program account	330	999	999
Agricultural conservation program	40	40	40
Emergency conservation program	73	32	---
Conservation reserve program	1	---	---
Conservation operations	15	---	---
Watershed and flood prevention operations	74	---	---
Wetlands reserve program	3	---	---
Great plains conservation program	3	3	3
Colorado river basin salinity control program	1	1	1
Water bank program	1	1	1
Wildlife habitat incentive program	2	---	---
Forestry incentives program	5	---	---
Rural clean water program	5	5	5
Rural community advancement program	5	---	---
Distance learning and telemedicine program	1	---	---
Rural empowerment zones/enterprise community grants	15	---	---
National sheep industry improvement center	20	10	10
Rural economic development grants	7	4	2
Public law 480 title I ocean freight differential grants	93	---	---
P.L. 480 Title I Food for Progress Credits, program account	4	---	---
P.L. 480 program account	603	---	---
P.L. 480 Grants - Titles II and III	128	---	---
Foreign agricultural service and general sales manager	24	24	24
Food donations programs	1	---	---
Food stamp program	74	166	210
Commodity assistance program	8	---	---
Child nutrition programs	56	419	3
State, private and international forestry	27	24	10
National forest system	86	51	12
Southeast Alaska economic disaster assistance fund	---	12	5
Wildland fire management	113	117	255
Healthy investments in rural environments	---	---	430
Road and trail fund	---	---	6



TABLE 5

## FEDERAL FUND UNOBLIGATED BALANCES, BY AGENCY and PROGRAM

(In millions of dollars)

Program	Balances, end of year		
	1999 actual	2000 estimate	2001 estimate
Forest Service permanent appropriations	268	263	97
OTHER MISCELLANEOUS PROGRAMS Subtotal.....	2,315	2,570	2,498
TOTAL, OTHER PROGRAMS.....	2,405	2,602	2,531
** AGENCY TOTAL, ALL PROGRAMS **	5,244	4,838	6,489
AGENCY: <u>Department of Commerce</u>			
CRITICAL RESERVES			
CREDIT LIQUIDATING PROGRAMS			
Economic development revolving fund liquidating account	6	---	---
Federal ship financing fund, fishing vessels liquidating account	8	---	---
CREDIT LIQUIDATING PROGRAMS Subtotal.....	14	---	---
TOTAL, CRITICAL RESERVES.....	14	---	---
CAPITAL			
PROCUREMENT AND CONSTRUCTION PROGRAMS			
Procurement, acquisition and construction	42	---	---
Construction of research facilities	120	---	---
Technology Opportunity Grants	1	---	---
PROCUREMENT AND CONSTRUCTION PROGRAMS Subtotal.....	163	---	---
OTHER REVOLVING FUNDS			
Working capital fund	3	3	3
Census working capital fund	9	---	---
Economics and statistics administration revolving fund	2	2	2
Coastal zone management fund	1	---	---
Damage assessment and restoration revolving fund	16	---	---
NTIS revolving fund	5	---	---
Working capital fund	41	41	41
OTHER REVOLVING FUNDS Subtotal.....	77	46	46

TABLE 5

## FEDERAL FUND UNOBLIGATED BALANCES, BY AGENCY and PROGRAM

(In millions of dollars)

Program	Balances, end of year		
	1999 actual	2000 estimate	2001 estimate
TOTAL, CAPITAL.....	240	46	46
OTHER PROGRAMS			
RESEARCH AND DEVELOPMENT PROGRAMS			
Operations, research, and facilities	98	---	---
Promote and develop fishery products and research pertaining to	2	---	---
Scientific and technical research and services	7	---	---
RESEARCH AND DEVELOPMENT PROGRAMS Subtotal.....	107	---	---
OTHER MISCELLANEOUS PROGRAMS			
Departmental Management:Salaries and expenses	5	---	---
Emergency oil and gas guaranteed loan program account	125	---	---
Emergency steel guaranteed loan program account	145	---	---
Franchise fund	1	1	1
Economic Development Administration:Salaries and expenses	2	---	---
Economic development assistance programs	18	---	---
Periodic censuses and programs	2	---	---
Economic and Statistical Analysis:Salaries and expenses	2	---	---
Operations and administration	12	---	---
Operations and administration	11	---	---
Minority business development	3	---	---
Fishermen's contingency fund	1	---	---
Patent and Trademark Office:Salaries and expenses	3	---	---
Industrial technology services	69	20	---
National Telecommunications and Information Administration:Salary	3	---	---
Public telecommunications facilities, planning and construction	1	---	---
OTHER MISCELLANEOUS PROGRAMS Subtotal.....	403	21	1
TOTAL, OTHER PROGRAMS.....	510	21	1
** AGENCY TOTAL, ALL PROGRAMS **	764	67	47

AGENCY: Department of Defense--Military

CRITICAL RESERVES

TABLE 5

## FEDERAL FUND UNOBLIGATED BALANCES, BY AGENCY and PROGRAM

(In millions of dollars)

Program	Balances, end of year		
	1999 actual	2000 estimate	2001 estimate
INSURANCE AND OTHER PROGRAMS			
Disaster relief	2	2	2
Former Soviet Union threat reduction account	569	648	508
Reserve mobilization income insurance fund	17	17	17
INSURANCE AND OTHER PROGRAMS Subtotal.....	588	667	527
TOTAL, CRITICAL RESERVES.....	588	667	527
CAPITAL			
PROCUREMENT AND CONSTRUCTION PROGRAMS			
Operation and maintenance, Navy Reserve	9	---	---
Procurement, Defense-wide	529	510	575
National guard and reserve equipment	210	80	18
Defense production act purchases	15	16	15
Coastal defense augmentation	1	1	1
Chemical agents and munitions destruction, Army	63	104	79
Procurement, Marine Corps	171	289	315
Aircraft procurement, Navy	1,035	1,412	1,150
Weapons procurement, Navy	274	296	287
Procurement of ammunition, Navy and Marine Corps	69	93	79
Shipbuilding and conversion, Navy	6,439	6,299	7,637
Other procurement, Navy	582	649	569
Aircraft procurement, Army	169	245	247
Missile procurement, Army	127	206	177
Procurement of weapons and tracked combat vehicles, Army	356	414	464
Procurement of ammunition, Army	320	318	278
Other procurement, Army	385	520	539
Aircraft procurement, Air Force	1,578	1,964	2,227
Procurement of ammunition, Air Force	79	120	140
Missile procurement, Air Force	621	595	769
Other procurement, Air Force	733	840	865
Base realignment and closure account	361	426	677
Military construction transfer fund	181	---	---

TABLE 5

## FEDERAL FUND UNOBLIGATED BALANCES, BY AGENCY and PROGRAM

(In millions of dollars)

Program	Balances, end of year		
	1999 actual	2000 estimate	2001 estimate
Military construction, Defense-wide	391	497	572
Foreign currency fluctuations, construction	171	171	171
North Atlantic Treaty Organization Security Investment Program	105	105	105
Military construction, Navy	148	387	421
Military construction, Naval Reserve	11	12	9
Military construction, Army	693	737	784
Military construction, Army National Guard	101	152	106
Military construction, Army Reserve	41	42	39
Military construction, Air Force	139	327	294
Military construction, Air Force Reserve	8	28	16
Military construction, Air National Guard	87	209	141
Family housing, Army	111	69	61
Family housing, Navy and Marine Corps	483	402	293
Family housing, Air Force	184	258	190
Family housing, Defense-wide	1	---	---
Army conventional ammunition working capital fund	59	10	10
National defense stockpile transaction fund	162	217	233
PROCUREMENT AND CONSTRUCTION PROGRAMS Subtotal.....	17,202	19,020	20,553
OTHER REVOLVING FUNDS			
Homeowners assistance fund, Defense	29	9	9
National defense sealift fund	500	622	628
Working capital fund, Army	1,277	---	---
Working capital fund, Navy	2,462	2,390	2,312
Working capital fund, Air Force	364	345	288
Working capital fund, Defense Commissary Agency	-141	53	141
Working capital fund, Defense wide	2,079	231	-403
Buildings maintenance fund	12	10	6
Pentagon reservation maintenance revolving fund	16	21	13
OTHER REVOLVING FUNDS Subtotal.....	6,598	3,681	2,994
TOTAL, CAPITAL.....	23,800	22,701	23,547
OTHER PROGRAMS			
FORWARD FUNDED, ADVANCE APPROPRIATIONS, AND ADVANCE FUNDED PROGRAMS			
Depot level maintenance and repair transfer fund	455	---	---

TABLE 5

## FEDERAL FUND UNOBLIGATED BALANCES, BY AGENCY and PROGRAM

(In millions of dollars)

Program	Balances, end of year		
	1999 actual	2000 estimate	2001 estimate
FORWARD FUNDED, ADVANCE APPNS, AND ADV FUNDED PROGRAMS Subtotal..	455	---	---
RESEARCH AND DEVELOPMENT PROGRAMS			
Research, development, test, and evaluation, Defense-wide	1,465	1,479	1,613
Developmental test and evaluation, Defense	23	26	---
Operational test and evaluation, Defense	7	3	20
Research, development, test, and evaluation, Navy	758	597	520
Research, development, test, and evaluation, Army	814	325	329
Research, development, test, and evaluation, Air Force	1,428	1,634	1,574
RESEARCH AND DEVELOPMENT PROGRAMS Subtotal.....	4,495	4,064	4,056
OTHER MISCELLANEOUS PROGRAMS			
Operation and maintenance, Defense-wide	22	---	---
Overseas contingency operations transfer account	544	---	---
Defense health program	108	127	136
Military Training, Equipment and Associated Support Transfer Fun	57	---	---
Spares, Repairs, and Associated Logistical Support Transfer Fund	779	---	---
Foreign currency fluctuations, Defense	647	647	647
Overseas humanitarian, disaster and civic aid	48	6	7
Emergency response fund	12	12	12
Support for international sporting competitions, Defense	14	3	---
Quality of Life Enhancements, Defense	94	---	---
OPLAN 34A-35 P.O.W. Payments	17	10	5
Defense vessel transfer program account	107	---	---
Operation and maintenance, Marine Corps	18	---	---
Payment to kaho'olawe	21	21	21
Operation and maintenance, Navy	48	---	---
Operation and maintenance, Army	71	---	---
Operation and maintenance, Army National Guard	16	---	---
Operation and maintenance, Army Reserve	9	---	---
Operation and maintenance, Air Force	34	---	---
Operation and maintenance, Air National Guard	1	---	---
Overseas military facility investment recovery	5	5	5
Miscellaneous Special Funds	134	135	135
Department of Defense, Family Housing Improvement Fund	57	28	16
OTHER MISCELLANEOUS PROGRAMS Subtotal.....	2,863	994	984
TOTAL, OTHER PROGRAMS.....	7,813	5,058	5,040

TABLE 5

## FEDERAL FUND UNOBLIGATED BALANCES, BY AGENCY and PROGRAM

(In millions of dollars)

Program	Balances, end of year		
	1999 actual	2000 estimate	2001 estimate
** AGENCY TOTAL, ALL PROGRAMS **	32,201	28,426	29,114
AGENCY: <u>Department of Health and Human Services</u>			
CRITICAL RESERVES			
CREDIT LIQUIDATING PROGRAMS			
Health Resources and Services	50	48	48
Medical facilities guarantee and loan fund	48	40	30
Health maintenance organization loan and loan guarantee fund	11	11	10
CREDIT LIQUIDATING PROGRAMS Subtotal.....	109	99	88
TOTAL, CRITICAL RESERVES.....	109	99	88
CAPITAL			
PROCUREMENT AND CONSTRUCTION PROGRAMS			
National Institutes of Health	161	161	161
PROCUREMENT AND CONSTRUCTION PROGRAMS Subtotal.....	161	161	161
OTHER REVOLVING FUNDS			
Revolving fund for certification and other services	3	3	3
HHS service and supply fund	57	57	57
OTHER REVOLVING FUNDS Subtotal.....	60	60	60
TOTAL, CAPITAL.....	221	221	221
OTHER PROGRAMS			
RESEARCH AND DEVELOPMENT PROGRAMS			
Health care policy and research	2	2	---

TABLE 5

## FEDERAL FUND UNOBLIGATED BALANCES, BY AGENCY and PROGRAM

(In millions of dollars)

Program	Balances, end of year		
	1999 actual	2000 estimate	2001 estimate
RESEARCH AND DEVELOPMENT PROGRAMS Subtotal.....	2	2	---
OTHER MISCELLANEOUS PROGRAMS			
Food and Drug Administration:Salaries and expenses	106	106	108
Vaccine injury compensation	115	64	64
Indian Health Services	115	115	115
Indian health facilities	72	72	72
Disease control, research, and training	43	22	27
Program management	88	67	67
Grants to States for Medicaid	1,117	---	---
Payments to states for child support enforcement and family supp	1,920	---	---
Refugee and entrant assistance	2	2	2
Contingency fund	1,958	1,958	1,958
Children and families services programs	1	---	---
Temporary assistance for needy families	1,561	1,122	600
Children's research and technical assistance	8	4	2
General departmental management	105	---	---
Office of the Inspector General	1	1	1
OTHER MISCELLANEOUS PROGRAMS Subtotal.....	7,212	3,533	3,016
TOTAL, OTHER PROGRAMS.....	7,214	3,535	3,016
** AGENCY TOTAL, ALL PROGRAMS **	7,544	3,855	3,325
AGENCY: <u>Department of the Interior</u>			
CAPITAL			
PROCUREMENT AND CONSTRUCTION PROGRAMS			
Bureau of Land Management:Construction	14	14	14
Land acquisition	40	12	12
Range improvements	2	---	---
Abandoned mine reclamation fund	52	72	92
United States Fish and Wildlife Service:Construction	157	118	84
Land acquisition	74	43	59
Migratory bird conservation account	22	22	20

TABLE 5

## FEDERAL FUND UNOBLIGATED BALANCES, BY AGENCY and PROGRAM

(In millions of dollars)

Program	Balances, end of year		
	1999 actual	2000 estimate	2001 estimate
North American wetlands conservation fund	12	3	4
Construction and major maintenance	460	473	468
Land acquisition and State assistance	148	155	188
Bureau of Indian Affairs:Construction	72	73	88
Everglades watershed protection	33	---	---
Everglades restoration account	4	1	1
Trust Territory of the Pacific Islands	1	---	---
Compact of free association	19	19	19
Natural resource damage assessment fund	80	84	87
PROCUREMENT AND CONSTRUCTION PROGRAMS Subtotal.....	1,190	1,089	1,136
OTHER REVOLVING FUNDS			
Helium fund	36	36	36
Working capital fund	19	23	19
Working capital fund	44	33	32
Special foreign currency program	1	1	1
Interior Franchise Fund	48	34	25
Working capital fund	51	12	13
OTHER REVOLVING FUNDS Subtotal.....	199	139	126
TOTAL, CAPITAL.....	1,389	1,228	1,262
OTHER PROGRAMS			
FORWARD FUNDED, ADVANCE APPROPRIATIONS, AND ADVANCE FUNDED PROGRAMS			
Operation of Indian programs	345	348	349
FORWARD FUNDED, ADVANCE APPNS, AND ADV FUNDED PROGRAMS Subtotal..	345	348	349
RESEARCH AND DEVELOPMENT PROGRAMS			
Surveys, investigations and research	21	13	13
RESEARCH AND DEVELOPMENT PROGRAMS Subtotal.....	21	13	13
OTHER MISCELLANEOUS PROGRAMS			
Management of lands and resources	32	6	---



TABLE 5

## FEDERAL FUND UNOBLIGATED BALANCES, BY AGENCY and PROGRAM

(In millions of dollars)

Program	Balances, end of year		
	1999 actual	2000 estimate	2001 estimate
Oregon and California grant lands	3	---	---
Central hazardous materials fund	9	9	9
Wildland fire management	55	118	100
Service charges, deposits, and forfeitures	9	7	3
Miscellaneous permanent payment accounts	2	2	2
Permanent operating funds	39	41	42
Royalty and Offshore minerals	3	3	3
Regulation and technology	1	3	5
Water and Related Resources	85	---	---
Bureau of reclamation loan program account	5	---	---
California Bay-Delta restoration	48	---	---
Lower Colorado River Basin development fund	118	5	5
Upper Colorado River Basin fund	112	10	10
Working capital fund	30	20	17
Colorado River dam fund, Boulder Canyon project	8	1	1
Central Utah Project Completion Account	4	---	---
Utah reclamation mitigation and conservation account	3	3	3
Resource management	48	49	49
Multinational species conservation fund	2	2	2
Non-game wildlife state grants	---	---	50
Federal aid in wildlife restoration	41	41	41
National wildlife refuge fund	6	6	6
Cooperative endangered species conservation fund	6	7	10
Wildlife conservation and appreciation fund	1	1	1
Recreational fee demonstration program	3	3	3
Miscellaneous permanent appropriations	3	3	3
Operation of the national park system	10	---	---
National recreation and preservation	1	---	---
Historic preservation fund	24	24	24
Other permanent appropriations	67	67	67
Recreation fee permanent appropriations	187	187	187
Indian land and water claim settlements and miscellaneous paymen	8	---	---
Operation and maintenance of quarters	3	2	2
Miscellaneous permanent appropriations	69	69	69
Departmental Management:Salaries and expenses	6	6	6
Management of Federal lands for subsistence uses	7	---	---
Assistance to territories	9	6	6
Office of the Solicitor	1	---	---
Office of the Special Trustee for American Indians	21	---	---

TABLE 5

## FEDERAL FUND UNOBLIGATED BALANCES, BY AGENCY and PROGRAM

(In millions of dollars)

Program	Balances, end of year		
	1999 actual	2000 estimate	2001 estimate
Indian land consolidation pilot	3	---	---
Tribal special fund	---	30	30
Miscellaneous permanent appropriations	47	---	---
National Indian Gaming Commission:Salaries and expenses	2	---	---
National Indian Gaming Commission, gaming activity fees	5	5	5
OTHER MISCELLANEOUS PROGRAMS Subtotal.....	1,146	736	761
TOTAL, OTHER PROGRAMS.....	1,512	1,097	1,123
** AGENCY TOTAL, ALL PROGRAMS **	2,901	2,325	2,385
AGENCY: <u>Department of Justice</u>			
CAPITAL			
PROCUREMENT AND CONSTRUCTION PROGRAMS			
Federal Bureau of Investigation:Salaries and expenses	89	1	1
Federal Bureau of Investigation:Construction	25	---	---
Drug Enforcement Administration:Construction	13	13	13
Immigration and Naturalization Service:Construction	18	---	---
Buildings and facilities	473	431	507
PROCUREMENT AND CONSTRUCTION PROGRAMS Subtotal.....	618	445	521
OTHER REVOLVING FUNDS			
Working capital fund	116	61	41
Federal Prison Industries, Incorporated	50	47	18
OTHER REVOLVING FUNDS Subtotal.....	166	108	59
TOTAL, CAPITAL.....	784	553	580
OTHER PROGRAMS			
OTHER MISCELLANEOUS PROGRAMS			
General Administration:Salaries and expenses	13	8	6

TABLE 5

## FEDERAL FUND UNOBLIGATED BALANCES, BY AGENCY and PROGRAM

(In millions of dollars)

Program	Balances, end of year		
	1999 actual	2000 estimate	2001 estimate
Counterterrorism fund	23	24	24
Telecommunications carrier compliance fund	43	---	---
Office of Inspector General	1	1	2
Administrative review and appeals	5	4	3
Salaries and expenses, General Legal Activities	21	---	---
Fees and expenses of witnesses	31	---	---
Salaries and expenses, Antitrust Division	22	21	21
Salaries and expenses, United States Attorneys	27	4	4
Salaries and expenses, United States Marshals Service	3	---	---
Federal prisoner detention	22	---	---
Justice prisoner and alien transportation system, U.S. Marshals	15	21	27
Assets forfeiture fund	354	152	152
United States trustee system fund	10	1	1
Interagency crime and drug enforcement	9	9	9
Drug Enforcement Administration:Salaries and expenses	15	33	33
Diversion control fee account	7	7	7
Immigration and Naturalization Service:Salaries and expenses	54	---	---
Immigration emergency fund	1	---	---
Immigration support	93	103	91
Federal Prison System:Salaries and expenses	97	---	---
Weed and seed program fund	4	---	---
Justice assistance	163	---	---
Public safety officers' benefits	8	3	1
State and local law enforcement assistance	35	---	---
Juvenile justice programs	63	---	---
Crime victims fund	35	---	---
Violent crime reduction programs, State and local law enforcemen	202	---	---
Community oriented policing services	318	---	---
OTHER MISCELLANEOUS PROGRAMS Subtotal.....	1,694	391	381
TOTAL, OTHER PROGRAMS.....	1,694	391	381
** AGENCY TOTAL, ALL PROGRAMS **	2,478	944	961

AGENCY: Department of Labor

CRITICAL RESERVES

INSURANCE AND OTHER PROGRAMS

TABLE 5

## FEDERAL FUND UNOBLIGATED BALANCES, BY AGENCY and PROGRAM

(In millions of dollars)

Program	Balances, end of year		
	1999 actual	2000 estimate	2001 estimate
Pension benefit guaranty corporation fund	9,215	10,430	11,933
INSURANCE AND OTHER PROGRAMS Subtotal.....	9,215	10,430	11,933
TOTAL, CRITICAL RESERVES.....	9,215	10,430	11,933
CAPITAL			
OTHER REVOLVING FUNDS			
Working capital fund	13	7	2
OTHER REVOLVING FUNDS Subtotal.....	13	7	2
TOTAL, CAPITAL.....	13	7	2
OTHER PROGRAMS			
FORWARD FUNDED, ADVANCE APPROPRIATIONS, AND ADVANCE FUNDED PROGRAMS			
Training and employment services	1,486	967	1,405
State unemployment insurance and employment service operations	94	107	121
FORWARD FUNDED, ADVANCE APPNS, AND ADV FUNDED PROGRAMS Subtotal..	1,580	1,074	1,526
OTHER MISCELLANEOUS PROGRAMS			
Welfare to work jobs	187	---	---
Payments to the unemployment trust fund	5	5	5
Employment Standards Administration:Salaries and expenses	3	3	3
Employment Standards Administration:Special benefits	1,130	1,096	1,021
Panama Canal Commission compensation fund	79	80	79
Mine Safety and Health Administration:Salaries and expenses	1	---	---
Bureau of Labor Statistics:Salaries and expenses	5	---	---
Departmental Management:Salaries and expenses	2	---	---
OTHER MISCELLANEOUS PROGRAMS Subtotal.....	1,412	1,184	1,108
TOTAL, OTHER PROGRAMS.....	2,992	2,258	2,634
** AGENCY TOTAL, ALL PROGRAMS **	12,220	12,695	14,569

TABLE 5

## FEDERAL FUND UNOBLIGATED BALANCES, BY AGENCY and PROGRAM

(In millions of dollars)

Program	Balances, end of year		
	1999 actual	2000 estimate	2001 estimate
AGENCY: <u>Department of State</u>			
CRITICAL RESERVES			
INSURANCE AND OTHER PROGRAMS			
Fishermen's guaranty fund	3	3	3
INSURANCE AND OTHER PROGRAMS Subtotal.....	3	3	3
TOTAL, CRITICAL RESERVES.....	3	3	3
CAPITAL			
PROCUREMENT AND CONSTRUCTION PROGRAMS			
Embassy security, construction, and maintenance	581	202	329
Security and maintenance of United States missions (special fore	1	---	---
Construction, IBWC	8	8	8
PROCUREMENT AND CONSTRUCTION PROGRAMS Subtotal.....	590	210	337
OTHER REVOLVING FUNDS			
Working capital fund	79	76	76
OTHER REVOLVING FUNDS Subtotal.....	79	76	76
TOTAL, CAPITAL.....	669	286	413
OTHER PROGRAMS			
OTHER MISCELLANEOUS PROGRAMS			
Diplomatic and consular programs	517	177	125
Capital investment fund	49	---	---
International information programs	8	---	---
USIA buying power maintenance	8	---	---

TABLE 5

## FEDERAL FUND UNOBLIGATED BALANCES, BY AGENCY and PROGRAM

(In millions of dollars)

Program	Balances, end of year		
	1999 actual	2000 estimate	2001 estimate
Technology fund	5	---	---
Protection of foreign missions and officials	1	1	1
Emergencies in the diplomatic and consular service	8	6	6
Buying power maintenance	8	12	12
International conferences and contingencies	2	2	2
Arrearage payments	475	826	244
United States emergency refugee and migration assistance fund	185	98	48
Educational and cultural exchange programs	29	---	---
International narcotics control and law enforcement	22	29	29
Migration and refugee assistance	168	---	---
Fishermen's protective fund	1	1	1
International Center, Washington, D.C.	1	1	1
International litigation fund	1	---	---
OTHER MISCELLANEOUS PROGRAMS Subtotal.....	1,488	1,153	469
TOTAL, OTHER PROGRAMS.....	1,488	1,153	469
** AGENCY TOTAL, ALL PROGRAMS **	2,160	1,442	885
AGENCY: <u>Department of the Treasury</u>			
CRITICAL RESERVES			
INTERNATIONAL MONETARY PROGRAMS			
Exchange stabilization fund	25,992	27,446	28,973
INTERNATIONAL MONETARY PROGRAMS Subtotal.....	25,992	27,446	28,973
INSURANCE AND OTHER PROGRAMS			
Energy security reserve	304	304	---
Federal Reserve Bank reimbursement fund	51	51	51
Check forgery insurance fund	4	---	---
INSURANCE AND OTHER PROGRAMS Subtotal.....	359	355	51
TOTAL, CRITICAL RESERVES.....	26,351	27,801	29,024
CAPITAL			

TABLE 5

## FEDERAL FUND UNOBLIGATED BALANCES, BY AGENCY and PROGRAM

(In millions of dollars)

Program	Balances, end of year		
	1999 actual	2000 estimate	2001 estimate
PROCUREMENT AND CONSTRUCTION PROGRAMS			
Treasury buildings and annex repair and restoration	29	---	---
Acquisitions, construction, improvements, and related expenses	13	4	---
Customs facilities, construction, improvements and related expen	15	7	---
Bureau of Engraving and Printing fund	147	76	15
Information systems	22	21	20
Acquisition, construction, improvements and related expenses	9	10	---
PROCUREMENT AND CONSTRUCTION PROGRAMS Subtotal.....	235	118	35
OTHER REVOLVING FUNDS			
Federal Financing Bank	37	37	37
United States mint public enterprise fund	6	6	6
Federal tax lien revolving fund	3	3	3
Office of Thrift Supervision	142	142	142
OTHER REVOLVING FUNDS Subtotal.....	188	188	188
TOTAL, CAPITAL.....	423	306	223
OTHER PROGRAMS			
FORWARD FUNDED, ADVANCE APPROPRIATIONS, AND ADVANCE FUNDED PROGRAMS			
Information technology investments	480	206	5
FORWARD FUNDED, ADVANCE APPNS, AND ADV FUNDED PROGRAMS Subtotal..	480	206	5
RESEARCH AND DEVELOPMENT PROGRAMS			
Biomass energy development	55	6	10
RESEARCH AND DEVELOPMENT PROGRAMS Subtotal.....	55	6	10
OTHER MISCELLANEOUS PROGRAMS			
Departmental Offices:Salaries and expenses	22	9	9
Department-wide systems and Capital Investments Programs	9	9	9
Counterterrorism Fund	---	---	25

TABLE 5

## FEDERAL FUND UNOBLIGATED BALANCES, BY AGENCY and PROGRAM

(In millions of dollars)

Program	Balances, end of year		
	1999 actual	2000 estimate	2001 estimate
United States community adjustment and investment program	9	---	---
Community development financial institutions fund program accoun	10	---	---
Treasury franchise fund	29	29	29
Presidential election campaign fund	166	9	68
Department of the Treasury forfeiture fund	191	50	50
Violent crime reduction program	85	19	---
Federal Law Enforcement Training Center:Salaries and expenses	13	5	---
Financial Management Service:Salaries and expenses	14	13	33
Bureau of Alcohol, Tobacco and Firearms:Salaries and expenses	11	6	4
United States Customs Service:Salaries and expenses	877	680	669
Operation and maintenance, air and marine interdiction programs	109	1	1
Refunds, transfers, and expenses of operation, Puerto Rico	1	---	---
Customs services at small airports	2	1	1
Administering the public debt	10	---	---
Processing, assistance, and management	13	---	---
United States Secret Service:Salaries and expenses	21	---	---
OTHER MISCELLANEOUS PROGRAMS Subtotal.....	1,592	831	898
TOTAL, OTHER PROGRAMS.....	2,127	1,043	913
** AGENCY TOTAL, ALL PROGRAMS **	28,901	29,150	30,160
AGENCY: <u>Social Security Administration</u>			
FORWARD FUNDED, ADVANCE APPROPRIATIONS, AND ADVANCE FUNDED PROGRAMS			
Supplemental security income program	44	---	---
Special benefits for disabled coal miners	2	2	---
FORWARD FUNDED, ADVANCE APPNS, AND ADV FUNDED PROGRAMS Subtotal..	46	2	---
OTHER MISCELLANEOUS PROGRAMS			
Payments to social security trust funds	16	15	15
OTHER MISCELLANEOUS PROGRAMS Subtotal.....	16	15	15
TOTAL, OTHER PROGRAMS.....	62	17	15
** AGENCY TOTAL, ALL PROGRAMS **	62	17	15
AGENCY: <u>Department of Education</u>			



TABLE 5

## FEDERAL FUND UNOBLIGATED BALANCES, BY AGENCY and PROGRAM

(In millions of dollars)

Program	Balances, end of year		
	1999 actual	2000 estimate	2001 estimate
CRITICAL RESERVES			
CREDIT LIQUIDATING PROGRAMS			
College housing and academic facilities loans liquidating accoun	33	---	---
Federal family education loan liquidating account	209	---	---
CREDIT LIQUIDATING PROGRAMS Subtotal.....	242	---	---
TOTAL, CRITICAL RESERVES.....	242	---	---
OTHER PROGRAMS			
FORWARD FUNDED, ADVANCE APPROPRIATIONS, AND ADVANCE FUNDED PROGRAMS			
Reading excellence	27	---	---
Education Reform	133	64	---
Education for the disadvantaged	16	---	---
School improvement programs	4	---	---
Special education	119	1	1
Vocational and adult education	60	48	119
Student financial assistance	4,554	2,903	3,175
FORWARD FUNDED, ADVANCE APPNS, AND ADV FUNDED PROGRAMS Subtotal..	4,913	3,016	3,295
OTHER MISCELLANEOUS PROGRAMS			
Impact aid	24	19	17
Chicago litigation settlement	2	---	---
Higher education	11	6	6
Howard University	4	---	---
Federal direct student loan program, program account	12	12	12
Program administration	2	---	---
OTHER MISCELLANEOUS PROGRAMS Subtotal.....	55	37	35
TOTAL, OTHER PROGRAMS.....	4,968	3,053	3,330
** AGENCY TOTAL, ALL PROGRAMS **	5,210	3,053	3,330

AGENCY: Department of Energy

TABLE 5

## FEDERAL FUND UNOBLIGATED BALANCES, BY AGENCY and PROGRAM

(In millions of dollars)

Program	Balances, end of year		
	1999 actual	2000 estimate	2001 estimate
CRITICAL RESERVES			
INSURANCE AND OTHER PROGRAMS			
Geothermal resources development fund	1	---	---
Alternative fuels production	3	3	2
INSURANCE AND OTHER PROGRAMS Subtotal.....	4	3	2
TOTAL, CRITICAL RESERVES.....	4	3	2
CAPITAL			
PROCUREMENT AND CONSTRUCTION PROGRAMS			
Defense nuclear waste disposal	85	85	---
Strategic petroleum reserve	19	2	---
Clean coal technology	372	212	3
Non-defense environmental management	3	---	---
Isotope production and distribution program fund	3	3	3
Nuclear waste disposal fund	89	81	81
Departmental administration	31	10	1
PROCUREMENT AND CONSTRUCTION PROGRAMS Subtotal.....	602	393	88
OTHER REVOLVING FUNDS			
Bonneville Power Administration fund	800	800	800
Colorado river basins power marketing fund, Western Area Power A	58	58	58
Working capital fund	7	2	4
OTHER REVOLVING FUNDS Subtotal.....	865	860	862
TOTAL, CAPITAL.....	1,467	1,253	950
OTHER PROGRAMS			
RESEARCH AND DEVELOPMENT PROGRAMS			

TABLE 5

## FEDERAL FUND UNOBLIGATED BALANCES, BY AGENCY and PROGRAM

(In millions of dollars)

Program	Balances, end of year		
	1999 actual	2000 estimate	2001 estimate
Weapons activities	544	483	483
Other Defense Activities	14	---	---
Fossil energy research and development	23	9	1
Energy conservation	22	---	---
Science	31	---	---
Energy supply	90	---	---
RESEARCH AND DEVELOPMENT PROGRAMS Subtotal.....	724	492	484
OTHER MISCELLANEOUS PROGRAMS			
Other nuclear security activities	257	111	66
Defense environmental restoration and waste management	33	34	---
Defense environmental management privatization	397	---	---
Defense facilities closure projects	1	---	---
Energy information administration	2	---	---
Naval petroleum and oil shale reserves	52	31	10
SPR petroleum account	33	21	14
Payments to States under Federal Power Act	3	3	3
Operation and maintenance, Southeastern Power Administration	6	1	---
Operation and maintenance, Southwestern Power Administration	---	1	---
Construction, rehabilitation, operation and maintenance, Western	30	7	1
Office of the Inspector General	1	---	---
OTHER MISCELLANEOUS PROGRAMS Subtotal.....	815	209	94
TOTAL, OTHER PROGRAMS.....	1,539	701	578
** AGENCY TOTAL, ALL PROGRAMS **	3,010	1,957	1,530
AGENCY: <u>Environmental Protection Agency</u>			
CAPITAL			
PROCUREMENT AND CONSTRUCTION PROGRAMS			
Buildings and facilities	9	---	---
PROCUREMENT AND CONSTRUCTION PROGRAMS Subtotal.....	9	---	---

TABLE 5

## FEDERAL FUND UNOBLIGATED BALANCES, BY AGENCY and PROGRAM

(In millions of dollars)

Program	Balances, end of year		
	1999 actual	2000 estimate	2001 estimate
OTHER REVOLVING FUNDS			
Reregistration and expedited processing revolving fund	12	---	---
Working capital fund	7	---	---
OTHER REVOLVING FUNDS Subtotal.....	19	---	---
TOTAL, CAPITAL.....	28	---	---
OTHER PROGRAMS			
RESEARCH AND DEVELOPMENT PROGRAMS			
Science and technology	134	---	---
RESEARCH AND DEVELOPMENT PROGRAMS Subtotal.....	134	---	---
OTHER MISCELLANEOUS PROGRAMS			
State and Tribal Assistance Grants	1,264	---	---
Environmental Programs and Management	131	---	---
Office of the Inspector General	4	---	---
OTHER MISCELLANEOUS PROGRAMS Subtotal.....	1,399	---	---
TOTAL, OTHER PROGRAMS.....	1,533	---	---
** AGENCY TOTAL, ALL PROGRAMS **	1,561	---	---
AGENCY: <u>Department of Transportation</u>			
CRITICAL RESERVES			
INSURANCE AND OTHER PROGRAMS			
Aviation insurance revolving fund	76	79	82
War risk insurance revolving fund	31	32	33
INSURANCE AND OTHER PROGRAMS Subtotal.....	107	111	115
TOTAL, CRITICAL RESERVES.....	107	111	115

TABLE 5

## FEDERAL FUND UNOBLIGATED BALANCES, BY AGENCY and PROGRAM

(In millions of dollars)

Program	Balances, end of year		
	1999 actual	2000 estimate	2001 estimate
CAPITAL			
PROCUREMENT AND CONSTRUCTION PROGRAMS			
Acquisition, construction, and improvements	356	346	336
Alteration of bridges	27	27	---
Appalachian development highway system	90	---	---
Miscellaneous appropriations	254	196	138
Northeast corridor improvement program	3	---	---
Local rail freight assistance	1	---	---
Interstate transfer grants-transit	10	---	---
Washington metropolitan area transit authority	50	---	---
Formula grants	1,077	946	815
Capital Investment Grants	934	467	---
Maritime guaranteed loan (Title XI) program account	71	---	---
PROCUREMENT AND CONSTRUCTION PROGRAMS Subtotal.....	2,873	1,982	1,289
OTHER REVOLVING FUNDS			
Coast Guard yard fund	3	---	---
Job Access and Reverse Commute Grants	61	20	---
Vessel operations revolving fund	37	37	37
OTHER REVOLVING FUNDS Subtotal.....	101	57	37
TOTAL, CAPITAL.....	2,974	2,039	1,326
OTHER PROGRAMS			
RESEARCH AND DEVELOPMENT PROGRAMS			
Research, development, test, and evaluation	1	---	---
Operations and research	2	---	---
Next generation high-speed rail	2	---	---
Railroad research and development	6	---	---
Transit planning and research	18	9	9
Research and special programs	2	2	16
Working capital fund, Volpe National Transportation Systems Cent	134	134	134

TABLE 5

## FEDERAL FUND UNOBLIGATED BALANCES, BY AGENCY and PROGRAM

(In millions of dollars)

Program	Balances, end of year		
	1999 actual	2000 estimate	2001 estimate
RESEARCH AND DEVELOPMENT PROGRAMS Subtotal.....	165	145	159
OTHER MISCELLANEOUS PROGRAMS			
Office of the Secretary:Salaries and expenses	7	---	---
Transportation planning, research, and development	1	---	---
Transportation administrative service center	9	9	9
Operating expenses	187	---	---
Environmental compliance and restoration	3	2	1
Operations	17	---	---
Administrative services franchise fund	1	---	---
State infrastructure banks	4	---	---
Safety and operations	4	---	---
Capital grants to the National Railroad Passenger Corporation	366	343	---
Administrative expenses	---	---	1
Research, training, and human resources	1	---	---
Miscellaneous expired accounts	4	---	---
Saint Lawrence Seaway Development Corporation	13	14	14
Pipeline safety	2	3	3
Emergency preparedness grants	3	3	3
Office of Inspector General:Salaries and expenses	1	---	---
Surface Transportation Board:Salaries and expenses	1	1	1
Ready reserve force	13	6	3
Maritime security program	3	---	---
OTHER MISCELLANEOUS PROGRAMS Subtotal.....	640	381	35
TOTAL, OTHER PROGRAMS.....	805	526	194
** AGENCY TOTAL, ALL PROGRAMS **	3,886	2,676	1,635
AGENCY: <u>General Services Administration</u>			
CAPITAL			
PROCUREMENT AND CONSTRUCTION PROGRAMS			
Federal buildings fund	2,361	1,719	1,732
General supply fund	407	398	378

TABLE 5

## FEDERAL FUND UNOBLIGATED BALANCES, BY AGENCY and PROGRAM

(In millions of dollars)

Program	Balances, end of year		
	1999 actual	2000 estimate	2001 estimate
PROCUREMENT AND CONSTRUCTION PROGRAMS Subtotal.....	2,768	2,117	2,110
OTHER REVOLVING FUNDS			
Information technology fund	687	442	265
Working capital fund	36	36	36
Federal consumer information center fund	1	1	1
OTHER REVOLVING FUNDS Subtotal.....	724	479	302
TOTAL, CAPITAL.....	3,492	2,596	2,412
OTHER PROGRAMS			
OTHER MISCELLANEOUS PROGRAMS			
Real property relocation	11	---	---
Policy and operations	42	---	---
OTHER MISCELLANEOUS PROGRAMS Subtotal.....	53	---	---
TOTAL, OTHER PROGRAMS.....	53	---	---
** AGENCY TOTAL, ALL PROGRAMS **	3,545	2,596	2,412
AGENCY: <u>Department of Housing and Urban Development</u>			
CRITICAL RESERVES			
CREDIT LIQUIDATING PROGRAMS			
Nonprofit sponsor assistance liquidating account	6	---	---
FHA-Mutual mortgage and cooperative housing insurance funds liqu	14,736	18,973	23,716
FHA-General and special risk insurance funds liquidating account	393	---	---
Housing for the elderly or handicapped fund liquidating account	900	---	---
Guarantees of mortgage-backed securities liquidating account	5,826	---	---
CREDIT LIQUIDATING PROGRAMS Subtotal.....	21,861	18,973	23,716
INSURANCE AND OTHER PROGRAMS			
Low-rent public housing--loans and other expenses	20	20	20

TABLE 5

## FEDERAL FUND UNOBLIGATED BALANCES, BY AGENCY and PROGRAM

(In millions of dollars)

Program	Balances, end of year		
	1999 actual	2000 estimate	2001 estimate
INSURANCE AND OTHER PROGRAMS Subtotal.....	20	20	20
TOTAL, CRITICAL RESERVES.....	21,881	18,993	23,736
CAPITAL			
PROCUREMENT AND CONSTRUCTION PROGRAMS			
Public housing capital fund	2,464	2,289	2,333
Brownfields redevelopment	50	---	---
Urban empowerment zones	7	---	---
Revolving fund (liquidating programs)	93	76	63
Housing for special populations	2,749	2,380	2,014
PROCUREMENT AND CONSTRUCTION PROGRAMS Subtotal.....	5,363	4,745	4,410
OTHER REVOLVING FUNDS			
Rental housing assistance fund	1	1	1
Homeownership assistance fund	84	84	84
Flexible Subsidy Fund	264	286	305
Lead hazard reduction	62	---	---
Working capital fund	32	---	---
OTHER REVOLVING FUNDS Subtotal.....	443	371	390
TOTAL, CAPITAL.....	5,806	5,116	4,800
OTHER PROGRAMS			
SUBSIDIZED HOUSING PROGRAMS			
Annual contributions for assisted housing	753	---	---
Drug elimination grants for low-income housing	322	---	---
Revitalization of severely distressed public housing (HOPE VI)	680	---	---
Native American housing block grant	175	---	---
Section 8 reserve preservation account	11	---	---
Housing certificate fund	3,185	103	103
Community development block grants	931	---	---



TABLE 5

## FEDERAL FUND UNOBLIGATED BALANCES, BY AGENCY and PROGRAM

(In millions of dollars)

Program	Balances, end of year		
	1999 actual	2000 estimate	2001 estimate
Supplemental assistance for facilities to assist the homeless	1	---	---
Supportive housing program	35	---	---
Homeless assistance grants	1,072	---	---
Shelter plus care	3	---	---
Home investment partnership program	191	---	---
Housing opportunities for persons with AIDS	57	---	---
Rural housing and economic development	32	---	---
Section 8 moderate rehabilitation, single room occupancy	65	---	---
Homeownership and opportunity for people everywhere grants (HOPE)	14	3	3
Other assisted housing programs	1,060	1,083	1,019
Nehemiah housing opportunity fund	3	---	---
SUBSIDIZED HOUSING PROGRAMS Subtotal.....	8,590	1,189	1,125
RESEARCH AND DEVELOPMENT PROGRAMS			
Research and technology	12	---	---
RESEARCH AND DEVELOPMENT PROGRAMS Subtotal.....	12	---	---
OTHER MISCELLANEOUS PROGRAMS			
Public housing operating fund	12	---	---
Indian housing loan guarantee fund program account	13	13	13
Emergency shelter grants program	1	---	---
FHA-General and special risk program account	250	4	4
Manufactured home inspection and monitoring	9	9	8
Fair housing activities	26	---	---
Office of Inspector General	10	---	---
OTHER MISCELLANEOUS PROGRAMS Subtotal.....	321	26	25
TOTAL, OTHER PROGRAMS.....	8,923	1,215	1,150
** AGENCY TOTAL, ALL PROGRAMS **	36,610	25,324	29,686

AGENCY: National Aeronautics and Space Administration

CAPITAL

PROCUREMENT AND CONSTRUCTION PROGRAMS

TABLE 5

## FEDERAL FUND UNOBLIGATED BALANCES, BY AGENCY and PROGRAM

(In millions of dollars)

Program	Balances, end of year		
	1999 actual	2000 estimate	2001 estimate
Construction of facilities	13	---	---
PROCUREMENT AND CONSTRUCTION PROGRAMS Subtotal.....	13	---	---
TOTAL, CAPITAL.....	13	---	---
OTHER PROGRAMS			
RESEARCH AND DEVELOPMENT PROGRAMS			
Science, Aeronautics and Technology	281	278	294
Mission support	86	69	76
RESEARCH AND DEVELOPMENT PROGRAMS Subtotal.....	367	347	370
OTHER MISCELLANEOUS PROGRAMS			
Human space flight	368	274	276
OTHER MISCELLANEOUS PROGRAMS Subtotal.....	368	274	276
TOTAL, OTHER PROGRAMS.....	735	621	646
** AGENCY TOTAL, ALL PROGRAMS **	748	621	646
AGENCY: <u>Office of Personnel Management</u>			
CAPITAL			
OTHER REVOLVING FUNDS			
Revolving fund	20	20	20
OTHER REVOLVING FUNDS Subtotal.....	20	20	20
TOTAL, CAPITAL.....	20	20	20
OTHER PROGRAMS			

TABLE 5

## FEDERAL FUND UNOBLIGATED BALANCES, BY AGENCY and PROGRAM

(In millions of dollars)

Program	Balances, end of year		
	1999 actual	2000 estimate	2001 estimate
OTHER MISCELLANEOUS PROGRAMS			
Office of Personnel Management:Salaries and expenses	8	---	---
OTHER MISCELLANEOUS PROGRAMS Subtotal.....	8	---	---
TOTAL, OTHER PROGRAMS.....	8	---	---
** AGENCY TOTAL, ALL PROGRAMS **	28	20	20
AGENCY: <u>Small Business Administration</u>			
CRITICAL RESERVES			
CREDIT LIQUIDATING PROGRAMS			
Pollution control equipment fund liquidating account	---	---	---
Disaster loan fund liquidating account	15	---	---
Business loan fund liquidating account	240	---	---
CREDIT LIQUIDATING PROGRAMS Subtotal.....	255	---	---
INSURANCE AND OTHER PROGRAMS			
Surety bond guarantees revolving fund	4	3	3
INSURANCE AND OTHER PROGRAMS Subtotal.....	4	3	3
TOTAL, CRITICAL RESERVES.....	259	3	3
OTHER PROGRAMS			
OTHER MISCELLANEOUS PROGRAMS			
Small Business Administration:Salaries and expenses	3	---	---
Office of Inspector General	1	---	---
Disaster loans program account	81	50	50
Business loan program account	76	53	53
OTHER MISCELLANEOUS PROGRAMS Subtotal.....	161	103	103
TOTAL, OTHER PROGRAMS.....	161	103	103
** AGENCY TOTAL, ALL PROGRAMS **	420	106	106

TABLE 5

## FEDERAL FUND UNOBLIGATED BALANCES, BY AGENCY and PROGRAM

(In millions of dollars)

Program	Balances, end of year		
	1999 actual	2000 estimate	2001 estimate
AGENCY: <u>Department of Veterans Affairs</u>			
CRITICAL RESERVES			
CREDIT LIQUIDATING PROGRAMS			
Veterans Housing Benefit Program Fund Liquidating Account	114	---	---
CREDIT LIQUIDATING PROGRAMS Subtotal.....	114	---	---
INSURANCE AND OTHER PROGRAMS			
Veterans insurance and indemnities	2	---	---
Servicemembers' group life insurance fund	1	1	1
INSURANCE AND OTHER PROGRAMS Subtotal.....	3	1	1
TOTAL, CRITICAL RESERVES.....	117	1	1
CAPITAL			
PROCUREMENT AND CONSTRUCTION PROGRAMS			
Medical care	1,082	1,005	909
Medical facilities revolving fund	5	4	4
Construction, major projects	565	445	309
Construction, minor projects	44	28	27
Pershing hall revolving fund	1	1	1
Parking revolving fund	14	12	7
Supply fund	152	152	152
PROCUREMENT AND CONSTRUCTION PROGRAMS Subtotal.....	1,863	1,647	1,409
OTHER REVOLVING FUNDS			
Canteen service revolving fund	14	17	17
Special therapeutic and rehabilitation activities fund	13	15	17
Miscellaneous veterans housing loans program account	6	41	35

TABLE 5

## FEDERAL FUND UNOBLIGATED BALANCES, BY AGENCY and PROGRAM

(In millions of dollars)

Program	Balances, end of year		
	1999 actual	2000 estimate	2001 estimate
Franchise fund	18	18	18
OTHER REVOLVING FUNDS Subtotal.....	51	91	87
TOTAL, CAPITAL.....	1,914	1,738	1,496
OTHER PROGRAMS			
RESEARCH AND DEVELOPMENT PROGRAMS			
Medical and prosthetic research	28	15	15
Medical center research organizations	18	18	18
RESEARCH AND DEVELOPMENT PROGRAMS Subtotal.....	46	33	33
OTHER MISCELLANEOUS PROGRAMS			
Readjustment benefits	35	35	---
Compensation	769	122	---
Reinstated entitlement program for survivors under Public Law 97	2	---	---
Grants for construction of State extended care facilities	53	---	---
Grants for the construction of State veterans cemeteries	9	---	---
OTHER MISCELLANEOUS PROGRAMS Subtotal.....	868	157	---
TOTAL, OTHER PROGRAMS.....	914	190	33
** AGENCY TOTAL, ALL PROGRAMS **	2,945	1,929	1,530
AGENCY: <u>Executive Office of the President</u>			
White house repair and restoration	---	1	1
Salaries and expenses	8	---	---
Armstrong resolution account	2	---	---
Unanticipated needs for natural disasters	6	6	6
OTHER MISCELLANEOUS PROGRAMS Subtotal.....	16	7	7
TOTAL, OTHER PROGRAMS.....	16	7	7
** AGENCY TOTAL, ALL PROGRAMS **	16	7	7
AGENCY: <u>Federal Drug Control Programs</u>			
Special forfeiture fund	20	20	20
OTHER MISCELLANEOUS PROGRAMS Subtotal.....	20	20	20

TABLE 5

## FEDERAL FUND UNOBLIGATED BALANCES, BY AGENCY and PROGRAM

(In millions of dollars)

Program	Balances, end of year		
	1999 actual	2000 estimate	2001 estimate
TOTAL, OTHER PROGRAMS.....	20	20	20
** AGENCY TOTAL, ALL PROGRAMS **	20	20	20
AGENCY: <u>International Assistance Programs</u>			
CRITICAL RESERVES			
CREDIT LIQUIDATING PROGRAMS			
Economic assistance loans - liquidating account	67	---	---
Housing and other credit guaranty programs liquidating account	6	---	---
Overseas Private Investment Corporation liquidating account	26	---	---
CREDIT LIQUIDATING PROGRAMS Subtotal.....	99	---	---
INTERNATIONAL MONETARY PROGRAMS			
Economic support fund	201	---	---
Central America and the Caribbean emergency disaster recovery fu	115	---	---
United States quota, International Monetary Fund	19,166	19,166	19,166
Loans to International Monetary Fund	9,710	9,710	9,710
INTERNATIONAL MONETARY PROGRAMS Subtotal.....	29,192	28,876	28,876
INSURANCE AND OTHER PROGRAMS			
Contribution to the Inter-American Development Bank	3,797	3,797	3,797
Contribution to the Asian Development Bank	748	748	748
Contribution to the International Bank for Reconstruction and De	7,663	7,663	7,663
Overseas Private Investment Corporation noncredit account	147	166	173
INSURANCE AND OTHER PROGRAMS Subtotal.....	12,355	12,374	12,381
TOTAL, CRITICAL RESERVES.....	41,646	41,250	41,257
CAPITAL			
PROCUREMENT AND CONSTRUCTION PROGRAMS			
Advance acquisition of property--revolving fund	1	1	1

TABLE 5

## FEDERAL FUND UNOBLIGATED BALANCES, BY AGENCY and PROGRAM

(In millions of dollars)

Program	Balances, end of year		
	1999 actual	2000 estimate	2001 estimate
PROCUREMENT AND CONSTRUCTION PROGRAMS Subtotal.....	1	1	1
TOTAL, CAPITAL.....	1	1	1
OTHER PROGRAMS			
OTHER MISCELLANEOUS PROGRAMS			
Peacekeeping operations	1	---	---
Nonproliferation and Disarmament Fund	1	1	---
Non-proliferation, anti-terrorism, demining, and related program	35	38	38
Debt restructuring	79	---	---
International affairs technical assistance program	3	1	4
Micro and small enterprise development program account	1	---	---
Operating expenses of the Agency for International Development	31	26	12
Operating expenses of AID, Office of Inspector General	7	4	1
Assistance for Eastern Europe and the Baltic States	150	50	---
Development fund for Africa	39	---	---
Sustainable development assistance program	133	---	15
International disaster assistance	72	---	---
Sub-Saharan Africa disaster assistance	7	7	7
Assistance for the independent states of the former Soviet Union	238	---	---
Child survival and disease programs	28	---	---
Development credit authority program account	1	---	---
Property management fund	3	2	---
Overseas private investment corporation program account	68	42	42
Trade and Development Agency	18	---	1
Peace Corps	13	---	---
Inter-American Foundation	21	9	2
Special defense acquisition fund	63	63	63
OTHER MISCELLANEOUS PROGRAMS Subtotal.....	1,012	243	185
TOTAL, OTHER PROGRAMS.....	1,012	243	185
** AGENCY TOTAL, ALL PROGRAMS **	42,659	41,494	41,443

AGENCY: Other Defense Civil Programs

CRITICAL RESERVES

TABLE 5

## FEDERAL FUND UNOBLIGATED BALANCES, BY AGENCY and PROGRAM

(In millions of dollars)

Program	Balances, end of year		
	1999 actual	2000 estimate	2001 estimate
INTERNATIONAL MONETARY PROGRAMS			
Foreign currency fluctuations	4	4	4
INTERNATIONAL MONETARY PROGRAMS Subtotal.....	4	4	4
TOTAL, CRITICAL RESERVES.....	4	4	4
OTHER PROGRAMS			
OTHER MISCELLANEOUS PROGRAMS			
Wildlife conservation	3	3	3
Forest products program	3	3	3
OTHER MISCELLANEOUS PROGRAMS Subtotal.....	6	6	6
TOTAL, OTHER PROGRAMS.....	6	6	6
** AGENCY TOTAL, ALL PROGRAMS **	10	10	10
AGENCY: <u>Corps of Engineers</u>			
CAPITAL			
PROCUREMENT AND CONSTRUCTION PROGRAMS			
Flood control, Mississippi River and tributaries	3	3	3
Construction, general	830	880	914
Washington aqueduct	18	---	---
Formerly utilized sites remedial action program	6	16	16
PROCUREMENT AND CONSTRUCTION PROGRAMS Subtotal.....	857	899	933
OTHER REVOLVING FUNDS			
Revolving fund	495	495	495
OTHER REVOLVING FUNDS Subtotal.....	495	495	495



TABLE 5

## FEDERAL FUND UNOBLIGATED BALANCES, BY AGENCY and PROGRAM

(In millions of dollars)

Program	Balances, end of year		
	1999 actual	2000 estimate	2001 estimate
TOTAL, CAPITAL.....	1,352	1,394	1,428
OTHER PROGRAMS			
OTHER MISCELLANEOUS PROGRAMS			
General investigations	36	33	36
Operation and maintenance, general	34	159	280
General expenses	16	9	2
Flood control and coastal emergencies	394	161	-72
Regulatory program	4	4	4
OTHER MISCELLANEOUS PROGRAMS Subtotal.....	484	366	250
TOTAL, OTHER PROGRAMS.....	484	366	250
** AGENCY TOTAL, ALL PROGRAMS **	1,836	1,760	1,678
AGENCY: <u>Appalachian Regional Commission</u>			
Appalachian regional commission	20	---	---
OTHER MISCELLANEOUS PROGRAMS Subtotal.....	20	---	---
TOTAL, OTHER PROGRAMS.....	20	---	---
** AGENCY TOTAL, ALL PROGRAMS **	20	---	---
AGENCY: <u>Defense Nuclear Facilities Safety Board</u>			
Salaries and expenses	2	1	1
OTHER MISCELLANEOUS PROGRAMS Subtotal.....	2	1	1
TOTAL, OTHER PROGRAMS.....	2	1	1
** AGENCY TOTAL, ALL PROGRAMS **	2	1	1
AGENCY: <u>District of Columbia</u>			
Federal support for economic development and management reforms	49	---	---
OTHER MISCELLANEOUS PROGRAMS Subtotal.....	49	---	---
TOTAL, OTHER PROGRAMS.....	49	---	---
** AGENCY TOTAL, ALL PROGRAMS **	49	---	---
AGENCY: <u>Equal Employment Opportunity Commission</u>			

TABLE 5

## FEDERAL FUND UNOBLIGATED BALANCES, BY AGENCY and PROGRAM

(In millions of dollars)

Program	Balances, end of year		
	1999 actual	2000 estimate	2001 estimate
CAPITAL			
OTHER REVOLVING FUNDS			
EEOC Education, technical assistance and training revolving fund	2	2	3
OTHER REVOLVING FUNDS Subtotal.....	2	2	3
TOTAL, CAPITAL.....	2	2	3
** AGENCY TOTAL, ALL PROGRAMS **	2	2	3
AGENCY: <u>Export-Import Bank of the United States</u>			
CRITICAL RESERVES			
CREDIT LIQUIDATING PROGRAMS			
Export-Import Bank of the United States liquidating account	1,053	908	615
CREDIT LIQUIDATING PROGRAMS Subtotal.....	1,053	908	615
TOTAL, CRITICAL RESERVES.....	1,053	908	615
OTHER PROGRAMS			
OTHER MISCELLANEOUS PROGRAMS			
Export Import Bank loans program account	480	292	266
OTHER MISCELLANEOUS PROGRAMS Subtotal.....	480	292	266
TOTAL, OTHER PROGRAMS.....	480	292	266
** AGENCY TOTAL, ALL PROGRAMS **	1,533	1,200	881
AGENCY: <u>Farm Credit Administration</u>			

TABLE 5

## FEDERAL FUND UNOBLIGATED BALANCES, BY AGENCY and PROGRAM

(In millions of dollars)

Program	Balances, end of year		
	1999 actual	2000 estimate	2001 estimate
CAPITAL			
OTHER REVOLVING FUNDS			
Revolving fund for administrative expenses	10	9	9
OTHER REVOLVING FUNDS Subtotal.....	10	9	9
TOTAL, CAPITAL.....	10	9	9
** AGENCY TOTAL, ALL PROGRAMS **	10	9	9
AGENCY: <u>Farm Credit System Financial Assistance Corporation</u>			
CRITICAL RESERVES			
CREDIT LIQUIDATING PROGRAMS			
Financial assistance corporation assistance fund, liquidating ac	1,562	1,546	1,612
CREDIT LIQUIDATING PROGRAMS Subtotal.....	1,562	1,546	1,612
TOTAL, CRITICAL RESERVES.....	1,562	1,546	1,612
** AGENCY TOTAL, ALL PROGRAMS **	1,562	1,546	1,612
AGENCY: <u>Farm Credit System Insurance Corporation</u>			
INSURANCE AND OTHER PROGRAMS			
Farm credit system insurance fund	1,502	1,611	1,727
INSURANCE AND OTHER PROGRAMS Subtotal.....	1,502	1,611	1,727
TOTAL, CRITICAL RESERVES.....	1,502	1,611	1,727
** AGENCY TOTAL, ALL PROGRAMS **	1,502	1,611	1,727
AGENCY: <u>Federal Communications Commission</u>			
OTHER PROGRAMS			

TABLE 5

## FEDERAL FUND UNOBLIGATED BALANCES, BY AGENCY and PROGRAM

(In millions of dollars)

Program	Balances, end of year		
	1999 actual	2000 estimate	2001 estimate
OTHER MISCELLANEOUS PROGRAMS			
Salaries and expenses	19	2	1
Spectrum auction program account	---	1,779	1,773
Universal service fund	---	337	321
OTHER MISCELLANEOUS PROGRAMS Subtotal.....	19	2,118	2,095
TOTAL, OTHER PROGRAMS.....	19	2,118	2,095
** AGENCY TOTAL, ALL PROGRAMS **	19	2,118	2,095
AGENCY: <u>Federal Deposit Insurance Corporation</u>			
CRITICAL RESERVES			
INSURANCE AND OTHER PROGRAMS			
Bank insurance fund	27,436	27,271	28,110
Savings association insurance fund	10,217	10,556	10,901
FSLIC resolution fund	2,841	2,926	2,915
INSURANCE AND OTHER PROGRAMS Subtotal.....	40,494	40,753	41,926
TOTAL, CRITICAL RESERVES.....	40,494	40,753	41,926
** AGENCY TOTAL, ALL PROGRAMS **	40,494	40,753	41,926
AGENCY: <u>Federal Emergency Management Agency</u>			
Disaster relief	938	2,469	5,078
INSURANCE AND OTHER PROGRAMS Subtotal.....	938	2,469	5,078
TOTAL, CRITICAL RESERVES.....	938	2,469	5,078
CAPITAL			
PROCUREMENT AND CONSTRUCTION PROGRAMS			
National flood mitigation fund	11	---	---

TABLE 5

## FEDERAL FUND UNOBLIGATED BALANCES, BY AGENCY and PROGRAM

(In millions of dollars)

Program	Balances, end of year		
	1999 actual	2000 estimate	2001 estimate
PROCUREMENT AND CONSTRUCTION PROGRAMS Subtotal.....	11	---	---
OTHER REVOLVING FUNDS			
Working capital fund	7	---	---
OTHER REVOLVING FUNDS Subtotal.....	7	---	---
TOTAL, CAPITAL.....	18	---	---
OTHER PROGRAMS			
OTHER MISCELLANEOUS PROGRAMS			
Salaries and expenses	2	---	---
Emergency management planning and assistance	4	---	---
Disaster assistance direct loan program account	14	14	14
Disaster assistance for unmet needs	230	---	---
Radiological emergency preparedness fund	1	---	---
OTHER MISCELLANEOUS PROGRAMS Subtotal.....	251	14	14
TOTAL, OTHER PROGRAMS.....	251	14	14
** AGENCY TOTAL, ALL PROGRAMS **	1,207	2,483	5,092
AGENCY: <u>Federal Financial Institutions Examination Council Appraisal Sub</u>			
CAPITAL			
OTHER REVOLVING FUNDS			
Registry fees	3	3	3
OTHER REVOLVING FUNDS Subtotal.....	3	3	3
TOTAL, CAPITAL.....	3	3	3
** AGENCY TOTAL, ALL PROGRAMS **	3	3	3
AGENCY: <u>Federal Housing Finance Board</u>			
Federal housing finance board	1	1	1

TABLE 5

## FEDERAL FUND UNOBLIGATED BALANCES, BY AGENCY and PROGRAM

(In millions of dollars)

Program	Balances, end of year		
	1999 actual	2000 estimate	2001 estimate
OTHER REVOLVING FUNDS Subtotal.....	1	1	1
TOTAL, CAPITAL.....	1	1	1
** AGENCY TOTAL, ALL PROGRAMS **	1	1	1
AGENCY: <u>Federal Mediation and Conciliation Service</u>			
OTHER PROGRAMS			
OTHER MISCELLANEOUS PROGRAMS			
Salaries and expenses	1	1	1
OTHER MISCELLANEOUS PROGRAMS Subtotal.....	1	1	1
TOTAL, OTHER PROGRAMS.....	1	1	1
** AGENCY TOTAL, ALL PROGRAMS **	1	1	1
AGENCY: <u>Federal Trade Commission</u>			
Salaries and expenses	3	3	3
OTHER MISCELLANEOUS PROGRAMS Subtotal.....	3	3	3
TOTAL, OTHER PROGRAMS.....	3	3	3
** AGENCY TOTAL, ALL PROGRAMS **	3	3	3
AGENCY: <u>International Trade Commission</u>			
Salaries and expenses	3	---	---
OTHER MISCELLANEOUS PROGRAMS Subtotal.....	3	---	---
TOTAL, OTHER PROGRAMS.....	3	---	---
** AGENCY TOTAL, ALL PROGRAMS **	3	---	---
AGENCY: <u>National Archives and Records Administration</u>			
CAPITAL			

TABLE 5

## FEDERAL FUND UNOBLIGATED BALANCES, BY AGENCY and PROGRAM

(In millions of dollars)

Program	Balances, end of year		
	1999 actual	2000 estimate	2001 estimate
PROCUREMENT AND CONSTRUCTION PROGRAMS			
Repairs and restoration	21	20	20
PROCUREMENT AND CONSTRUCTION PROGRAMS Subtotal.....	21	20	20
OTHER REVOLVING FUNDS			
Records center revolving fund	---	17	17
OTHER REVOLVING FUNDS Subtotal.....	---	17	17
TOTAL, CAPITAL.....	21	37	37
OTHER PROGRAMS			
OTHER MISCELLANEOUS PROGRAMS			
Operating expenses	14	14	14
National historical publications and records commission	4	---	---
OTHER MISCELLANEOUS PROGRAMS Subtotal.....	18	14	14
TOTAL, OTHER PROGRAMS.....	18	14	14
** AGENCY TOTAL, ALL PROGRAMS **	39	51	51
AGENCY: <u>National Credit Union Administration</u>			
CRITICAL RESERVES			
INSURANCE AND OTHER PROGRAMS			
Credit union share insurance f	4,162	4,491	4,830
INSURANCE AND OTHER PROGRAMS Subtotal.....	4,162	4,491	4,830
TOTAL, CRITICAL RESERVES.....	4,162	4,491	4,830
CAPITAL			

TABLE 5

## FEDERAL FUND UNOBLIGATED BALANCES, BY AGENCY and PROGRAM

(In millions of dollars)

Program	Balances, end of year		
	1999 actual	2000 estimate	2001 estimate
OTHER REVOLVING FUNDS			
Operating fund	2	2	2
Community development credit union revolving loan fund	3	1	---
OTHER REVOLVING FUNDS Subtotal.....	5	3	2
TOTAL, CAPITAL.....	5	3	2
** AGENCY TOTAL, ALL PROGRAMS **	4,167	4,494	4,832
AGENCY: <u>National Endowment for the Arts</u>			
OTHER PROGRAMS			
OTHER MISCELLANEOUS PROGRAMS			
National endowment for the arts: Grants and administration	3	3	3
OTHER MISCELLANEOUS PROGRAMS Subtotal.....	3	3	3
TOTAL, OTHER PROGRAMS.....	3	3	3
** AGENCY TOTAL, ALL PROGRAMS **	3	3	3
AGENCY: <u>National Endowment for the Humanities</u>			
National endowment for the humanities: Grants and administration	5	5	5
OTHER MISCELLANEOUS PROGRAMS Subtotal.....	5	5	5
TOTAL, OTHER PROGRAMS.....	5	5	5
** AGENCY TOTAL, ALL PROGRAMS **	5	5	5
AGENCY: <u>National Science Foundation</u>			
RESEARCH AND DEVELOPMENT PROGRAMS			
Research and related activities	2	---	---
Major research equipment	68	---	---
RESEARCH AND DEVELOPMENT PROGRAMS Subtotal.....	70	---	---
OTHER MISCELLANEOUS PROGRAMS			



TABLE 5

## FEDERAL FUND UNOBLIGATED BALANCES, BY AGENCY and PROGRAM

(In millions of dollars)

Program	Balances, end of year		
	1999 actual	2000 estimate	2001 estimate
Education and human resources	26	---	---
OTHER MISCELLANEOUS PROGRAMS Subtotal.....	26	---	---
TOTAL, OTHER PROGRAMS.....	96	---	---
** AGENCY TOTAL, ALL PROGRAMS **	96	---	---
AGENCY: <u>National Transportation Safety Board</u>			
Salaries and expenses	2	---	---
Emergency fund	2	2	2
OTHER MISCELLANEOUS PROGRAMS Subtotal.....	4	2	2
TOTAL, OTHER PROGRAMS.....	4	2	2
** AGENCY TOTAL, ALL PROGRAMS **	4	2	2
AGENCY: <u>Nuclear Regulatory Commission</u>			
Salaries and expenses	29	---	---
Office of Inspector General	1	---	---
OTHER MISCELLANEOUS PROGRAMS Subtotal.....	30	---	---
TOTAL, OTHER PROGRAMS.....	30	---	---
** AGENCY TOTAL, ALL PROGRAMS **	30	---	---
AGENCY: <u>Office of Navajo and Hopi Indian Relocation</u>			
CAPITAL			
PROCUREMENT AND CONSTRUCTION PROGRAMS			
Salaries and expenses	7	1	1
PROCUREMENT AND CONSTRUCTION PROGRAMS Subtotal.....	7	1	1
TOTAL, CAPITAL.....	7	1	1
** AGENCY TOTAL, ALL PROGRAMS **	7	1	1
AGENCY: <u>Panama Canal Commission</u>			

TABLE 5

## FEDERAL FUND UNOBLIGATED BALANCES, BY AGENCY and PROGRAM

(In millions of dollars)

Program	Balances, end of year		
	1999 actual	2000 estimate	2001 estimate
OTHER REVOLVING FUNDS			
Panama Canal revolving fund	150	26	---
OTHER REVOLVING FUNDS Subtotal.....	150	26	---
TOTAL, CAPITAL.....	150	26	---
OTHER PROGRAMS			
OTHER MISCELLANEOUS PROGRAMS			
Panama Canal Commission Dissolution Fund	7	2	---
OTHER MISCELLANEOUS PROGRAMS Subtotal.....	7	2	---
TOTAL, OTHER PROGRAMS.....	7	2	---
** AGENCY TOTAL, ALL PROGRAMS **	157	28	---
AGENCY: <u>Resolution Trust Corporation</u>			
CRITICAL RESERVES			
INSURANCE AND OTHER PROGRAMS			
RTC revolving fund	4	---	---
INSURANCE AND OTHER PROGRAMS Subtotal.....	4	---	---
TOTAL, CRITICAL RESERVES.....	4	---	---
** AGENCY TOTAL, ALL PROGRAMS **	4	---	---
AGENCY: <u>Securities and Exchange Commission</u>			
Investment in Securities Investor Protection Corporation	1,000	1,000	1,000
INSURANCE AND OTHER PROGRAMS Subtotal.....	1,000	1,000	1,000
TOTAL, CRITICAL RESERVES.....	1,000	1,000	1,000
OTHER PROGRAMS			

TABLE 5

## FEDERAL FUND UNOBLIGATED BALANCES, BY AGENCY and PROGRAM

(In millions of dollars)

Program	Balances, end of year		
	1999 actual	2000 estimate	2001 estimate
OTHER MISCELLANEOUS PROGRAMS			
Salaries and expenses	36	36	36
OTHER MISCELLANEOUS PROGRAMS Subtotal.....	36	36	36
TOTAL, OTHER PROGRAMS.....	36	36	36
** AGENCY TOTAL, ALL PROGRAMS **	1,036	1,036	1,036
AGENCY: <u>Smithsonian Institution</u>			
CAPITAL			
PROCUREMENT AND CONSTRUCTION PROGRAMS			
Repair, restoration, and renovation of buildings, National Galle	4	1	1
Construction, JFK center for the performing arts	16	16	16
PROCUREMENT AND CONSTRUCTION PROGRAMS Subtotal.....	20	17	17
TOTAL, CAPITAL.....	20	17	17
OTHER PROGRAMS			
RESEARCH AND DEVELOPMENT PROGRAMS			
Museum programs and related research (special foreign currency p	1	1	1
RESEARCH AND DEVELOPMENT PROGRAMS Subtotal.....	1	1	1
OTHER MISCELLANEOUS PROGRAMS			
Salaries and expenses	14	14	12
Repair, restoration and alteration of facilities	6	6	6
Construction	38	38	38
Salaries and expenses, National Gallery of Art	1	---	---
OTHER MISCELLANEOUS PROGRAMS Subtotal.....	59	58	56
TOTAL, OTHER PROGRAMS.....	60	59	57

TABLE 5

## FEDERAL FUND UNOBLIGATED BALANCES, BY AGENCY and PROGRAM

(In millions of dollars)

Program	Balances, end of year		
	1999 actual	2000 estimate	2001 estimate
** AGENCY TOTAL, ALL PROGRAMS **	80	76	74
AGENCY: <u>State Justice Institute</u>			
State Justice Institute: Salaries and expenses	2	---	---
OTHER MISCELLANEOUS PROGRAMS Subtotal.....	2	---	---
TOTAL, OTHER PROGRAMS.....	2	---	---
** AGENCY TOTAL, ALL PROGRAMS **	2	---	---
AGENCY: <u>Tennessee Valley Authority</u>			
CAPITAL			
OTHER REVOLVING FUNDS			
Tennessee Valley Authority fund	259	277	203
OTHER REVOLVING FUNDS Subtotal.....	259	277	203
TOTAL, CAPITAL.....	259	277	203
** AGENCY TOTAL, ALL PROGRAMS **	259	277	203
AGENCY: <u>United States Holocaust Memorial Council</u>			
OTHER PROGRAMS			
OTHER MISCELLANEOUS PROGRAMS			
Holocaust Memorial Council	2	---	---
OTHER MISCELLANEOUS PROGRAMS Subtotal.....	2	---	---
TOTAL, OTHER PROGRAMS.....	2	---	---
** AGENCY TOTAL, ALL PROGRAMS **	2	---	---
AGENCY: <u>Intelligence Community Management Account</u>			
Intelligence community management account	6	5	4

TABLE 5

## FEDERAL FUND UNOBLIGATED BALANCES, BY AGENCY and PROGRAM

(In millions of dollars)

Program	Balances, end of year		
	1999 actual	2000 estimate	2001 estimate
OTHER MISCELLANEOUS PROGRAMS Subtotal.....	6	5	4
TOTAL, OTHER PROGRAMS.....	6	5	4
** AGENCY TOTAL, ALL PROGRAMS **	6	5	4
AGENCY: <u>Institute of Museum and Library Services</u>			
Office of Museum Services: Grants and administration	1	1	1
Office of Libraries: Grants and administration	5	6	6
OTHER MISCELLANEOUS PROGRAMS Subtotal.....	6	7	7
TOTAL, OTHER PROGRAMS.....	6	7	7
** AGENCY TOTAL, ALL PROGRAMS **	6	7	7
AGENCY: <u>Corporation for National and Community Service</u>			
National and community service programs, operating expenses	168	100	100
OTHER MISCELLANEOUS PROGRAMS Subtotal.....	168	100	100
TOTAL, OTHER PROGRAMS.....	168	100	100
** AGENCY TOTAL, ALL PROGRAMS **	168	100	100
AGENCY: <u>United States Enrichment Corporation Fund</u>			
CAPITAL			
OTHER REVOLVING FUNDS			
United States Enrichment Corporation Fund	482	477	465
OTHER REVOLVING FUNDS Subtotal.....	482	477	465
TOTAL, CAPITAL.....	482	477	465
** AGENCY TOTAL, ALL PROGRAMS **	482	477	465
AGENCY: <u>Morris K. Udall Scholarship and Excellence in National Environme</u>			
OTHER PROGRAMS			

TABLE 5

## FEDERAL FUND UNOBLIGATED BALANCES, BY AGENCY and PROGRAM

(In millions of dollars)

Program	Balances, end of year		
	1999 actual	2000 estimate	2001 estimate
OTHER MISCELLANEOUS PROGRAMS			
Environmental dispute resolution fund	3	2	1
OTHER MISCELLANEOUS PROGRAMS Subtotal.....	3	2	1
TOTAL, OTHER PROGRAMS.....	3	2	1
** AGENCY TOTAL, ALL PROGRAMS **	3	2	1
AGENCY: <u>Other Commissions and Boards</u>			
Other commissions and boards	2	2	---
OTHER MISCELLANEOUS PROGRAMS Subtotal.....	2	2	---
TOTAL, OTHER PROGRAMS.....	2	2	---
** AGENCY TOTAL, ALL PROGRAMS **	2	2	---
AGENCY: <u>Presidio Trust</u>			
CAPITAL			
OTHER REVOLVING FUNDS			
Presidio Trust	37	47	17
OTHER REVOLVING FUNDS Subtotal.....	37	47	17
TOTAL, CAPITAL.....	37	47	17
** AGENCY TOTAL, ALL PROGRAMS **	37	47	17
AGENCY: <u>Broadcasting Board of Governors</u>			
PROCUREMENT AND CONSTRUCTION PROGRAMS			
Broadcasting capital improvements	4	---	---
PROCUREMENT AND CONSTRUCTION PROGRAMS Subtotal.....	4	---	---
TOTAL, CAPITAL.....	4	---	---

TABLE 5

## FEDERAL FUND UNOBLIGATED BALANCES, BY AGENCY and PROGRAM

(In millions of dollars)

Program	Balances, end of year		
	1999 actual	2000 estimate	2001 estimate
OTHER PROGRAMS			
OTHER MISCELLANEOUS PROGRAMS			
International broadcasting operations	20	---	---
Broadcasting to Cuba	3	---	---
Buying Power Maintenance	---	4	4
OTHER MISCELLANEOUS PROGRAMS Subtotal.....	23	4	4
TOTAL, OTHER PROGRAMS.....	23	4	4
** AGENCY TOTAL, ALL PROGRAMS **	27	4	4
AGENCY: <u>Delta Regional Authority</u>			
Delta regional authority	---	---	27
OTHER MISCELLANEOUS PROGRAMS Subtotal.....	---	---	27
TOTAL, OTHER PROGRAMS.....	---	---	27
** AGENCY TOTAL, ALL PROGRAMS **	---	---	27
AGENCY: <u>** Government-wide totals **</u>			
CRITICAL RESERVES			
CREDIT LIQUIDATING PROGRAMS Subtotal.....	25,953	22,135	26,791
INTERNATIONAL MONETARY PROGRAMS Subtotal.....	55,188	56,326	57,853
INSURANCE AND OTHER PROGRAMS Subtotal.....	71,884	74,891	80,266
TOTAL, CRITICAL RESERVES.....	153,025	153,352	164,910
CAPITAL			
PROCUREMENT AND CONSTRUCTION PROGRAMS Subtotal.....	35,559	33,689	33,744
OTHER REVOLVING FUNDS Subtotal.....	11,826	8,341	8,844
TOTAL, CAPITAL.....	47,385	42,030	42,588
OTHER PROGRAMS			
SUBSIDIZED HOUSING PROGRAMS Subtotal.....	8,596	1,190	1,125

TABLE 5

## FEDERAL FUND UNOBLIGATED BALANCES, BY AGENCY and PROGRAM

(In millions of dollars)

Program	Balances, end of year		
	1999 actual	2000 estimate	2001 estimate
FORWARD FUNDED, ADVANCE APPNS, AND ADV FUNDED PROGRAMS Subtotal..	7,819	4,646	5,175
RESEARCH AND DEVELOPMENT PROGRAMS Subtotal.....	6,283	5,134	5,159
OTHER MISCELLANEOUS PROGRAMS Subtotal.....	28,840	16,697	14,554
TOTAL, OTHER PROGRAMS.....	51,538	27,667	26,013
** TOTAL, FEDERAL FUND UNOBLIGATED BALANCES **	251,948	223,049	233,511



TABLE 6

## FEDERAL FUND UNAVAILABLE COLLECTIONS, BY AGENCY

(In millions of dollars)

Department or other unit	Balances, end of year		
	1999 actual	2000 estimate	2001 estimate
Department of Agriculture	887	1,415	2,535
Department of Commerce	433	546	658
Department of Defense--Military	806	806	833
Department of Energy	9,697	11,168	12,482
Department of Housing and Urban Development	708	7,229	8,346
Department of the Interior	18,550	19,099	20,570
Department of Justice	1,318	1,417	756
Department of State	7	15	4
Department of Transportation	17	15	15
Department of Veterans Affairs	551	525	491
Corps of Engineers	36	37	1,860
Environmental Protection Agency	63	74	94
Federal Emergency Management Agency	7	---	---
General Services Administration	301	359	334
International Assistance Programs	2,757	2,961	3,181
Social Security Administration	2	2	2
Other Independent Agencies	<u>1,254</u>	<u>1,710</u>	<u>2,264</u>
TOTAL.....	37,394	47,378	54,425

---

# **TRUST FUNDS**

---

TABLE 7

## TRUST FUND OBLIGATED BALANCES, BY AGENCY

(In millions of dollars)

Department or other unit	Balances, end of year		
	1999 actual	2000 estimate	2001 estimate
Legislative Branch	6	4	---
Judicial Branch	---	---	---
Department of Agriculture	41	80	25
Department of Defense--Military	593	516	479
Department of Energy	5	5	5
Department of Health and Human Services	717	876	564
Department of the Interior	322	328	323
Department of Justice	18	13	18
Department of Labor	776	749	783
Department of State	12	11	11
Department of Transportation	43,715	46,704	49,376
Department of the Treasury	240	240	240
Department of Veterans Affairs	1,647	1,705	1,749
Corps of Engineers	121	92	42
Other Defense Civil Programs	2,808	2,912	3,015
Environmental Protection Agency	2,384	2,831	2,967
International Assistance Programs	17,262	15,775	15,746
National Science Foundation	13	13	13
Office of Personnel Management	5,507	5,771	6,040
Social Security Administration	38,224	39,626	41,159
Other Independent Agencies	805	825	832
TOTAL.....	115,216	119,076	123,387

TABLE 8

## TRUST FUND OBLIGATED BALANCES, BY MAJOR FUNDS

(In millions of dollars)

Description	Balances, end of year		
	1999 actual	2000 estimate	2001 estimate
Foreign national employees separation pay	268	268	268
Federal hospital insurance trust fund	465	564	291
Sport fish restoration	293	306	305
Unemployment trust fund	776	749	783
Federal old-age and survivors insurance trust fund	31,320	32,382	33,580
Federal disability insurance trust fund	6,904	7,244	7,579
Hazardous substance superfund	2,409	2,825	2,848
Trust fund share of FAA operations	3	702	772
Grants-in-aid for airports (Airport and airway trust fund)	2,882	2,884	2,648
Facilities and equipment (Airport and airway trust fund)	1,530	1,763	2,233
Research, engineering and development (Airport and airway trust fund)	154	130	115
Federal-aid highways	35,565	38,700	41,446
Operations and research (Highway trust fund)	78	69	151
Highway traffic safety grants	210	207	203
Expanded intercity rail passenger service fund	---	---	421
Discretionary grants (Highway trust fund, Mass transit account)	2,872	1,898	966
Civil service retirement and disability fund	3,796	4,014	4,244
National Service Life Insurance fund	1,390	1,432	1,459
Foreign military sales trust fund	17,249	15,759	15,729
Military retirement fund	2,794	2,894	2,997
Railroad social security equivalent benefit account	519	534	540
Rail Industry Pension Fund	237	243	244
Other	983	1,015	1,057
NON-REVOLVING TRUST FUNDS Subtotal.....	112,697	116,582	120,879
Surcharge collections, sales of commissary stores, defense	216	101	62
Assessment funds	240	240	240
Employees and retired employees health benefits funds	1,671	1,716	1,692
Veterans special life insurance fund	229	244	259
Other	163	193	255
REVOLVING TRUST FUNDS Subtotal.....	2,519	2,494	2,508
TOTAL, TRUST FUND OBLIGATED BALANCES.....	115,216	119,076	123,387

TABLE 9

## TRUST FUND UNOBLIGATED BALANCES, BY AGENCY

(In millions of dollars)

Department or other unit	Balances, end of year		
	1999 actual	2000 estimate	2001 estimate
Legislative Branch	90	98	111
Judicial Branch	446	492	538
Department of Agriculture	441	398	152
Department of Commerce	1	1	1
Department of Defense--Military	161	144	72
Department of Health and Human Services	48	47	47
Department of the Interior	506	131	124
Department of Justice	99	94	98
Department of Labor	56	61	66
Department of State	96	93	94
Department of Transportation	21,101	23,726	27,723
Department of the Treasury	65	69	75
Department of Veterans Affairs	151	136	120
Corps of Engineers	121	151	201
Other Defense Civil Programs	129	129	129
Environmental Protection Agency	523	---	---
Federal Emergency Management Agency	2	2	2
International Assistance Programs	5	3	3
National Science Foundation	14	14	14
Office of Personnel Management	24,588	25,718	26,855
Social Security Administration	---	---	-271
Other Independent Agencies	<u>703</u>	<u>647</u>	<u>668</u>
TOTAL.....	49,346	52,154	56,822

TABLE 10

## TRUST FUND UNOBLIGATED BALANCES, BY MAJOR FUNDS

(In millions of dollars)

Description	Balances, end of year		
	1999 actual	2000 estimate	2001 estimate
Judicial survivors' annuities fund	318	340	364
Judicial officers' retirement fund	120	144	164
Forest service trust funds	369	327	83
Miscellaneous trust funds	304	---	---
Hazardous substance superfund	495	---	---
Grants-in-aid for airports (Airport and airway trust fund)	136	50	312
Facilities and equipment (Airport and airway trust fund)	355	360	409
Federal-aid highways	20,100	23,175	26,856
Discretionary grants (Highway trust fund, Mass transit account)	340	---	---
Rivers and harbors contributed funds	189	196	225
Gifts and contributions	398	332	347
Other	<u>1,447</u>	<u>1,318</u>	<u>993</u>
NON-REVOLVING TRUST FUNDS Subtotal.....	24,571	26,242	29,753
Employees life insurance fund	20,446	21,843	23,102
Employees and retired employees health benefits funds	4,142	3,875	3,753
Other	<u>187</u>	<u>194</u>	<u>214</u>
REVOLVING TRUST FUNDS Subtotal.....	24,775	25,912	27,069
TOTAL, TRUST FUND UNOBLIGATED BALANCES.....	<u>49,346</u>	<u>52,154</u>	<u>56,822</u>

TABLE 11

## TRUST FUND UNAVAILABLE COLLECTIONS, BY AGENCY

(In millions of dollars)

Department or other unit	Balances, end of year		
	1999 actual	2000 estimate	2001 estimate
Department of Agriculture	3	4	6
Department of Defense--Military	830	827	825
Department of Health and Human Services	184,820	208,644	243,075
Department of the Interior	1	2	3
Department of Justice	---	1	2
Department of Labor	76,943	85,108	92,827
Department of State	10,156	10,700	11,268
Department of Transportation	33,969	35,760	37,282
Department of the Treasury	4	8	13
Department of Veterans Affairs	12,072	11,879	11,663
Corps of Engineers	2,261	2,341	647
Other Defense Civil Programs	149,830	156,487	162,931
Environmental Protection Agency	2,916	3,171	4,703
International Assistance Programs	---	---	---
National Aeronautics and Space Administration	15	15	15
National Science Foundation	---	3	5
Office of Personnel Management	477,477	507,804	537,100
Social Security Administration	816,778	964,708	1,123,532
Other Independent Agencies	19,796	20,605	21,191
TOTAL.....	1,787,871	2,008,067	2,247,088

---

**BRIDGES FROM BALANCES OF BUDGET  
AUTHORITY  
TO CASH BALANCES**

---



## Bridges From Balances of Budget Authority to Cash Balances

The following tables provide bridges from the balances of budget authority in expenditure<sup>1</sup> accounts to the associated cash balances in both expenditure and receipt<sup>2</sup> accounts.

The previous tables in this report provide information on the balances of budget authority that are shown in the “Program and Financing” (P&F) schedule of each expenditure account in the *Appendix* to the budget. Balances of budget authority consist of balances from:

- amounts appropriated;
- offsetting collections credited to expenditure accounts; and
- contract authority.

Balances of *appropriations* represent cash balances. No further legal action is needed to obtain cash to liquidate obligations incurred against appropriations. Balances of *offsetting collections* credited to expenditure accounts also represent cash balances. They result from laws that authorize the crediting of certain collections of cash (generally from business-like transactions, for example, the selling of stamps) directly to the expenditure accounts. However, balances of unfunded contract authority do not represent cash balances. These result from laws that provide the authority to obligate the Federal Government in anticipation of cash.

In addition, there are cash balances in special and trust fund receipt accounts that are “earmarked” by law for one or more programs (for example, the cash balances in the social security trust fund receipt accounts). Cash balances of unappropriated receipts or receipts that are precluded from obligation because of a provision of law, such as a benefit formula or limitation on obligations, are shown in the “Unavailable Collections” (N) schedules in the *Appendix* to the budget. These schedules are placed as close as possible to the P&F schedules of the expenditure accounts for which the collections have been earmarked. A “Status of Funds” (J) schedule covering all the cash balances is shown in the *Appendix* when the cash balances are large. In the case of programs with unfunded contract authority, the “N” schedules do not represent cash balances. Therefore, an adjustment must be made to arrive at cash balances.

---

<sup>1</sup> The Federal Government spends money out of "expenditure accounts", also known as appropriation or fund accounts.

<sup>2</sup> Collections are deposited in "receipt" accounts, except when authorized by law to be credited to expenditure accounts. The amounts in the receipt accounts are eventually appropriated to expenditure accounts.

TABLE 12

## FEDERAL FUND BRIDGE FROM BALANCES OF BUDGET AUTHORITY TO CASH BALANCES

(In millions of dollars)

Description	Balances, end of year		
	1999 actual	2000 estimate	2001 estimate
Federal fund balances of budget authority.....	783,822	778,835	808,941
Unfunded contract authority:			
Working capital fund, Army	1,233	1,233	1,233
Working capital fund, Navy	3,727	3,727	3,727
Working capital fund, Air Force	3,297	3,297	3,297
Working capital fund, Defense Commissary Agency	309	309	309
Working capital fund, Defense wide	5,446	5,446	5,446
Annual contributions for assisted housing	43,430	---	---
Housing certificate fund	---	43,430	42,430
Other assisted housing programs	11,669	10,998	10,287
Other	61	61	61
Sub-total, contract authority.....	69,172	68,501	66,790
Cash balances in expenditure accounts.....	714,650	710,334	742,151
Unavailable collections:			
Funds for strengthening markets, income, and su	358	895	1,980
Forest Service permanent appropriations	274	282	292
Salaries and expenses	431	544	657
National defense stockpile transaction fund	774	774	774
Abandoned mine reclamation fund	1,443	1,489	1,572
Reclamation fund	2,070	2,188	2,410
Federal aid in wildlife restoration	207	215	225
Land and water conservation fund	12,371	12,805	13,105
Historic preservation fund	2,086	2,002	1,930
Crime victims fund	988	1,060	347
Nuclear waste disposal fund	7,821	8,917	9,883
Uranium enrichment decontamination and decommis	1,612	1,987	2,335
Elk Hills school lands fund	262	262	262
Federal buildings fund	195	249	186
Guarantees of mortgage-backed securities loan g	701	7,222	7,934
Veterans reopened insurance fund	466	452	436
Overseas Private Investment Corporation noncred	2,757	2,961	3,181
Federal supplemental District of Columbia Pensi	614	831	1,060
Salaries and expenses	614	866	1,093
Other	1,350	1,377	4,763
Sub-total, unavailable collections.....	<u>37,394</u>	<u>47,378</u>	<u>54,425</u>
Total Federal fund cash balances.....	752,044	757,712	796,576

TABLE 13

## TRUST FUND BRIDGE FROM BALANCES OF BUDGET AUTHORITY TO CASH BALANCES

(In millions of dollars)

Description	Balances, end of year		
	1999 actual	2000 estimate	2001 estimate
Trust fund balances of budget authority.....	164,562	171,230	180,209
Unfunded contract authority:			
Aviation trust funds.....	2,494	2,504	2,450
Foreign military sales trust fund.....	11,740	10,250	10,220
Highway trust funds.....	54,011	58,135	63,900
Other trust funds .....	136	172	173
Sub-total, contract authority.....	68,381	71,061	76,743
Cash balance in expenditure accounts.....	96,181	100,169	103,466
Unavailable collections:			
Aviation trust funds.....	8,591	8,837	9,016
Aquatic resources trust funds.....	1,358	1,416	1,504
Education benefits fund.....	796	900	1,016
Federal disability insurance trust fund.....	85,724	105,956	127,457
Federal employee retirement funds.....	487,612	518,495	548,360
Federal hospital insurance trust fund.....	137,807	162,730	200,831
Federal old-age and survivors insurance.....	731,054	858,752	996,075
Federal supplementary medical insurance.....	45,615	44,386	40,629
Foreign military sales trust fund.....	---	---	---
Harbor maintenance trust fund.....	1,736	1,758	---
Hazardous substance superfund.....	1,539	1,594	2,913
Highway trust funds.....	23,696	25,134	26,509
Leaking underground storage tank trust fund....	1,377	1,577	1,790
Military retirement funds.....	149,135	155,686	162,013
Oil spill liability trust funds.....	839	935	868
Railroad retirement trust funds.....	16,482	17,563	18,440
Unemployment trust funds.....	76,921	85,105	92,824
Vaccine improvement program trust fund.....	1,398	1,528	1,615
Veterans life insurance funds.....	12,072	11,879	11,663
Voluntary separation incentive fund.....	786	786	786
Other trust funds .....	3,333	3,050	2,779
Sub-total, unavailable collections.....	1,787,871	2,008,067	2,247,088
Adjustments (see page      for explanation)	-8,091	-8,393	-9,724
Total Trust Fund cash balances.....	1,875,961	2,099,843	2,340,830

## **TABLE 14**

### **CREDIT REFORM - FINANCING ACCOUNTS WITH UNOBLIGATED BALANCES**

Under the Federal Credit Reform Act of 1990 (FCRA), new account structures were established for post-1991 direct loan obligations and loan guarantee commitments. All estimated subsidy costs from new direct loan obligations and loan guarantee commitments are recorded in accounts that are called “program” accounts and all cash flows are recorded in separate financing accounts. The net cash flows for these transactions are recorded outside the budget totals as a means of financing the deficit. Hence, these accounts are called “financing” accounts. In other words, only the un-reimbursed costs of making or guaranteeing new loans --- the subsidy costs, on a net present value basis, and administrative expenses, on a cash basis --- are counted in the budget totals. The FCRA authorizes financing authority, which permits obligations to be incurred and is parallel to the concept of budget authority

This table presents the unobligated balances of financing authority in the credit financing accounts. The unobligated balances in the direct loan financing accounts are needed to repay Treasury for the amounts borrowed in the past to make loans. These balances also provide working capital to pay the costs of foreclosing, managing, and selling collateral due to default. The unobligated balances in the loan guarantee financing accounts are needed to pay interest subsidies, claims to lenders when a borrower of a federally guaranteed loan is delinquent or in default, and to provide working capital to pay the costs of foreclosing, managing, and selling collateral due to default.

TABLE 14

## CREDIT REFORM - FINANCING ACCOUNTS

Description	Unobligated balances, end of year					
	(In millions of dollars)			(By percent)		
	1999	2000	2001	1999	2000	2001
<b>DIRECT LOAN UNOBLIGATED BALANCES:</b>						
Agricultural credit insurance fund direct loan financing ac	95	---	---	0.2	---	---
Rural housing insurance fund direct loan financing account	101	---	---	0.3	---	---
P.L. 480 Direct credit financing account	188	108	108	0.5	0.3	0.4
Business direct loan financing account	311	---	---	0.9	---	---
Disaster direct loan financing account	5,124	4,169	2,143	15.8	13.9	8.6
Veterans Housing Benefit Program Fund Direct Loan Financing	908	---	---	2.8	---	---
Debt reduction, financing account	66	5	9	0.2	*	*
Export-Import Bank direct loan financing account	1,550	---	---	4.7	---	---
Other	179	43	61	0.5	0.1	0.2
<b>DIRECT LOAN UNOBLIGATED BALANCES Subtotal.....</b>	<b>8,522</b>	<b>4,325</b>	<b>2,321</b>	<b>26.3</b>	<b>14.4</b>	<b>9.3</b>
<b>LOAN GUARANTEE UNOBLIGATED BALANCES:</b>						
Agricultural credit insurance fund guaranteed loan financin	104	---	---	0.3	---	---
Commodity credit corporation export guarantee financing acc	1,539	463	478	4.7	1.5	1.9
Rural housing insurance fund guaranteed loan financing acco	210	216	226	0.6	0.7	0.9
Rural business and industry guaranteed loans financing acco	107	127	127	0.3	0.4	0.5
Emergency oil and gas guaranteed loan financing account	---	128	134	---	0.4	0.5
Emergency steel guaranteed loan financing account	---	149	156	---	0.4	0.6
Health education assistance loans financing account	295	303	307	0.9	1.0	1.2
Federal family education loan program, financing account	5,338	5,528	4,285	16.5	18.4	17.3
Maritime guaranteed loan (Title XI) financing account	190	457	533	0.5	1.5	2.1
Community development loan guarantees financing account	16	32	53	*	0.1	0.2
FHA-General and special risk guaranteed loan financing acco	1,907	2,455	2,578	5.8	8.1	10.4
FHA-Mutual mortgage insurance guaranteed loan financing acc	2,980	3,377	379	9.2	11.2	1.5
Guarantees of mortgage-backed securities financing account	496	570	631	1.5	1.9	2.5
Business guaranteed loan financing account	815	663	586	2.5	2.2	2.3
Veterans Housing Benefit Program Fund Guaranteed Loan Finan	4,438	5,011	4,709	13.7	16.7	19.0
Loan guarantees to Israel financing account	550	581	612	1.7	1.9	2.4
Urban and environmental credit guaranteed loan financing ac	67	80	90	0.2	0.2	0.3
Overseas private investment corporation guaranteed loan fin	372	447	531	1.1	1.4	2.1
Export-Import Bank guaranteed loan financing account	4,312	4,931	5,807	13.3	16.4	23.4
Other	78	101	181	0.2	0.3	0.7
<b>LOAN GUARANTEE UNOBLIGATED BALANCES Subtotal.....</b>	<b>23,814</b>	<b>25,619</b>	<b>22,403</b>	<b>73.6</b>	<b>85.5</b>	<b>90.6</b>
<b>TOTAL, DIRECT LOAN AND LOAN GUARANTEE BALANCES.....</b>	<b>32,336</b>	<b>29,944</b>	<b>24,724</b>	<b>100.0</b>	<b>100.0</b>	<b>100.0</b>