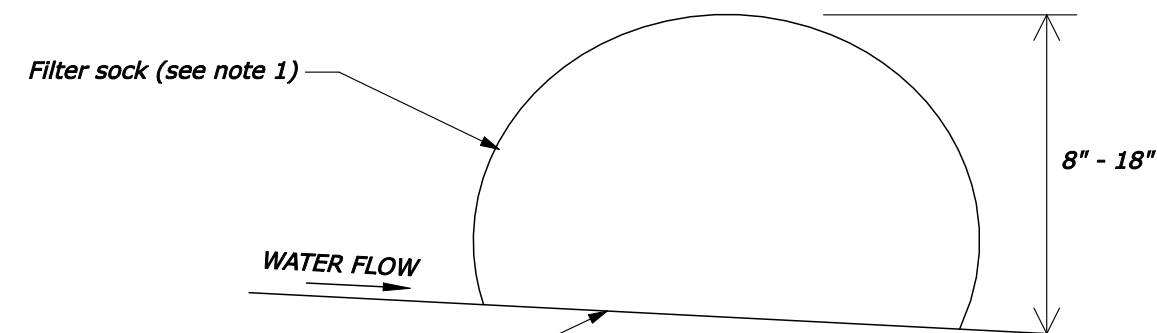


DITCH GRADE (G) *	CHECK DAM SPACING(S)	
	12" HIGH	18" HIGH
2%	50 ft	75 ft
3%	33 ft	50 ft
4%	25 ft	40 ft
5%	20 ft	30 ft
6%	16 ft	25 ft

* do not use Check Dams below 2% or above 6% ditch grades

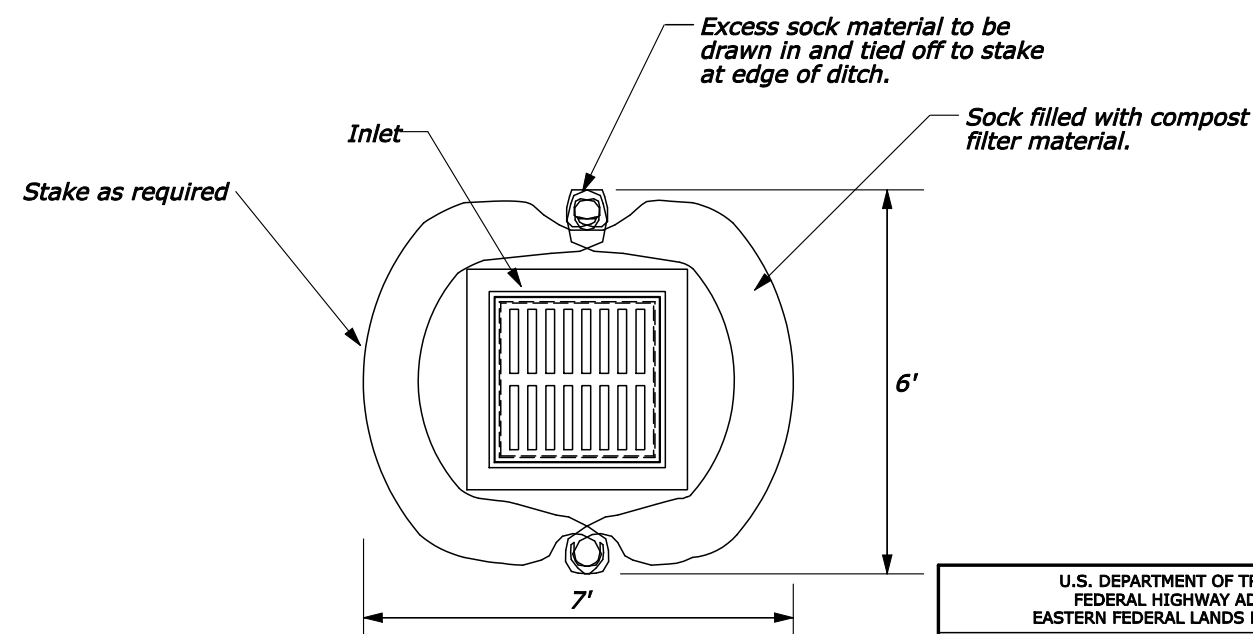
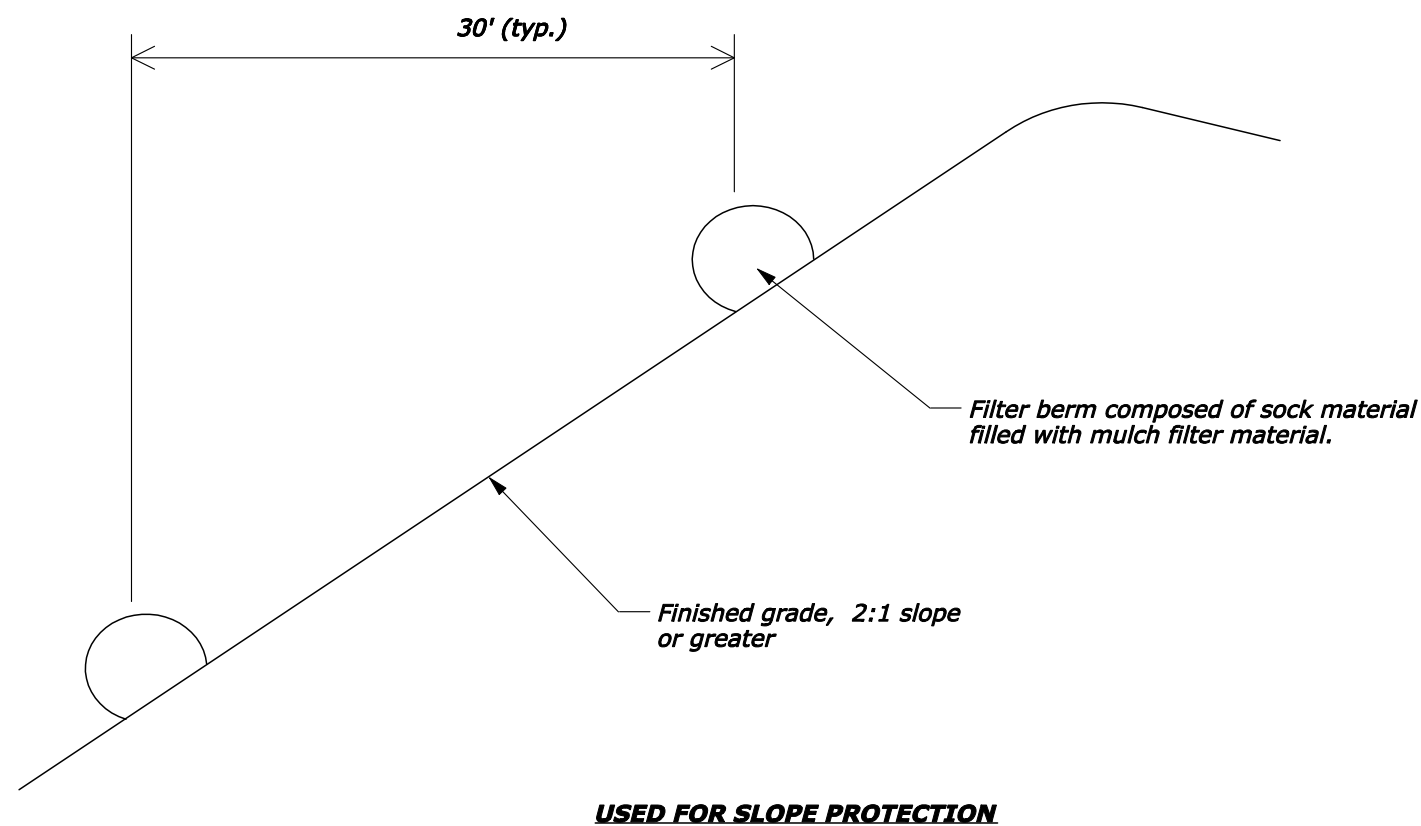
Notes:

1. Provide sock and compost materials in accordance with Section 157.
2. Maintain compost filter berm in a functional condition at all times, as directed by the CO.
3. Remove sediment at the base of the berm when it has reached 1/3 of the exposed height of the berm, or as directed by the CO.
4. Disperse the compost filter berm on site when no longer required, as directed by the CO.



To prevent undermining, securely seat the filter sock through either light compaction, anchoring with stakes or stones and/or trenching.

TYPICAL SECTION



NO SCALE

U.S. DEPARTMENT OF TRANSPORTATION FEDERAL HIGHWAY ADMINISTRATION EASTERN FEDERAL LANDS HIGHWAY DIVISION	
U.S. CUSTOMARY DETAIL	
FILTER BERM	
DETAIL APPROVED FOR USE	DETAIL
REVISED: 04/07 07/07	E157-04