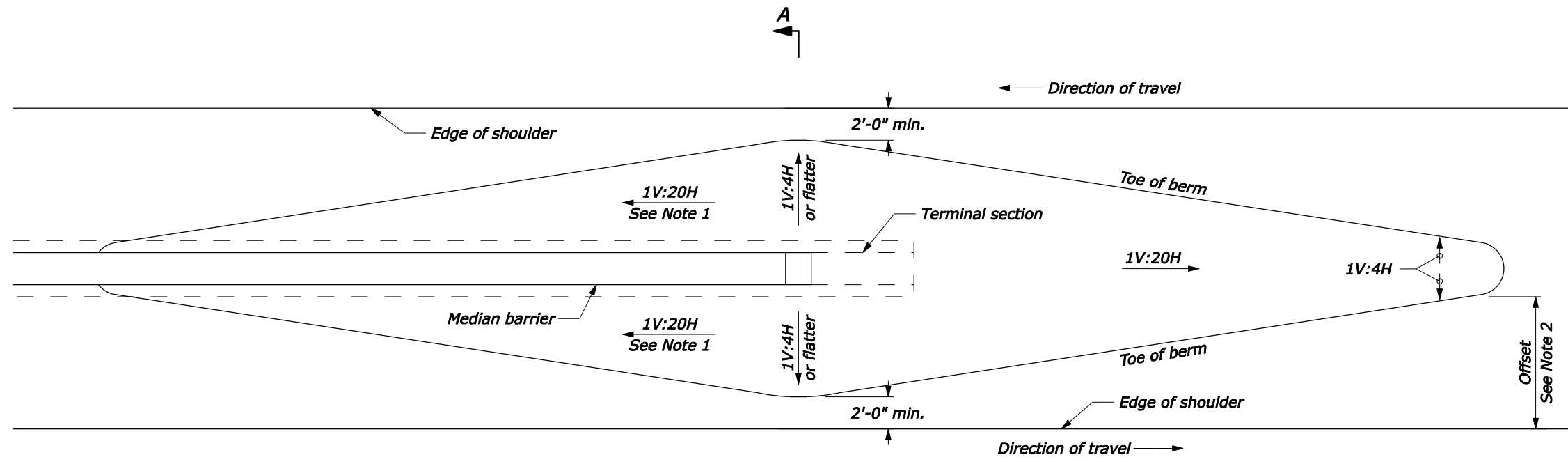
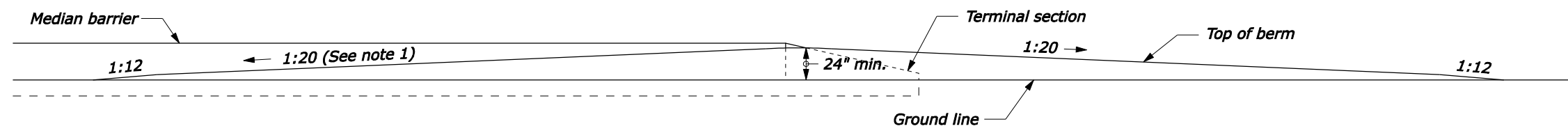


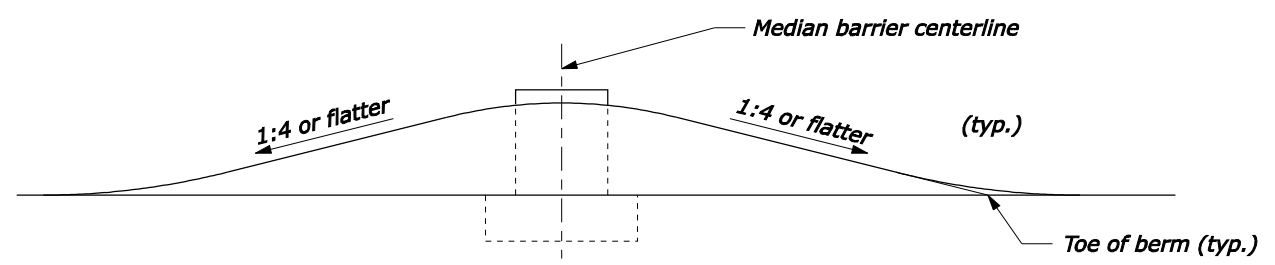
- NOTE:**
1. The 1V:20H slope shown is the desired slope. Adjust the slope to a maximum of 1V:6H to meet field conditions as directed by the CO.
 2. Minimum distance for offset should be the clear zone established for the project. Do not use earth berm at the barrier end if it cannot be constructed at or beyond the minimum clear zone distance.



(typ.)
PLAN



ELEVATION



SECTION A-A

NO SCALE

U.S. DEPARTMENT OF TRANSPORTATION FEDERAL HIGHWAY ADMINISTRATION FEDERAL LANDS HIGHWAY	
U.S. CUSTOMARY STANDARD	
EARTH BERM FOR MEDIAN BARRIER TERMINAL SECTIONS	
STANDARD APPROVED FOR USE 3/1990 REVISED: 6/2005	STANDARD 204-2

06-Oct-2005 12:33 PM F:\StdDraw\std20402.dgn [US Customary]