



www.epa.gov/hhrp

HUMAN HEALTH RESEARCH PROGRAM

BUILDING A SCIENTIFIC FOUNDATION FOR SOUND ENVIRONMENTAL DECISIONS

Human Health Research Program (2006-2013)

OVERVIEW OF LTG-2:

Cumulative Risk

Linda Sheldon (NERL)

LTG Lead

BOSC Review, 2009

Background

- EPA is responsible for protecting public health from environmental stressors
 - Uses risk assessment to do this
 - Risk = Exposure x Hazard
 - Historically, very simplistic approach
 - Single chemical, single pathway ,deterministic
- What we had for early environmental problem – high concentration, high toxicity chemicals
- Not adequate for today's complex problems – low levels of many chemicals and other stressors

Background

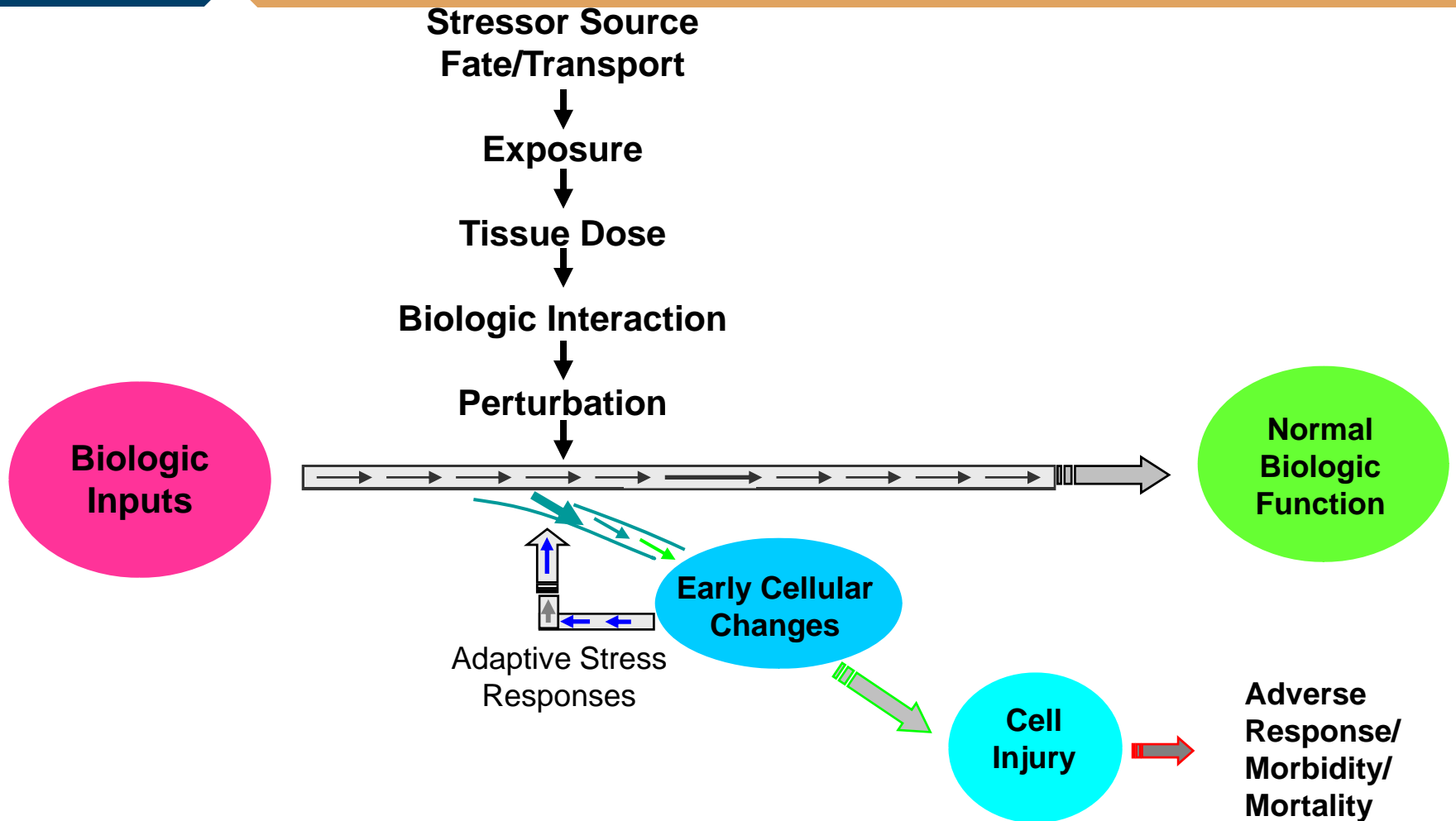
- Legislation in the late 1990's required us to move beyond this approach (FQPA, SDWA)
- Risk assessments must consider
 - Aggregate exposures – exposures from all sources, routes, and pathways for a single chemical
 - Cumulative risk -- risk from aggregate exposures to all chemicals with a common MOA
 - Special consideration for susceptible populations, including infants and children, elderly, groups with preexisting disease

Broader Scope of Cumulative Risk

- Risks associated with exposure to chemical and nonchemical stressors including social, economic, behavioral, etc
 - 1997 EPA administrator memorandum
 - National Academy of Public Administrators
 - Environmental Justice
 - EPA Risk Assessment Forum

Improved approaches are needed

- Currently blunt tools
 - For both health outcomes and exposure
 - Little linkage between the two
- Understanding Cumulative Risk will require us to move beyond these tools
- A ***systems approach*** is needed that
 - describes the processes
 - links the processes



NRC, 2007

For risk assessment, a systems approach is needed

Toxicity Testing in the Twenty-first Century: A Vision and a Strategy, NAS, June 2007.

NRC- Toxicity Testing in the 21st Century

- Articulates the need for new tools and approaches for risk assessment
- Incorporates a systems approach
- LTG 2 research is consistent with this new vision
 - Research to understand and link the processes

A Systems Approach is Feasible

- New tools are available and constantly developing
 - Better and more sensitive analytical methods
 - New 'omic tools
 - Advance computational methods
 - Development of databases
 - New analysis methods
 - Better computing power to develop and link models

LTG 2 Research Tracks

- Overall goal: develop scientific knowledge and tools to understand and predict cumulative risks that reflect real-world situations
 - Track 1 – science, modeling tools and data to conduct legislatively mandated cumulative risk assessment (CRA)
 - Track 2 – evaluates biomarkers for use in CRAs and in understanding the processes and linkages that lead to risk
 - Track 3 – evaluate cumulative risk from chemical and non-chemical stressors, moves beyond strict legislative mandates to evaluate risks in the real-world context of public health protection

Links to Other LTGs/MYPs

- Overall goals
 - understands the processes,
 - develops models that mathematically describe and link processes
- Data developed in LTG 1 (biological mechanisms) and LTG 3 (Susceptible populations) used to develop and evaluate models
- Enhance science and tools used in LTGs 3 and 4 and other MYPs (air, EDCs, Safe Pesticides, etc.)
- Linked source-to-outcome models developed here are applied directly in LTG 4

Track 1: Conducting Cumulative Risk Assessments

- Overall goal: develop and enhance the scientific understanding, data, and modeling tools for CRAs focusing on chemicals with common MOA
- Science Questions
 - What new scientific knowledge is needed?
 - Can linked cumulative risk models be built?
 - How can tools be used to inform/or conduct enhanced cumulative assessment?

Track 1 Approach

- Iterative approach to develop and apply methods for specific risk assessments
 - OP pesticides
 - Carbamate pesticides
 - Pyrethroid pesticides
- Fundamental science
 - Biological – chemical interactions, mode of action, mechanism of interaction, low dose effects, linking toxicity with PBPK outputs
 - Exposure – exposure levels and cooccurrence of chemicals, linked exposure/PBPK models

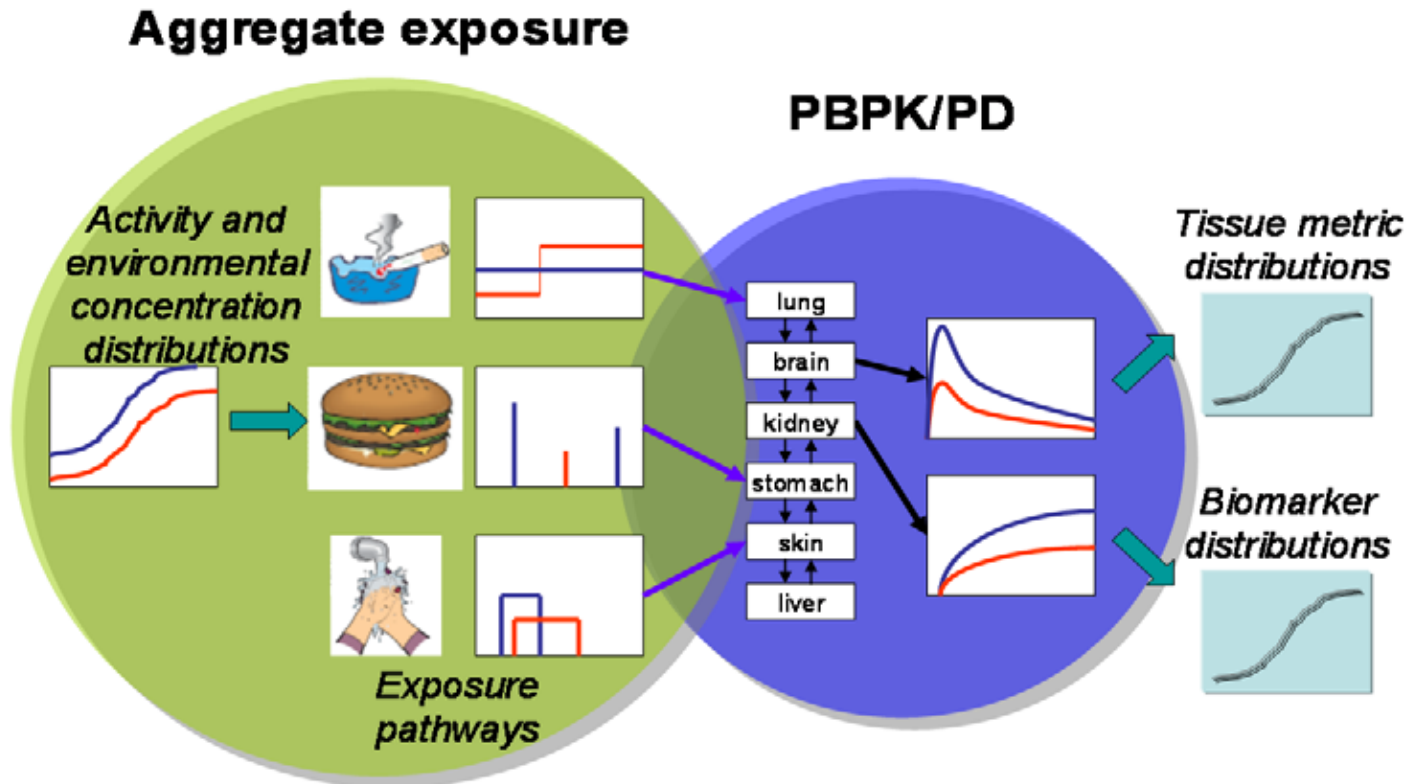


Figure 2. Schematic of linked Exposure and Dose Models

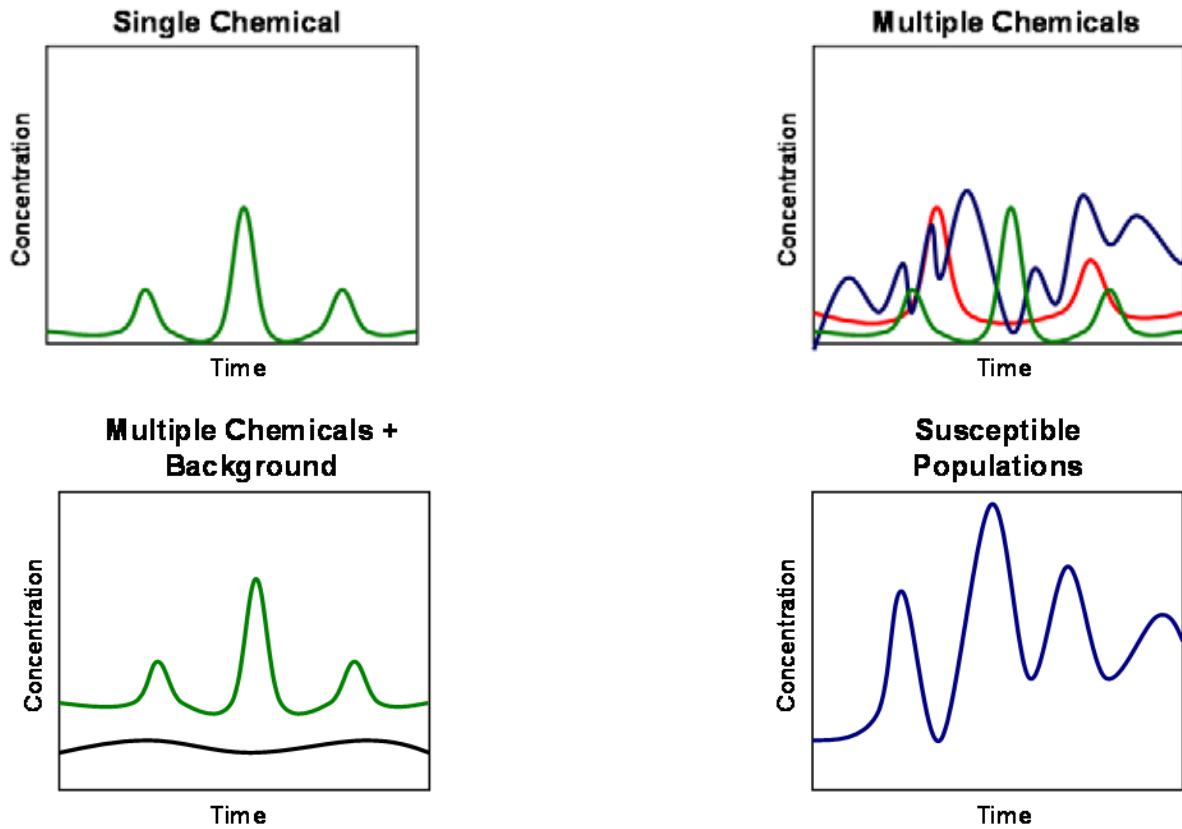


Figure 3 Outputs for linked exposure/dose model under different Scenarios

Track 2: Biomonitoring to Improve Risk Assessment

- Goal: Develop the scientific knowledge and tools that will allow us to use biomonitoring data to improve future cumulative risk assessment
- Science Questions
 - What is the state-of-the-science for using biomarkers in risk assessment
 - What new science and approaches can be used to enhance the use of biomarkers of exposure (and effects) in cumulative risk assessments?
 - How can environmental and biomarker measurements be linked in a conceptual model of exposure, dose, and susceptibility for identifying the toxicological pathways from stressor source to adverse health effect?

Track 2: Approach

- Exposure biomarkers in risk assessment
 - exposure (human) ↔ exposure (rat)
 - biomarker (human) ↔ exposure (rat)
 - Analyze existing databases for relationships
 - Develop exposure/PBPK models
 - Develop methods for reverse dosimetry
- Understand linkages between exposure and biomarker measurement
 - Exploratory measurement studies

Track 3: Cumulative Risk to Real World Stressors

- Goal: develop methods to evaluate risk for exposures to chemical and non chemical stressors
- Science Question:
 - How do we estimate cumulative exposures for various chemical and nonchemical stressors?
- Uses
 - Epidemiological Studies such as NCS
 - Cumulative Risk Assessments
 - Evaluating Risk Management options and outcomes

Track 3: Approach

- Focus on Community – fundamental issues occur within this domain
- Evaluation of state of the science
 - Tools and their applications
 - Effectiveness of tools
- Develop and application of tools
 - Models for NCS
 - Community risk tools including STAR grants
 - Applied to Accountability Projects in LTG 4

Outputs and Uses of Research

- CRA methods directly used by OPP in CRAs for pesticides
- Enhanced CRA methods used by other Agency risk assessors
- Tools for using biomonitoring in CRA will be used directly by EPA program offices in future risk assessments
- Guidance for collecting and using biomarkers will be used to improve future exposure and epidemiological studies
- Methods for assessing cumulative exposures in communities will be used
 - By researcher in future epidemiological studies,
 - CARE partners for community risk assessments
 - Regions and local communities to assess risk options