



UNITED STATES ENVIRONMENTAL PROTECTION AGENCY
REGION 5
77 WEST JACKSON BOULEVARD
CHICAGO, IL 60604-3590

JAN 29 2009

REPLY TO THE ATTENTION OF:
LC-8J

EXPRESS MAIL AND ELECTRONIC

Mr. James Hagedorn, CEO and COB
The Scotts Miracle-Gro Company
14111 Scottslawn Road
Marysville, Ohio 43041

Re: Stop Sale, Use or Removal Order
The Scotts Miracle-Gro Company, The Scotts Company LLC, and The Scotts Company
d/b/a The Ortho Group

Dear Mr. Hagedorn:

Enclosed is a Stop Sale, Use, and Removal Order (Order) from the United States Environmental Protection Agency (EPA) concerning the pesticide products identified in this Order as "Halts," EPA Reg. No 538-192; "Starter Fertilizer Plus Crabgrass Control," EPA Reg. No. 538-60; "Super Turf Builder with Plus 2 Weed Control," EPA Reg. 538-280; "Crabgrass Preventer Plus Lawn Fertilizer," EPA Reg. No. 539-202; and "Talstar 0.086 Lawn Granular Insecticide with Fertilizer," EPA Reg. No. 279-3203-538. The Order shall extend to all quantities and sizes of the violative pesticide products and related pesticide products, as described in the enclosed Order. The Order is effective immediately.

Section 13(a) of FIFRA, 7 U.S.C. § 136k(a), authorizes the Administrator of the EPA to issue an order prohibiting the sale, use, or removal of any pesticide by any person who owns, controls, or has custody of such pesticide whenever there is reason to believe that the pesticide is in violation of any provision of FIFRA or has been or is intended to be distributed or sold in violation of any provision of FIFRA. The EPA has reason to believe that The Scotts Miracle-Gro Company and The Scotts Company LLC have been and intend to distribute and sell the violative pesticide products.

If you have any questions about this matter or wish to request an informal conference to discuss these alleged violations, you may contact Terence Bonace (LC-8J), Enforcement Officer, Pesticides and Toxics Compliance Section, at the above address, or by telephone at

(312) 886-3387. For any legal matters concerning this Order, please contact Jeffery Trevino (C-14J), Associate Regional Counsel, at the above address, or by telephone at (312) 886-6729.

Sincerely,

 for MK

Mardi Klevs, Chief
Chemicals Management Branch

Enclosure



UNITED STATES ENVIRONMENTAL PROTECTION AGENCY

REGION 5

77 WEST JACKSON BOULEVARD
CHICAGO, IL 60604-3590

JAN 29 2009

REPLY TO THE ATTENTION OF:
LC-8J

EXPRESS MAIL AND ELECTRONIC

Mr. James Hagedorn
The Scotts Company LLC
14111 Scottslawn Road
Marysville, Ohio 43041

Re: Stop Sale, Use or Removal Order
The Scotts Miracle-Gro Company, The Scotts Company LLC, and The Scotts Company
d/b/a The Ortho Group

Dear Mr. Hagedorn:


Enclosed is a Stop Sale, Use, and Removal Order (Order) from the United States Environmental Protection Agency (EPA) concerning the pesticide products identified in this Order as "Halts," EPA Reg. No 538-192; "Starter Fertilizer Plus Crabgrass Control," EPA Reg. No. 538-60; "Super Turf Builder with Plus 2 Weed Control," EPA Reg. 538-280; "Crabgrass Preventer Plus Lawn Fertilizer," EPA Reg. No. 539-202; and "Talstar 0.086 Lawn Granular Insecticide with Fertilizer," EPA Reg. No. 279-3203-538. The Order shall extend to all quantities and sizes of the violative pesticide products and related pesticide products, as described in the enclosed Order. The Order is effective immediately.

Section 13(a) of FIFRA, 7 U.S.C. § 136k(a), authorizes the Administrator of the EPA to issue an order prohibiting the sale, use, or removal of any pesticide by any person who owns, controls, or has custody of such pesticide whenever there is reason to believe that the pesticide is in violation of any provision of FIFRA or has been or is intended to be distributed or sold in violation of any provision of FIFRA. The EPA has reason to believe that The Scotts Miracle-Gro Company and The Scotts Company LLC have been and intend to distribute and sell the violative pesticide products.

If you have any questions about this matter or wish to request an informal conference to discuss these alleged violations, you may contact Terence Bonace (LC-8J), Enforcement Officer, Pesticides and Toxics Compliance Section, at the above address, or by telephone at

(312) 886-3387. For any legal matters concerning this Order, please contact Jeffery Trevino (C-14J), Associate Regional Counsel, at the above address, or by telephone at (312) 886-6729.

Sincerely,

A handwritten signature in black ink, appearing to read "Mardi Klevs for MK". The signature is written in a cursive, somewhat stylized font.

Mardi Klevs, Chief
Chemicals Management Branch

Enclosure

**UNITED STATES ENVIRONMENTAL PROTECTION AGENCY
REGION 5**

In the Matter of:

**The Scotts Miracle-Gro Company,
The Scotts Company LLC,
14111 Scottslawn Road
Marysville, Ohio 43041**

Respondents.

)
)
)
)
)
)
)
)
)
)
)

**STOP SALE, USE, OR
REMOVAL ORDER**

I. Authorities

1. Section 13(a) of the Federal Insecticide, Fungicide, and Rodenticide Act, as amended, (FIFRA), 7 U.S.C. § 136k(a), authorizes the Administrator of the U.S. Environmental Protection Agency to issue an order prohibiting the sale, use, or removal of any pesticide or device by any person who owns, controls, or has custody of such pesticide or device whenever there is reason to believe that, *inter alia*, the pesticide or device is in violation of FIFRA, or the pesticide or device has been or is intended to be distributed or sold in violation of FIFRA.
2. This authority has been delegated from the EPA Administrator to the Chief of the Chemicals Management Branch, Land and Chemicals Division, EPA, Region 5.

II. Background

3. Section 12(a)(1)(B) of FIFRA, 7 U.S.C. § 136j(a)(1)(B), states that it shall be unlawful for any person in any state to distribute or sell to any person any registered pesticide if any claims made for it as a part of its distribution or sale substantially differ from any claims made for it as a part of the statement required in connection with its registration under Section 3 of FIFRA.

4. Section 12(a)(1)(C) of FIFRA, 7 U.S.C. § 136j(a)(1)(C), states that it shall be unlawful for any person in any state to distribute or sell to any person any pesticide the composition of which differs at the time of its distribution or sale from its composition as described in the statements required in connection with their registration under Section 3 of FIFRA in violation of Section 12(a)(1)(C) of FIFRA, 7 U.S.C. § 136j(a)(1)(C).
5. Section 12(a)(2)(I) of FIFRA, 7 U.S.C. § 136j(a)(2)(I), states that it shall be unlawful for any person to violate any order issued under Section 13 of FIFRA.
6. Section 2(s) of FIFRA, 7 U.S.C. § 136(s), defines a “person” as any individual, partnership, association, corporation, or any organized group of persons whether incorporated or not.
7. Section 2(gg) of FIFRA, 7 U.S.C. § 136(gg), defines “to distribute or sell” as to distribute, sell, offer for sale, hold for distribution, hold for sale, hold for shipment, ship, deliver for shipment, release for shipment, or receive and (having so received) deliver or offer to deliver.
8. Section 2(u) of FIFRA, 7 U.S.C. § 136(u), defines a “pesticide” as any substance or mixture of substances intended for preventing, destroying, repelling, or mitigating any pest. *See also* 40 C.F.R. § 152.15.
9. The Scotts Company is the Registrant of Record for the company number 538 assigned by EPA.
10. The Scotts Company merged into The Scotts Company, LLC.
11. The Scotts Miracle-Gro Company is the parent corporation of The Scotts Company, LLC, and owns and markets the Scotts’ brands through its subsidiaries.

12. The Scotts Company, LLC is affiliated with The Scotts Miracle-Gro Company.
13. The Scotts Company, LLC, and The Scotts Miracle-Gro Company are “persons” within the definition of FIFRA.
14. This Order refers to the Scotts Company, LLC, and The Scotts Miracle-Gro Company and all of their divisions, offices, branches and subsidiaries, collectively, as “the Respondents.”
15. “Halts” (EPA Registration Number 538-192) is a “pesticide” within the meaning of FIFRA and is intended for preventing, destroying, repelling, or mitigating weeds.
16. EPA has reason to believe that Respondents have distributed or sold “Halts” with labeling claims that substantially differ from claims made for it as a part of the statements required in connection with its registration under Section 3 of FIFRA in violation of Section 12(a)(1)(B) of FIFRA, 7 U.S.C. § 136j(a)(1)(B), and with composition that differs from the composition described in the statement required in connection with its registration under Section 3 of FIFRA in violation of Section 12(a)(1)(C) of FIFRA, 7 U.S.C. § 136j(a)(1)(C).
17. “Starter Fertilizer Plus Crabgrass Control” (EPA Registration Number 538-60) is a “pesticide” within the meaning of FIFRA and is intended for preventing, destroying, repelling, or mitigating weeds.
18. EPA has reason to believe that Respondents have distributed or sold “Starter Fertilizer Plus Crabgrass Control” with labeling claims that substantially differ from claims made for it as a part of the statements required in connection with its registration under Section 3 of FIFRA in violation of Section 12(a)(1)(B) of FIFRA, 7 U.S.C. § 136j(a)(1)(B), and with composition that differs from the composition described in the statement required in

connection with its registration under Section 3 of FIFRA in violation of Section 12(a)(1)(C) of FIFRA, 7 U.S.C. § 136j(a)(1)(C).

19. “Super Turf Builder with Plus 2 Weed Control” (EPA Registration Number 538-280) is a “pesticide” within the meaning of FIFRA and is intended for preventing, destroying, repelling, or mitigating weeds.
20. EPA has reason to believe that Respondents have distributed or sold “Super Turf Builder with Plus 2 Weed Control” with labeling claims that substantially differ from claims made for it as a part of the statements required in connection with its registration under Section 3 of FIFRA in violation of Section 12(a)(1)(B) of FIFRA, 7 U.S.C. § 136j(a)(1)(B), and with composition that differs from the composition described in the statement required in connection with its registration under Section 3 of FIFRA in violation of Section 12(a)(1)(C) of FIFRA, 7 U.S.C. § 136j(a)(1)(C).
21. “Crabgrass Preventer Plus Lawn Fertilizer” (EPA Registration Number 538-202) is a “pesticide” within the meaning of FIFRA and is intended for preventing, destroying, repelling, or mitigating weeds.
22. EPA has reason to believe that Respondents have distributed or sold “Crabgrass Preventer Plus Lawn Fertilizer” with labeling claims that substantially differ from claims made for it as a part of the statements required in connection with its registration under Section 3 of FIFRA in violation of Section 12(a)(1)(B) of FIFRA, 7 U.S.C. § 136j(a)(1)(B), and with composition that differs from the composition described in the statement required in connection with its registration under Section 3 of FIFRA in violation of Section 12(a)(1)(C) of FIFRA, 7 U.S.C. § 136j(a)(1)(C).

23. “Talstar 0.086 Lawn Granular Insecticide with Fertilizer” (EPA Registration Number 279-3203-538) is a “pesticide” within the meaning of FIFRA and is intended for preventing, destroying, repelling, or mitigating insects.
24. EPA has reason to believe that Respondents have distributed or sold “Talstar 0.086 Lawn Granular Insecticide with Fertilizer” with labeling claims that substantially differ from claims made for it as a part of the statements required in connection with its registration under Section 3 of FIFRA in violation of Section 12(a)(1)(B) of FIFRA, 7 U.S.C. § 136j(a)(1)(B).

III. Order

25. The Respondents are hereby ordered to **immediately** cease the distribution or sale of “Halts,” “Starter Fertilizer Plus Crabgrass Control,” “Super Turf Builder with Plus 2 Weed Control,” “Crabgrass Preventer Plus Lawn Fertilizer,” and “Talstar 0.086 Lawn Granular Insecticide with Fertilizer” including but not limited to all of these products’ alternate brand names (collectively, the “violative pesticide products”), which are within the ownership, control, or custody of the Respondents, wherever the violative pesticide products are located.
26. The violative pesticide products shall not be sold, offered for sale, held for sale, shipped, delivered for shipment, received; or having been so received, shall not be delivered, offered for delivery, moved, or removed for disposal from any facility or establishment of the Respondents, for any reason, other than in accordance with the provisions of this Order or such further Orders as may be issued by EPA in connection with the violative pesticide products.

27. For “Halts,” this Order shall pertain to all quantities of “Halts” whose labeling does not conform to labeling accepted by EPA on October 6, 2003 (Attachment 1), and to any subsequent label changes submitted to EPA as notifications or amendments and accepted by EPA, and whose composition does not conform to the Confidential Statement of Formula accepted by EPA on March 31, 1999 or any subsequent Confidential Statement of Formula submitted to EPA and accepted by EPA.
28. For “Starter Fertilizer Plus Crabgrass Control” this Order shall pertain to all quantities of “Starter Fertilizer Plus Crabgrass Control” whose labeling does not conform to labeling accepted by EPA on August 31, 2006 (Attachment 2), and to any subsequent label changes submitted to EPA as notifications or amendments and accepted by EPA, and whose composition does not conform to the Confidential Statements of Formula accepted by EPA on October 16, 2000 or the Confidential Statement of Formula accepted by EPA on October 3, 2008, or any subsequent Confidential Statement of Formula submitted to EPA and accepted by EPA.
29. For “Super Turf Builder with Plus 2 Weed Control ,” this Order shall pertain to all quantities of “Super Turf Builder with Plus 2 Weed Control” whose labeling does not conform to labeling accepted by EPA on September 24, 2008 (Attachment 3), and to any subsequent label changes submitted to EPA as notifications or amendments and accepted by EPA, and whose composition does not conform to the Confidential Statement of Formula accepted by EPA on July 29, 2008 or any subsequent Confidential Statements of Formula submitted to EPA and accepted by EPA.
30. For “Crabgrass Preventer Plus Lawn Fertilizer,” this Order shall pertain to all quantities of “Crabgrass Preventer Plus Lawn Fertilizer” whose labeling does not conform to

labeling accepted by EPA on May 16, 2006 (Attachment 4), and to any subsequent label changes submitted to EPA as notifications or amendments and accepted by EPA, and whose composition does not conform to the Confidential Statement of Formula accepted by EPA on March 22, 2004 or the Confidential Statement of Formula accepted by EPA on June 19, 2007, or any subsequent Confidential Statement of Formula submitted to EPA and accepted by EPA.

31. For “Talstar 0.086 Lawn Granular Insecticide with Fertilizer,” this Order shall pertain to all quantities of “Talstar 0.086 Lawn Granular Insecticide with Fertilizer” whose labeling does not conform to labeling accepted by EPA on March 29, 2008, and to any subsequent label changes submitted to EPA as notifications or amendments and accepted by EPA (Attachment 5).
32. Respondents may immediately begin shipping or distributing the violative pesticide products for the purpose of reformulating and relabeling and repackaging, within Respondents’ registered pesticide producing establishments or registered pesticide producing establishments under contract to Respondents.
33. Respondents will relabel the violative pesticide products using only the most recent EPA labels that were accepted in connection with the registration of the products and in accordance with any other terms and conditions set forth as part of that acceptance and any subsequent label changes submitted to EPA as notifications or amendments and accepted by EPA.
34. Respondents will reformulate the violative pesticide products using only the most recent Confidential Statements of Formula that were accepted in connection with the

registration of the products, or in accordance with any other Confidential Statement of Formula submitted subsequently to EPA and accepted by EPA.

35. In addition, Respondents may distribute, for the purposes of disposal, the violative pesticide products in compliance with federal, state and local laws and regulations for such disposal.
36. Respondents must retain custody of at least 5 unaltered and uncompromised violative units of each SKU of each of the violative pesticide products; and release those retained units into EPA custody upon EPA's request.
37. Respondents must create and maintain a daily record of the disposal of the violative pesticide products. This record must list the following information for each day, with separate entries for each location where disposal occurred on that day: 1) location of disposal, including name, address, contact person and telephone number; 2) product EPA Reg. No. and SKU; and 3) number of units disposed of each SKU of each product. Respondent must maintain this documentation for five years from each date of disposal and must produce this documentation to EPA or to state pesticide regulatory agencies upon request. Until it receives written notice from EPA to the contrary, Respondent must also provide this documentation to EPA monthly and must provide to EPA an annual summary of this documentation. Respondent must submit documents to the following person, or to such other person as EPA designates in writing:


Terry Bonace
Enforcement Officer
Land & Chemicals Division
U.S. EPA Region 5
77 W. Jackson Blvd. (LC-8J)
Chicago IL 60604

bonace.terence@epamail.epa.gov

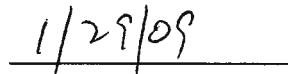
38. Respondents may resume distribution and production of the violative pesticide products, provided the violative pesticide products comply with the terms and conditions of their latest accepted labels, any subsequent label changes submitted to EPA as notifications or amendments and accepted by EPA and are produced according to the Confidential Statements of Formula accepted by the Office of Pesticide Programs, and the terms and conditions of this order.
39. Any agent, owner, or operator of the Respondents violating the terms or provisions of this Order may subject the violator to civil or criminal penalties as prescribed in Section 14 of FIFRA, 7 U.S.C. § 136l.
40. The issuance of this Order shall not constitute a waiver by EPA of its remedies, either judicial or administrative, under FIFRA or any other federal environmental law, to address this matter or any other matters of unlawful acts not specified in this Order.
41. This Order shall be effective IMMEDIATELY upon receipt by the Respondents.

IV. OTHER MATTERS

42. For any additional information about this Stop Sale, Use, or Removal Order, please contact Terry Bonace, Enforcement Officer at (312) 886-3387. For any legal matters concerning this Order, you are encouraged to contact, Jeffery M. Trevino, Associate Regional Counsel, at (312) 886-6729.



Mardi Klevs
Chief
Chemicals Management Branch



Date

Attachment 1

538-192

10/06/2003

1/11



UNITED STATES ENVIRONMENTAL PROTECTION AGENCY
WASHINGTON, D.C. 20460

OCT -6 2003

OFFICE OF
PREVENTION, PESTICIDES AND
TOXIC SUBSTANCES

Ms. Sheila R. Kendrick
The Scotts Company
14111 Scottslawn Road
Marysville, OH 43041

Dear Ms. Kendrick:

Subject: Scotts Halts
EPA Registration Number 538-192
Application dated September 19, 2003


The labeling referred to above, submitted in connection with registration under the Federal Insecticide, Fungicide, and Rodenticide Act as amended is acceptable, provided you make the following changes before you release the product for shipment.

1. Remove "highly" from under Claims Regarding "What it does":
"Highly effective pre-emergent control of crabgrass, foxtail, spurge, oxalis and other grassy and broadleaf weeds. Remove "highly" also from the Optional Back Panel Claims.
2. Remove the following sentences from under Precautionary Statements and place under "General Precautions and Restrictions section: "Do not contaminate feed or foodstuffs." "Do not graze treated areas." "Do not feed clippings to livestock."
3. Add the following in a box called "User Safety Recommendations":
"Wash hands before eating, drinking, chewing gum, using tobacco or using the toilet. Users should remove clothing immediately if pesticide gets inside. Then wash thoroughly and put on clean clothing."
4. Add Application rate to both options in Directions for Use.
5. Add "Maximum application rate of 2.0 lbs active ingredient per acre."
6. Revise Environmental Hazards statement to:
"This pesticide is toxic to fish. Runoff from treated areas may be hazardous to aquatic organisms in neighboring areas. Do not apply directly to water, or to areas where surface water is present or to intertidal areas below the mean high water mark. Do not contaminate water when disposing of equipment washwaters."

- 7. It is recommended that you provide a toll free emergency contact number under the First Aid statements.
- 8. Remove "wash after handling" from Precautionary Statements.

Submit three (3) copies of final printed labeling incorporating the above changes before you release the product for shipment. Amended labeling will supercede all previously accepted ones. A stamped copy of labeling is enclosed for your records.

Sincerely,



James A. Tompkins, haj
Product Manager 25
Herbicide Branch
Registration Division (7505C)

Pending EPA Approval



EPA #538-192



FRONT

(Scotts)

Halts®

(NOTE: The description above will be inverted)

XXXXX

(ILLUST)

TREATS XX,XXX SQ FT

SCOTTS®
HALTS®
BRAND
Crabgrass Preventer

OPTIONAL BRANDING

Crabgrass Preventer
Grassy Weed Preventer

OPITONAL FRONT PANEL CLAIMS

[Claims regarding "What it is..."]

- Prevents crabgrass
- Apply in early spring for season-long prevention
- Treats up to 5,000 sq. ft.

[Claims regarding "What it does..."]

- Prevent crabgrass all season long
- A complete crabgrass barrier all season long
- Stops crabgrass before it sprouts
- Delivers pre- and early post-emergent crabgrass control
- Highly effective pre-emergent control of crabgrass, foxtail, spurge, oxalis and other grassy and broadleaf weeds
- Prevents crabgrass all season-long
- Single application prevents crabgrass all season-long
- Stops crabgrass before it starts
- Early post-emergent control extends application window
- Halts forms a barrier in the soil which prevents crabgrass, foxtail, spurge, barnyardgrass, fall panicum, goosegrass, purslane and oxalis (common yellow woodsorrel) from sprouting and appearing above ground level.
- Stops crabgrass, foxtall, spurge and 6 other problem weeds before they start
- Prevents crabgrass and other weeds in dormant lawns

[Claims regarding the fertilizer properties]

- Contains no fertilizer
- Can be applied alone, or in conjunction with other lawn products
- Prevents crabgrass without a fertilizer application
- Prevents crabgrass without promoting grass growth

ACCEPTED with COMMENTS in EPA Letter Dated

OCT 6 2003

Under the Federal Insecticide, Fungicide, and Rodenticide Act as amended, for the pesticide registered under EPA Reg. No.

538-192



Pending EPA Approval

SCOTTS®
No-Quibble
Guarantee®
SEE BACK FOR DETAILS

NET WEIGHT XX LBS

KEEP OUT OF REACH OF CHILDREN
CAUTION
See back for additional precautionary statements.

ACTIVE INGREDIENT:	
Pendimethalin†.....	1.71%
OTHER INGREDIENTS.....	98.29%
	Total 100.00%

†CAS# 40487-42-1

Gussets

XXXXX (Scotts®)

SCOTTS®
No-Quibble
Guarantee
SEE BACK FOR DETAILS

(Name)
Treats XX,XXX Square Feet
Stock Number

BACK

PULL TAB
and remove for
pour spout
(ILLUS.)

XXXXX
XM
TREATS XX,XXX SQ FT

PROOF OF
PURCHASE

Easy
Open PULL HERE -

Cut Here To Open
(Scissors Illust)

Pending EPA Approval

OPTIONAL BACK PANEL CLAIMS

"Scotts [to be named] provides a simple, easy to use answer for the toughest lawn problems. Their highly effective ingredients treat the lawn and control the problem. Scotts [to be named] [contains no fertilizer and] can be used alone, or with other products to solve your lawn problems."

Scotts [to be named] provides a simple, easy to use answer for the toughest lawn problems. Halts forms a barrier in the soil to prevent crabgrass, foxtail, spurge, barnyardgrass, fall panicum, goosegrass, and oxalis from sprouting and appearing above ground level. It [contains no fertilizer and] can be used alone, or with other products to solve your lawn problems.

OR

Scotts LawnCare Tips

The best weed prevention begins with a complete lawn care program. Tips for a weed-free lawn:


- 1) Feeding your lawn regularly using Scotts Annual Lawn Care Program to help it crowd out weeds and make it difficult for them to establish.
- 2) Mow your lawn at the recommended height. Mowing too short weakens the lawn and allows sun to reach weed seeds.
- 3) Make sure the lawn receives 1-inch per week of water. Weeds thrive in drought conditions, and steal water and nutrients from the grass.

Prevents germination of

- Barnyardgrass
- Corn Speedwell
- Chickweed
- Crabgrass
- Fall panicum
- Foxtail
- Henbit
- Goosegrass
- Oxalis (common yellow woodsorrel)
- Poa annua*
- Purslane
- Spurge

What to expect

- Scotts® HALTS® forms a barrier in the soil to prevent the emergence crabgrass all season-long.
- This product controls crabgrass within a few weeks of germination [-or- in its early stages of growth]. This product does not control mature crabgrass and other existing weeds.
- Growing [-or- Established/Mature/Visible] broadleaf weeds, such as dandelions, can be controlled with products like Scotts Turf Builder with Plus 2 Weed Control.



Pending EPA Approval

6/11

NOTE TO PM: OPTION #1 DIRECTIONS FOR USE

Directions for use

It is a violation of federal law to use this product in a manner inconsistent with its labeling

Where to use

- For use on all lawns and grass types **except dichondra or bentgrass lawns.**

When to use

- Apply in early spring before crabgrass germinates in your area.
- Apply in the fall to prevent moss (except California) or germination of *Poa annua*, henbit, corn speedwell and chickweed.
- Apply when the grass blades are dry.
- **When crabgrass germinates [-or- When to Apply]**
[Optional Crabgrass Germination Map]
[NOTE TO PM: APPLICATION DATES ARE FOR PLACEMENT ONLY AND WILL BE PROVIDED WITH FINAL PRINTED LABEL SUBMISSION]
 - January 10 - March 10
 - March 11 - March 30
 - April 1 - April 20
 - April 21 - May 10
 - May 11 - May 30

With other products

- Does not interfere with the performance of other lawn products such as fertilizers, weed controls and insect controls.
- Allow at least one week before applying other products to the lawn.

With new lawns or seeding

- Do not use on newly seeded lawns until after the fourth mowing. On newly sprigged areas, wait five months before applying.
- Do not plant grass seed for four growing months or sprig for five months after use of this product.

Reapplication

- For areas where crabgrass germinates between January through March (see map [Note to PM: this reference will only be made when map is included]), reapply after 8 weeks for best results.
- For goosegrass control, repeat application in 8 weeks
- Do not apply this product more than twice annually. Allow at least a two month interval between applications.

Reentry

For best results, avoid disturbing particles by keeping children and pets off of treated area until product has been watered-in per instructions and foliage is dry.

Instructions

1. When to Mow

- If grass is tall enough to touch bottom of the spreader, mow before application.
- Mow tall grass a day or two before application.

2. How to apply

Apply with a drop or rotary spreader when the grass blades are dry. Do not apply by hand or hand-held spreader. For best results, use a Scotts Spreader

Pending EPA Approval

3. Set spreader
4. Fill spreader
 - Fill spreader over bare ground or hard surface.
 - Sweep or brush any particles off of hard surfaces and apply on lawn or dispose of properly.
5. Apply Product
 - Apply one or two header strips, then apply product in longest direction of lawn.
 - Shut off spreader each time you reach the header strip, or stop.
 - **This product can cause staining**
 - Do not apply to cement, stone, clothing or shoes.
 - If contact occurs, brush off particles to prevent staining.
6. Watering
 - It is not necessary to water-in immediately after application. For best results, lightly water the lawn to rinse particles from grass blades (up to ¼ to ½-inch) within 2 to 3-days after application.
 - Rain, snow or freezing weather after application will not affect product performance
7. What to Avoid

Avoid heavy raking or aeration of the soil for 4-months after application to prevent disturbing the crabgrass barrier.

NOTE TO PM: END OF OPTION #1

8/11

Pending EPA Approval

NOTE TO PM: OPTION #2 DIRECTIONS FOR USE

Directions for Use


It is a violation of federal law to use this product in a manner inconsistent with its labeling

- Do not use on dichondra or bentgrass lawns.
- In early spring, apply when lawn is dry to prevent germination of crabgrass, foxtail, spurge, barmyardgrass, fall panicum, goosegrass*, and oxalis (common woodsorrel):
 - [Apply] before March 1 in southern California. For best results on thin lawns apply by mid-February.
 - [Apply] before mid-March in northern California.
 - [Apply in] early Spring (up to time dandelions are in puffball stage) in all other states.

*for goosegrass control, repeat application in 8 weeks.

- Rain, snow or freezing weather after application will not affect the performance of this product.
 - Apply in the fall (August-October), to prevent moss (except in California), or to prevent germination of *Poa annua* henbit, corn speedwell and chickweed.
 - This product controls crabgrass in its early stages of growth. This product does not control mature crabgrass and other existing weeds. Growing [-or- Established/Mature] broadleaf weeds can be killed with Scotts® Turf Builder® with Plus 2® Weed Control.
 - Don't use on newly seeded grass lawns until after the fourth mowing. On newly sprigged areas, wait 5 months before application.
 - Don't plant grass seed for four growing months or sprig an area for 5 months after use of this product.
 - Don't apply more frequently than twice a year. Allow at least a two month interval between applications.
 - Don't rake or aerify after application, as the Halts® chemical barrier in the soil will be disturbed.
- Note: Do not apply material to cement, stone, clothing or shoes. If contact occurs, brush off particles to prevent staining. If necessary, rinse off with water.

NOTE TO PM: END OF OPTION #2



Pending EPA Approval

[Note to PM: Application rate is 1.50 lb ai/acre of pendimethalin.]

Spreader Setting

For best results, use a Scotts® Spreader and mow lawn before applying product

Spreading Tips

Apply header strips. Then apply product in longest direction of lawn.

[ART]

Spreader Settings		Directions
Scotts AccuGreen® Drop Spreaders	X	Mow lawn first; apply 2 header strips; apply longest direction of lawn, overlapping wheel marks
Scotts PrecisionGreen®	X	Mow lawn first; apply 2 header strips; apply longest direction of lawn, overlapping wheel marks
Scotts SpeedyGreen® & EdgeGuard™ Rotary Spreaders	X	Make each pass about 5 feet from previous pass to overlap spread width.
Additional Spreader settings:		
EZ Drop, Republic (#530)	X	
EZ Broadcast, Republic (#540) (5' width)	X	
Scotts Broadcast Tractor Spreader	X	

(Non-Scotts spreader settings are approximate. You may need to adjust for proper coverage.)

-OR-

Spreader	Setting Covers x,xxx sq. ft.	Coverage Tip
Rotary Spreaders		
Scotts SpeedyGreen® (1000, 2000, 3000 series) & EdgeGuard™	X	Make each pass about 5 feet from the previous pass.
Scotts EasyGreen®	X	Make each pass about 30 inches from the previous pass.
Scotts Tractor	X	
Drop Spreaders		
Scotts Accugreen® (1000, 2000, 3000 series)	X	Overlap wheel marks to ensure uniform coverage.
Scotts PrecisionGreen®	X	

KEEP OUT OF REACH OF CHILDREN

CAUTION

PRECAUTIONARY STATEMENTS

HAZARDS TO HUMANS AND DOMESTIC ANIMALS

CAUTION: Causes eye irritation. Avoid contact with eyes, skin or clothing. Wash after handling. May be harmful if swallowed. Avoid inhalation. Do not contaminate feed or foodstuffs. Do not graze treated areas. Do not feed clippings to livestock.

FIRST AID

If in eyes: Hold eye open and rinse slowly and gently with water for 15-20 minutes. Remove contact lenses, if present, after first 5 minutes, then continue rinsing eye.

If on skin or clothing: Take off contaminated clothing. Rinse skin immediately with plenty of water for 15-20 minutes.

10/11

Pending EPA Approval

If swallowed: Call A poison control center or doctor immediately for treatment advice. Have person sip a glass of water if able to swallow. Do not induce vomiting unless told to do so by a poison control center or doctor. Do not give anything by mouth to an unconscious person.

If inhaled: Move person to fresh air. If person is not breathing, call 911 or an ambulance, then give artificial respiration, preferably by mouth-to-mouth, if possible.

Call a poison control center or doctor for treatment advice. Have the product container or label with you when calling poison control center or doctor, or going for treatment.

ENVIRONMENTAL HAZARDS

This pesticide is toxic to fish. Do not apply directly to water. Runoff from treated areas may be hazardous to aquatic organisms in neighboring areas. Do not contaminate water by cleaning of equipment or disposal of wastes. In case of spills, either collect for use or dispose of properly.

Pending EPA Approval

STORAGE & DISPOSAL

Storage: Store in a clean, dry place. Reseal opened bag by folding top down and securing.

Disposal: IF EMPTY: Do not reuse this container. Place in trash or offer for recycling if available.

IF PARTLY FILLED: Call your local solid waste agency or 1-800-CLEANUP for disposal instructions.

Never place unused product down any indoor or outdoor drain.

Product of U.S.A.

EPA Reg. No. 538-192

EPA Est. Nos. 538-OH-1(S), 8378-IN-1(K)

Superscript used is first letter of run code on end of container.

Scotts No-Quibble Guarantee®

If for any reason you, the consumer, are not satisfied with results after using the product, you are entitled to get your money back. Simply send us evidence of purchase and we will mail you a refund check promptly.

Dedicated To A Beautiful World™

Trusted by generations of homeowners, Scotts is dedicated to helping you enhance and protect the natural beauty of your home environment

Scotts®

Questions / Information

Consumer Helpline

1-800-543-TURF(8873)

Visit our website

www.scotts.com

[Ilus]SMG listed NYSE

The Scotts Company

14111 Scottslawn Rd.

Marysville, OH 43041

©2003, The Scotts Company. World rights reserved.

Attachment 2

538-60

8/31/2006

Page 1 of 10

UNITED STATES ENVIRONMENTAL PROTECTION AGENCY

Sheila R. Kendrick
The Scott Company
14111 Scottslawn Road
Marysville, OH 43041

AUG 31 2006

Dear Ms. Kendrick:

Dear Ms. Kendrick:

Subject: Label Amendments
Starter Fertilizer with Crabgrass Preventer
EPA Reg. No. 538-60
Submission dated March 1, 2006

The labels, referred to above, submitted in connection with the application under the Federal Insecticide, Fungicide, and Rodenticide Act, as amended, is acceptable, provided that you make the following changes:

1. Under "Application";

Add the following statements:

- Do not apply this product through any irrigation system. Keep children and pets out of treated areas until dust has settled.
- Do not apply this product in a way that will contact other persons, either directly or through drift.

2. Under "First Aid";

- It is recommended that you set each treatment on a separate paragraph and add a bullet point to each treatment. Also, place all treatments in a box.
- Add "Call" at the beginning of the "If swallowed" paragraph.
- Add "Hold" at the beginning of the "If in eyes" paragraph.
- It is recommended that you add a toll-free number for providing emergency medical treatment information.

3. Under "Environmental Hazards";

Add "Do not contaminate water when disposing of equipment washwaters or rinsate."

4. Under "Storage and Disposal"

Change "Storage" to "Pesticide Storage," and change "Disposal" to "Pesticide Disposal."

2 3 10


Page 2
EPA Reg. No. 538-60

5. Under "The Scotts Advantage";

Remove the sentence if you do not have data to sustain the statement that
**"Each of Scotts exclusive All-in-One Particles contain the guaranteed
feeding nutrients and the weed control ingredients."**

The amended label supersedes all previously accepted labels. A stamped copy of
the revised label is enclosed for your records. Please submit one copy of your final printed
labeling before you release the product for shipment.

Sincerely yours,



Jim Tompkins
Product manager (25)
Herbicide Branch
Registration Division (7505C)

Enclosure

CONCURRENCES

SYMBOL >	7505P	7505P						
SURNAME >	Blen	Tompkins						
DATE >	8-29-06							

3 8 10

FRONT:

Master Label

**STARTER FERTILIZER WITH
CRABGRASS PREVENTER**

EPA Reg. No. 538-60

XXXXX

Crabgrass Preventer (Lawn Pro)®

(NOTE: The above description will be inverted.)

Treats 5,000 sq ft (465 m²)

AUG 31 2006

(Scotts®)

Starter®
Fertilizer
with Crabgrass
Preventer

ACCEPTED
with COMMENTS
in EPA Letter Dated

Under the Federal Insecticide,
Fungicide, and Rodenticide Act
as amended, for the pesticide
registered under EPA Reg. No.

538-60

[Note to PM: Optional Front Panel claims]

- FOR USE WHEN PLANTING GRASS SEED
- If you are not seeding, use Turf Builder Plus Halts® instead of this product.
- Prevents crabgrass—also barnyardgrass and foxtail
- Gives full feeding of Scotts Starter™ Fertilizer – hastens sturdy growth of new grass plants
- Results backed by Scotts No-Quibble Guarantee
- Prevents Crabgrass when seeding
- Prevents crabgrass when seeding this spring
- Apply when seeding a new lawn
- Scotts Starter (brand) Fertilizer accelerates the root growth of new grass plants
- Scotts BEST annual program for a picture-perfect lawn
- Use this to prevent crabgrass when seeding in the spring.
- A SCOTTS® Lawn Pro® PRODUCT
 - Available only at authorized Lawn Pro stores
 - LawnPro Annual Program
 - Scotts Best Annual Program

NET WEIGHT 22.22 LBS (9.98 kg)

KEEP OUT OF REACH OF CHILDREN
CAUTION
PRECAUTIONARY STATEMENTS

See back for additional precautionary statements. See back for directions.

FRONT CONTINUED:

ACTIVE INGREDIENTS:

Siduron 3.10 %

INERT INGREDIENTS 96.90 %

Total 100.00 %

EPA Reg No 538-60 EPA Est 538-OH-I
Starter™ Fertilizer with Crabgrass Preventer XX-XX-XX

XXXX (Scotts) Starter Fertilizer with (Scotts)
 Crabgrass Preventer (Lawn Pro)®

GUSSETS:

RIGHT GUSSET

XXXXX

A SCOTTS
Lawn
Pro
PRODUCT

(Scotts)

Starter™ Fertilizer with
Crabgrass Preventer

LEFT GUSSET

(Scotts)

Starter™ Fertilizer with
Crabgrass Preventer

A SCOTTS
Lawn
Pro
PRODUCT

XXXXX

BACK:

[Note to PM: Optional Back Panel claims]

SEEDING THIS SPRING and want to use Scotts Lawn Pro Annual Program?

To prevent crabgrass, barnyardgrass and foxtail and seed your lawn, use this product in place of standard Scotts Starter Fertilizer.

Then after your new grass has been mowed 4 times, you can resume the Scotts Annual Care Program regular schedule beginning with Scotts Turf Builder with Plus 2 Weed Control.

[photo] Crabgrass plants invade new seeding.

[photo] Prevents crabgrass, hastens seeding growth.

The Scotts Difference - Unlike ordinary [many] fertilizers, every particle of Starter Fertilizer with Crabgrass Preventer contains:

- Scotts patented timed released nitrogen
- Phosphorus
- Potassium

The Scotts Advantage.

Each of Scotts exclusive All-in-One Particles®* contain the guaranteed feeding nutrients and the weed control ingredient to provide consistent feeding and weed control to every treated square inch of your lawn. The result: A thick, green weed-free lawn without burning. GUARANTEED.

*All-in-One Particles® = nitrogen, phosphorus, potassium and weed control ingredient contained in every particle

Get Expert Advice for your lawn NOW!

Want information on what to use and when? Signup today to get free expert advice specifically for your lawn. Visit scotts.com or call 1-800-543-TURF (8843)

Use any of these products next to keep your lawn looking great all season!

Turf Builder – Anytime. Use anytime if weeds and insect are not a problem.

Turf Builder with Plus 2 Weed Control – Late Spring. Use to kill broadleaf weeds and build a thicker, greener lawn

Turf Builder with SummerGuard – Use to kill insects and strengthen your lawn against heat and drought.

Directions for use

It is a violation of Federal law to use this product in a manner inconsistent with its labeling.

Application

Spring Seeding

Apply this product after seeding and water with a gentle spray. When seeding into an existing thin lawn, the best time to apply this product is between the first and fourth mowings.

Summer Seeding

When establishing a new lawn in summer months apply this product after seeding to protect against invasion of crabgrass and other listed weeds.

Successful summer seeding depends on keeping the soil moist until the lawn becomes established.

Make a follow up application in one month if crabgrass was especially heavy last year.

Avoid application to adjacent flower beds when using a rotary spreader.

DO NOT use on lawns of bentgrass, bermudagrass, zoysiagrass, centipedegrass, St. Augustinegrass, bahiagrass, or on dichondra and similar ground covers.

DO NOT rake or aerify after application so as to disturb the chemical barrier in the soil surface.

DO NOT use this product to control weeds that are already growing or to prevent or control non-grassy weeds like dandelions.

A SCOTTS® Lawn Pro PRODUCT

Available only at authorized Lawn Pro Stores

Guaranteed Analysis

Total nitrogen (N).....	XX %
X.X % ammoniacal nitrogen	
X.X % urea, methylene ureas nitrogen	
X.X % water insoluble nitrogen	
Available phosphoric acid (P ₂ O ₅).....	XX %
Soluble potash (K ₂ O).....	X %
Derived from: monoammonium phosphate, urea, methylene ureas, muriate of potash.	
Chlorine, not more than.....	X.X %

Information regarding the contents and levels of metals in this product is available on the internet at <http://regulatory-info-sc.com>

Spreading Tips

For best results, use a Scotts spreader

Spreader Settings
REGULAR RATE
covers 5,000 sq. ft.

DIRECTIONS

Scotts [AccuGreen®] Drop Spreaders	X	Mow lawn first: apply 2 header strips: apply longest direction of lawn, overlapping wheel marks
Scotts PrecisionGreen ® Drop Spreader	X	Mow lawn first: apply 2 header strips: apply longest direction of lawn, overlapping wheel marks
Scotts SpeedyGreen® & EdgeGuard™ Rotary	X	Make each pass about X feet from previous pass to overlap spread width.
Scotts EasyGreen® Rotary	X	Make each pass about XX inches from previous pass to overlap spread width.

Additional Spreader Settings

- EZ Drop, Republic (#530).....XX
- EZ Broadcast, Republic (#540).....XX
- Scotts Broadcast Tractor Spreader.....XX

(Non-Scotts spreader settings are approximate. You may need to adjust for proper coverage)

STORAGE: Store in a clean, dry place. Reseal opened bag by folding top down and securing.

DISPOSAL: If Empty: Do not reuse this container. Place in trash or offer for recycling if available.
If Partly Filled: Call your local solid waste agency or 1-800-CLEANUP for disposal instructions. Never place unused product down any indoor or outdoor drain.

KEEP OUT OF REACH OF CHILDREN
CAUTION
PRECAUTIONARY STATEMENTS

Hazards to Humans and Domestic Animals: Causes eye irritation. Do not get in eyes on skin, or on clothing. Harmful if swallowed. Avoid inhalation. Do not contaminate feed or foodstuffs or water used for irrigational domestic purposes.

FIRST AID

If in eyes: eye open and rinse slowly and gently with water for 15-20 minutes. Remove contact lenses, if present, after first 5 minutes, then continue rinsing eye. **If on skin or clothing:** Take off contaminated clothing. Rinse skin immediately with plenty of water for 15-20 minutes. **If swallowed:** A poison control center or doctor immediately for treatment advice. Have person sip a glass of water if able to swallow. Do not induce vomiting unless told to do so by a poison control center or doctor. Do not give anything by mouth to an unconscious person. **If inhaled:** person to fresh air. If person is not breathing, call 911 or an ambulance, then give artificial respiration, preferably by mouth-to-mouth, if possible.

Call a poison control center or doctor for treatment advice. Have the product container or label with you when calling poison control center or doctor, or going for treatment.

Environmental Hazards: This product is toxic to fish. Do not apply where runoff is likely to occur. Do not apply directly to water. Do not contaminate lakes, streams, or ponds. Apply this product only as specified on the label.

YOUR SATISFACTION GUARANTEED**Scotts No-Quibble Guarantee**

If for any reason you are not satisfied with results after using this product, you are entitled to get your money back. Simply send us evidence of purchase and we will mail you a refund check promptly.

-OR-

If for any reason you, the consumer, are not satisfied after using this product, you are entitled to get your money back. Simply send us evidence of purchase and we will mail you a refund check.

Scotts & Your Environment

We care.

Scotts products are designed with care to grow thicker, greener lawns.

Because green is good.

A healthy lawn cleans the air, produces oxygen and prevents runoff and soil erosion.

You can make a difference.

Help keep our water resources clean. Apply this product only to your lawn, and sweep up any product that lands in the driveway, sidewalk or street back on to your lawn.

Dedicated to A Beautiful World – Trusted by generations of homeowners. Scotts is dedicated to helping you enhance and protect the natural beauty of your home environmental.

Questions/Information

Lawn success made easy

[phone icon]

Consumer Helpline 1-800-543-TURF (8873)

[computer mouse icon]

Visit our website

www.scottslawn.com

The Scotts Company
14111 Scottslawn Rd.
Marysville, OH 43041

SCOTTS...the lawn people. Marysville, Ohio 43041

© 2006. The Scotts Company. ALL RIGHTS RESERVED.

Attachment 3

538-280

9/24/2008

1/24



UNITED STATES ENVIRONMENTAL PROTECTION AGENCY
WASHINGTON, D.C. 20460

OFFICE OF
PREVENTION, PESTICIDES
AND TOXIC SUBSTANCES

SEP 24 2008

Claudia Herrington
The Scotts Company
14111 Scottslawn Road
Marysville, OH 43041

Dear Ms. Herrington:

Subject: Label Amendment for RED: 2,4-D and MCPP-p
Super Turf Builder Plus 2 Weed Control
EPA Registration Number 538-280

The amendment referred to above, submitted in connection with registration under the Federal Insecticide, Fungicide and Rodenticide Act (FIFRA), as amended is acceptable provided that you:

1. The First Aid statements must be revised to include the following prior to the "If in Eyes" statement:

"If on Skin or Clothing: Take off contaminated clothing. Rinse skin immediately with plenty of water for 15-20 minutes. Call a poison control center or doctor for treatment advice."

If Inhaled: Move person to fresh air. If person is not breathing, call 911 or ambulance, then give artificial respiration, preferable mouth-to-mouth, if possible. Call a poison control center or doctor for further treatment advice."
2. As specified in the acute toxicity review, a phone number for emergency medical treatment information should be added to the label.
3. Per the acute toxicity review, the Hazards to Humans and Domestic Animals must be revised to include the following:

"Harmful if absorbed through skin or inhaled. Avoid breathing dust."
4. Add the statement "This pesticide may adversely affect non-target plants" to the Environmental Hazards section of the label, and delete the text "except as noted on appropriate labels." In addition, correct the typographical error in the last sentence of the first paragraph.

2/24

5. The following text must be added to the label:

“Do not apply this product in a way that will contact any person or pet, either directly or through drift. Keep people and pets out of the area during application.

Do not allow people or pets to enter the treated area until dusts have settled.

Do not apply directly to or near water, storm drains, gutters, sewers, or drainage ditches. Do not apply within 25 feet of rivers, fish ponds, lakes, streams, reservoirs, marshes, estuaries, bays, and oceans. Do not apply when windy. Apply this product directly to your lawn or garden, and sweep any product landing on the driveway, sidewalk, gutter, or street back onto the treated area. To prevent product run-off, do not over water the treated area(s) to the point of runoff or apply when raining or when rain is expected that day.”

6. Under the “Directions for Use” section, add the statement “A minimum of 30 days between applications is required.” In addition, the label must specify the amount of product to be applied to a specific area, so the application rate can be determined.

7. Throughout the label under the Storage and Disposal section should be revised to have the “Storage” subheading read “Pesticide Storage” and the “Disposal” subheading to read “Pesticide Disposal.”

8. Change the Notice section to read “**To the extent consistent with applicable law,** the buyer assumes all-risks of use, storage or handling of this product not in accordance with label directions.”

9. Please note: Final product reregistration cannot be considered until after all active ingredients in this product are eligible for reregistration.

- 10. Remove, modify, or submit efficacy studies to substantiate the following claims, as they are overly broad:

- “Kills **all** major broadleaf lawn weeds: List of the weed species”
- “(Brand name) kills **all** major broadleaf lawn weeds including.....”
- “Kills **all** major broadleaf weeds including.....”
- “**Complete** root [weed] kill”
- “Kills **all** major [common] broadleaf weeds”
- “**Complete** kill”
- Kills broadleaf weeds-roots **and all**
- Kills roots **and all**
- Kills **all** major broadleaf weeds including dandelion, clover, oxalis, chickweed.....
- “**100%** root kill”

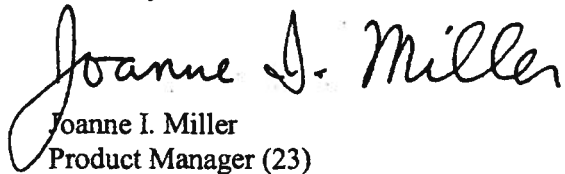
Remove the claims “New” and “New formula,” and “New [LawnGuard] formula” as this product is no longer new. The claim new may only be used on labeling of a product of new composition for a period of 6 months following approval of the labeling.

Remove the claims “Now”

Remove the claims “Now kills over 2 times/twice as many weeds,” “New/now (Brand name) kills over 100 more weeds” and “Kills more weeds” as it claims heightened efficacy and is false and misleading.

One copy of the label stamped “Accepted with Comments” is enclosed for your records. Please submit one copy of the final printed label before the product is released for shipment. If you have any questions, please contact Tracy White by phone at (703) 308-0042 or via email at white.tracy@epa.gov.

Sincerely,



Joanne I. Miller
Product Manager (23)
Herbicide Branch
Registration Division (7505P)

Enclosure

4/24

MASTER LABEL

Super Turf Builder Plus 2

EPA Reg. No. 538-280

[FRONT Panel]

Optional Information:

[Coverage]

- Treats X,XXX sq ft (Bag)
- NET WEIGHT XX.X lbs (Bag)

- Treats X,XXX sq ft (Shaker Container)
- NET WEIGHT X.X lbs (Shaker Container)

- XXXXX
- TREATS (and fertilizes) XXXX SQ FT

- (Treats and feeds XXXX sq. ft.) (XX ft. x XXX ft.)

- Covers X,XXX SQ FT
- XX-X-X

[Graphics]

[art] Guaranteed!
Won't Burn Lawn

[art] Weed

[photo]
This lawn is starving and has weeds

[photo]
This lawn was fed with (Product Name)

[photo] Treated

[photo] Untreated

XX NITROGEN	X PHOSPHORUS	X POTASSIUM
Essential for plant growth; makes grass green.	Stimulates root growth; helps grass multiply.	Makes plant strong; better able to resist drought and extreme heat.

[APPLICATION]

How and When to Apply

Apply Anytime Weeds Are Growing

Apply in late spring, summer, or fall. For use on bahia, bermuda, bluegrass, centipede, fescue, ryegrass, or zoysia lawns.

DO NOT USE ON ST. AUGUSTINEGRASS, FLORATAM, DICHONDRA, LIPPIA, CARPETGRASS OR BENTGRASS LAWNS.

5/24

How Much is Enough?

To determine the square footage of your lawn, walk the length and width of your lawn; one average pace equals about 3 feet. Multiply the length of the lawn by the width of the lawn. This equals the area of your lawn in square feet. NOTE: If your lawn has an irregular shape, measure square areas, then add the figures together to reach your total lawn size.

[CLAIMS...optional for front/back]

Note to PM: Claims, general

- Scotts No-Quibble Guarantee®
- Patented Particle™ Technology
- The Scotts Difference™
- The Scotts Advantage®
- Easy-tear, recloseable pour spout
- Easy to Carry Package!
- New, easy pour spout!
- Easy open, resealable bag
- SCOTTS POLICY No Quibble Guarantee SEE BACK FOR DETAILS
- America's favorite weed & feed
- New!
- One Easy Step/Application!
- Formulated for the home environment
- Step™ 2 of 4 Easy Steps to a Better Lawn
- Scotts Best Annual Program
- Formulated for the home environment
- For best results, apply (as part of) a Scotts Annual Lawn Care Program™
- For best results, apply to a wet lawn
- Backed by Scotts No-Quibble Guarantee®
- The Scotts Advantage® Available only at authorized Scotts® Lawn Pro® dealers
- Won't Burn**, Can't Fail Guarantee ** When used according to manufacturer's directions
- For best results apply a Scotts annual program (see back panel for details)
- For best results, apply as a (the Scotts®) Turf Builder® Annual Program
- Apply anytime weeds are growing
- Golf course results for your home lawn!
- Exclusive Particle Technology [art]
- XX of the top XX golf courses use exclusive Scotts® Ultra fertilizer technology for maximum turf performance
- Sticks to weed leaves for better control
- For best results, apply a Turf Builder® product four times a year (see back for details).
- Available only at authorized Scotts® Lawn Pro® dealers

Note to PM: Claims regarding Weed Control Properties

- Kills Weeds Completely!
- 2-Way Control
- Patented formula kills weeds that ordinary weed & feeds miss
- Kills dandelions and other major lawn weeds*
- Clears out dandelions and over/more than 50 (other) broadleaf weeds*
- Kills dandelions, clover and most other broadleaf lawn weeds*
- Weeds are killed completely -- roots and all.
- Use anytime you have weeds!* *See Directions for Use
- Small, lightweight granules provide complete uniform coverage and are quickly absorbed to help insure control of large and small weeds.
- Controls more than 50 common lawn weeds such as dandelion, clover and chickweed.
- Effective on both large and small weeds* (see list below).

6/24

- Kills roots and all.
- Kills dandelions, chickweed, white clover and most other common broadleaf weeds*.
- Kills most common lawn weeds*!
- Scotts Ultimate Weed Control!

Note to PM: Combination Claims

- Scotts' most effective weed and feed
- Weed control plus lawn fertilizer for use on bahia, bermuda, bluegrass, centipede, fescue, ryegrass or zoysia lawns
- All you need for a thicker, greener lawn without dandelions
- Clears out clover and other broadleaf weeds and helps prepare your lawn for winter
- Kills dandelions and more than 50 other broadleaf weeds after they sprout and helps make your lawn its thickest, greenest ever
- Kills dandelions, clover, chickweed and other non-grassy weeds while greening your lawn without rapid, extreme growth
- Unlike ordinary weed-and-feeds, every particle of this product contains Scotts patented timed-release nitrogen plus phosphorus, potassium, and weed control. (See back for details).
- What to expect
 - Dandelions and other weeds will be killed in 3 to 4 weeks and your lawn will be greener in 4 to 6 days
- Thickens lawn to crowd out weeds
- XX% more greening power than Brand X (Turf Builder® comparative product)

Note to PM: Claims regarding Fertilizer Properties:

- [art] Builds strong, deep roots
- [art: Water Smart Formula] Improves lawn's ability to absorb water & nutrients
- **ULTRA GREENING POWER!**
- "We guarantee thick, green, turf without risk of surge growth."
- Timed-release nitrogen won't burn your lawn or cause surge growth
- Plus fertilizes with a feeding of Turf Builder® for developing thick, green lawns
- Builds thick, green turf from the roots up [without burning your lawn]
- Scotts Best Annual Program For A Picture-Perfect LawnBoost of nutrients to help your lawn survive/prepare for the summer/summer stress/heat, drought & wear-and-tear!
- Develops longer, deeper roots to help your lawn survive/prepare for the summer/summer stress/heat, drought, and wear and tear!
- Builds thick, green turf without burning
- Feeds lawn, helping turf to fill in where weeds once were
- Strengthens/protects your lawn
- Fast, long lasting greening power
- Won't burn lawns, guaranteed.
- No burning
- No surge growth
- Builds thick, green lawns.
- Quick greening, long lasting.
- Patented, timed-released nitrogen formula builds thick, green lawns from the roots up
- Each lawn fertilizer particle provides safe gradual release that won't burn or cause surge growth when applied as directed
- Delivers nutrients which enhance root growth and provide extended feeding
- All the nutrients your lawn needs in one application/bag/step
- Scotts All-in-One®** particles combine essential nutrients into every particle (for even feeding)
- Total nutrient package helps repair thin and bare spots in your lawn
- Patented timed-release nitrogen formula builds thick, green lawns from the roots up.
- Miracle-Gro® nutrients help develop a thicker, greener lawn
- (Product Name) lawn fertilizer contains extra nitrogen, carefully blended with potassium and phosphorus, to make your lawn greener
 - Your lawn will be greener in 4 to 6 days if weather conditions are good (warm soil, some moisture) and

7/24

application instructions were followed.

- The greening will reach its peak 8 to 10 days after application. The color difference will be more noticeable if your lawn is hungry to begin with.
- (Product Name) works below the soil, too, helping to promote root and rhizome development; this strengthens the grass plants and enables them to produce more blades of grass, and it thickens the lawn with the addition of new grass plants.
- Thin areas of turf will fill in over time (about 6 weeks), creating a more uniformly dense lawn.
- Patented timed-release Miracle® Capsules feed your lawn over an extended period of time.
- There's no overfeeding or underfeeding when you follow the fail-proof directions.
- The result is a beautiful, thicker, greener lawn.
- (Scotts®) Golf's Choice for Greener Turf
 - Golf course superintendents have relied on Scotts products to grow fine turf since the beginning of the century. In fact, Scotts products are used by XX of the top XX golf courses in the United States -- and now Ultra Turf Builder® products allow you to use that same high-performance technology on your home lawn. Go for the green with Scotts!
- (Scotts®) Baseball's Choice for Greener Fields
 - If you've ever marveled at the beauty of the grass on baseball's finest fields and wondered how you could possibly grow that kind of turf at home, you hold the answer in your hands. Scotts, the official turf care company of Major League Baseball, now offers Ultra Turf Builder® products for homeowners, with the fertilizer technology used by professional groundskeepers for big-league ballparks.

*As listed [Note to PM: Applies to weeds noted under claims]

[Note to PM: End of CLAIMS...optional for front/back]

ACCEPTED
with COMMENTS
In EPA Letter Dated:
SEP 24 2008
 Under the Federal Insecticide,
 Fungicide, and Rodenticide Act
 as amended, for the pesticide
 registered under EPA Reg. No.

ACTIVE INGREDIENTS:

2,4-D† 1.00%
 Mecoprop-p†† 0.50%

INERT INGREDIENTS 98.50%
 Total 100.00%

538-280

KEEP OUT OF REACH OF CHILDREN
CAUTION

See back for additional precautionary statements.

XX-X-X

Net Weight XX.XX lb (X.XX kg)

8/24

[BACK]

[Optional Back Panel Statements]

FOR BEST RESULTS, APPLY TO A WET LAWN

Scotts & Your Environment >> [art-Scotts]

We care.

Scotts products are designed with care to grow thicker, greener lawns.

Because green is good.

A healthy lawn cleans the air, produces oxygen and prevents runoff and soil erosion.

You can make a difference.

Help keep our water resources clean. Apply this product only to your lawn, and sweep any product that lands in the driveway, sidewalk or street back onto your lawn.

Tips for Lawncare Success:

Feed regularly for your best lawn. Regular feedings of Scotts Turf Builder will help build a lawn you and your family can enjoy. Scotts Turf Builder provides the nutrients your lawn needs to look its best and withstand the stresses of weeds, heat, drought and family activity.

Mow your lawn high. Mowing high allows the grass to develop a deep root system & helps your lawn use water more effectively.

Leave the grass clippings on your lawn. This recycles the plant nutrients back into the soil.

Conserve water. Your lawn will begin to wilt when water is needed. As much as possible, take advantage of nature's sprinkler and rely on the rain to water your lawn.

Plan your feeding schedule. Choose the right product for your lawn.

Any Season. Apply any season if weeds or bugs are not a problem:

[Art: Bag] Scotts Turf Builder Lawn Fertilizer

Early Spring. February – April. **To prevent crabgrass:**

[Art: Bag] Scotts Turf Builder with Halts Crabgrass Preventer

Late Spring. April – June. **To kill weeds:**

[Art: Bag] Scotts Turf Builder with Plus 2 Weed Control

Summer. June – August. **To kill bugs:**

[Art: Bag] Scotts Turf Builder with SummerGuard

Fall. September – November.

[Art: Bag] Scotts Turf Builder WinterGuard. **To kill fall weeds:**

[Art: Bag] Scotts Turf Builder WinterGuard with Plus 2 Weed Control

-OR-

9/24

Use Any of These Products Next to Keep Your Lawn Looking Great All Season!

Anytime

[art-Turfbuilder] Use anytime if weeds or insects are not a problem

Summer

[art-Turf Builder with Summerguard] Use to kill insects and strengthen your lawn against heat and drought

Fall

[art-Turf Builder Winterguard] Use to build stronger, deeper roots for a thicker, greener lawn in spring

[Art: Water Smart Formula] Well-fed lawns are more efficient at using available water.

Feeding with Scotts Water Smart Formula helps build a thick lawn with more roots to better absorb water and nutrients. This helps protect your lawn against heat, drought and other stresses.

Optional header: Questions/Information

Get expert advice for your lawn NOW! Want information on what to use and when? Sign up today to get free expert advice specifically for your lawn.

[Art: mouse icon] Visit our website: www.scotts.com

[Art: phone icon] Consumer Helpline: 1-8---543-TURF (8873)

-OR-

If you have questions

We designed this Program to make having a better lawn as simple and easy as possible. But you may still have some questions about your lawn during the year. If so, you can contact the Scotts Lawn Pro® retailer where you bought this Program. They are ready to answer your questions and provide any help or information that you may need. -OR- You can get the answers by talking directly with one of Scotts lawn counselors. Simply dial this toll-free number 1-800-543-TURF.

SCOTTS...the lawn people

[ART:
MAP]

For lawns in the shaded areas, phone 1-800-543-TURF or visit our website at www.scottslawn.com for the Annual Lawn Care Program for your area.

[Note to PM: the shaded areas that would be referenced are in the southern US. This product is not recommended for use on warm season grasses as noted throughout the label. Consumers in these areas should contact Scotts for information on products in their areas].

[art] Particle with NPK [NK]

10/24

FOR BEST RESULTS, APPLY THE SCOTTS® TURF BUILDER® Annual Program

- No more guesswork . . . apply the right product at the right time for a thick, green lawn
- Start anytime . . . just check the month below and apply products at 2 month intervals

Turf Builder® With Halts® Crabgrass Preventer	Turf Builder® With Plus 2® Weed Controls
<ul style="list-style-type: none"> • Apply in early spring (Feb.-April) • Prevents crabgrass and other annual weeds while feeding your lawn. (In the Pacific Northwest, substitute Turf Builder® Moss Control Granules. For St. Augustine grass, substitute Bonus® S. For dormant bermudagrass, substitute Halts®.) 	<ul style="list-style-type: none"> • Apply in late spring (April-June) • Kills dandelions and other broadleaf weeds while feeding your lawn. (For St. Augustinegrass substitute Turf Builder®.)
Turf Builder® With Insect Control	Turf Builder®
<ul style="list-style-type: none"> • Apply in summer (June-Aug.) • Kills lawn damaging insects plus fleas while feeding your lawn. • For grub control, apply Scotts® GrubEx® Season-Long Grub Killer anytime from April to mid-August. 	<ul style="list-style-type: none"> • Apply in fall (Aug.-Nov.) • Important time to feed for a thicker, greener lawn.

Optional Winterizer Feeding

Late Fall

(Sept.-Nov.)

(4 to 6 weeks after Early Fall Turf Builder feeding)

Apply as a last feeding in fall to help prepare your lawn for winter.

Super Winterizer

Additional Super Winterizer Feeding

Late Fall

September – November

4-6 weeks after Early Fall fertilizer feeding. Apply as last feeding in fall to help prepare your lawn for winter.

Now it's easy for you to have a better lawn

Save money

Why even consider a lawn care service? Scotts Annual Program will give you a beautiful lawn for less money.

Or

Why even consider a lawn care service? Scotts Lawn Pro® Annual Program will give you a beautiful lawn for about one-third the cost.

Simple and easy

No more guesswork. You simply apply the right product - one Step at a time.

Start anytime

You can start into the Annual Program anytime of the year. Just check the month and select the appropriate Step listed below.

Guaranteed results

Each Step is designed to the specific season to help give you a healthier, greener lawn.

Step 1 - Early Spring February-April	Step 2 - Late Spring April-June	Step 3 - Summer June-August	Step 4 - Fall August-November
<p>Crabgrass Preventer plus Fertilizer - prevents crabgrass, foxtail, spurge, oxalis, chickweed and other annual weeds while providing deep, thick greening for up to 2 months. This is Scotts best fertilizer plus crabgrass preventer. In the Pacific Northwest, Step™ 1 is "Moss Control plus Fertilizer".</p>	<p>Weed Control Plus Fertilizer - controls dandelions, clover, chickweed and other broadleaf weeds while greening your lawn for up to 2 more months. This is Scotts best weed and feed.</p>	<p>Insect Control plus Fertilizer - controls white grubs, chinch bugs, sod webworms and other lawn insects plus keeps your lawn green through the Summer.</p>	<p>Lawn Fertilizer - specially formulated for the Fall - the best time to develop a stronger root system for a more vigorous, thicker lawn. Helps your lawn green up even quicker next Spring. This is Scotts best fall fertilizer.</p>

Scotts tiny, lightweight granules provide two advantages:

- 1) They stick to weed leaves far better than the larger, heavier pellets of other weed & feeds
- 2) They spread evenly for better weed control and feeding. The better the product adheres to the weed leaves, the better the results!

The Scotts Advantage®:

Tiny, Lightweight Particles For Better Weed Control

Weed killers work by entering through the weeds' leaves. Therefore, its best to apply this product to a wet lawn, so the particles can stick better to the weeds. (Product Name) has tiny, lightweight granules that stick to weed leaves far better than the larger pellets of other weed killers, for better control of broadleaf weeds.

-OR-

The Scotts Advantage®:

Each of Scotts exclusive All-in-One Particles®* contains the guaranteed feeding nutrients and the weed control ingredients to provide consistent feeding and weed control to every treated square inch of your lawn. The result: A thick, green lawn without burning. GUARANTEED.

- All-in-One Particles® = nitrogen, phosphorus, potassium and the weed control ingredient contained in [on] every particle.

-OR-

- All-in-One Particles® = nitrogen, potassium and the weed control ingredient contained in [on] every particle.

Advantages of (Product Name):

SMALL LIGHTWEIGHT GRANULES MEAN BETTER WEED CONTROL. Most lawn weed controls must be absorbed through the weed's leaves to be effective. (Product name) granules are small and lightweight so they will stay on even the smallest weed leaves. And each (product name) granule contains weed control and America's favorite lawn fertilizer.

SCOTTS TRIONIZED® II FORMULA PROVIDES A MORE EFFICIENT NITROGEN THAN EVER BEFORE to help promote quicker greening.

12/24

THE NITROGEN IN (PRODUCT NAME) IS TIME-RELEASED to provide a supply of this essential nutrient to help your lawn stay thick and green for up to 6 to 8 weeks.

EACH (PRODUCT NAME) GRANULE CONTAINS NPK [NK] AND WEED CONTROL. We bond Scotts® unique controlled-release nitrogen (N) [with phosphorous (P)] and potassium (K) and a weed control, so your lawn receives a uniform feeding, and effective weed control.

[ILLUS.] Scotts (Product Name)	[ILLUS.] Competitive Simple Mixture
EVERY GRANULE CONTAINS NPK [NK] AND WEED CONTROL	EACH GRANULE IS A SEPARATE CHEMICAL.
Provides uniform greening with effective weed control.	May cause uneven greening and spotty weed control
(Product name) particles deliver the same ratio of nitrogen, phosphorus, potassium and weed control to every square inch of turf for even, consistent feeding plus better weed control.	Ordinary mixed weed & feeds: Granules contain different nutrients. Nutrients and weed control granules of different sizes and shapes can separate during application resulting in uneven, inconsistent, feeding and weeding.

WEEDS CONTROLLED

aster	clover (red)	lambsquarter	red sorrel (sheep sorrel)
bindweed	clover (white)	lespedeza (seedling)	scarlet pimpernel
bittercress	cudweed	lippia (matchweed)	shadflower (whitlowort)
black medic	curly dock	mallow	shepherdspurse
bristly oxtongue	dandelion	moneywort	smartweed
buckhorn	dichondra	morningglory	sow thistle
bull thistle	dollarweed	mustard	spurweed
burclover	English daisy	pennywort	stitchwort
buttonweed	eveningprimrose	pepperweed	threeseeded mercury
Canada thistle	filaree	pigweed	thymeleaved sandwort
carpetweed	fleabane	plantain	vetch
catsear (coast dandelion)	ground ivy	prickly lettuce	wild carrot
centella	hawkweed	puncturevine	yarrow
chickweed	healall	purslane	yellow rocket
chicory	henbit	pusley (Florida)	
cinquefoil	horseweed	pussytoes	
clover (hop)	knotweed (seedling)	ragweed	

How Weed Control Works

Small, lightweight granules mean better weed control. Most lawn weed controls must be absorbed through the weed's leaves to be effective. The weed control in this product consists of granules that are small and lightweight, so they will stay on even the smallest weed leaves. The weed control in (Product Name) is absorbed by weed leaves (the weed's leaves), killing the plant completely, root and all.

Other Great Turf Builder® Products for Your Lawn:

To prevent crabgrass, use **Turf Builder® Plus Halts®**. No one else has a tougher crabgrass preventer. This problem solver forms a protective barrier to stop ugly crabgrass before it starts.

If you don't have weed problems, use **Turf Builder®** America's favorite lawn fertilizer. Turf Builder® promotes quick, deep greening without the danger of burning.

These great **Turf Builder®** products are developed specially by Scotts for the unique needs of your lawn - your satisfaction is unconditionally guaranteed.

[Note to PM: End of Optional Back Panel Statements]

13/24

[Optional Header: Key Product Facts]

Directions for Use [Option 1]

It is a violation of federal law to use this product in a manner inconsistent with its labeling.

This product applies 1.5 pounds of 2,4-D per acre per application. The maximum number of broadcast applications per treatment site is two per year.

General Precautions/Restrictions

- Do not allow product to contact people or pets directly or through drift. Keep people and pets off lawn during application. People and pets may reenter lawn after dusts have settled.
- Do not use this product on flowers, shrubs, fruit or vegetable plants or on creeping bentgrass, St. Augustine, dichondra, floritam, carpetgrass or lippia lawns.

Application

- Apply when weeds are actively growing (when daytime temperatures are consistently between 60°F and 90°F.).
- Grass wet with dew or thoroughly-watered grass helps particles stick to weed leaves.
- In Spring treat bahia and centipede lawns mid-March or later after the second mowing. In Fall, treat centipede lawns before October 1 and bahia lawns before November 1.

Watering or Rain

This product may be applied if rain is not expected in the next 24 hours.

Water your lawn no sooner than 24 hours after application. If watering sooner, water will wash the weed control off the weed's leaves and reduce the effectiveness of this product.

IMPORTANT

What to Expect

Weed stems and leaves will begin to twist and curl in a few days, but a month or more may be required for complete control. This product will not prevent weed seeds from producing new plants.

Under certain conditions, temporary discoloration may occur on bahia, centipede, bermudagrass, and zoysiagrass lawns.

Seeding/Sodding/Sprigging

Wait at least one month after you have applied this product before seeding, sodding or sprigging.

Mow new grass at least 4 times before applying.

[Optional Florida Environmental statement. Note to PM: Label placement here is optional]:

Do not apply near water, storm drains or drainage ditches. Do not apply if heavy rain is expected. Apply this product only to your lawn, and sweep any product that lands on the driveway, sidewalk or street, back onto your lawn.

[Note to PM: End of Option 1]

14/24

Directions for Use [Option 2]

It is a violation of federal law to use this product in a manner inconsistent with its labeling.

- This product applies 1.5 pounds of 2,4-D per acre per application.

Application

- Apply on a calm day.
- Make sure that the grass is wet from dew or sprinkling before applying. (This helps particles adhere to weed leaves to produce best results.)
- Set spreader to the setting indicated by the chart below [before applying].

What to Avoid

- Do not allow product to contact people or pets directly or through drift. Keep people and pets off lawn during application. People and pets may reenter lawn after dusts have settled.
- Do not apply more than twice per year.
- Do not water or mow lawn for at least 24 hours after application. (Granules must remain on weed leaves for 24 hours to be effective.)
- Do not apply if rain is expected within 24 hours.
- Do not apply if day temperatures are regularly below 60° F or above 90° F.
- Apply only to grass. Do not allow granules or dust to drift onto flowers, shrubs, fruit or vegetables.
- Grass should not touch the bottom of a drop spreader. Tall grass should be mowed a day or two before application.
- Delay application on newly seeded, sodded or sprigged areas until new grass has been mowed four times.
- Do not seed, sod or plant grass sprigs until at least one month after using this product.
- Do not apply on St. Augustinegrass, Floratam, dichondra, lippia, carpetgrass or bentgrass.
- On bahia or centipedegrass lawns, wait until after the second mowing of the year, but not before mid-March.
- In fall, **DO NOT** treat centipedegrass after Oct. 1, nor bahiagrass after Nov. 1.

[Optional Florida Environmental statement. Note to PM: Label placement here is optional]:

Do not apply near water, storm drains or drainage ditches. Do not apply if heavy rain is expected. Apply this product only to your lawn, and sweep any product that lands on the driveway, sidewalk or street, back onto your lawn.

[Note to PM: End of Option 2]

Directions for Use [Option 3]

It is a violation of federal law to use this product in a manner inconsistent with its labeling.

- This product applies 1.5 pounds of 2,4-D per acre per application.
- Apply no more than twice per year.

Application

- Make sure that the grass is wet from dew or watering before applying. (This helps particles adhere to weed leaves to produce best results.)
- Set spreader to the setting indicated by the chart below before applying. Fill spreader over bare ground or hard surface.
- Apply one or two header strips, then apply in longest direction of lawn. Shut off spreader each time you reach the header strip, or stop.
- Sweep or blow stray particles from hard surfaces back onto lawn area. Clean spreader away from hard surfaces or storm drains.
- One month after using this product, it is okay to seed, sod or plant grass sprigs.
- Mow grass 4X before applying on newly seeded, sodded or sprigged areas.

What to Avoid

- Allowing product to contact people or pets directly or through drift. Keep people and pets off lawn during application. People and pets may reenter lawn after dusts have settled.
- Application of this product if rain is expected within 24 hours.
- Day temperatures that are regularly below 60° F or above 90° F.
- Mowing or watering lawn for at least 24 hours after application. (Granules must remain on weed leaves for 24 hours to

be effective.)

- Allowing granules or dust to drift onto flowers, shrubs, fruit or vegetables.
- Application of this product on St. Augustinegrass, Floratam, dichondra, lippia, carpetgrass or bentgrass.
- Application before the second mowing of the year and before mid-March on bahia or centipede grass lawns.
- Treating centipede grass after Oct. 1 and bahiagrass after Nov. 1.
- Applying to hard surfaces like driveways or streets.

[Optional Florida Environmental statement. Note to PM: Label placement here is optional]:

Do not apply near water, storm drains or drainage ditches. Do not apply if heavy rain is expected. Apply this product only to your lawn, and sweep any product that lands on the driveway, sidewalk or street, back onto your lawn.

[Note to PM: End of Option 3]

Directions for Use [Option 4]

It is a violation of federal law to use this product in a manner inconsistent with its labeling. This product applies 1.5 pounds of 2,4-D per acre per application. The maximum number of broadcast applications per treatment site is two per year.

Application

- Apply anytime weeds are actively growing (when daytime temperatures are consistently above 60° F).
- Apply on a calm day.
- Apply to moist grass. To help particles stick to weed leaves, the grass should be thoroughly watered or wet from dew before applying this product.
- On bahia and centipede lawns, wait until after the second mowing of the year but NOT before mid-March. In the fall, DO NOT treat centipede after the first of October and DO NOT treat bahia after the first of November.
- Do not use this product on flowers, shrubs, fruit or vegetable plants or on creeping bentgrass, St. Augustine and dichondra lawns. On Bermudagrass, bahia, centipede grass, zoysia lawns, under certain conditions, some temporary discoloration may result.

Precautions

Do not allow product to contact people or pets directly or through drift. Keep people and pets off lawn during application. People and pets may reenter lawn after dusts have settled.

Watering or Rain

- Do not water your lawn for 24 hours after application. Water will wash the weed control off the weed's leaves and reduce the effectiveness of this product.
- This product should not be applied if rain is expected within the next 24 hours.

Important

What to Expect

- Weed stems and leaves will begin to twist and curl in a few days, but a month or more may be required for complete control.
- This product will not prevent weed seeds from producing new plants.

Extreme Temperatures

Avoid applying when temperatures are constantly above 90° F.

Seeding/Sodding/Sprigging

- Wait until the new grass has been mowed at least four times before applying (Product Name).
- If you are planning to seed, sod or sprig, you should wait at least one month after you have applied (Product Name).

[Optional Florida Environmental statement. Note to PM: Label placement here is optional]:

Do not apply near water, storm drains or drainage ditches. Do not apply if heavy rain is expected. Apply this product only to your lawn, and sweep any product that lands on the driveway, sidewalk or street, back onto your lawn.

[Note to PM: End of Option 4]

11/28

Directions for Use [Option 5]

Read and follow package recommendations and instructions for use.

It is a violation of federal law to use this product in a manner inconsistent with its labeling.

- This product applies 1.5 pounds of 2,4-D per acre per application.
- Do not apply more than twice per year.

Application

- Apply only when daytime temperatures are regularly between 60° and 90° F.
- Do not allow product to contact people or pets directly or through drift. Keep people and pets off lawn during application. People and pets may reenter lawn after dusts have settled.
- Apply only to grass. Do not allow granules or dust to drift onto flowers, shrubs, fruit or vegetables.
- Grass should not touch the bottom of a drop spreader. Tall grass should be mowed a day or two before application.
- Delay application on newly seeded, sodded or sprigged areas until new grass has been mowed 4 times.
- Do not seed, sod or plant grass sprigs until at least one month after using this product.
- Do not apply on St. Augustinegrass, Floratam, dichondra, lippia, carpetgrass or bentgrass.
- On bahia or centipede grass lawns, wait until after the second mowing of the year, but NOT before mid-March.
- In fall, DO NOT treat centipede grass after Oct. 1, nor bahiagrass after Nov. 1.

Easy to Follow Instructions

Apply with a drop or rotary spreader. For best results, use a Scotts spreader.

Step 1 Make sure that the grass is wet from dew or sprinkling before applying.

- This helps particles adhere to weed leaves to produce best results.

Step 2 Set and fill spreader.

- Set spreader to the setting indicated by the chart below.

Step 3 Apply product.

- Apply on a calm day.
- Do not water or mow lawn for at least 24 hours after application. Granules must remain on weed leaves for 24 hours to be effective.
- Delay application if rain is expected within 24 hours.
- Do not apply near water, storm drains or drainage ditches. Do not apply if heavy rain is expected. Apply this product only to your lawn. [Optional Florida Environmental statements. Note to PM: Label placement here is optional]

Step 4 Clean-up.

- Return unused product to original container and store out of reach of children and pets.
- Sweep any product that lands on the driveway, sidewalk or street, back onto your lawn. [Optional Florida Environmental statement. Note to PM: Label placement here is optional]
- To keep lawn products from reaching storm sewers, sweep or blow any stray particles from hard surfaces back onto lawn area. Do not clean spreader over hard surfaces or near storm drains. [Optional]

Step 5 Enjoy your lawn.

[Note to PM: End of Option 5]

Spreader Settings

[Optional Florida Environmental statement. Note to PM: Label placement in front of [within]any spreader settings section is optional]:

Do not apply near water, storm drains or drainage ditches. Do not apply if heavy rain is expected. Apply this product only to your lawn, and sweep any product that lands on the driveway, sidewalk or street, back onto your lawn.

[Option 1]

Tips on Spreading

Scotts Drop:

- Do not apply during windy days.
- First apply 2 header strips.
- Overlap spreader application area to avoid strips of untreated lawn.
- Shut off spreader when you reach the header strip or any time you stop.

EasyGreen® Rotary:

- Slide shut-off lever to the right, application automatically starts and stops when you do
- Avoid misses by making each pass about 30 inches from the previous one so some overlapping occurs

Scotts Spreader Settings

	Spreader Setting (covers X,XXX sq ft)
Scotts Drop Spreaders	XX
Scotts EasyGreen™ Rotary	XX
Scotts SpeedyGreen™ Rotary	XX

Additional Spreader Settings

(Non-Scotts spreader settings are approximate. You may need to adjust for proper coverage).

C-2	C
Cyclone Rotary (Model B)	3
Central Drop (#205).....	6
Sears Drop (Model #19810).....	4
Ortho Drop (#5000	5
Greenview Drop (Spread II).....	1
Precision Drop (Red Devil).....	5

(The following instructions to be used on 1,000 sq ft shaker container only)

APPLICATION RATE (Actual Size)

contents of this package covers a
25 ft. by 40 ft. area (1,000 sq ft)

[Picture of
shaker carton]

Use lightweight shaker
carton to sprinkle evenly
over lawn as shown.

[Picture of dime]

If you have questions

We designed this program to make having a better lawn as simple and easy as possible. But you may still have some questions about your lawn during the year. If so, you can contact the Scotts Lawn Pro retailer where you bought this program. They are ready to answer your questions and provide any help or information that you may need - OR-You can get the answer by talking directly with one of Scotts lawn counselors. Simply dial this toll-free number 1-800-543-TURF (in Ohio 1-800-762-4010).

[Option 2]

Spreading Tips

For best results, use a Scotts spreader

	Spreader Setting REGULAR RATE covers 5,000 sq.ft.	DIRECTIONS
Scotts Drop Spreaders	X	Mow lawn first; apply 2 longest direction of lawn, overlapping wheel marks.
Scotts EasyGreen® Rotary	X	Make each pass about XX header strips; apply inches from previous pass to overlap spread width.
Scotts SpeedyGreen® Rotary	X	Make each pass about X feet from previous pass to overlap spread width.

18/24

SETTINGS FOR DROP SPREADERS	
	NORMAL
Scotts - all models	XXX
Republic EZ Drop	XXX
Ortho	XXX
Sears, K Gro	XXX
Red Devil	XXX

SETTINGS FOR ROTARY SPREADERS	
	NORMAL
Scotts EasyGreen® (30" spread width)	XXX
Scotts SpeedyGreen® (5' spread width)	XXX
Republic EZ Rotary	XXX
Ortho, Sears, K Gro	XXX
Red Devil	XXX

When Using A Drop Spreader: Mow lawn first if grass is tall enough to touch the bottom of the spreader. First apply two header strips. Then operate spreader the longest way of the lawn. Overlap wheel marks to insure uniform feeding. Shut off spreader when you have reached the header strips or when you have stopped.

When Using A Rotary Spreader: Shut-off spreader any time you stop. For complete coverage make each pass according to spreader manufacturer's directions so some overlapping occurs.

[Option 3]

Spreader Settings
Spreading Tips

Apply header strips. Then apply product in longest direction of lawn. For best results, use a Scotts® spreader.

[art-Broadcast/Rotary spreaders] [art-Drop Spreaders]

Scotts Broadcast/Rotary Spreaders

Each pass should be within 5 feet of each other to ensure an overlap.

Scotts Basic®, Standard™, Deluxe™, Edgeguard®, Lawn Pro® or SpeedyGreen®

Scotts EasyGreen® Each pass should be within 30" of each other to ensure an overlap.

Scotts Drop Spreaders

Make sure spreader wheel completely overlaps previous wheel marks.

Scotts AccuGreen®

[Settings] X,X,X For additional spreader settings, please call 1-800-543-TURF (8873). Covers X,XXX sq. ft

[Option 4]

Spreader Settings Covers XXXX sq. ft.

[Art: Broadcast/Rotary spreader] **Scotts Broadcast/Rotary Spreaders**

Apply header strips. Then apply product in longest direction of lawn. For best results, use a Scotts spreader. Shut off spreader or stop each time you reach a header strip. Each pass should be within 5 feet of each other to ensure an overlap..

Scotts Basic, Standard, Deluxe, Edgeguard, Lawn Pro or SpeedyGreen X

Scotts EasyGreen X

Scotts Drop Spreaders X

Make sure spreader wheel completely overlaps previous wheel marks.

Scotts AccuGreen

For additional spreader settings, please call 1-800-543-TURF (8873).

19/24

[Optional Header: First Aid and Environmental Information (Hazards)]

KEEP OUT OF REACH OF CHILDREN
CAUTION
PRECAUTIONARY STATEMENTS

Hazards to Humans and Domestic Animals

CAUTION. Causes moderate eye irritation. Avoid contact with eyes or clothing. Wash hands and exposed skin with soap and water after handling.

First Aid

If in eyes: Hold eye open and rinse slowly and gently with water for 15-20 minutes. Remove contact lenses, if present, after first 5 minutes, then continue rinsing eye.

Call a poison control center or doctor for treatment advice. Have the product container or label with you when calling poison control center or doctor, or going for treatment.

Environmental Hazards

This pesticide is toxic to fish and aquatic invertebrates. Do not apply directly to water, to areas where surface water is present, or to intertidal areas below the mean high water mark except as noted on appropriate labels. Drift and runoff may be hazardous to aquatic organisms in water adjacent to treated areas. Do not contaminate water when disposing of equipment washwaters.

This chemical has properties and characteristics associated with chemicals detected in groundwater. The use of this chemical in areas where soils are permeable, particularly where the water table is shallow, may result in groundwater contamination. Application around a cistern or well may result in contamination of drinking water or groundwater.

Storage and Disposal

STORAGE: Reseal opened bag by folding top down and securing.

DISPOSAL: If Empty: Do not reuse this container. Place in trash or offer for recycling if available. If partly filled: Call your local solid waste agency for disposal instructions. Never place unused product down any indoor or outdoor drain.

[Back Panel]

***GUARANTEED ANALYSIS**

(Product Name) XX-X-X F643

Total nitrogen(N)..... XX%

- XX% ammoniacal nitrogen
- XX% urea nitrogen
- XX% other water soluble nitrogen*
- XX% water insoluble nitrogen

Available phosphate (P₂O₅)..... X%

Soluble potash (K₂O)..... X%

Sulfur (S)..... XX%

XX% combined sulfur (S)

Derived from: methylene urea, ammonium sulfate, ammoniated phosphate, and potassium sulfate

*Contains X.X% slowly available methylenediurea and dimethylenetriurea nitrogen.

U.S. Patent No. 5,102,440

(or U.S. Patent Nos. 4,378,238 and 5,102,440 or This product and/or its manufacture is covered by one or more of the following U.S. patents and foreign counterparts thereof: U.S. patent numbers 5,219,415; 5,405,426; 5,300,135; 5,466,274; 4,378,238; 5,102,440)

Information regarding the contents and levels of metals in this product is available on the internet at <http://www.regulatory-info-sc.com>

20/22

NOTICE: Buyer assumes all risks of use, storage or handling of this product not in accordance with directions.

Scotts No-Quibble Guarantee®

If for any reason you, the consumer, are not satisfied after using this product, you are entitled to get your money back. Simply send us evidence of purchase and we will mail you a refund check promptly.

[Art: SMG/NYSE icon] The Scotts Company
14111 Scottslawn Rd.
Marysville, OH 43041

© 2007 Licensed by The Scotts Company LLC.
World rights reserved. Made in U.S.A. (or Product of U.S.A.)

EPA Reg. No. 538-280

EPA Est. No. 538-OH-1

†CAS # 94-75-7

††CAS #16484-77-8

CLI SUB-LABEL
EPA Reg. No. 538-280

Feeds and Treats X,XXX square feet



Super Turf Builder Plus 2

LAWN FERTILIZER AND BROADLEAF WEED CONTROL

- Builds thick, green turf from the roots up without burning your lawn
- Kills dandelions, chickweed, white clover and most other broadleaf weeds
- Patented formula kills weeds that ordinary weed & feeds miss
- For best results, apply a Turf Builder® Annual Program (see back for details)

DO NOT USE ON ST. AUGUSTINEGRASS, FLORATAM, DICHONDRA, LIPPIA, CARPETGRASS OR BENTGRASS LAWNS.

ACTIVE INGREDIENTS:

2,4-D†.....	1.00%
MCPP††.....	0.50%
OTHER INGREDIENTS.....	98.50%
Total	100.00%

†CAS #94-75-7 ††CAS #16484-77-8

EPA Reg. No. 538-280

EPA Est 538-OH-1

KEEP OUT OF REACH OF CHILDREN AND PETS
CAUTION

See back for additional precautionary statements

XX-X-X

NET WEIGHT XX.X lb (X.XX kg)

Made in U.S.A.

21/24

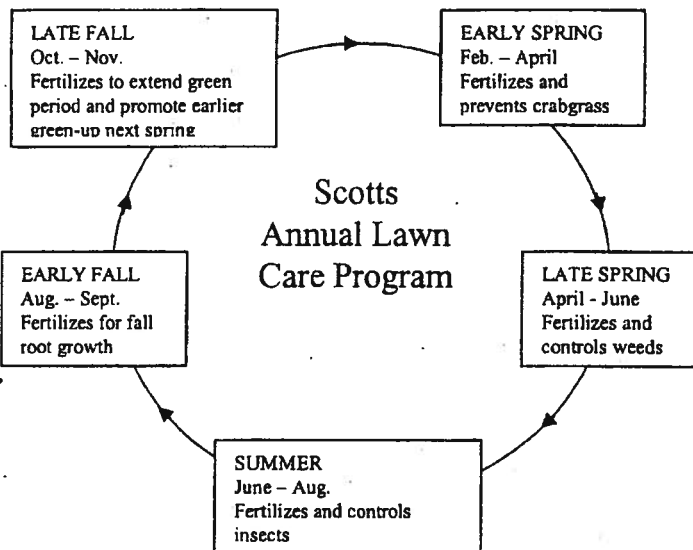
BACK

For best results, apply Scotts® Annual Lawn Care Program.

- Start the program at any time.
- Allow 2 months between applications.

[ART] For lawns in the shaded areas, phone 1-800-543-TURF, or visit our web site at www.scottslawn.com for the Annual Lawn Care Program for your area.


DO NOT USE ON ST. AUGUSTINEGRASS, FLORATAM, DICHONDRA, LIPPIA, CARPETGRASS OR BENTGRASS LAWNS.



Why Scotts (Product Name) is better than the rest:

Granule Size

Scotts tiny, lightweight granules stick to weed leaves far better than the larger, heavier pellets of other weed & feeds. The better the product adheres to the weed leaves, the better the results!



Scotts Mistake Proof Granules™

Each Scotts individual granule contains both the weed control ingredient and fertilizing nutrients -- every inch of your lawn receives the proper amount of both. Common weed & feeds utilize separate pellets for each ingredient, resulting in hit-or-miss weed control and fertilization.

OR

The Scotts Advantage:

Tiny, Lightweight Particles For Better Weed Control

Weed killers, work by entering through the weeds leaves. Therefore, its best to apply a weed & feed to a wet lawn, so the particles can stick better to the weeds. (Product Name) has tiny, lightweight granules that stick to weed leaves far better than the larger pellets of other weed killers, for better control.

And unlike most weed & feeds, every Scotts All-in-One* particle contains plant nutrients and the weed control ingredient. Scotts provides consistent feeding and weed control to every square inch of turf for a green, thick lawn. Guaranteed!

*All-in-One = nitrogen, phosphorus, potassium and the weed control ingredient contained in every particle.

22/24

(Product Name) (PHOTO)

-weed leaves for better weed control

- All-in-One particles contain nutrients and weed control ingredient for green, thick lawns.

Ordinary Mixed Fertilizers (PHOTO)

- Nutrients and the weed control ingredient often in separate particles, resulting in inconsistent weed control and feeding.

KEY PRODUCT FACTS

Directions for Use

It is a violation of federal law to use this product in a manner inconsistent with its labeling.

☞ Make sure that the ART grass is wet from dew or sprinkling before applying. (This helps particles adhere to weed leaves to produce best results.)

☞ Set spreader to the setting indicated by the chart on right before applying.

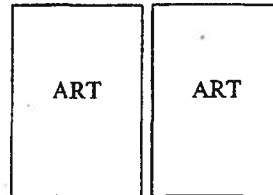
Spreader Settings covers XXXX sq. ft.

Scotts Rotary Spreaders Setting

Scotts SpeedyGreen® X
Make each pass about 5 feet from previous one to ensure an overlap.

Scotts EasyGreen® XX
Make each pass about 30 inches from previous one to ensure an overlap.

Spreading Tips
Apply header strips. Then apply product in longest direction of lawn.



Scotts Drop Spreaders Setting

All metal models X
Make sure spreader wheel completely overlaps previous wheel mark.

All plastic models XX
Make sure spreader wheel completely overlaps previous wheel mark.

Additional Spreader Settings

EZ Drop, Republic (#530)..... X
EZ Broadcast, Republic (#540) ..X

Red Devil Drop (#FH-22)..... X
Red Devil Rotary (#FH-22)..... X

What To Avoid

- Do not allow product to contact people or pets directly or through drift. Keep people and pets off lawn during application. People and pets may reenter lawn after dusts have settled.
- Do not water or mow lawn for at least 24 hours after application. (Granules must remain on weed leaves for 24 hours to be effective.)
- Do not apply if rain is expected within 24 hours.
- Do not apply if day temperatures are regularly below 60° or above 90° F.

ART

- For maximum product effectiveness, keep people and animals off lawn after treatment.

- Apply only to grass. Do not allow granules or dust to drift onto flowers, shrubs, fruit or vegetables.
- Grass should not touch the bottom of a drop spreader. Tall grass should be mowed a day or two before application.
- Delay application on newly seeded, sodded or sprigged areas until new grass has been mowed four times.
- Do not seed, sod or plant grass sprigs until at least one month after using this product.

ART

- Do not apply on St. Augustinegrass, Floratam, dichondra, lippia, carpetgrass, or bentgrass.

- On bahia or centipedegrass lawns, wait until after the second mowing of the year, but NOT before mid-March.
- In fall, DO NOT treat centipedegrass after Oct. 1, nor bahiagrass after Nov. 1.
- Apply on a calm day.
- This product applies 1.5 pounds of 2,4D per acre per application. Do not apply more than twice per year.

Storage and Disposal

ART

- STORAGE: Store in a clean, dry place. Reseal opened bag by folding top down and securing.

- DISPOSAL: IF EMPTY: Do not reuse this container. Place in trash or offer for recycling if available. IF PARTLY FILLED: Call your local solid waste agency for disposal instructions. Never place unused product down any indoor or outdoor drain.

First Aid and Environmental Information

ART

Keep out of Reach of Children and Pets. CAUTION

PRECAUTIONARY STATEMENTS Hazards to Humans and Domestic Animals

ART

CAUTION. Causes moderate eye irritation. Avoid contact with eyes or clothing. Wash hands and exposed skin with soap and water after handling.

First Aid:

If in eyes: Hold eye open and rinse slowly and gently with water for 15-20 minutes. Remove contact lenses, if present, after first 5 minutes, then continue rinsing eye.

Call a poison control center or doctor for further treatment advice. Have the product container or label with you when calling poison control center or doctor, or going for treatment.

Environmental Hazards:

This pesticide is toxic to fish and aquatic invertebrates. Do not apply directly to water, to areas where surface water is present, or to intertidal areas below the mean high water mark except as noted on appropriate labels. Drift and runoff may be hazardous to aquatic organisms in water adjacent to treated areas. Do not contaminate water when disposing of equipment washwaters.

This chemical has properties and characteristics associated with chemicals detected in groundwater. The use of this chemical in areas where soils are permeable, particularly where the water table is shallow, may result in groundwater contamination. Application around a cistern or well may result in contamination of drinking water or groundwater.

[Optional Florida Environmental statement. Label placement here is optional]:

Do not apply near water, storm drains or drainage ditches. Do not apply if heavy rain is expected. Apply this product only to your lawn, and sweep any product that lands on the driveway, sidewalk or street, back onto your lawn.

24/24

Guaranteed Analysis

(Product Name)	XX-X-X	F643
Total nitrogen (N)	XX%
X.X% ammoniacal nitrogen		
XX.X% urea nitrogen		
XX.X% other water soluble nitrogen*		
X.X% water insoluble nitrogen		
Available phosphate (P ₂ O ₅)	X%
Soluble potash (K ₂ O)	X%

Derived from: monoammonium phosphate, urea, methylene ureas, and potassium sulfate or muriate of potash.

*Contains XX% slowly available methylenediurea and dimethylenetriurea nitrogen.

U.S. Patent No. 4,378,238
Product of U.S.A.

The Scotts Company
14111 Scottslawn Road
Marysville, Ohio 43041

© 2007 Licensed by The Scotts Company LLC.
World rights reserved. Made in U.S.A.

Questions / Information


	F643
<input type="checkbox"/>	Phone toll-free 1-800-543-TURF

<input type="checkbox"/>	Visit our web site www.scottslawn.com
--------------------------	--

Notice: Buyer assumes all risks of use, storage or handling of this product not in accordance with directions.

Scotts No-Quibble Guarantee™

If for any reason you, the consumer, are not satisfied with results after using this product, you are entitled to get your money back. Simply send us evidence of purchase and we will mail you a refund check promptly.




Attachment 4

538-202

05/16/2006

1/24

 <p align="center">U.S. ENVIRONMENTAL PROTECTION AGENCY Office of Pesticide Programs Registration Division (7505P) Ariel Rios Building 1200 Pennsylvania Ave., NW Washington, D.C. 20460</p> <p align="center">NOTICE OF PESTICIDE: _ Registration <u>X</u> Reregistration (under FIFRA, as amended)</p>	EPA Reg. Number: 538-202	Date of Issuance: MAY 16 2006
	Term of Issuance: Unconditional	
	Name of Pesticide Product: Crabgrass Preventer Plus Lawn Food	
Name and Address of Registrant (include ZIP Code): THE SCOTTS COMPANY 14111 SCOTTSLAWN RD MARYSVILLE, OHIO 43041		
<p>Note: Changes in labeling differing in substance from that accepted in connection with this registration must be submitted to and accepted by the Registration Division prior to use of the label in commerce. In any correspondence on this product always refer to the above EPA registration number.</p> <p>On the basis of information furnished by the registrant, the above named pesticide is hereby registered/reregistered under the Federal Insecticide, Fungicide and Rodenticide Act. Registration is in no way to be construed as an endorsement or recommendation of this product by the Agency. In order to protect health and the environment, the Administrator, on his motion, may at any time suspend or cancel the registration of a pesticide in accordance with the Act. The acceptance of any name in connection with the registration of a product under this Act is not to be construed as giving the registrant a right to exclusive use of the name or to its use if it has been covered by others.</p> <p>Based on your response to the Reregistration Eligibility Document(s), EPA has reregistered the product listed above. Enclosed is a copy of your label stamped "Accepted". This action is taken under the authority of section 4 (g) (2) (c) of the Federal Insecticide, Fungicide, and Rodenticide Act, as amended.</p> <p>Reregistration under this section does not eliminated the need for continual reassessment of pesticides. EPA may require submission of data at any time to maintain the registration of your product.</p> <p>A stamped copy of your labeling is enclosed for your records.</p>		
Signature of Approving Official: Joanne I. Miller Product Manager 23 Herbicide Branch Registration Division (7505P)	Date: MAY 16 2006	

2/24

MASTER LABEL

(FRONT)



Crabgrass Preventer Plus Lawn Food
EPA Reg No 538-202

(Weed-and-Feed)

SCOTTS®

ACCEPTED

MAY 16 2006

Under the Federal Insecticide, Fungicide, and Rodenticide Act as amended, for the pesticide registered under EPA Reg. No.

538-202

(OPTIONAL FRONT PANEL CLAIMS AND INFORMATION)

- This is the only fertilizer or weed control you will need until fall.
- Prevents and controls weeds at the right time.
- Extended feeding to green and thicken your lawn through spring and summer
- Slow-release nitrogen fertilizer – for uniform growth and extended feeding
- Poly-S™ Technology, polymer encapsulated nitrogen
- Patented [timed-release nitrogen] formula builds thick, green lawns from the roots up
- Apply early in the spring for season-long prevention.
- Specially formulated with Scotts Poly-S time release fertilizer, used by Landscape Professionals
- Contains both readily available nitrogen for quick green up and controlled release nitrogen for uniform growth and extended feeding.
- Highly effective pre-emergent control of crabgrass, foxtail, spurge, oxalis, and other grassy and broadleaf weeds.
- Patented timed-release formula builds greener, thicker [thick, green] lawns from the roots up
- [Results] Backed by Scotts No-Quibble Guarantee
- More greening power than [Note to PM: this claim is only reference to Scotts products (e.g. Our Super Turf Builder line contains XX% more nutrients than our standard Turf Builder line)]
- Prevents Crabgrass from Germinating
- Builds Thick, Green Lawns
- Apply in Early Spring: February– April
- Lawn Success Made Easy
- This simple 2-treatment program eliminates the confusion over what and when to apply for a thick, green, weed-free lawn . . . guaranteed.
- Apply the first treatment anytime February through April to prevent weeds and to fertilize. Apply the second treatment six to eight weeks later to control weeds and to fertilize through the summer. These two applications replace three regular applications of fertilizer.
- America's favorite crabgrass preventer plus lawn fertilizer for established lawns
- Prevents crabgrass, barnyardgrass, *Poa annua*, foxtail, oxalis, spurge, (and other problem weeds– see back) plus fertilizes with America's favorite fertilizer
- Not for use on dichondra or bentgrass lawns
- Not for newly seeded areas.* (*See back for appropriate products to use when seeding)
- Patented MURP® formula for developing thick, green lawns
- Patented Particle™ Technology
- Experience The Scotts Advantage™
- Stops crabgrass before its starts!
- Early Season Lawn Fertilizer and Crabgrass Preventer
- Prevents crabgrass and 8 other problem weeds

3/24

- Delivers pre and early post-emergent crabgrass control
- Results backed by Scotts No-Quibble Guarantee
- Prevents weeds and fertilizes your lawn
- Stops crabgrass and other weeds before they sprout and helps make your lawn its thickest, greenest ever.
- Stops crabgrass and other weeds before they sprout and fertilizes your lawn.
- Start anytime . . . just check the month below and apply products at 2 month intervals.
- **Guaranteed results**
 - Each step is designed to the specific season to help give you a greener lawn.
- **Save Money**
 - Why even consider a lawn care service? Scotts Lawn Pro® Annual Program will give you a beautiful lawn for about one-third the cost.
- **Start anytime**
 - You can begin the Annual Program anytime of the year. Just check the month and select the appropriate Step listed. Apply the remaining Steps at two-month intervals.
- **Simple and easy**
 - No more guesswork. You simply apply the right product— one Step at a time.
- For best results, apply as part of a Scotts Annual Lawn Pro® Program [see back for details]
- Now its easy for you to have a better lawn.
- Scotts best for a Picture-Perfect lawn
- Results with one application
- Greens in 72 hours
- Starts working immediately!
- Prevents crabgrass all season
- Stops crabgrass before it starts
- A thick, green lawn in days
- Greening last for months.
- See the results with a lush, deep green lawn
- **Guaranteed results**
- 2 in 1 - Prevents crabgrass and greens your lawn
- Exclusive All-In-One particle provides even, complete coverage
- Won't burn your lawn
- Strengthens turf from the roots up
- Thickens lawn to fill in thin spots
- Wake up your lawn after winter!
- Rebuilds your lawn after winter!
- Rebuild your lawn!
- Easy to apply!
- Deep feeds you lawn with essential nutrients
- Results you can see within a few days!
- Gives visible results with one application!
- Revives lawn with essential nutrients
- Get your lawn off to a strong start this spring!
- **Guaranteed not to burn your lawn!**

A Scotts® Lawn Pro® Product
Available only at authorized Lawn Pro® stores (Dealers)

- Provides even greening – better than all soluble fertilizers
 - XX% more greening power than brand X [Note to PM: this claim is only reference to Scotts products (e.g. Our Super Turf Builder line contains XX% more nutrients than our standard Turf Builder line)]
- 538-202 (Amend pending) Page 2 of 23

4/24

- Prevents crabgrass, foxtail, spurge, barnyardgrass, fall panicum, and oxalis (common yellow woodsorrel) while greening your lawn without rapid, extreme growth.
- Formulated for the home environment.

Prevents crabgrass and 8 other problem weeds

Thicker, greener turf - satisfaction guaranteed

COVERAGE: Treats (and fertilizes) 5,000 – 6,000 sq. ft.

APPLICATION: (See back for details)

Apply in early spring (or apply anytime February through April). Not for use on dichondra or bentgrass lawns.

XX NITROGEN	X PHOSPHORUS	X POTASSIUM
Essential for plant growth; makes grass green.	Stimulates root growth; helps grass multiply.	Makes plant strong; better able to resist drought and extreme heat.

Golf course results for your home lawn!

Exclusive Particle Technology

- 79 of the top 100 golf courses use exclusive Scotts Ultra fertilizer technology for maximum turf performance
- Timed-release nitrogen won't burn your lawn

ULTRA GREENING POWER!

[FRONT PANEL CONT.]

NET WEIGHT XX.XX LBS

XX-X-X

KEEP OUT OF REACH OF CHILDREN
CAUTION

See back for additional precautionary statements

ACTIVE INGREDIENT:

Pendimethalin† 1.22%

INERT INGREDIENTS: 98.78%

Total 100.00%

†CAS #40487-42-1

EPA Reg. No. 538-202

EPA Est 538-OH-1

Crabgrass Preventer Plus Lawn Food XX-X-X

643-XXX

5/24

[GUSSETS]

Scotts®
Crabgrass Preventer
Plus Lawn Food

SCOTTS POLICY
No-Quibble Guarantee
See back for details

XXXXX

Treats (and fertilizes) up to 5,000 – 6,000 sq. ft.
(Treats and feeds 5,000 sq. ft.)

Stops crabgrass and other weeds before they sprout and helps make your lawn its thickest, greenest ever.

Stops crabgrass and other weeds before they sprout and fertilizes your lawn.

Prevents weeds and fertilizes your lawn.

[OPTIONAL GUSSET]

PULL TAB
and remove for
pour spout

TB+H XXXXX
5-6M
PROOF OF
PURCHASE

Easy PULL HERE
Open ~~-OR-~~
CUT HERE TO OPEN

Crabgrass Preventer
Plus Lawn Food

(Weed-and-Feed)

6/24

BACK

Guaranteed Analysis

Total nitrogen (N) XX%
 XX% ammoniacal nitrogen
 XX% urea, methylene ureas nitrogen**
 XX% water insoluble nitrogen
 Available phosphate (P₂O₅)X%
 Soluble potash (K₂O).....XX%

Derived from: monoammonium phosphate, urea, methylene ureas, muriate of potash or potassium sulfate.

Chlorine, not more thanXX%

Product of USA

U.S. Patent No's 5,219,465; 5,300,135

** Contains XX% slowly available methylenediurea and dmethylenetriurea nitrogen.

Treats (and fertilizes) up to 5,000 – 6,000 sq. ft.
(Treats and feeds 5,000 sq. ft.)

Scotts®
Crabgrass Preventer
Plus Lawn Food

SCOTT'S POLICY
No-Quibble Guarantee
See back for details

The Scotts Company
14111 Scottslawn Rd.
Marysville, Ohio 43041

©2005. The Scotts Company. World rights reserved.

OPTIONAL BACK PANEL CLAIMS

[CLAIMS SPECIFIC TO PHOSPHORUS-FREE PRODUCT LINE]

- Phosphorus-Free Formulation
- Phosphorus-Free Fertilizer
- Scotts® Phosphorus-Free fertilizer provides the best formula for soils already containing a high natural presence of available phosphorus. A soil test can help determine if your soil will support normal turf growth without phosphorus supplement
- Scotts Phosphorus-Free products are specially formulated with Scotts Poly-S® timed-release fertilizer. The unique Poly-S® coating provides your lawn with uniform growth and an extended feeding for up to two months.
- Apply Scotts® Phosphorus-Free Fertilizer with Crabgrass Preventer in Early Spring (February to April)
Highly effective pre-emergent control of crabgrass and other grassy weeds
Provides a regular turf feeding
- Apply Scotts® Phosphorus-Free Fertilizer with Weed Control Anytime Broadleaf Weeds are Actively Growing
Kills dandelions, clover, and other broadleaf weeds
Provides a regular turf feeding
- Apply Scotts® Phosphorus-Free Fertilizer Anytime
Thickens and greens lawns
Provides a regular turf feeding

7/24

XX	XX	XX
Nitrogen for Color	Phosphorus for Strength	Potassium for Protection
Contributes to thicker, greener growth.	Stimulates root growth. Test your soil regularly to see if phosphorus should be applied	Protects turf against disease and drought damage.

The Scotts Difference™

Patented Particle™ Technology

Unlike ordinary weed-and-feeds (or crabgrass preventer), every particle of this product contains Scotts® patented timed-release nitrogen plus phosphorus, potassium, and weed control. (See back for details.)

Spring applications prevent crabgrass, foxtail, oxalis, spurge and knotweed.

Fall applications prevent moss, *Poa annua*, and chickweed.

- Contains Poly-S™ exclusive controlled release nitrogen
- Scotts No-Quibble Guarantee™
- Toll-Free Consumer Helpline (1-800-543-TURF)

“We guarantee thick, green, weed-free turf without risk of burning or surge growth.”

Builds thick, green turf from the roots up without burning your lawn.

For best results, apply a Turf Builder® product four times a year (see back for details).

Treats and feeds X,XXX sq. ft.

-OR-

The Scotts Difference™

Scotts patented (exclusive) Particle Technology is available only in Scotts® products, so don't be fooled by weed and-feeds (or crabgrass preventers) claiming to be “just like Scotts”.

Uniform proportions of the major nutrients—timed-release nitrogen, plus phosphorus and potassium – and weed control are bonded together in every Crabgrass Preventer plus Lawn Food particle, so they are distributed evenly across the entire lawn, eliminating hit-or-miss feeding and weeding. And the timed-release nitrogen feeds your lawn safely, without burning, and steadily for up to 2 months. Because of Scotts exclusive timed-release nitrogen, you won't get the rapid surge growth associated with ordinary, fast-release weed-and-feeds. With regular mowing, you will have fewer clippings and may not even have to bag your clippings.

Remember, even weed-and-feeds (or crabgrass preventers) claiming to contain slow- or controlled-release nitrogen typically are just simple mixes, so they can't deliver the consistent great results you'll get from Scotts patented Particle Technology. With Scotts Crabgrass Preventer Plus Lawn Food, you can be assured that every particle contains timed-release nitrogen, plus the other primary nutrients and weed control.

8/24

ORDINARY SIMPLE MIXES	SCOTTS TECHNOLOGY
<ul style="list-style-type: none"> Nutrient and crabgrass preventer granules of many different sizes and shapes. Result: granules of unequal size can separate during application 	<ul style="list-style-type: none"> Ultra Crabgrass Preventer Plus Lawn Food granules are consistent in composition. Result: consistent distribution of nutrients and crabgrass preventer.

ORDINARY SIMPLE MIXES	SCOTTS TECHNOLOGY
<ul style="list-style-type: none"> The amount of individual nutrients and crabgrass preventer in each square inch of lawn may vary greatly. Result: uneven, inconsistent crabgrass prevention and feeding. 	<ul style="list-style-type: none"> Ultra Crabgrass Preventer Plus Lawn Food delivers the same ratio of primary nutrients plus crabgrass preventer to every treated square inch of turf. Result: consistent greening plus better crabgrass prevention.

-OR-

[Experience] The Scotts Advantage™: Feeds Your Lawn and Stops Crabgrass Before It Starts! Scotts Crabgrass Preventer Plus Lawn Food works by forming a preventive barrier in the soil. Unlike most [many/other/ordinary] crabgrass prevention products, every Scotts particle contains plant nutrients and the prevention ingredient. Scotts All-in-One particles™ feed and provide a preventive barrier to every treated square inch of your lawn, keeping crabgrass and other grassy weeds from sprouting all season long.

All-in-One = nitrogen, phosphorus, potassium and the crabgrass prevention ingredient contained in every particle.

- | | |
|---|--|
| <p>Crabgrass Preventer Plus Lawn Food</p> <ul style="list-style-type: none"> Each All-in-One* particle contains nutrients and the crabgrass prevention ingredient Evenly dispersed particles provide better crabgrass prevention and more consistent feeding | <p>Ordinary Mixed Fertilizers</p> <ul style="list-style-type: none"> Nutrients and the crabgrass prevention ingredient often in separate particles Particles can separate during application, resulting in inconsistent crabgrass prevention and feeding. |
|---|--|

[OPTIONAL CLAIMS]

Crabgrass Preventer Plus Lawn Food
Crabgrass Preventer Plus Lawn Food particles deliver the same ration of nitrogen, phosphorus, potassium and weed preventer in every treated square inch of turf for even, consistent feeding plus better crabgrass prevention.

Ordinary Mixed Crabgrass Preventer
Granules contain different nutrient and crabgrass prevention granules of different sizes and shapes can separate during application resulting in uneven, inconsistent crabgrass prevention and feeding.

Poly-S™ Technology

Scotts® Slow-release polymer-encapsulated nitrogen fertilizer – for uniform growth with extended feeding.

Advantages of Crabgrass Preventer Plus Lawn Food

SUPERIOR QUALITY

Our small, uniform granules cover your lawn completely to stop these weeds before they start. All this means that Crabgrass Preventer plus Lawn Food gives your lawn the best seasonlong crabgrass, foxtail and spurge prevention available.

SCOTTS TRIONIZED® II FORMULA PROVIDES A MORE EFFICIENT NITROGEN THAN EVER BEFORE to help promote quicker greening.

9/24

Crabgrass Preventer plus Lawn Food WON'T BURN YOUR LAWN. The nitrogen in the Trionized® II formula is buffered. This means Crabgrass Preventer Plus Lawn Food greens your lawn without the danger of burning.

PART OF THE NITROGEN IN CRABGRASS PREVENTER PLUS LAWN FOOD IS TIMED-RELEASE to provide a supply of this essential nutrient to help your lawn stay thick and green for up to 6 to 8 weeks.

EACH CRABGRASS PREVENTER PLUS LAWN FOOD GRANULE CONTAINS THE THREE MAJOR NUTRIENTS AND CRABGRASS PREVENTER. We bond Scotts unique controlled-release nitrogen with other essential nutrients and a unique crabgrass preventer so your lawn receives a safe, uniform feeding and the most effective seasonlong crabgrass, foxtail and spurge prevention available.

CRABGRASS PREVENTER PLUS LAWN FOOD	COMPETITIVE SIMPLE MIXTURE <i>-or-</i> ORDINARY MIXED CRABGRASS PREVENTOR
<ul style="list-style-type: none"> • Every granule contains nitrogen, phosphorous, potassium and crabgrass preventer. • Provides safe, even greening with uniform crabgrass prevention. 	<ul style="list-style-type: none"> • Granules contain different nutrients. • May cause uneven greening and spotty crabgrass prevention.

--OR--

--OR--

<p>Scotts Technology: Turf Builder® plus Halts for Lawns granules are consistent in composition.</p> <p>Result: consistent distribution of nutrients and crabgrass preventer. Turf Builder with Halts delivers the same ratio of nutrients plus crabgrass preventer to every treated square inch of turf. Result: consistent greening plus better crabgrass prevention.</p>	<p>Ordinary Simple Mixes: Nutrient and crabgrass preventer granules of many different sizes and shapes.</p> <p>Results: granules of unequal size can separate during application which can result in uneven, inconsistent crabgrass prevention and feeding.</p>
---	---

AMERICA'S FAVORITES

OTHER GREAT TURF BUILDER® PRODUCTS FOR YOUR LAWN.

If weeds are a problem, use Turf Builder Plus 2®, America's favorite weed and feed. This product clears out dandelions and over 50 other broadleaf weeds while providing your lawn with a safe, uniform feeding of fertilizer.

If you don't have weed problems, use Turf Builder®, America's favorite lawn fertilizer. Turf Builder® promotes quick, deep greening without the danger of burning.

These great Turf Builder® products are developed specifically by Scotts for the unique needs of your lawn – your satisfaction is unconditionally guaranteed.

Turf Builder Plus 2®
Fertilizer plus Broadleaf Weed Control
(Crabgrass Preventer)

Turf Builder®
Fertilizer

OPTIONAL BACK PANEL CLAIMS

Advantages

- Safe feeding – won't burn when applied as directed
- Quick greening – usually in 4 to 6 days
- Long lasting – feeds up to 2 months
- Dependable – traditional Scotts quality
- Prevents 9 weeds:

10/24

Grassy Weeds		Broadleaf Weeds
barnyardgrass	fall panicum	chickweed
crabgrass, large	foxtail	oxalis (yellow woodsorrel)
crabgrass, smooth	<i>Poa annua</i>	spurge (prostrate)

What to Expect

Crabgrass and other weeds listed will be prevented all summer and your lawn will be greener in one week (4-6 days).

OPTIONAL

For best results, apply the Scotts® Turf Builder® Annual Program

For best results, apply Scotts Annual Lawn Care Program

- No more guesswork . . . apply the right product at the right time for a thick, green, weedfree lawn.
- Start anytime . . . just check the month below and apply products at 2 month intervals
- Start the program at any time
- Allow 2 months between application

Crabgrass Preventer Plus Lawn Food	Turf Builder® With Plus 2 Weed Control
<ul style="list-style-type: none"> • Apply in early spring (Feb. – April) • Prevents crabgrass and other annual weeds while feeding your lawn. (In the Pacific Northwest, substitute Turf Builder and Moss Control Granules. For St. Augustinegrass, substitute Bonus S. For dormant bermudagrass, substitute Halts.) 	<ul style="list-style-type: none"> • Apply in late spring (April – June) • Kills dandelions and other broadleaf weeds while feeding your lawn. (For St. Augustinegrass, substitute Turf Builder.)
Turf Builder® With Insect Control	Turf Builder®
<ul style="list-style-type: none"> • Apply in summer (June – Aug.) • Kills lawn damaging insects plus fleas while feeding your lawn. • For grub control, apply Scotts® GrubEx® anytime from April to mid-August. 	<ul style="list-style-type: none"> • Apply in fall (Aug. – Nov.) • Important time to feed for a thicker, greener lawn.

Crabgrass Preventer Plus Lawn Food (Treatment One) forms a barrier in the soil which prevents foxtail, spurge, barnyardgrass, fall panicum and oxalis (common yellow woodsorrel) from sprouting and appearing above ground level.

Treatment Two will control dandelions and most other weeds that have already sprouted and are growing.

— OR —

Eliminates growing broadleaf weeds with Scotts Super Turf Builder Plus 2 Weed Control plus Fertilizer.

Stops crabgrass and other weeds before they sprout and helps make your lawn its thickest, greenest ever.

What to expect: Crabgrass and other weeds listed will be prevented all summer and your lawn will be greener in 4 to 6 days.

Crabgrass Preventer Plus Lawn Food forms a barrier in the soil which prevents crabgrass, foxtail, spurge, barnyardgrass, fall panicum, goosegrass, and oxalis (common yellow woodsorrel) from sprouting and appearing above ground level. This product does not control dandelions or any other weeds (including crabgrass) that are already sprouted and growing. You can kill growing broadleaf weeds with Scotts Super Turf Builder Plus 2 weed control plus lawn fertilizer.

11/24

Super Turf Builder® lawn fertilizer contains extra nitrogen, carefully blended with potassium and phosphorus, to make your lawn greener.

- Your lawn will be greener in 4 to 6 days if weather conditions are good (warm soil, some moisture) and application instructions were followed.
- The greening will reach its peak 8 to 10 days after application. The color difference will be more noticeable if your lawn is hungry to begin with.
- Super Turf Builder works below the soil, too, helping to promote root and rhizome development; this strengthens the grass plants and enables them to produce more blades of grass, and it thickens the lawn with the addition of new grass plants.
- Thin areas of turf will fill in over time (about 6 weeks), creating a more uniformly dense lawn.

[OPTIONAL BACK PANEL CLAIMS

step™ 1. Early spring February – April

Crabgrass Preventer plus Fertilizer – prevents crabgrass, foxtail, spurge, oxalis, chickweed and other annual weeds while providing deep, thick greening for up to 2 months. This is Scotts best fertilizer plus crabgrass preventer. In the Pacific Northwest, Step™ 1 is “Moss Control plus Lawn Fertilizer (*or*) Turf Builder with Moss Control.” For St. Augustinegrass, Step™ 1 is “Super Bonus S.”

step™ 2. Late Spring April – June

Weed Control plus Fertilizer – controls dandelions, clover, chickweed and other broadleaf weeds while [*greening -or- feeding*] your lawn for up to 2 more months. This is Scotts best weed and feed. For St. Augustine, Step™ 2 is “Super Turf Builder.”

step™ 3. Summer June – August

Insect Control plus Fertilizer – controls white grubs, chinch bugs, sod webworms and other lawn insects plus [*keeps your lawn green -or- greens your lawn*] through the Summer. For grub control apply “Scoots® GrubEx® anytime from April to mid-August.

step™ 4. Fall August – November

Lawn Fertilizer – specifically formulated for the Fall – the best time to develop a stronger root system for a more vigorous, thicker lawn. Helps your lawn green up even quicker next Spring. This is Scotts best fall fertilizer.

**Super Winterizer Additional Super Winterizer Feeding Late Fall
September – November**

4 to 6 weeks after Early Fall Lawn Fertilizer feeding. Apply as last feeding in fall to help prepare your Lawn for winter.

12/24

OPTIONAL INFORMATION ON LAWN SIZING/APPLICATION SEASONS!

Coverage Treats (and fertilizes) up to 5,000 – 6,000 sq. ft.
(Treats and feeds 5,000 sq. ft.)

How much is enough?

To determine the square footage of your lawn, walk the length and width of your lawn; one average pace equals about 3 feet. Multiply the length of the lawn by the width of the lawn. This equals the area of your lawn in square feet. NOTE: If your lawn has an irregular shape, measure square areas, then add the figures together to reach your total lawn size.

How and when to apply Apply in early spring.

Easy to Apply

[NOTE TO PM: OPTION 1 DIRECTIONS FOR USE]

DIRECTIONS FOR USE

It is violation of Federal law to use this product in a manner inconsistent with its labeling.

Application

- Apply to dry foliage. It is not necessary to water in after application. However, for best results the lawn should receive $\frac{1}{4}$ to $\frac{1}{2}$ inch of water from rainfall or watering within 23 days after application.
- Apply this product in early Spring before the 4th mowing or before temperatures are regularly in the 80s (See Map). Rain, snow or freezing weather after application will not affect the performance of this product.
- Do not seed or sod for four growing months following application. This product can prevent seeds from germinating.
- On newly seeded or sodded areas, wait until grass has been mowed at least 4 times.
- Do not use on Dichondra or bentgrass lawns.
- Do not apply to shrubs, flower or garden seed beds or plants.
- Allow at least 4-6 weeks between applications of any other product in this Program.
- Do not apply material to cement, stone, clothing, or shoes. If contact occurs brush off particles to prevent staining. If necessary, rinse off with water.
- This product applies 1.5 [1.25] lbs of pendimethalin per acre at the regular rate [and 1.67 lbs of pendimethalin at the heavy rate]. Do not apply more than twice a year.

Raking

You may rake your lawn lightly to remove grass clippings or debris. But avoid breaking the soil surface in your lawn for 4 months after application. Heavy raking will disturb the crabgrass barrier and reduce the effectiveness of this product.

13/24

Do not enter or allow others to enter the treated area until dust has settled. Do not apply this product in a way that will contact any person or pet, either directly or through drift. Keep people and pets out of the area during application.

Storage and Disposal

Storage: Store in a clean, dry place. Reseal opened bag by folding top down and securing.

Disposal: If Empty: Do not reuse this container. Place in trash or offer for recycling if available.

If Partly Filled: Call your local solid waste agency or 1-800-CLEANUP for disposal instructions. Never place unused product down any indoor or outdoor drain.

[NOTE TO PM: END OF OPTION 1 DIRECTIONS FOR USE]

[NOTE TO PM: OPTION 2 DIRECTIONS FOR USE]

Directions for Use

It is a violation of Federal law to use this product in a manner inconsistent with its labeling.

Ready ["man reading" icon]

WHEN TO APPLY

To prevent the germination of crabgrass, spurge, foxtail, barnyardgrass, fall panicum and oxalis (common yellow woodsorrel), apply:

- Before temperatures regularly reach the 80s
- When the lawn is dry. It is not necessary to water-in immediately after application. However, for best results the lawn should receive ¼ to ½ inch of water from rainfall or watering within 23 days after application.
- If you have recently seeded your lawn, you cannot apply this product until the new lawn has been mowed 4 times. On newly sprigged areas, wait 5 months before using.
- This product controls crabgrass in its early stages of growth, not mature crabgrass, broadleaf weeds, or other crabgrass in its early stages of growth.
- Wait at least 4 months between applications. Do not apply more than twice a year.
- This product applies 1.5 [1.25] lbs of pendimethalin per acre at the regular rate [and 1.67 lbs of pendimethalin at the heavy rate]. Do not apply more than twice a year.

HOW TO APPLY

Set [man filling spreader icon]

NORTHERN LAWNS: Kentucky bluegrass, fine and tall fescue, perennial ryegrass, buffalograss and blends of these grasses.

SOUTHERN LAWNS: Bermudagrass, St. Augustinegrass, bahiagrass, centipedegrass and blends of these grasses.

This product cannot be used on dichondra or bentgrass lawns.

[NOTE TO PM: SPREADER SETTING WILL BE INSETED HERE]

Go [man pushing spreader icon]

Apply two strips around the lawn perimeter, and then apply in the longest direction of the lawn (see example at right). Release control lever at the end of a row or if you stop.

[spread pattern diagram]

14/24

[NOTE TO PM: OPTIONAL LANGUAGE]

Spreader tips

When using a broadcast spreader, make each pass 5 feet from the previous pass.
When using a drop spreader, make each pass 30 inches from the previous pass.
Don't apply to driveway, sidewalk or street.

Know [man and sprinkler icon]

AFTER YOU APPLY

- Lawn should receive 1/2-inch of water within 3 days of application.
- Do not seed or sod for 4 months.
- Do not aerate the lawn for 4 months.
- To prevent staining, sweep product off of cement, stone or metal surfaces
- Do not allow people or pets to enter the treated area until dust has settled.
- Do not apply this product in a way that will contact any person or pet, either directly or through drift.
- Keep people and pets out of the area during application.

Storage and Disposal

Storage: Store in a clean, dry place. Reseal opened bag by folding top down and securing.
Disposal: If Empty: Do not reuse this container. Place in trash or offer for recycling if available.
If Partly Filled: Call your local solid waste agency or 1-800-CLEANUP for disposal instructions. Never place unused product down any indoor or outdoor drain.

[NOTE TO PM: END OF OPTION 2 DIRECTIONS FOR USE]

[DIRECTIONS FOR USE VERSION #3]

HOW AND WHEN TO APPLY

Apply Turf Builder plus Halts for Lawns in early spring to prevent crabgrass and other weeds from germinating.

DIRECTIONS FOR USE

It is violation of Federal law to use this product in a manner inconsistent with its labeling.

APPLICATION

Turf Builder plus Halts® for Lawns should be applied when your lawn is dry. It is not necessary to water it in after application. However, for best results the lawn should receive ¼ to ½ inch of water from rainfall or watering within 2-3 days after application.

Apply in early spring before the 3rd or 4th mowing or before temperatures are regularly in the 80s. Rain, snow or freezing weather will not affect the performance of this product.

- For Kentucky bluegrass, fine fescue, tall fescue, perennial ryegrass and blends of these grasses, apply at the **REGULAR RATE**.
- For bermudagrass, St. Augustinegrass, bahiagrass, centipedegrass and blends of these grasses, apply at the **HEAVY RATE**.
- This product applies 1.5 [1.25] lbs of pendimethalin per acre at the regular rate [and 1.67 lbs of pendimethalin at the heavy rate]. Do not apply more than twice a year.
- Apply to prevent germination of crabgrass, foxtail, barnyardgrass, fall panicum, spurge* and oxalis (common yellow woodsorrel):
 - in early spring (before dandelions reach the puffball stage)
 - before March in southern California
 - before mid-March in northern California

*For heavy infestations a repeat treatment is recommended after 6-8 weeks.

Apply in August or September to prevent germination of *Poa annua* and chickweed

USE PRECAUTIONS

Do not seed or sod for 4 months following application. The crabgrass barrier prevents grass seed from sprouting.

15/24

Not for use on dichondra or bentgrass lawns. Except for heavy infestations of spurge, allow at least 4-month interval between applications of this product.

Do not enter or allow others to enter the treated area until dust has settled. Do not apply this product in a way that will contact any person or pet, either directly or through drift. Keep people and pets out of the area during application.

IMPORTANT: Do not rake or aerify for 4 months after application to avoid disturbing the crabgrass barrier on the soil surface.

Seeding/sodding/sprigging

Please do not apply to newly seeded or sodded areas until after the fourth mowing. On newly sprigged areas, wait 5 months before application.

Actively growing crabgrass or moss

This product controls crabgrass in its early stages of growth. This product does not control mature crabgrass and other existing weeds. You can kill broadleaf weeds with Scotts Turf Builder with Plus 2.

Storage and Disposal

Storage: Store in a clean, dry place. Reseal opened bag by folding top down and securing.

Disposal: If Empty: Do not reuse this container. Place in trash or offer for recycling if available.

If Partly Filled: Call your local solid waste agency or 1-800-CLEANUP for disposal instructions. Never place unused product down any indoor or outdoor drain.

[END OF DIRECTIONS FOR USE VERSION #3]

[DIRECTIONS FOR USE VERSION #4]

DIRECTIONS FOR USE

It is violation of Federal law to use this product in a manner inconsistent with its labeling.

1. To prevent the germination of crabgrass, foxtail, barnyardgrass, fall panicum, spurge* and oxalis (common yellow woodsorrel), apply to dry foliage in the early spring:
 - before dandelions reach the puffball stage
 - before the third or fourth mowing
 - before temperatures regularly reach the 80s
 - before March in southern California; or
 - before mid-March in northern California
2. Set spreader to the setting indicated by the chart on the right before applying
3. It is not necessary to water it in after application. However, for best results the lawn should receive ¼ to ½ inch of water from rainfall or watering within 2-3 days after application.

For areas with moss problems, such as Pacific Northwest, Turf Builder plus Halts® for Lawns can be applied to lawns in the fall to prevent moss from growing.

This product applies 1.5 [1.25] lbs of pendimethalin per acre at the regular rate [and 1.67 lbs of pendimethalin at the heavy rate]. Do not apply more than twice a year.

16/24

What to Avoid

- Do not seed or sod for 4 months following application. [Optional- The crabgrass barrier prevents grass seed from sprouting.]
- Do not rake or aerify for 4 months after application to avoid disturbing the crabgrass barrier [on the soil surface]
- Do not apply to newly seeded or sodded areas until after the fourth mowing. On newly sprigged areas, wait 5 months before applying the product.
- Do not apply to dichondra or bentgrass lawns. Allow at least a 4-months interval between applications of this product.
- Do not enter or allow others to enter the treated area until dust has settled.
- Do not apply this product in a way that will contact any person or pet, either directly or through drift.
- Keep people and pets out of the area during application.

Actively growing crabgrass or moss

This product controls crabgrass in its early stages of growth. This product does not control mature crabgrass and other existing weeds. You can kill broadleaf weeds with Scotts Turf Builder with Plus 2.

Storage and Disposal

Storage: Store in a clean, dry place. Reseal opened bag by folding top down and securing.

Disposal: If Empty: Do not reuse this container. Place in trash or offer for recycling if available.

If Partly Filled: Call your local solid waste agency or 1-800-CLEANUP for disposal instructions. Never place unused product down any indoor or outdoor drain.

[END OF DIRECTIONS FOR USE VERSION #4]

FIRST AID

If on skin or clothing: Take off contaminated clothing. Rinse skin immediately with plenty of water for 15-20 minutes. **If in eyes:** Hold eye open and rinse slowly and gently with water for 15-20 minutes. Remove contact lenses, if present, after first 5 minutes, then continue rinsing eye. Call a poison control center or doctor for treatment advice. Have the product container or label with you when calling poison control center or doctor, or going for treatment.

PRECAUTIONARY STATEMENTS

Hazards to Humans and Domestic Animals: Harmful if absorbed through the skin. Causes moderate eye irritation. Avoid contact with eyes, skin, or clothing.

User Safety Recommendations

User should wash hands before eating, drinking, chewing gum, using tobacco, or using the toilet. User should remove clothing immediately if pesticide gets inside. Then wash thoroughly and put on clean clothing.

Environmental Hazards: This pesticide is toxic to fish. Do not apply directly to water. Runoff from treated areas may be hazardous to aquatic organisms in neighboring areas. Do not contaminate water when disposing of equipment washwaters. In case of spills, either collect for use or dispose of properly.

Staining Note: Can cause staining to cement, stone, metallic surfaces (such as automobiles and garden furniture), clothing or shoes. If contact occurs, brush off particles to prevent staining and/or unwanted tracking into the house. If necessary, rinse off with water.

17/24

Scotts & Your Environment

We care.

Scotts products are designed with care to grow thicker, greener lawns.

You should, too.

A healthy lawn cleans the air, produces oxygen and prevents excessive runoff and soil erosion.

Do the right thing.

Help keep our water resources clean. Use as directed. Apply this product only to your lawn, and sweep up any product that lands in the driveway, sidewalk or street.

The Scotts Company
14111 Scottslawn Rd
Marysville, OH 43041

2003. Licensed by The Scotts Company. World rights reserved.

[Note to PM: Product applies 1.25 or 1.50 lbs ai/acre at the Regular Rate and 167 lbs ai/acre at the Heavy Rate]

[OPTIONAL SPREADER INFORMATION]

Spreader Setting	Regular Rate (covers 5,000 or 6,000 sq. ft.)	Heavy Rate (covers 4,500 sq. ft.)
Scotts Drop Spreaders	X	X
Scotts EasyGreen™ Rotary	X	X
Scotts SpeedyGreen® Rotary	X	X

Additional Spreader Settings

EZ Drop (Republic)	XX	Ortho Drop	X
Cyclone Rotary	XX	Green View Drop	X
Sears Drop	XX	Precision Drop	X

(Non-Scotts spreader settings are approximate. You may need to adjust for proper coverage.)

If your spreader is a:	Set the spreader at: [COVERS 5,000 – 6,000 sq ft)	Set the spreader at: [COVERS – 4,500 sq ft]
Scotts Rotary Spreader	X	X
Scotts SpeedyGreen®, EdgeGuard®, Basic, Standard and Deluxe with EdgeGuard®		
Scotts EasyGreen®	X	X
EZ Broadcast, Republic #540; Scotts Broadcast Tractor Spreader	X	X
Scotts Drop Spreader	X	X
Scotts AccuGreen®		
Scotts Precision Green®		
EZ Drop, Republic #530	X	X

18/24

TIPS ON SPREADING WITH SCOTT'S SPREADERS

Scotts Drop:

- First apply 2 header strips
- Operate spreader the longest way of the lawn
- Overlap wheels to insure uniform feeding
- Shut off spreader when you have reached the header strips or stopped
- Mow lawn first if grass is tall enough to touch the bottom of the spreader

EasyGreen™ Rotary:

- Slide shut-off lever to the right. Application automatically starts and stops when you do
- For complete coverage make each pass about 30 inches from the previous one so some overlapping occurs

SpeedyGreen™ Rotary:

- Shut-off spreader anytime you stop
- For complete coverage make each pass about 5 feet from the previous one so some overlapping occurs

Avoid applying product in flower beds adjacent to lawns

[ALTERNATE SPREADER INFORMATION]

Spreading Tips. For best results, use a Scotts spreader:

Scotts Drop: Mow lawn first if grass is tall enough to touch the bottom of the spreader. First apply two header strips. Then operate spreader the longest way of the lawn. Overlap wheel marks to insure uniform feeding. Shut off spreader when you have reached the header strips or stopped.

Scotts EasyGreen™ Rotary: Slide shut-off lever to the right; application automatically starts and stops when you do. For complete coverage make each pass about 30 inches from the previous one so some overlapping occurs.

Scotts SpeedyGreen™ Rotary: Shut off spreader anytime you stop. For complete coverage make each pass about 5 feet from the previous one, so some overlapping occurs. Avoid applying this product on flowers, vegetables and shrub plantings.

[ALTERNATE SPREADER SETTING INFORMATION]

Spreading Tips

For best results, use a Scotts spreader

	Spreader Settings		
	REGULAR RATE covers 5,000 – 6,000 sq. ft.	HEAVY RATE Covers 4,500 sq ft	DIRECTIONS
Scotts [AccuGreen®] Drop Spreaders	X	X	Mow lawn first; apply 2 header strips; apply longest direction of lawn, overlapping wheel marks
Scotts PrecisionGreen® Drop Spreader	X	X	Mow lawn first; apply 2 header strips; apply longest direction of lawn, overlapping wheel marks
Scotts SpeedyGreen® & EdgeGuard™ Rotary	X	X	Make each pass about X feet from previous pass to overlap spread width.
Scotts EasyGreen® Rotary	X	X	Make each pass about XX inches from previous pass to overlap spread width.

19/24

[ALTERNATE SPREADER SETTING INFORMATION]

Spreader Settings

For best results, use a Scots® Spreader

Spreading tips

Apply header strips. Then apply in the longest direction of lawn.

	Regular Rate covers 5,000 – 6,000 sq ft	HEAVY RATE Covers 4,500 sq ft
Scotts Rotary Spreaders Each pass should be within the distance indicated below to ensure an overlap Scotts SpeedyGreen® & EdgeGuard™ rotary (passes within 5 feet of each other)	X	X
Scotts Drop Spreaders Make sure spreader wheel completely overlaps previous wheel marks	X	X
Scotts AccuGreen® Drop Spreaders	X	X
Scotts PrecisionGreen® Drop Spreader	X	X

[ALTERNATE SPREADER SETTING INSTRUCTIONS]

For best results always use a Scots® spreader	Regular Rate Covers 5,000 – 6,000sq ft	Heavy Rate Covers 4,500 sq ft	Width of Coverage
Scotts® AccuGreen® Drop Spreader	X		X
Scotts SpeedyGreen®	X		X
Scotts Broadcast Tractor	X		X

OPTIONAL BACK PANEL CLAIMS]

There's a Scots product for every need:

Dandelions? Scots Super Turf Builder Plus 2 weed control plus lawn fertilizer eliminates over 50 weeds while giving your lawn a full feeding of Super Turf Builder® lawn fertilizer.

Seeding, sodding, or sprigging, for new lawns, use Scots Starter™ Fertilizer and follow up in 4 to 6 weeks with Scots Turf Builder to establish new plantings.

Confused over what to do or when to do it? With Scots 4-Step™ annual program it is hard to fail. Simply apply Step™ I in early spring and another Step™ every two months. You will eliminate weeds and insects and feed your lawn yearround with Scott's best annual program. (NOT for dichondra, St. Augustinegrass and some geographical areas.)

Lawn Questions?

Have questions or need advise?

Questions, Comments, Information

Call Scott's toll-free consumer helpline: 1-800-543-TURF (In Ohio, 1-800-762-4010)

Open Monday through Saturday 9:00 am to 5:00 pm EST.

-OR-

Consumer Helpline 1-800-539-6569

20/24

"Lawn Success Made Easy"

Visit Scott's website at www.scottslawn.com

Your Do-It-Yourself Lawn Care Headquarters

Scotts Lawn Pro retailers can provide you with do-it-yourself expertise and products to have a beautiful lawn simply and easily . . . for less money than hiring a lawn service. That's why we call them lawn pros!

QUESTIONS?

If you have questions you can talk directly with a Scotts Lawn Counselor. Simply call the tollfree number: 1-800-543-TURF (In Ohio, 1-800-762-4010).

Scotts Policy
No-Quibble Guarantee®

If for any reason you[, the consumer,] are not satisfied [with results] after using this product, you are entitled to get your money back. Simply send us evidence of purchase and we will mail you a refund check promptly.

Scotts . . . the lawn people
Marysville, Ohio 43041

Dedicated to a Beautiful World™ Trusted by generations of homeowners [gardeners], Scotts® [Miracle-Gro®] is dedicated to helping you enhance and protect the natural beauty of your home environment.

Are you proud of your lawn?

If you have a lawn success story using Scotts products, we'd like to hear about it. Write to Scotts Consumer Service, 14111 Scottslawn Road, Marysville, Ohio 43041. Photos are welcome.

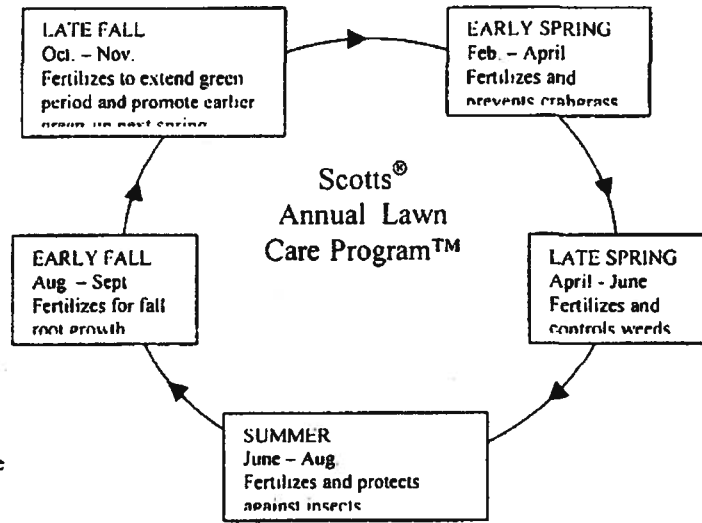
21/24

[NOTE TO PM: CLI FORMAT OPTION]

Back panel

For best results, apply Scotts Annual Lawn Care Program.

- Start the program at any time.
- Allow 2 months between applications.



[ART] For lawns in the shaded areas, phone 1-800-543-TURF or visit our website at www.scottslawn.com for the Annual Lawn Care Program for your area.

The Scotts Advantage™ :

Scotts Turf Builder Plus Halts for Lawns works by forming a preventive barrier in the soil. Unlike most crabgrass prevention products, every Scotts particle contains plant nutrients and the prevention ingredient. Scotts all-in-one* particles™ feed and provide a preventative barrier to every treated square inch of your lawn, keeping crabgrass and other grassy weeds from sprouting all season long.

ART
(Scotts)

ART
(others)

- Each all-in-one particle contains nutrients and the crabgrass prevention ingredient
- Evenly dispersed particles provide better crabgrass prevention and more consistent feeding
- Nutrients and the crabgrass prevention ingredient often in separate particles
- Particles can separate during application, resulting in inconsistent crabgrass prevention and feeding

*All-in-one = nitrogen, phosphorous, potassium and the crabgrass prevention ingredient contained in every particle

22/24

PM: CLI format cont.)

KEY PRODUCT FACTS

DI

Spreading Tips

Apply header strips.
Then apply product in
longest direction of
lawn.

Spreader Settings: For best results, use a Scotts spreader

Regular Rate
covers 5,000 sq. ft.

Scotts Rotary Spreaders: Each pass should be within the distance indicated below to ensure an overlap

ederal law
n a
with its



Scotts SpeedyGreen®
(passes within 2 feet of each other)

X

X

Scotts EasyGreen®
(passes within 30 inches of each other)

XX

XX

ermination of
xtail,
anicum and
low
dry foliage in

Scotts Drop Spreaders: Make sure spreader wheel completely overlaps previous wheel marks

ns reach the puffball



All metal models

X

X

or fourth mowing;
ures regularly reach

All plastic models

XX

XX

southern California;

ch in northern

ie setting indicated
before applying.

Additional Spreader Settings	EZ Drop, Republic (#530)	X	Scotts Broadcast Tractor Spreader	X
	EZ Broadcast Republic (#540)	X		

What To Avoid

- Do not seed or sod for 4 months after application.
- Do not rake or aerate for 4 months after application to avoid disturbing crabgrass barrier.
- Do not apply to newly seeded or sodded areas until after the 4th mowing. On newly sprigged areas, wait 5 months before applying product.
- Do not apply to dichondra or bentgrass lawns.
- Do not apply this product more than twice annually. Allow at least a 4-month interval between applications of this product.

This product can cause staining. To prevent staining and/or unwanted tracking of particles into the house, sweep or brush accidentally applied materials off of cement, stone, metallic surfaces (such as autos and garden furniture), clothing and shoe surfaces. If necessary, rinse off with water.

This product does not control actively growing crabgrass and other existing weeds. You can kill growing broadleaf weeds with Scots Turf Builder ® with Plus 2® Weed Control.

Storage and Disposal

- **Storage:** Store in a clean, dry place. Reseal opened bag by folding top down and securing.
- **Pesticide Disposal:** Securely wrap original container in several layers of newspaper and discard in trash.
- **Container Disposal:** Do not reuse bag. Discard in trash.

FIRST AID AND ENVIRONMENTAL HAZARDS

KEEP OUT OF REACH OF CHILDREN. CAUTION

PRECAUTIONARY STATEMENTS:

Hazards to Humans and Domestic Animals: CAUTION, causes eye irritation. Do not get in eyes, on skin or clothing. Wash after handling. May be harmful if swallowed. Do not contaminate feed or foodstuffs. Do not graze treated areas. Do not feed clippings to livestock.



- **FIRST AID:** If in eyes or on skin, flush with plenty of water and get medical attention if irritation persists.

Environmental Hazards: This pesticide is toxic fish. Do not apply directly to water. Runoff from treated areas may be hazardous to aquatic organisms in neighboring areas. Do not contaminate water when disposing of equipment washwaters. In case of spills, either collect for use or dispose of properly.

Guaranteed Analysis

Turf Builder		
Plus Halts XX-X-X		F643
Total nitrogen (N).....	XX%	
X.X% ammoniacal nitrogen		
XX.X% urea nitrogen		
XX.X% other water soluble nitrogen*		
X.X% water insoluble nitrogen		
Available phosphate (P ₂ O ₅).....	X%	
Soluble potash (K ₂ O).....	X%	

Derived from: monoammonium phosphate, urea, methylene ureas, and muriate of potash.

Chlorine, not more than..... X%

*Contains 11.7% slowly available methylenediurea and dimethylenetriurea nitrogen.

Questions / Information



Consumer Help Line
1-800-543-TURF (8873)




Visit our web site
www.scottslawn.com

U S Patent No. 4,378,238
Product of U.S.A.
The Scotts Company
14111 Scottslawn Road
Marysville, Ohio 43041
©
1
9
9

Scotts No-Quibble Guarantee™

If for any reason you are not satisfied with results after using any Scotts product, you are entitled to get your money back. Simply send us evidence of purchase and we will mail you a refund check promptly.



24/24

l

Attachment 5



UNITED STATES ENVIRONMENTAL PROTECTION AGENCY

WASHINGTON, D.C. 20460

OFFICE OF
PREVENTION, PESTICIDES
AND TOXIC SUBSTANCES

March 29, 2001

Mr. George Meindl
FMC Corporation
Agricultural Products Group
1735 Market Street
Philadelphia, PA 19103

Subject: Submission of Efficacy Data
Talstar® 0.086 Lawn Granular Insecticide with Fertilizer / EPA Reg. No. 279-3203
Talstar® 0.1 Lawn Granular Insecticide / EPA Reg. No. 279-3173
Your Submission Dated March 2, 2001

Dear Mr. Meindl:

The labeling referred to above, submitted in connection with registration under the Federal Insecticide, Fungicide, and Rodenticide Act, as amended, is acceptable subject to the comments listed below. Two (2) copies of the finished labeling must be submitted prior to releasing the product for shipment. A stamped copy of the label is enclosed for your records.

- 1) The efficacy data you submitted have been found acceptable, however, some of the pests require higher application rates than those listed on your label. Centipedes and millipedes require a rate of 4.8 lbs of product per 1000 square feet (0.2 lb ai/acre) and scorpions, sowbugs and pillbugs require a rate of 9.6 lbs of product per 1,000 square feet (0.4 lb ai/acre). Please delete these pests from your label. Please note that the necessity of higher application rates for centipedes, millipedes, sowbugs and pill bugs was inadvertently omitted in our correspondence of March 9, 2001. At that time we had only referenced scorpions (of the pests listed above) as needing the higher rate of application. We regret the error. Please update both labels accordingly. We have attached the entire efficacy review for EPA Reg. No. 279-3203 for your information.
- 2) Please fix your First Aid statement. It appears that you have exchanged the "If Swallowed" and "If In Eyes" information.

2415

- 3) Per 40 CFR 156.10 (a)(5). please remove the statement "Save Money. Why even consider a lawn care service? Scotts Lawn Pro Annual Program will give you a beautiful lawn for about one third the cost" from your label.

If you have any questions regarding this action, please contact Tracy Keigwin of my team at (703) 305-6605.

Sincerely,

Tracy Keigwin
do George T. LaRocca
Product Manager (13)
Insecticide Branch
Registration Division (7505C)

FRONT PANEL

Talstar®

0.086 Lawn Granular Insecticide with Fertilizer XX-XX-XX¹

[photo: beautiful lawn] or [photo: insects and photo: grass]

Optional Branding

- Lawn Pro® "Available only at authorized Scotts® Lawn Pro® retailers"
- Scotts® Lawn Pro® Annual Program
- [seal] Annual **SCOTT'S BEST** Program
- Step 3™ of 4 Easy Steps to a Better Lawn
- Lawn Pro®
- (Scotts®)

ACCEPTED
with COMMENTS
by EPA Letter Dated
MAR 29 2001
Under the Federal Insecticide,
Fungicide, and Rodenticide Act
as amended, for the pesticide
registered under EPA Reg. No.
279-3203

Optional Product Descriptor

- Summer Lawn Fertilizer and Insect Control
- Summerizer® Fertilizer and Insect Control
- Insect Protection and Summer Fertilizer
- Insect Protection and Fertilization
- Insect Control with Fertilizer

Optional Front Panel Claims:

- Builds thick, green turf from the roots up without burning your lawn
- Kills insects that cause your lawn to thin and turn brown
- Corrects most lawn insect problems (for grub control, use Scotts® GrubEx®)
- All-in-One Particles™ provide even insect control and feeding!
- For best results, apply a Scotts Annual Lawn Care Program™ (see back for details)
- For best results, apply a Scotts Annual Program (see back for details)
- Controls many lawn insect problems
- Apply in Summer: June – August
- Scotts® Best Annual Program for a Picture Perfect Lawn
- Corrects many lawn insect problems
- Thicker, greener turf – satisfaction guaranteed
- Specially formulated with Scotts® Poly S® timed-release fertilizer, used by Landscape Professionals
- Controls chinch bugs, sod webworms (lawn moth), fleas, ticks (including ticks that may transmit Lyme Disease), and other lawn pests listed on the back
- Contains both readily available nitrogen for quick green-up and controlled release nitrogen for uniform growth and extended feeding

[insert photo/illustration: chinch bug, sod webworm, lawn moth]

¹ Note to EPA Reviewer – The fertilizer value will be filled in to match the Confidential Statement of Fertilizer values.

4 of 15

MASTER LABEL - TALSTAR 0.086 LAWN GRANULAR INSECTICIDE WITH FERTILIZER

[Front Panel Cont.]

13.33lb (XX.X kg) Treats and Feeds 5,000 square feet

Optional Coverage Statements:

39.99 lb (XX.X kg) Treats and Feeds 15,000 square feet

40.39 lb (XX.X kg) Treats and Feeds 15,150 square feet

EPA Reg. No. 279-3203

EPA Est. 279-XXX

Active Ingredient:	By Wt.
Bifenthrin.....	0.086%
Other Ingredients:	99.914%
	100.000%

†CAS# 82657-04-03

*CIS isomers 97% minimum, trans isomers 3% maximum.

U.S. Patent No. 4,238,505


KEEP OUT OF REACH OF CHILDREN

CAUTION

See back panel for additional precautionary statements.

XX-XX-XX (insert analysis here)

FMC Corporation
Agricultural Products Group
Philadelphia, PA 19103



5 7 15

MASTER LABEL - TALSTAR@ 0.086 LAWN GRANULAR INSECTICIDE WITH FERTILIZER

[BOTTOM FRONT]

Treats and Feeds XXXX Square Feet

[Above will be inverted on back of bag]


(Branding) Talstar 0.086 Lawn Granular Insecticide with Fertilizer (XXXX - stock number)

[LEFT GUSSET]

[UPC Code] Feeds and Treats XX,XXX Square Feet (Branding) Talstar 0.086 Lawn Granular Insecticide with Fertilizer (XXXX - stock number)

[RIGHT GUSSET]

[UPC Code] Feeds and Treats XX,XXX Square Feet (Branding) Talstar 0.086 Lawn Granular Insecticide with Fertilizer (XXXX - stock number)



[BACK PANEL]

[DIAGONAL LINE - SCISSORS ART]

-----CUT HERE TO OPEN-----

Optional Back Panel Claims

For best results, apply Scotts Annual Lawn Care Program™.

- Start the program at any time.
- Allow 2 months between applications.

The phrase "Scotts Annual Lawn Care Program" and the Scotts Fertilization Wheel Graphic are both trademarks of The Scotts Company and its related companies.

Winterizer™

Fertilizes to extend green period and promotes earlier green-up next Spring

LATE FALL (Oct. - Nov.)

Turf Builder® with Halts®

Fertilizes and prevents crabgrass

EARLY SPRING (Feb. - April)

**Scotts®
Annual Lawn
Care Program™**

Turf Builder®

Fertilizes for fall root growth

EARLY FALL (Aug. - Sept.)

Turf Builder® with Plus 2®


Fertilizes and controls broadleaf weeds

LATE SPRING (April - June)

Turf Builder® with Insect Control

Fertilizes and protects against insects

SUMMER (June - Aug.)



7 8 15

The Scotts Advantage™: All-in-One* Particles™

All-in-One* Particles™ contain plant nutrients and Scotts® exclusive insect control ingredient. Scotts® provides consistent feeding and insect control to every square inch of turf for a thick, green lawn. Guaranteed!

[Art]
Talstar 0.086 Lawn
Granular Insecticide
With Fertilizer

All-in-One* Particles™ contain nutrients and Scotts® exclusive insect control ingredient for a thick, green lawn – guaranteed!

*All-in-One = nitrogen, phosphorous, potassium and the insect control ingredient contained in every particle.

OR

(Scotts®) Value-Priced Annual Program*

To improve your lawn, apply the Scotts Lawn Pro Value-Priced Annual Program. Start anytime! Just check the month and apply products at two-month intervals.

*For an even better lawn, consider Scotts Best Annual Program, which provides more feeding and weed control. Your Lawn Pro retailer can help you with this selection.

[Illus. – Lawn Pro Crabgrass Preventer plus Lawn Fertilizer, Lawn Pro Weed and Feed, Lawn Pro Insect Control plus Lawn Fertilizer, Lawn Pro Lawn Fertilizer, Lawn Pro Super Winterizer]

Early Spring
(February-April)

Prevents crabgrass and other weeds while feeding your lawn. (In the Pacific Northwest, substitute Turf Builder® with Moss Control. For St. Augustinegrass, substitute Super Bonus® S. For dormant Bermudagrass, substitute Halts®.)

Late Spring
(April-June)

Kills dandelions and other broadleaf weeds while feeding your lawn. (For St. Augustinegrass, substitute Super Turf Builder®.)

Summer
(June-August)

Kills lawn-damaging insects while feeding your lawn. For grub control, apply Scotts® GrubEx® anytime from late-April to mid-August.

8 7 15

Early Fall
(August-September)

The best time to feed for a thicker, greener lawn.

Late Fall
(September-November)

Apply 4 to 6 weeks after the Early Fall application. This last feeding in fall will help prepare your lawn for winter.

OR

(Scotts®) Lawn Pro® Annual Program
Now it's easy for you to have a better lawn!

Start Anytime
You can begin the Annual Program anytime of the year. Just check the month and select the appropriate STEP™ listed. Apply the remaining STEPs™ at two-month intervals.

Simple and Easy
No more guesswork! You simply apply the right product – one STEP at a time.

Guaranteed Results
Each STEP™ is designed for the specific season to help give you a greener lawn.

Save Money
Why even consider a lawn care service? Scotts Lawn Pro Annual Program will give you a beautiful lawn for about one-third the cost.

[ILLUS. The 4 STEP products listed below]

STEP™ 1
Early Spring
February-April

Crabgrass Preventer plus Fertilizer – prevents crabgrass, foxtail, spurge, oxalis, chickweed and other annual grassy weeds while providing deep, thick greening for up to 2 months. In the Pacific Northwest, STEP™ 1 is Turf Builder® with Moss Control. For St. Augustinegrass, STEP™ 1 is Super Bonus® S.


STEP™ 2
Late Spring
April-June

Weed Control plus Fertilizer – controls dandelion, clover, chickweed and other broadleaf weeds while greening your lawn for up to 2 months. For St. Augustinegrass, STEP™ 2 is Super Turf Builder®.

STEP™ 3
Summer
June-August

Insect Control with Fertilizer – controls chinch bugs, sod webworms (lawn moths) and other lawn insects while greening your lawn through the summer. For grub control, apply Scotts® GrubEx® anytime from late-April to mid-August.

9 7 15



10 7 15

STEP™ 4
Fall
August-November

Lawn Fertilizer – specially formulated for the fall – the best time to develop a stronger root system for a more vigorous, thicker lawn.

Super Winterizer™
Late Fall
September-November

Apply 4 to 6 weeks after the Early Fall application. This last feeding in fall will help prepare your lawn for winter and will help your lawn green-up quicker next Spring.

OR

(Scotts®) Lawn Pro® Annual Program
Now it's easy for you to have a better lawn!

Start Anytime
You can begin the Annual Program anytime of the year. Just check the month and select the appropriate STEP™ listed. Apply the remaining STEPs™ at two-month intervals.

Simple and Easy
No more guesswork! You simply apply the right product – one STEP at a time.

Guaranteed Results
Each STEP™ is designed for the specific season to help give you a greener lawn.

Save Money
Why even consider a lawn care service? Scotts Lawn Pro Annual Program will give you a beautiful lawn for about one-third the cost.

[ILLUS. The "Super" products listed below]

Super Turf Builder® with Halts® Crabgrass Preventer
Early Spring
February-April

Crabgrass Preventer plus Fertilizer – prevents crabgrass, foxtail, spurge, oxalis, chickweed and other annual grassy weeds while providing deep, thick greening for up to 2 months. In the Pacific Northwest, STEP™ 1 is Turf Builder® with Moss Control. For St. Augustinegrass, STEP™ 1 is Super Bonus® S.

Super Turf Builder® with Plus 2® Weed Control
Late Spring
April-June

Weed Control plus Fertilizer – controls dandelion, clover, chickweed and other broadleaf weeds while greening your lawn for up to 2 months. For St. Augustinegrass, STEP™ 2 is Super Turf Builder®.

11 7 15

Super Turf Builder® with Insect Control
Summer
June-August

Insect Control with Fertilizer – controls chinch bugs, sod webworms (lawn moths) and other lawn insects while greening your lawn through the summer. For grub control, apply Scotts® GrubEx® anytime from late-April to mid-August.

Super Turf Builder®
Fall
August-November

Lawn Fertilizer – specially formulated for the fall – the best time to develop a stronger root system for a more vigorous, thicker lawn.

Super Winterizer™
Late Fall
September-November

Apply 4 to 6 weeks after the Early Fall application. This last feeding in fall will help prepare your lawn for winter and will help your lawn green-up quicker next Spring.

AND/OR

Talstar 0.086 Lawn Granular Insecticide with Fertilizer is a high-performance product specially designed to be used in very low concentrations and is:

- Virtually Odor-free
- Fast Acting
- Easy-to-Use
- Broad Spectrum
- Kills Insects, Spiders and Ticks

KEY PRODUCT FACTS

How and When to Apply

Directions for Use

It is a violation of Federal law to use the product in a manner inconsistent with its labeling.

- Apply product to the entire lawn when insect activity or damage is first observed.
- Spread uniformly over your lawn using the suggested spreader settings. For best results, use a Scotts spreader.
- Apply product to a dry lawn.
- Water-in product after application.
- Do not use any other weed, disease, or insect control products for at least one week after application.
- For best results, apply a Scotts® Annual Lawn Care Program™ and allow two months between applications.
- For grub control, apply Scotts® GrubEx® between late April and mid-August.
- In New York State, this product may NOT be applied to any grass or turf area (lawns) within 100 feet of a water body (lake, pond, river, stream, wetland, or drainage ditch).
- Do make a single repeat application of this product if there are signs of renewed insect activity but not sooner than two weeks after first application.

12 7 15

MASTER LABEL - TALSTAR® 0.086 LAWN GRANULAR INSECTICIDE WITH FERTILIZER

What to Expect

Talstar 0.086 Lawn Granular Insecticide with Fertilizer kills these lawn pests:

- Ants (carpenter, red harvester, pavement, odorous pyramid, argentine, and pharaoh (sugar))
- Armyworms
- Billbugs
- Centipedes
- Chiggers
- Chinch Bugs
- Crickets
- Cutworms
- Earwigs
- European Crane Fly
- Fleas
- Grasshoppers
- Leafhoppers
- Mealybugs
- Millipedes
- Scorpions
- Sod Webworms (lawn moth)
- Sow Bugs
- Spiders
- Ticks (including ticks that may transmit Lyme Disease)

Spreading Tips

Apply header strips. Then apply product in longest direction of lawn.
For best results, use a Scotts® spreader.

Spreader Settings

	Covers XX,XXX sq. ft.	Directions
Scotts® Drop Spreader	XXX	Mow lawn first; apply 2 header strips; apply longest direction of lawn, overlapping wheel marks.
Scotts® EasyGreen® Rotary	XXX	Make each pass about 30 inches from previous pass to overlap spread width.
Scotts® SpeedyGreen® Rotary	XXX	Make each pass about 5 feet from previous pass to overlap spread width.

Additional Spreader Settings

- EZ Drop, Republic (#530).....XX
- EZ Broadcast, Republic (#540).....XX

(Non-Scotts spreader settings are approximate. You may need to adjust for proper coverage.)

[Illustrations: spreading patterns]



13 7 15

Optional Spreader information

To provide proper distribution, calibrate spreader before application. For best results, always use a Scotts® rotary spreader.

	Regular Rate Covers 15,150 Sq. Feet	Width of Coverage (in ft.)
Scotts ProRotary X		X
Scotts AccuPro 2000 Rotary (cone 4)	X	X
SR 2000 Rotary (cone 4)	X	X
Scotts SpeedyGreen® Rotary	X	X
Scotts Broadcast Tractor X		X

14 3 15

MASTER LABEL - TALSTAR 0.086 LAWN GRANULAR INSECTICIDE WITH FERTILIZER

First Aid and Environmental Information

KEEP OUT OF REACH OF CHILDREN

CAUTION

PRECAUTIONARY STATEMENTS

Hazards to Humans and Domestic Animals

CAUTION. Harmful if swallowed. Causes moderate eye irritation. Avoid contact with eyes and clothing. Wash thoroughly with soap and water after handling.

Storage and Disposal

PROHIBITIONS: Do not contaminate water, food or feed by storage or disposal.

STORAGE: Keep out of reach of children and animals. Store in original container only. Store in a cool, dry, well-ventilated place and avoid excess heat. For bags after partial use, reseal opened bag by folding top down and securing.

CONTAINER DISPOSAL: Do not reuse empty bag. Discard bag in trash.

FIRST AID

If in eyes: Call A poison control center immediately for treatment advice. Have person sip a glass of water if able to swallow. Do not induce vomiting unless told to do so by a poison control center or doctor. Do not give anything by mouth to an unconscious person.

If on skin: Take off contaminated clothing. Rinse skin immediately with plenty of water for 15-20 minutes. Call a poison control center or doctor for treatment advice.

If swallowed: Hold eye open and rinse slowly and gently with water for 15-20 minutes. Remove contact lenses, if present, after first 5 minutes, then continue rinsing eye. Call a poison control center or doctor for treatment advice.

If inhaled: Move person to fresh air. If person is not breathing, call 911 or an ambulance, then give artificial respiration, preferably by mouth-to-mouth, if possible. Call a poison control center or doctor for further treatment advice.

Have the product container or label with you when calling poison control center or doctor, or going for treatment.

Note to Physician: This product is a pyrethroid. If large amounts have been ingested, milk, cream, or other digestible fats and oils may increase absorption and so should be avoided.

Environmental Hazards:

This pesticide is extremely toxic to fish and aquatic invertebrates. Do not apply directly to water. Do not contaminate water by cleaning of equipment or disposal of equipment washwaters.

Guaranteed Analysis

Product Name XX-XX-XX F XXX

Total nitrogen (N).....XX%

XX.XX% ammoniacal nitrogen

XX.XX% urea nitrogen

XX.XX% other water soluble nitrogen*

XX.XX% water insoluble nitrogen

Available Phosphate (P₂O₅).....XX%

Soluble Potash (K₂O).....XX%

Sulfur (S).....XX%

XX% combined sulfur (S)

Derived from: monoammonium phosphate, urea, methylene ureas, and potassium sulfate.

*Contains X.X% slowly available methylenediurea and dimethylenetriurea nitrogen.

15 8 15

Your Do-It-Yourself Lawn Care Headquarters

Scotts Lawn Pro retailers can provide you with the do-it-yourself expertise and products to have a beautiful Scotts lawn simply and easily....for less money than hiring a lawn care service. That's why we call them Lawn Pros!

For additional questions, comments and information, contact the Scotts Lawn Pro retailer where you bought this product or you can contact Scotts directly!

[Phone Art]

Questions/Information

Consumer Helpline:
1-800-543-TURF (8873)

[Computer Art]

Visit our website:
www.scottslawn.com

The Scotts Company
14111 Scottslawn Road
Marysville, OH 43041

Scotts No-Quibble Guarantee®:

(XXXX – stock number)

If for any reason you are not satisfied with results after using this product, you are entitled to get your money back. Simply send us evidence of purchase and we will mail you a refund check promptly.

U.S. Pat. Nos. X,XXX,XXX and X,XXX,XXX
Product of U.S.A.


©2001, The Scotts Company
World rights reserved.

[UPC Code]

[BOTTOM BACK]

Feed and Treats XX,XXX Square Feet

[Above copy will be inverted]





UNITED STATES ENVIRONMENTAL PROTECTION AGENCY
WASHINGTON, D.C. 20460

OFFICE OF
PREVENTION, PESTICIDES AND
TOXIC SUBSTANCES

OCT 24 2008

Christopher Davis
Registration Manager
FMC Corporation
1735 Market Street
Philadelphia, PA 19103

SUBJECT: Application for Pesticide Notification – Add Marketing Claims & Icons, Fertilizer Usage Tips, References to Other Products, and Modify Warranty Talstar® 0.086 Lawn Granular Insecticide with Fertilizer EPA Reg. No. 279-3203 Applications Dated October 6, 2008

Dear Mr. Davis:

The Agency is in receipt of your Application for Pesticide Notification under Pesticide Registration Notice (PRN) 98-10 for the above product. The Registration Division (RD) has conducted a preliminary screen of this request for its applicability under PRN 98-10 and finds that the actions requested fall within the scope of PRN 98-10. The label that was submitted with the application has been stamped "Notification" and will be placed in our records.

If you have any questions, please call me directly at 703-305-6249 or Terri Stowe of my staff at 703-305-6117.

Sincerely,

A handwritten signature in black ink, appearing to read "Linda Arrington".

Linda Arrington
Notifications & Minor Formulations Team Leader
Registration Division (7505P)
Office of Pesticide Programs

STC

[FRONT PANEL]

Talstar®

0.086 Lawn Granular Insecticide with Fertilizer XX-XX-XX¹

[photo: beautiful lawn] or [photo: insects and photo: grass]

Optional Branding

- Lawn Pro® "Available only at authorized Scotts® Lawn Pro® retailers"
- Scotts® Lawn Pro® Annual Program
- [seal] Annual **SCOTT'S BEST** Program
- Step 3™ of 4 Easy Steps to a Better Lawn
- Step 3™
- Our Best Annual Program- Scotts- LawnPro 4-Step Program
- Lawn Pro®
- (Scotts®)
- Turf Builder® with SummerGuard™
- Super Turf Builder® with SummerGuard™
- Turf Builder¹ with SummerGuard (¹ Zero-Phosphorus Formula)

NOTIFICATION

OCT 16 2008

Optional Product Descriptor

- Summer Lawn Fertilizer and Insect Control
- Summerizer® Fertilizer and Insect Control
- Insect Protection and Summer Fertilizer
- Insect Protection and Fertilization
- Insect Control with Fertilizer
- Insect Control with Lawn Fertilizer
- Insect Control Plus Lawn Fertilizer

Optional Front Panel Claims:

- Builds thick, green turf from the roots up without burning your lawn
- Kills surface insects that cause your lawn to thin and turn brown
- Feeds and strengthens your lawn against heat and drought
- Corrects most lawn insect problems (for grub control, use Scotts® GrubEx®)
- All-in-One Particles™ provide even insect control and feeding!
- For best results, apply a Scotts Annual Lawn Care Program™ (see back for details)
- For best results, apply a Scotts Annual Program (see back for details)
- Controls many lawn insect problems
- Apply in Summer: June – August
- Scotts® Best Annual Program for a Picture Perfect Lawn
- Corrects many lawn insect problems
- Thicker, greener turf – satisfaction guaranteed
- Specially formulated with Scotts® Poly S® timed-release fertilizer, used by Landscape Professionals
- Controls chinch bugs, sod webworms (lawn moth), fleas, ticks (including ticks that may transmit Lyme Disease), and other lawn pests listed on the back
- Contains both readily available nitrogen for quick green-up and controlled release nitrogen for uniform growth and extended feeding
- NEW! Summer Formula

¹ Note to EPA Reviewer – The fertilizer value will be filled in to match the Confidential Statement of Formula values.
N:\MyDocuments\Bifenthrin\279-3203\Talstar 0.086 (Scotts).086 10 6 08 Notification.doc
Add marketing claims and icons, fertilizer usage tips, references to other products, modify warranty

MASTER LABEL - TALSTAR® 0.086 LAWN GRANULAR INSECTICIDE WITH FERTILIZER

- NEW! Formula with MicroMax Micronutrients
- Kills Insects, Builds Thick, Green Lawns
- Kills Insects & Feeds Your Lawn
- MicroMax Micronutrients help strengthen lawn against heat, drought, and wear & tear
- Kills surface insects that cause your lawn to thin and turn brown
- Heat-friendly formula won't burn your lawn...**GUARANTEED!**
- More greening power than Turf Builder® with SummerGuard™
- Summer APPLICATION
- Feeds your lawn and controls ants, fleas, ticks and many lawn damaging insects
- Strengthens [your] lawn against heat and drought
- Helps lawn lock in/retain/hold water/moisture to protect against heat and drought
- Apply in summer when bugs are present
- Apply in summer if bugs are a problem
- Apply in summer when bugs are a problem
- Improves lawn's ability to absorb water and nutrients
- Builds stronger, deeper roots for more effective water use
- Helps protect lawn against heat and drought
- Kills bugs/insects
- Kills and protects against bugs/insects
- Kills lawn damaging insects
- Feeds and strengthens against heat and drought
- Helps lock in/retain/hold moisture/water to protect against heat and drought
- Water Smart Formula [makes the most of every drop]
- With Water Smart Crystals
- Won't burn lawn guaranteed
- Water Smart Formula!
- Scotts Best Fertilizer!

[insert photo/illustration: ants, chinch bug, fleas, sod webworm, ticks, lawn moth]

[Front Panel Cont.]

Learn more at Scotts.com

13.35lb (XX.X kg) Treats and Feeds 5,000 square feet

[optional text: This package should cover 5,000 sq.ft. (for example 50 ft. X 100 ft.)]

Apply in Summer

28-0-8, 28-3-8,



Optional Coverage Statements:

- 13.35 lb (XX.X kg)** Treats -and/or- Feeds -and/or- Covers 5,000 square feet
- 40.05 lb (XX.X kg) Treats -and/or- Feeds -and/or- Covers 15,000 square feet
- 40.45 lb (XX.X kg) Treats -and/or- Feeds -and/or- Covers 15,150 square feet
- 48.06 lb (XX.X kg) Treats -and/or- Feeds -and/or- Covers 18,000 square feet

Net Wt. _____ (_____ KG)

EPA Reg. No. 279-3203

EPA Est. 279-XXX^x

container

Subscript used is first letter of run code on end of

Active Ingredient:

Bifenthrin **By Wt. 0.086%**

Other Ingredients: **99.914%**

100.000%

†CAS# 82657-04-3

N:\MyDocuments\Bifenthrin\279-3203\Talstar 0.086 (Scotts).086 10 6 08 Notification.doc
Add marketing claims and icons, fertilizer usage tips, references to other products, modify warranty

MASTER LABEL - TALSTAR® 0.086% LAWN GRANULAR INSECTICIDE WITH FERTILIZER

*CIS isomers 97% minimum, trans isomers 3% maximum.
U.S. Patent No. 4,238,505

KEEP OUT OF REACH OF CHILDREN

CAUTION

**See back panel for additional precautionary statements [and directions for use.][See back for directions.]
[optional text]**

MASTER LABEL - TALSTAR® 0.086 LAWN GRANULAR INSECTICIDE WITH FERTILIZER

XX-XX-XX (insert analysis here)

FMC Corporation
Agricultural Products Group
Philadelphia, PA 19103

[BOTTOM FRONT]

Treats and Feeds XXXX Square Feet

[Above will be inverted on back of bag]

(Branding) Talstar 0.086 Lawn Granular Insecticide (XXXX – stock number)
with Fertilizer

[LEFT GUSSET]

[UPC Code] Feeds and Treats (Branding) Talstar 0.086 Lawn (XXXX – stock number)
XX,XXX Square Feet Granular Insecticide with Fertilizer

[RIGHT GUSSET]

[UPC Code] Feeds and Treats (Branding) Talstar 0.086 Lawn (XXXX – stock number)
XX,XXX Square Feet Granular Insecticide with Fertilizer

**(Scotts®)
Turf Builder®
WITH
SummerGuard™**

The Scotts Advantage™: All-in-One Particles deep feed and protect every square inch of your lawn.

Harsh summer elements such as heat and drought can make your lawn thin, brown, and weak, leaving it vulnerable to insect attacks. When used with a regular watering program, Turf Builder® with SummerGuard™ strengthens and protects your lawn against these warm weather problems. Its unique summer formula deep feeds your turf so that it can grow thicker and greener in hot weather, while at the same time controlling both nuisance and lawn-damaging insects. Plus, every particle in Turf Builder® with SummerGuard™ contains both fertilizer and insect control – giving every square inch of your lawn the nourishment and protection it needs.

[Before/After photo]

Without
Turf Builder® with SummerGuard™

With
Turf Builder® with SummerGuard™

Heat, drought and insect damage, as seen in the photo on the left, can be controlled by using Turf Builder® with SummerGuard™

[BACK PANEL] [DIAGONAL LINE – SCISSORS ART]

-----CUT HERE TO OPEN-----

Optional Back Panel Claims

For best results, apply Scotts Annual Lawn Care Program™.

- Start the program at any time.
- Allow 2 months between applications.

The phrase “Scotts Annual Lawn Care Program” and the Scotts Fertilization Wheel Graphic are both trademarks of The Scotts Company and its related companies.

Winterizer™

Fertilizes to extend green period and promotes earlier green-up next Spring

LATE FALL (Oct. – Nov.)

Turf Builder® with Halts®

Fertilizes and prevents crabgrass*

EARLY SPRING (Feb. – April)

Scotts®
Annual Lawn
Care Program™

Turf Builder®

Fertilizes for fall root growth

EARLY FALL (Aug. – Sept.)

Turf Builder® with Plus 2®

Fertilizes and controls broadleaf weeds

LATE SPRING (April – June)

**Turf Builder® with SummerGuard™ (optional text)
Turf Builder® with Insect Control**

Fertilizes and protects against insects, heat and drought (optional text)

SUMMER (June – Aug.)

*Apply after grass emerges from winter dormancy and the ground is no longer frozen.

Choose the Right Product for the Situation

If you don't have any insect problem, your lawn still needs a deep summer feeding to keep it thick and green. Apply Scotts® Turf Builder Lawn Fertilizer in the summer and spot treat for insects with Ortho® Bug-B-Gon® Max™ products as necessary.

Take the guesswork out of lawn care

MASTER LABEL - TALSTAR® 0.086 LAWN GRANULAR INSECTICIDE WITH FERTILIZER

For customized Scotts annual Lawn Care program for your area, visit scotts.com. Sign up for our free Scotts Lawn Care E-mail reminder service. Receive timely tips about what products to use and when to apply them for your best lawn ever.

MASTER LABEL - TALSTAR® 0.086 LAWN GRANULAR INSECTICIDE WITH FERTILIZER

The Scotts Advantage™: All-in-One* Particles™

All-in-One* Particles™ contain plant nutrients and Scotts® exclusive insect control ingredient. Scotts® provides consistent feeding and insect control to every square inch of turf for a thick, green lawn. Guaranteed!

[Art]
Talstar 0.086 Lawn
Granular Insecticide
With Fertilizer

All-in-One* Particles™ contain nutrients and Scotts® exclusive insect control ingredient for a thick, green lawn – guaranteed!

*All-in-One = nitrogen, phosphorous, potassium and the insect control ingredient contained in every particle.

OR

(Scotts®) Value-Priced Annual Program*

To improve your lawn, apply the Scotts Lawn Pro Value-Priced Annual Program. Start anytime! Just check the month and apply products at two-month intervals.

*For an even better lawn, consider Scotts Best Annual Program, which provides more feeding and weed control. Your Lawn Pro retailer can help you with this selection.

[Illus. – Lawn Pro Crabgrass Preventer plus Lawn Fertilizer, Lawn Pro Weed and Feed, Lawn Pro Insect Control plus Lawn Fertilizer, Lawn Pro Lawn Fertilizer, Lawn Pro Super Winterizer]

MASTER LABEL - TALSTAR® 0.086 LAWN GRANULAR INSECTICIDE WITH FERTILIZER

**Early Spring
(February-April)**

Prevents crabgrass and other weeds while feeding your lawn. (In the Pacific Northwest, substitute Turf Builder® with Moss Control. For St. Augustinegrass, substitute Super Bonus® S. For dormant Bermudagrass, substitute Halts®.)

**Late Spring
(April-June)**

Kills dandelions and other broadleaf weeds while feeding your lawn. (For St. Augustinegrass, substitute Super Turf Builder®.)

**Summer
(June-August)**

Kills lawn-damaging insects, fleas and ticks while feeding your lawn. For grub control, apply Scotts® GrubEx® anytime from late-April to mid-August.

**Early Fall
(August-September)**

The best time to feed for a thicker, greener lawn.

**Late Fall
(September-November)**

Apply 4 to 6 weeks after the Early Fall application. This last feeding in fall will help prepare your lawn for winter. [optional text: 4 to 6 weeks after early fall lawn fertilizer feeding. Apply as last feeding in fall to help prepare your lawn for winter.]

OR

**(Scotts®) Lawn Pro® Annual Program
Now it's easy for you to have a better lawn!**

Start Anytime

You can begin the Annual Program anytime of the year. Just check the month and select the appropriate STEP™ listed. Apply the remaining STEPs™ at two-month intervals.

Simple and Easy

No more guesswork! You simply apply the right product – one STEP at a time.

Guaranteed Results

Each STEP™ is designed for the specific season to help give you a greener lawn.

MASTER LABEL - TALSTAR® 0.086 LAWN GRANULAR INSECTICIDE WITH FERTILIZER

[ILLUS. The 4 STEP products listed below]

**STEP™ 1
Early Spring
February-April**

Crabgrass Preventer plus Fertilizer – prevents crabgrass, foxtail, spurge, oxalis, chickweed and other annual grassy weeds while providing deep, thick greening for up to 2 months. In the Pacific Northwest, STEP™ 1 is Turf Builder® with Moss Control. For St. Augustinegrass, STEP™ 1 is Super Bonus® S.

**STEP™ 2
Late Spring
April-June**

Weed Control plus Fertilizer – controls dandelion, clover, chickweed and other broadleaf weeds while greening your lawn for up to 2 months. For St. Augustinegrass, STEP™ 2 is Super Turf Builder®.

**STEP™ 3
Summer
June-August**

Insect Control with Fertilizer – controls chinch bugs, sod webworms (lawn moths) and other lawn insects while greening your lawn through the summer. For grub control, apply Scotts® GrubEx® anytime from late-April to mid-August.

**STEP™ 4
Fall
August-November**

Lawn Fertilizer – specially formulated for the fall – the best time to develop a stronger root system for a more vigorous, thicker lawn.

**Additional Super Winterizer™ Feeding
Super Winterizer™
Late Fall
September-November**

Apply 4 to 6 weeks after the Early Fall application. This last feeding in fall will help prepare your lawn for winter and will help your lawn green-up quicker next Spring. [optional text: 4 to 6 weeks after early fall lawn fertilizer feeding. Apply as last feeding in fall to help prepare your lawn for winter.]

MASTER LABEL - TALSTAR® 0.086 LAWN GRANULAR INSECTICIDE WITH FERTILIZER

OR

(Scotts®) Lawn Pro® Annual Program
Now it's easy for you to have a better lawn!

Start Anytime

You can begin the Annual Program anytime of the year. Just check the month and select the appropriate STEP™ listed. Apply the remaining STEPs™ at two-month intervals.

Simple and Easy

No more guesswork! You simply apply the right product – one STEP at a time.

Guaranteed Results

Each STEP™ is designed for the specific season to help give you a greener lawn.

[ILLUS. The "Super" products listed below]

Super Turf Builder® with Halts® Crabgrass Preventer
Early Spring
February-April

Crabgrass Preventer plus Fertilizer – prevents crabgrass, foxtail, spurge, oxalis, chickweed and other annual grassy weeds while providing deep, thick greening for up to 2 months. In the Pacific Northwest, STEP™ 1 is Turf Builder® with Moss Control. For St. Augustinegrass, STEP™ 1 is Super Bonus® S.

Super Turf Builder® with Plus 2® Weed Control
Late Spring
April-June

Weed Control plus Fertilizer – controls dandelion, clover, chickweed and other broadleaf weeds while greening your lawn for up to 2 months. For St. Augustinegrass, STEP™ 2 is Super Turf Builder®.

Super Turf Builder® with Insect Control
Summer
June-August

Insect Control with Fertilizer – controls chinch bugs, sod webworms (lawn moths) and other lawn insects while greening your lawn through the summer. For grub control, apply Scotts® GrubEx® anytime from late-April to mid-August.

Super Turf Builder®
Fall
August-November

Lawn Fertilizer – specially formulated for the fall – the best time to develop a stronger root system for a more vigorous, thicker lawn.

Super Winterizer™
Late Fall
September-November

Apply 4 to 6 weeks after the Early Fall application. This last feeding in fall will help prepare your lawn for winter and will help your lawn green-up quicker next Spring.

MASTER LABEL - TALSTAR® 0.086 LAWN GRANULAR INSECTICIDE WITH FERTILIZER

OR

Scotts and Your Environment
We care.

Scotts products are designed with care to grow thicker, greener lawns.
Because green is good.

A healthy lawn cleans the air, produces oxygen and prevents runoff and soil erosion.
You can make a difference.

Help keep our water resources clean. Apply this product only to your lawn, and sweep [up] any product that lands in the driveway, sidewalk or street back on to your lawn.

Use any of these products next to keep your lawn looking great all season!

Turf Builder®

ANYTIME

Use anytime if weeds and insect are not a problem.

Turf Builder WinterGuard®

FALL

Use to build stronger, deeper roots for a thicker, greener spring lawn.

Turf Builder with Halts® – Just After Winter -or- Early Fall

Use to prevent crabgrass all season and build a thicker, greener lawn.

[Art: More Nitrogen/ Essential Nutrients/Nutrition than regular Turf Builder]

The Super Turf Builder Advantage - Your lawn requires essential nutrients to thrive. The Super Turf Builder line of fertilizer is exclusively formulated to deliver the most greening power/nutrition/essential nutrients you can get from Scotts. The special formula in Super Turf Builder with SummerGuard gives your lawn more nitrogen/nutrition/essential nutrients than regular Turf Builder with SummerGuard for your best lawn ever.

[Water Smart formula art] Well-fed lawns are more efficient at using available water. Feeding with Scotts Water Smart Formula helps build -and-or- grow a thick lawn with more roots to better absorb water and nutrients. This helps protect your lawn against heat, drought and other stresses.

[Question Mark Artwork] [Product Wheel artwork] [Telephone artwork] [Computer mouse artwork]

Get Expert Advice for your lawn NOW!

Want information on what to use and when? Signup today to get free expert advice specifically for your lawn. Visit scotts.com -and-or- or call -and-or- Consumer Helpline 1-800-543-TURF (8873)

OR

Now it's easy for you to have a better lawn

Start Anytime

Guaranteed results:

Each Step branded product is designed to the specific season to help build a lawn you and your family can enjoy.

The 4-Step program provides the nutrients your lawn needs to look its weed-free best and withstand the stresses of heat, drought and family activity.

Additional Late Fall Feeding - Super WinterGuard with Plus 2 Weed Control

September - November

4-6 weeks after Early Fall Lawn Fertilizer feeding. Apply as last feeding in fall to help prepare your lawn for winter and kill fall weeds.

MASTER LABEL - TALSTAR® 0.086 LAWN GRANULAR INSECTICIDE WITH FERTILIZER

OR

Feed Regularly For Your Best Lawn - Regular feedings of Scotts Turf Builder will help build a lawn you and your family can enjoy. Scotts Turf Builder provides the nutrients your lawn needs to look its weed-free best and withstand the stresses of heat, drought and family activity [4 photos, optional]

- One Annual Feeding- Feeding once a year starts the growth process by greening and building new roots.
- 2-3 Annual Feedings - Each feeding builds on the last. The roots grow thicker and stronger, and the lawn starts to crowd out weeds.
- 4 Annual Feedings - The root system is deep and strong and the lawn has more resources to survive stresses.

OR

Plan your feeding schedule. Choose the right product for your lawn.

- Early Spring - February-April
If you have crabgrass: Scotts Super Turf Builder with Halts Crabgrass Preventer
- Late Spring - April-June
If you have weeds: Scotts Super Turf Builder with Plus 2 Weed Control
- Summer - July-August
If you have bugs: Scotts Super Turf Builder with Summerguard
- Fall - September-November
If you have fall weeds: Scotts Super Turf Builder Winterguard with Plus 2 Weed Control

OR

Plan your feeding schedule. Choose the right product for your lawn.

- Early Spring - February-April
Scotts Turf Builder Lawn Fertilizer
To prevent crabgrass: Scott Turf Builder with Halts Crabgrass Preventer
- Late Spring - April-June
Scotts Turf Builder Lawn Fertilizer
If you have weeds: Scotts Turf Builder with Plus 2 Weed Control
- Summer - July-August
Scotts Turf Builder Lawn Fertilizer
If you have bugs: Scotts Turf Builder with Summerguard
- Fall - September-November
Scotts Turf Builder Winterguard
If you have fall weeds: Scotts Turf Builder Winterguard with Plus 2 Weed Control

MASTER LABEL - TALSTAR® 0.086 LAWN GRANULAR INSECTICIDE WITH FERTILIZER

OR

Plan your feeding schedule. Choose the right product for your lawn.

-Any season

Apply any season if weeds or bugs are not a problem: [bag art]

Scotts [Super] Turf Builder Lawn Fertilizer

-Early Spring – February-April

To prevent crabgrass: [bag art]

Scotts [Super] Turf Builder with Halts Crabgrass Preventer

-Late Spring – April-June

To kill weeds: [bag art]

Scotts [Super] Turf Builder with Plus 2 Weed Control

-Summer – July-August

To kill bugs: [bag art]

Scotts [Super] Turf Builder with Summerguard

-Fall – September-November

To kill fall weeds: [bag art]

Scotts [Super] Turf Builder Winterguard with Plus 2 Weed Control

[3 optional photos depicting growth of lawn with] One annual feeding, 2-3 annual feedings and 4 annual feeding

AND/OR

Talstar 0.086 Lawn Granular Insecticide with Fertilizer is a high-performance product specially designed to be used in very low concentrations and is:

- Virtually Odor-free
- Fast Acting
- Easy-to-Use
- Broad Spectrum
- Kills Insects, Spiders and Ticks

Tips for Lawncare Success:

Mow your lawn high. A mowing height of 3" allows the grass to develop a deep root system & helps your lawn use water more effectively.

Leave the grass clippings on your lawn. This recycles the plant nutrients back into the soil.

Conserve water. Your lawn will begin to wilt when water is needed. As much as possible, take advantage of nature's sprinkler and rely on the rain to water your lawn. It's free!

MASTER LABEL - TALSTAR® 0.086 LAWN GRANULAR INSECTICIDE WITH FERTILIZER

OR

Tips for Lawncare Success

Feed regularly for your best lawn. Regular feedings of Scotts XXXX will help build -and.or- grow a lawn you and your family can enjoy. Scotts XXXX provides the nutrients your lawn needs to look its best and withstand the stresses of heat, drought and family activity.

Mow your lawn high. Mowing high allows the grass to develop a deep root system and helps your lawn use water more effectively.

Leave the grass clippings on your lawn. This recycles the plant nutrients back into the soil.

Conserve water. Your lawn will begin to wilt when water is needed. As much as possible, take advantage of nature's sprinkler and rely on the rain to water your lawn.

KEY PRODUCT FACTS

**[How and When to Apply]
[Application]**

Directions for Use

It is a violation of Federal law to use the product in a manner inconsistent with its labeling.

- Apply product to the entire lawn when insect activity or damage is first observed.
- Spread uniformly over your lawn using the suggested spreader settings. For best results, use a Scotts spreader.
- Apply product to a dry lawn.
- [Watering in Icon] Water-in product after application.
- Do not use any other weed, disease, or insect control products for at least one week after application.
- For best results, apply a Scotts® Annual Lawn Care Program™ and allow two months between applications.
- For grub control, apply [Scotts® GrubEx® [Season Long Grub Control] -or- [Scotts® GrubEx® Season Long Grub Killer] between late April and mid-August.
- In New York State, this product may NOT be applied to any grass or turf area (lawns) within 100 feet of a water body (lake, pond, river, stream, wetland, or drainage ditch).
- Do make a single repeat application of this product if there are signs of renewed insect activity but not sooner than two months after first application.
- Set spreader to the setting indicated by the chart below before applying.

What to Expect

Talstar 0.086 Lawn Granular Insecticide with Fertilizer kills these lawn pests:

Ants (black turf, carpenter, red harvester, odorous, pyramid, argentine, and pharaoh (sugar)	Grasshoppers
Amyworms (including Fall Armyworms)	Leafhoppers
Billbugs (including Bluegrass Billbugs)	Mealybugs
Black Turfgrass Ataenius	Mole Crickets (Including Tawny Mole Crickets)
Chiggers	Sod Webworms (lawn moth)
Chinch Bugs	Spiders (including Brown Recluse Spiders)
Crickets	Ticks (including ticks that may transmit Lyme[']s Disease)
Cutworms(including Black Cutworms)	Weevils (including Annual Bluegrass Weevils)
Earwigs	

N:\MyDocuments\Bifenthrin\279-3203\Talstar 0.086 (Scotts)\.086 10 6 08 Notification.doc
Add marketing claims and icons, fertilizer usage tips, references to other products, modify warranty

MASTER LABEL - TALSTAR® 0.086 LAWN GRANULAR INSECTICIDE WITH FERTILIZER

European Crane Fly
Fleas (including Cat Fleas)

MASTER LABEL - TALSTAR® 0.086 LAWN GRANULAR INSECTICIDE WITH FERTILIZER

[Optional Spreader information]

This package applies 2.7 lbs of product per 1,000 sq. ft. Do not apply more than twice per year.

Spreading Tips

Apply header strips. Then apply product in longest direction of lawn.

For best results, use a Scotts® spreader. [Set spreader to the setting indicated by the chart below before applying.]

Spreader Settings

	Covers XX,XXX sq. ft.	Directions
Scotts® PrecisionGreen® Drop Spreaders	XXX	Mow lawn first; apply 2 header strips; apply longest direction of lawn, overlapping wheel marks.
Scotts® AccuGreen® Drop Spreaders	XXX	
Scotts® EasyGreen® Rotary	XXX	Make each pass about 30 inches from previous pass to overlap spread width.
Scotts®SpeedyGreen® & EdgeGuard™ Rotary Spreaders	XXX	Make each pass about 5 feet from previous pass to overlap spread width.

Additional Spreader Settings

EZ Drop, Republic (#530).....XX

EZ Broadcast, Republic (#540).....XX

Scotts Broadcast Tractor Spreader.....XX

(Non-Scotts spreader settings are approximate. You may need to adjust for proper coverage.)

[Illustrations: spreading patterns]

[Optional text: Close spreader when filing, stopping or turning]

Optional Spreader information

To provide proper distribution, calibrate spreader before application. For best results, always use a Scotts® rotary spreader.

	Regular Rate Covers 15,150 Sq. Feet	Width of Coverage (in ft.)
Scotts ProRotary	X	X
Scotts AccuPro 2000 Rotary (cone 4)	X	X
SR 2000 Rotary (cone 4)	X	X
Scotts SpeedyGreen® Rotary	X	X

N:\MyDocuments\Bifen\279-3203\Talstar 0.086 (Scotts)\.086 10 6 08 Notification.doc
Add marketing claims and icons, fertilizer usage tips, references to other products, modify warranty

MASTER LABEL - TALSTAR® 0.086 LAWN GRANULAR INSECTICIDE WITH FERTILIZER

Scotts Broadcast Tractor

X

X

MASTER LABEL - TALSTAR® 0.086 LAWN GRANULAR INSECTICIDE WITH FERTILIZER

Optional Spreader Information

Set Spreader

Spreader Settings

Covers 5,000 sq. ft.

Scotts Broadcast/Rotary Spreaders

[Apply header strip. Then apply product in longest direction of lawn.] [For best results, use a Scotts® spreader.] [Shut off spreader or stop each time you reach a header strip. Each pass should be within 5 feet of each other to ensure an overlap.

X

Scott Basic™, Standard™, Deluxe™ Edgeguard, Lawn Pro™, or SpeedyGreen®

Scotts EasyGreen®

Each pass should be within 30" of each other to ensure an overlap

X

Scotts Drop Spreaders

Make sure spreader wheel completely overlaps previous wheel marks

X

Scotts AccuGreen®

For additional spreader settings, please call 1-800-543-TURF (8873)

First Aid and Environmental Information

KEEP OUT OF REACH OF CHILDREN

CAUTION

PRECAUTIONARY STATEMENTS

Hazards to Humans and Domestic Animals [Icon of Human & Dog]

CAUTION. Harmful if swallowed. Causes moderate eye irritation. Avoid contact with eyes and clothing. Wash thoroughly with soap and water after handling.

Storage and Disposal [Icon of Trash can]

PROHIBITIONS: Do not contaminate water, food or feed by storage or disposal.

STORAGE: Keep out of reach of children and animals. Store in original container only. Store in a cool, dry, well-vented place and avoid excess heat. For bags after partial use, reseal opened bag by folding top down and securing.

DISPOSAL: **If Empty:** Do not reuse this container. Place in trash or offer for recycling if available.

If Partly Filled: Call your local solid waste agency or 1-800-CLEANUP for disposal instructions. Never place unused product down any indoor or outdoor drain.

FIRST AID [First Aid Icon]

If Swallowed: Call A poison control center immediately for treatment advice. Have person sip a glass of water if able to swallow. Do not induce vomiting unless told to do so by a poison control center or doctor. Do not give anything by mouth to an unconscious person.

If on skin: Take off contaminated clothing. Rinse skin immediately with plenty of water for 15-20 minutes. Call a poison control center or doctor for treatment advice.

MASTER LABEL - TALSTAR® 0.086 LAWN GRANULAR INSECTICIDE WITH FERTILIZER

If In Eyes: Hold eye open and rinse slowly and gently with water for 15-20 minutes. Remove contact lenses, if present, after first 5 minutes, then continue rinsing eye. Call a poison control center or doctor for treatment advice.

If inhaled: Move person to fresh air. If person is not breathing, call 911 or an ambulance, then give artificial respiration, preferably by mouth-to-mouth, if possible. Call a poison control center or doctor for further treatment advice.

MASTER LABEL - TALSTAR® 0.086 LAWN GRANULAR INSECTICIDE WITH FERTILIZER

Have the product container or label with you when calling poison control center or doctor, or going for treatment.

Note to Physician: This product is a pyrethroid. If large amounts have been ingested, milk, cream, or other digestible fats and oils may increase absorption and so should be avoided.

Environmental Hazards:

This pesticide is extremely toxic to fish and aquatic invertebrates. To protect the environment, do not allow pesticide to enter or run off into storm drains, drainage ditches, gutters or surface waters. Applying this product in calm weather when rain is not predicted for the next 24 hours will help to ensure that wind or rain does not blow or wash pesticide off the treatment area. Sweeping any product that lands on a driveway, sidewalk, or street, back onto the treated area of the lawn or garden will help to prevent run off to water bodies or drainage systems.

[OPTIONAL FERTILIZER TEXT]

Guaranteed Analysis

Product Name	XX-XX-XX	F XXX
Total nitrogen (N).....		XX%
XX.XX% ammoniacal nitrogen		
XX.XX% urea nitrogen		
XX.XX% other water soluble nitrogen*		
XX.XX% water insoluble nitrogen		
Available Phosphate (P ₂ O ₅).....		XX%
Soluble Potash (K ₂ O).....		XX%
Sulfur (S).....		XX%
XX% combined sulfur (S)		
XX% free sulfur (S)		
Iron (Fe) (Total)**.....		XX%
Manganese (Mn) (Total).....		XX%
XX% water soluble manganese (Mn)		

Derived from: polymer-coated sulfur-coated urea, polymer coated urea, monoammonium phosphate, urea, methylene ureas, and potassium sulfate, ammonium phosphate, ammonium sulfate, iron oxide and manganese oxide, -and/or- potassium chloride

*Contains X.X% slowly available methylenediurea and dimethylenetriurea nitrogen.

*A portion of the urea has been coated to provide X.X% coated slow-release nitrogen.

**In Colorado, no guarantee for iron.

* A portion of the nitrogen has been coated to provide XX% coated slow-release nitrogen (N).

Information regarding the contents and levels of metals in this product is available on the Internet at <http://www.regulatory-info-sc.com>

MASTER LABEL - TALSTAR@ 0.086 LAWN GRANULAR INSECTICIDE WITH FERTILIZER

Your Do-It-Yourself Lawn Care Headquarters

Scotts Lawn Pro retailers can provide you with the do-it-yourself expertise and products to have a beautiful Scotts lawn simply and easily...for less money than hiring a lawn care service. That's why we call them Lawn Pros!

For additional questions, comments and information, contact the Scotts Lawn Pro retailer where you bought this product or you can contact Scotts directly!

[Phone Art]

Questions/Information

[Optional text: **Call Scotts' toll-free**]

Consumer Helpline:

1-800-543-TURF (8873)

[Computer Art]

[optional text: **Lawn Success Made Easy™**]

[**Visit Scotts' website at**]

Visit our website:

www.scotts.com

Distributed by:

The Scotts Company [SMG-NYSE Icon]

14111 Scottslawn Road

Marysville, OH 43041

Scotts No-Quibble Guarantee®:

(XXXX – stock number)

If for any reason you are not satisfied with results after using this product, you are entitled to get your money back.

Simply send us evidence of purchase, and we will mail you a refund check promptly.

[optional Scotts No-Quibble Guarantee®:]

If for any reason you, the consumer are not satisfied after using this product, you are entitled to get your money back. Simply send us evidence of purchase, and we will mail you a refund check promptly.

Notice: To extent consistent with applicable law, buyer assumes all risks of use, storage or handling of this product not in accordance with directions.

Dedicated To A Beautiful World™ - Trusted by generation of homeowners, Scotts is dedicated to helping you enhance and protect the natural beauty of your home environment.

Scotts®...the lawn people – Marysville, Ohio 43041

U.S. Pat. Nos. X,XXX,XXX and X,XXX,XXX

U.S. Patent No. 6,251,415 (SFR chemical technology)

Product of –or- Made in U.S.A.

©2007 Licensed by The Scotts Company LLC.

World rights reserved. Made in U.S.A.

[UPC Code]

[BOTTOM BACK]

Feed and Treats XX,XXX Square Feet
[Above copy will be inverted]