



FY 2009

EPA Budget in Brief



United States Environmental Protection Agency
Office of the Chief Financial Officer (2710A)
Publication Number: EPA-205-S-08-001
February 2008
www.epa.gov/ocfo

Table of Contents

Introduction and Overview:

Annual Performance Plan and Budget Overview	iii
---	-----

Goals:

Goal 1: Clean Air And Global Climate Change.....	1
Goal 2: Clean and Safe Water	7
Goal 3: Land Preservation and Restoration	11
Goal 4: Healthy Communities and Ecosystems	17
Goal 5: Compliance and Environmental Stewardship	27

Appendices:

Categorical Grants Program.....	A-1
Infrastructure Financing.....	B-1
Trust Funds	C-1
Budget Tables:	
Agency Resources by Appropriation.....	D-1
Agency Resources by Goal	D-2
Program Projects	D-3
List of Acronyms.....	E-1

EPA's Mission

The mission of the Environmental Protection Agency (EPA) is to protect and safeguard human health and the environment. This budget supports the Administration's commitment to environmental results as we work to increase the pace of improvement and identify new and better ways to carry out our mission. It also emphasizes the need for sound management of our federal resources, as delineated in the President's Management Agenda.

Annual Performance Plan and Congressional Justification

The EPA's Fiscal Year (FY) 2009 Annual Performance Plan and Congressional Justification requests \$7.1 billion in discretionary budget authority and 17,217 Full Time Equivalents (FTE). This request reflects the Agency's efforts to work with its partners towards protecting air, water, and land, as well as providing for EPA's role in safeguarding the nation from terrorist attacks. This request echoes the Administration's commitment to setting high environmental protection standards, while focusing on results and performance, and achieving goals outlined in the President's Management Agenda.

The budget builds on EPA's long record of accomplishments since its founding 37 years ago. The agency and nation as a whole has achieved enormous successes. This budget builds on these successes by strengthening our geographic initiatives, better leveraging our nation's resources, strengthening citizen involvement, maintaining our enforcement capabilities, and implementing the President's commitment to efficiently manage Federal resources.

Homeland Security

Following the cleanup and decontamination efforts of 2001, the Agency has focused on ensuring we have the tools and protocols needed to detect and recover quickly from deliberate incidents. The emphasis for FY 2009 is on several areas: biodefense research, decontaminating threat agents, protecting our water and food supplies, and ensuring trained personnel and key lab capacities are in place to be drawn upon in the event of multiple incidents of national significance. Part of these FY 2009 efforts will continue to include activities that support the Water Security Initiative (WSI) and assist in improving response capabilities through specialized Weapons of Mass Destruction (WMD) training, state-of-the-art field and analytical equipment, and increased technical knowledge relating to chemical, biological, and radiological substances.

Human Capital

EPA will continue to develop workforce planning strategies that link current and future Human Capital needs to mission accomplishment which will result in significant reductions in skills gaps for Mission Critical Occupations. In addition, EPA's recruitment strategy will focus on hiring needs that will encourage the use of hiring flexibilities, build on centralized and local

Annual Performance Plan and Budget Overview

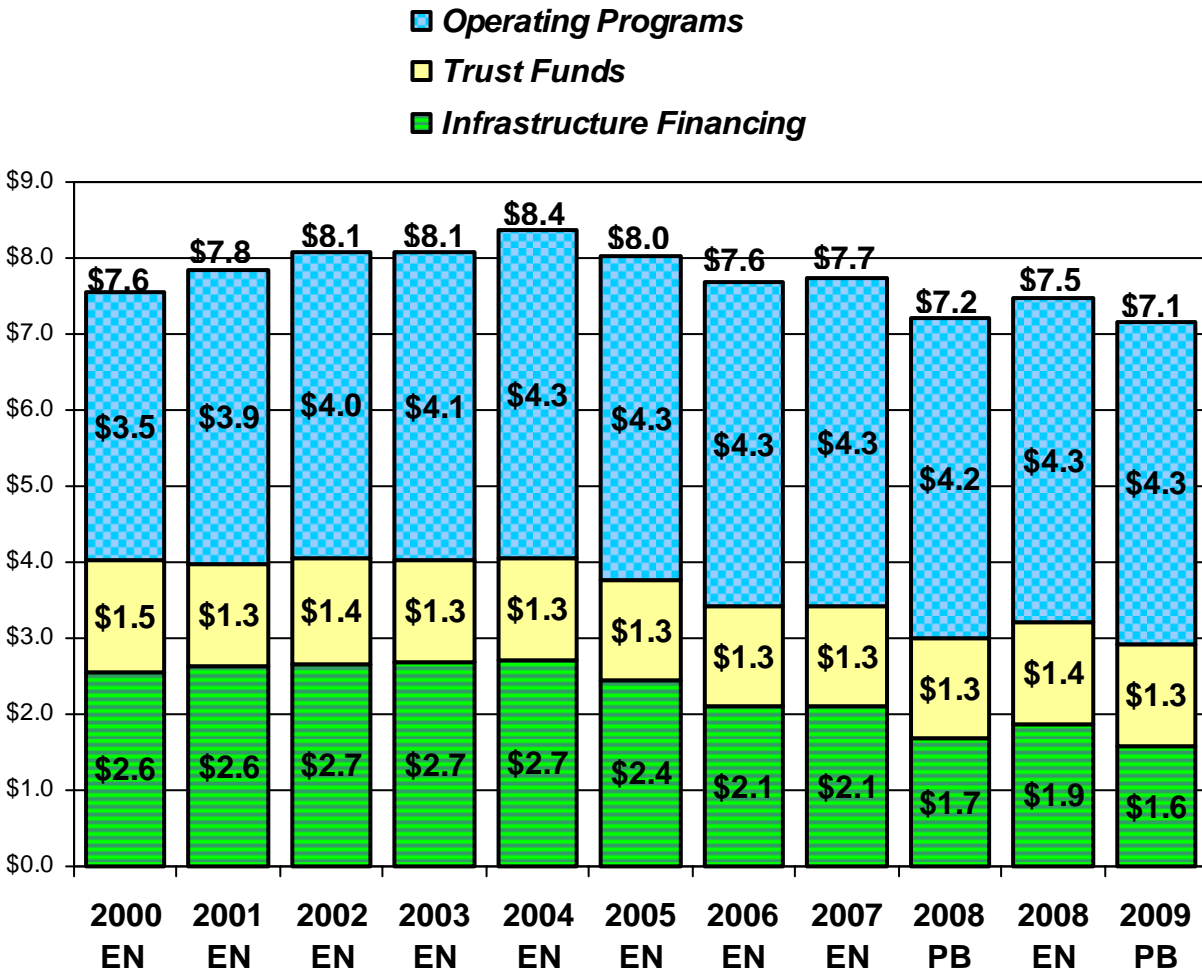
recruitment approaches, and focus on attracting applicants who are talented, diverse and committed to EPA's mission. In part, EPA also will continue to target developmental resources to retain a highly-skilled and results-oriented workforce with the right mix of technical expertise, professional experience and leadership capabilities. A sound, sustained and strategic approach toward Human Capital will assure EPA and its workforce has sustained mission success.

Workforce

EPA values its world class workforce and its expertise enables us to meet our urgent responsibilities across a broad range of national and local environmental issues. In FY 2009, we are making adjustments to EPA's workforce management strategy that will help us better align resources, skills, and Agency priorities. A key step in this adjustment is improving the alignment between the total number of positions authorized and actual FTE utilization. As such, in FY 2009 EPA proposes to reduce its Agency authorized FTE ceiling by approximately 89.5 positions (below the FY 2008 Enacted FTE Ceiling) to 17,217, which is consistent with the Agency's historical FTE levels. The result of these reductions will not impede Agency efforts to maximize efficiency and effectiveness in carrying out its programs and will not result in an overall change in the number of FTEs at EPA.

Environmental Protection Agency's Resources by Major Category

(Dollars in Billions)



Totals may not add due to rounding

¹ FY 2002 does not include \$175.6 M provided for Homeland Security in the Emergency Supplemental Appropriations Act

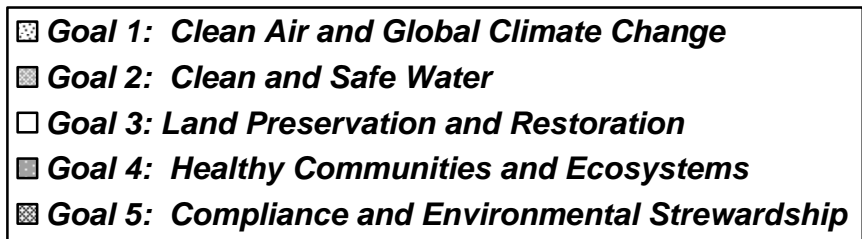
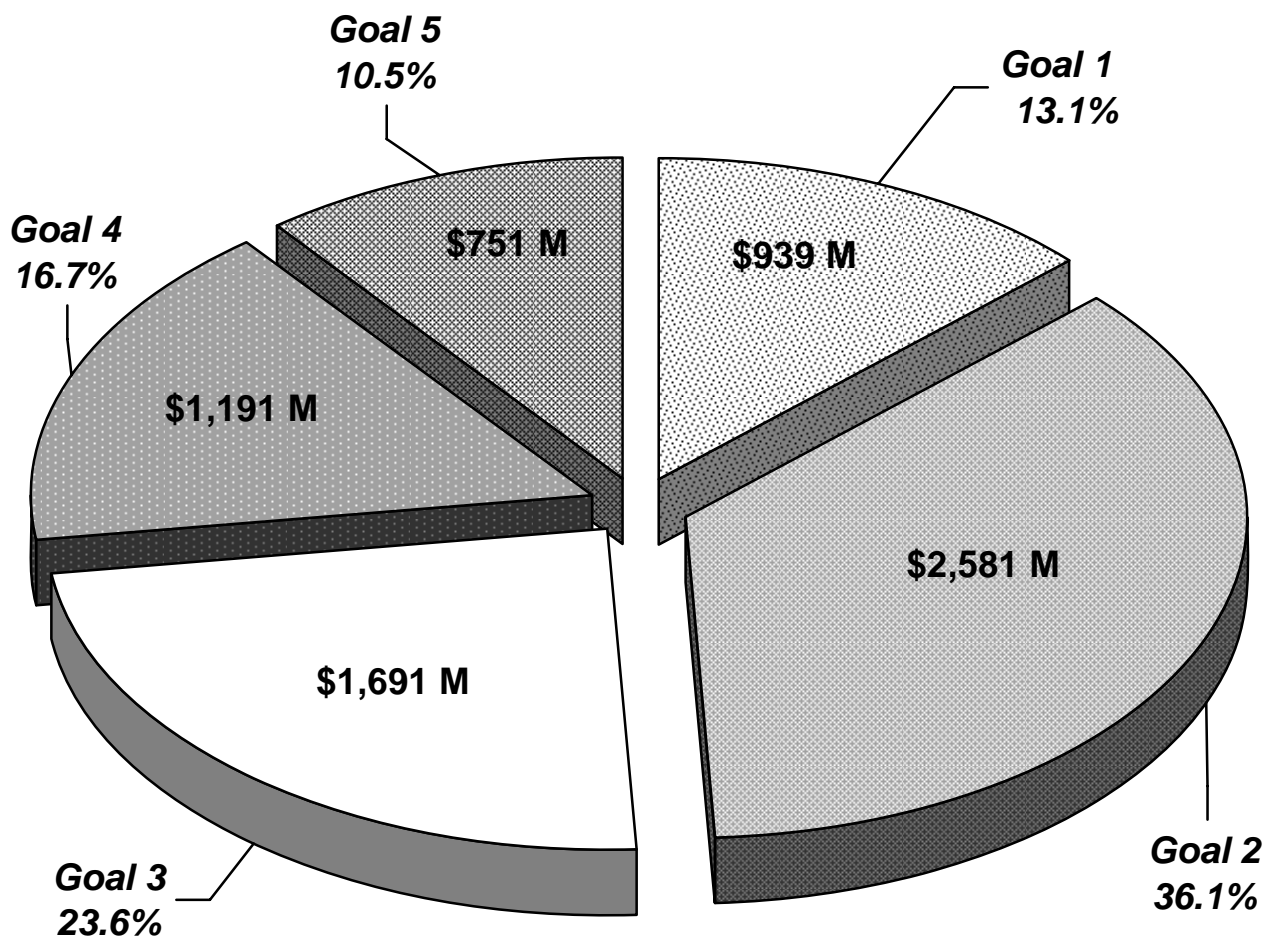
² Reflects FY 2005 Enacted 0.8% Rescission

³ Reflects FY 2006 Enacted 0.476% rescission plus 1% additional rescission—excludes Hurricane Supplemental funding

⁴ FY 2008 Enacted includes a 1.56% rescission and a \$5 M rescission to prior year funds.

Environmental Protection Agency's FY 2009 Budget by Goal

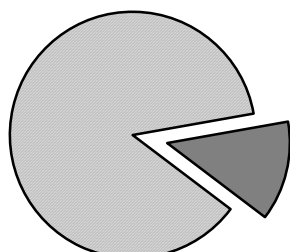
Total Agency: \$7,143 Million



Note: Dollar totals in chart exclude a \$10 million rescission to prior year funds

Goal 1: Clean Air and Global Climate Change

Strategic Goal: *Protect and improve the air so it is healthy to breathe and risks to human health and the environment are reduced. Reduce greenhouse gas intensity by enhancing partnerships with businesses and other sectors.*



13.1% of Budget

Resource Summary

(\$ in 000)

	FY 2008 President's Budget	FY 2008 Enacted Budget	FY 2009 President's Budget	Difference FY 2008EN to FY 2009 PresBud
1 - Healthier Outdoor Air	\$587,200	\$644,091	\$616,456	-\$27,635
2 - Healthier Indoor Air	\$45,842	\$45,582	\$43,502	-\$2,080
3 - Protect the Ozone Layer	\$17,121	\$16,865	\$17,464	\$598
4 - Radiation	\$39,086	\$38,254	\$41,397	\$3,143
5 - Reduce Greenhouse Gas Intensity	\$122,820	\$130,092	\$121,063	-\$9,029
6 - Enhance Science and Research	\$98,297	\$96,855	\$98,700	\$1,845
Goal 1 Total *	\$910,365	\$971,739	\$938,582	-\$33,157

Workyears **	2610.1	2608.8	2628.1	19.3
---------------------	--------	--------	--------	------

* Numbers may not add due to rounding

** Agency authorized FTE levels are being aligned with actual utilization. See workforce section in the overview.

EPA implements the Clean Air and Global Climate Change goal through national and regional programs designed to provide healthier outdoor and indoor air for all Americans, protect the stratospheric ozone layer, minimize the risks from radiation releases, reduce greenhouse gas intensity, and enhance science and research. These programs are all founded on several common principles: using health and environmental risks to set priorities, streamlining programs through regulatory reforms; encouraging market-based approaches; facilitating deployment of cost-effective technologies; promoting energy efficiency and clean energy supply; using sound science, and maintaining partnerships with states, Tribes, local governments, non-governmental organizations, and industry.

EPA's key clean air programs – including those addressing particulate matter, ozone, acid rain, air toxics, indoor air, radiation and stratospheric ozone depletion – focus on some of the highest health and environmental risks faced by the Agency. These programs have achieved results. Every year, state and Federal air pollution programs established under the

Goal 1: Clean Air and Global Climate Change

Clean Air Act prevent tens of thousands of premature mortalities, millions of incidences of chronic and acute illness, tens of thousands of hospitalizations and emergency room visits, and millions of lost work days.

Clean Air Rules

The Clean Air Rules are a major component of EPA work under Goal 1, and include a suite of actions that will dramatically improve America's air quality. Three of the rules specifically address the transport of pollution across state borders (the Clean Air Interstate Rule, the Clean Air Mercury Rule and the Clean Air Nonroad Diesel Rule). These rules provide national tools to achieve significant improvement in air quality and the associated benefits of improved health, longevity and quality of life for all Americans. In FY 2009, EPA will continue to work with the states and industry to implement these rules.

In addition to the Clean Air Rules, EPA will address emission reductions through the Diesel Emissions Reduction Grants program authorized in sections 791-797 of the Energy Policy Act of 2005. This program will provide immediate emission reductions from existing diesel engines through engine retrofits, rebuilds and replacements, switching to cleaner fuels, idling reduction strategies and other clean diesel strategies that can reduce particulate matter (PM) emissions up to 95 percent, smog-forming emissions, such as hydrocarbons and nitrogen oxide, up to 90 percent and greenhouse gases up to 20 percent. In FY 2009, EPA will issue and manage various categories of Diesel Emission Reduction grants, including grants to target diesel emissions in ports.

Energy

The Administration has a diverse portfolio of policy measures – including mandatory, incentive-based, and voluntary programs – to meet the President's goal to reduce the greenhouse gas (GHG) intensity of the U.S. economy by 18 percent by 2012. The President has set a goal of reducing U.S. gasoline usage by 20 percent in the next ten years to lessen the nation's dependence on imported oil. EPA has a substantial role to play in advancing the President's energy and climate strategies, given the Agency's mandate for environmental protection and the close linkage of energy and environment issues.

Ongoing efforts are already very significant. For example, EPA's current efforts will contribute about 70 percent of the reductions necessary to meet the President's 2012 GHG intensity goal. Moreover, EPA's efforts can and will achieve remarkable results in a number of other critical areas. By the end of 2008, for example, EPA expects to have programs in place that will speed the development of lower-emissions coal, oil, gas, and renewable technologies; partner with the manufacturing sector to develop more energy efficient technologies; and create the framework needed to transform our transportation system from one almost solely reliant on petroleum to one that accommodates an array of alternate fuels.

In 2009, EPA will begin implementation activities associated with the new GHG rules for fuels and vehicles, which will be completed at the start of FY 2009. Needed implementation activities will include upgrading and expanding vehicle engine and fuel data systems to incorporate new data and handle certification, compliance, reporting and tracking requirements; developing and implementing means to validate credit trading; implementing the fuel quality

Goal 1: Clean Air and Global Climate Change

compliance program including field sampling and lab analysis; and stakeholder outreach. In addition to these implementation activities, the National Vehicle Fuel Emissions Laboratory (NVFEL) will need to begin certifying alternative fuels and vehicles.

By FY 2009, U.S. energy production is expected to grow by almost 10 percent from FY 2005 levels. To help ensure clean and affordable energy, EPA will enhance related permitting efforts. Anticipated upcoming proposals include 75,000 new oil and gas wells on Tribal and Federal Land, 40 liquefied natural gas terminals, 100+ re-permitting for nuclear power plants and 25 new nuclear plants.

This expansion in the energy sector will result in increased workload for: air and waters modeling and monitoring to determine the ambient impacts of energy activities; analysis of emerging technologies such as carbon sequestration, tidal, wind, biomass, coal liquefaction and oil shale; effective and early collaboration among states, tribes and Federal agencies to expedite National Environmental Policy Act (NEPA) reviews; and, EPA direct implementation of air and water permitting activity on state/Tribal lands where the programs are not authorized and on Federal lands and offshore areas where the program cannot be authorized.

In FY 2009, EPA and states will begin to fulfill the mandate of the Energy Policy Act to increase development of domestic energy resources and meet the demands of the large increase in new energy exploration while ensuring environmentally sound decision-making. This will involve support for state and tribal work to ensure effective and efficient analysis and permitting to avoid slowing the pace of new energy projects. The FY 2009 Budget Request includes \$14.0 million to support Permitting for Energy Production.

Reduce Risks to Indoor Air and Radon Programs

The Indoor Air Program characterizes the risks of indoor air pollutants to human health, develops techniques for reducing those risks, and educates the public about those techniques and other actions they can take to reduce their risks from indoor air. Through voluntary partnerships with non-governmental and professional organizations, EPA educates and encourages individuals, schools, industry, the health-care community, and others to take action to reduce health risks in indoor environments using a variety of approaches, including national public awareness and media campaigns, as well as community-based outreach and education. EPA also uses technology-transfer to improve the design, operation, and maintenance of buildings – including schools, homes, and workplaces – to promote healthier indoor air. The FY 2009 Budget Request for the Reduce Risk from Indoor Air program totals \$19.9 million. EPA also carries out a national radon program that encourages and facilitates voluntary national, regional, state, and Tribal programs and activities that support initiatives targeted to radon testing and mitigation, as well as to radon resistant new construction. Radon is second only to smoking as a cause of lung cancer. The FY 2009 Budget Request for the Radon programs totals \$14.0 million.

Climate Protection

For more than a decade, businesses and other organizations have partnered with EPA through voluntary climate protection programs to pursue common sense approaches to reducing greenhouse gas emissions and meeting the President's greenhouse gas intensity goal. Voluntary programs such as Energy Star and SmartWay Transport have increased the use of energy-efficient products and practices, spurred investment in clean energy development, and

Goal 1: Clean Air and Global Climate Change

reduced emissions of carbon dioxide, methane, and other greenhouse gases with very high global warming potentials. These partnership programs break down market barriers and promote the deployment of cost-effective technologies and processes designed to yield greenhouse gas reductions over the life of the investment. In FY 2009, EPA will continue to work with other countries and government agencies to support the Methane to Markets Partnership and Asia-Pacific Partnership on Clean Development and Climate. The FY 2009 Budget Request for the Climate Protection programs totals \$98.3 million.

Stratospheric Ozone – Domestic and Montreal Protocol

In FY 2009, EPA's Domestic Stratospheric Ozone Protection Program will continue to implement the provisions of the Clean Air Act and the Montreal Protocol on Substances that Deplete the Ozone Layer (Montreal Protocol), and contribute to the reduction and control of ozone-depleting substances (ODSs) in the U.S. and lowering health risks to the American public associated with exposure to UV radiation, including prevention of 6.3 million cases of fatal skin cancer in the US. The FY 2009 Budget Request for the Stratospheric Ozone: Domestic program totals \$4.7 million. In addition, through the Multilateral Fund of the Montreal Protocol, EPA will invest in cost-effective projects that are designed to build capacity and eliminate ODS production and consumption in over 60 developing countries. The Multilateral Fund continues to support over 5,150 activities in 139 countries, and when fully implemented, will prevent annual emissions of more than 223,729 metric tons of ODS. Over 80 percent of already agreed-upon project activities have been implemented to date, with remaining work in these already agreed-upon projects expected to be fully implemented by 2009. The FY 2009 Budget Request for the Stratospheric Ozone: Multilateral Fund totals \$9.9 million.

Radiation Monitoring

In FY 2009, EPA will continue upgrading the national radiation monitoring system to expand the population and geographic areas covered, and to increase the speed at which the system samples the air, analyzes the measurements, and transmits the results. Mobile transportable monitors will be maintained in ready condition so they can be quickly deployed to monitor radiation levels at locations near and downwind from the initial point of release. The Agency will continue to enhance laboratory response capacity and capability to ensure a minimal level of surge capacity for radiological incidents.

Research

EPA conducts research to provide a scientific foundation for the Agency's actions to protect the air all Americans breathe. The Agency's air research program supports implementation of the Clean Air Act, especially the National Ambient Air Quality Standards (NAAQS), which set limits on how much stratospheric ozone, particulate matter, carbon monoxide, sulfur dioxide, nitrogen oxides, and lead, are allowed in the atmosphere. EPA also conducts research on ozone and hazardous air pollutants, also known as air toxics.

In FY 2009, the Agency's air research program will continue research to understand the sources and composition of air pollution; develop methods for controlling sources' emissions; study atmospheric chemistry and model U.S. air quality; investigate Americans' exposure to air pollution; and conduct epidemiological, clinical, and toxicological studies of air pollution's health effects. In FY 2009, the program will continue to focus on the effects of air pollution near roads on human health, as well as the development and evaluation of effective mitigation strategies.

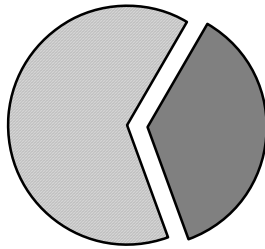
Goal 1: Clean Air and Global Climate Change

The Agency also will fund research grants to universities and nonprofits to study topics such as the relationship between long-term exposure to fine particles in the atmosphere and the frequency and progression of pulmonary and cardiovascular diseases.

Goal 1: Clean Air and Global Climate Change

Goal 2: Clean and Safe Water

Strategic Goal: Ensure drinking water is safe. Restore and maintain oceans, watersheds, and their aquatic ecosystems to protect human health, support economic and recreational activities, and provide healthy habitat for fish, plants, and wildlife.



36.1% of Budget

Resource Summary

(\$ in 000)

	FY 2008 President's Budget	FY 2008 Enacted Budget	FY 2009 President's Budget	Difference FY 2008EN to FY 2009 PresBud
1 - Protect Human Health	\$1,156,552	\$1,183,199	\$1,161,766	-\$21,433
2 - Protect Water Quality	\$1,422,049	\$1,536,959	\$1,286,410	-\$250,549
3 - Enhance Science and Research	\$135,906	\$134,624	\$132,528	-\$2,096
Goal 2 Total *	\$2,714,507	\$2,854,782	\$2,580,704	-\$274,078
Workyears **	2901.8	2901	2863.4	-37.6

* Numbers may not add due to rounding.

** Agency authorized FTE levels are being aligned with actual utilization. See workforce section in the overview.

EPA implements the Clean and Safe Water goal through programs designed to provide improvements in the quality of surface waters and drinking water. In FY 2009, EPA will work with states and tribes to continue to accomplish measurable improvements in the safety of the nation's drinking water and in the conditions of rivers, lakes, and coastal waters. With the help of these partners, EPA expects to make important progress in these areas and support additional focused water initiatives, including carbon sequestration, energy permitting, water security, and sustainable infrastructure.

The National Water Program will continue to place special emphasis on sustainable infrastructure and watershed stewardship, through its "four pillars" program, specifically focusing on innovative financing and leveraging for infrastructure sustainability, banking for wetlands conservation, and trading among point sources and non-point sources for water quality upgrades. In FY 2009, the Agency will continue advancing the water quality monitoring initiative and a water quality standards strategy under the Clean Water Act, as well as, important rules and activities under the Safe Drinking Water Act. Related efforts to improve monitoring and surveillance will help advance water security nationwide.

Goal 2: Clean and Safe Water

Drinking Water

During FY 2009, EPA, the states and community water systems will build on past successes while working toward the FY 2009 goal of assuring that 90 percent of the population served by community water systems receives drinking water that meets all applicable health-based standards. To promote compliance with drinking water standards, states carry out a variety of activities, such as conducting onsite sanitary surveys of water systems and working with small systems to improve their capabilities. EPA will work to improve compliance rates by providing guidance, training, and technical assistance; ensuring proper certification of water system operators; promoting consumer awareness of drinking water safety; maintaining the rate of system sanitary surveys and onsite reviews; and taking appropriate action for noncompliance. In FY 2009, states and EPA will process Underground Injection Control permit applications for experimental carbon sequestration and gather information from these pilots to facilitate the permitting of large-scale commercial carbon sequestration in the future. To help ensure that water is safe to drink, EPA provides \$842.2 million for the Drinking Water State Revolving Fund.

Clean Water

In FY 2009, EPA will work with states to continue progress toward the clean water goals to implement core clean water programs, including innovations that apply programs on a watershed basis, and to accelerate efforts to improve water quality on a watershed basis. Building on the progress toward clean water achieved over the past 30 years, EPA is working with states and tribes to implement the Clean Water Act by focusing on: scientifically sound water quality standards, effective water monitoring, strong programs for controlling nonpoint sources of pollution, and strong discharge permit programs. To keep pace with the nation's burgeoning energy exploration and development, EPA will place an increased focus on energy related permitting in FY 2009. The work involves NPDES permit actions related to conventional oil and gas, coalbed methane, coal mining, ethanol, power plants, refineries, uranium, natural gas liquids, liquefied natural gas terminals, pipelines, and oil shale/tar sands.

The Agency's request continues the monitoring initiative begun in 2005 to strengthen the nationwide monitoring network and complete the baseline water quality assessment of the nation's waters. These efforts are resulting in scientifically defensible water quality data and information essential for cleaning up and protecting the nation's waters. Progress in improving coastal and ocean waters documented in the National Coastal Condition Report will be maintained by focusing on: assessing coastal conditions, reducing vessel discharges, implementing coastal nonpoint source pollution programs, managing dredged material, and supporting international marine pollution control. EPA will continue to provide annual capitalization to the Clean Water State Revolving Fund (CWSRF). In FY 2009 EPA will provide \$555.0 million and will allow EPA to meet the Administration's capitalization target of \$6.8 billion total for 2004-2011 and enable the program to meet its long-term revolving target of \$3.4 billion.

Homeland Security

EPA has a major role in supporting the protection of the nation's critical water infrastructure from terrorist threats. In FY 2009, EPA will continue to support the Water Security Initiative (WSI) pilot program and water sector-specific agency responsibilities, including the Water Alliance for Threat Reduction (WATR), to protect the nation's critical water infrastructure. The FY 2009 budget provides \$35.2 million for water security efforts. This includes \$22.6 million for WSI and WATR which will continue efforts to demonstrate the concept of an effective contamination warning system that drinking water utilities in high threat cities of all

sizes and characteristics could adopt. In FY 2009, there will be increased training and outreach exercises for Regional Water Emergency Response/Technical Assistance Team members, consistent with the National Approach to Response. Also, the Agency, in collaboration with our water sector security stakeholders, will continue efforts to develop, implement and initiate tracking of national measures related to homeland security critical infrastructure protection activities.

Research

EPA's drinking water and water quality research programs conduct leading edge, problem-driven research to provide a sound scientific foundation for Federal regulatory decision-making. These efforts will result in strengthened public health and aquatic ecosystem protection by providing data methods, models, assessments, and technologies for EPA program and Regional Offices, as well as state and local authorities.

In FY 2009, these research programs will conduct studies and deliver science products needed by the nation to realize clean and safe water. The drinking water research program will focus on treatment strategies, exposure and analytical methods, and health effects information that can be applied to classes of contaminants in the context of the drinking water hydrologic cycle – source water, treatment, and distribution. The water quality research program will continue providing approaches and methods the Agency and its partners need to develop and apply criteria to support designated uses, support implementation of watershed management approaches, and application of technological options to restore and protect water bodies using information on effective treatment and management alternatives. These programs also will conduct research that will yield tools and strategies to manage our nation's aging water infrastructure.

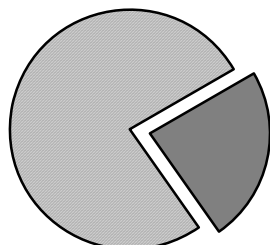
Other important areas of research in FY 2009 will include: 1) studies on aquifer storage and recovery (ASR) on the safety of drinking water and the impacts of subsurface carbon dioxide (CO₂) storage on drinking water quality; 2) revising aquatic life guidelines, recreational water criteria, the effects of emerging contaminants, nutrients, biocriteria and multiple stressor effects on stream biota; 3) watershed management work that supports diagnoses of impairment, mitigation and pollutant load reduction from headwater streams and isolated wetlands; and 4) improving the control of microbial releases from publicly owned treatment works (POTWs) during periods of significant wet weather events.

Recognizing that environmental policy and regulatory decisions will only be as good as the science upon which they are based, EPA makes every effort to ensure that its science is of the highest quality and relevance, thereby, providing the basis for sound environmental results. EPA uses the Research and Development (R&D) Investment Criteria of quality, relevance, and performance in its decision-making processes through the use of research strategies and plans, program review and evaluation by the Board of Scientific Counselors (BOSC) and the Science Advisory Board (SAB), and peer review.

Goal 2: Clean and Safe Water

Goal 3: Land Preservation and Restoration

Strategic Goal: Preserve and restore the land by using innovative waste management practices and cleaning up contaminated properties to reduce risks posed by releases of harmful substances.



23.6% of Budget

Resource Summary

(\$ in 000)

	FY 2008 President's Budget	FY 2008 Enacted Budget	FY 2009 President's Budget	Difference FY 2008EN to FY 2009 PresBud
1 – Preserve Land	\$231,785	\$237,813	\$232,718	-\$5,095
2 – Restore Land	\$1,382,689	\$1,403,340	\$1,405,043	\$1,703
3 - Enhance Science and Research	\$48,515	\$47,440	\$53,367	\$5,928
Goal 1 Total *	\$1,662,990	\$1,688,592	\$1,691,128	\$2,536
Workyears **	4579.3	4574.3	4550.2	-24.1

* Numbers may not add due to rounding.

** Agency authorized FTE levels are being aligned with actual utilization. See workforce section in the overview.

Land is one of America's most valuable resources. If they are not controlled, hazardous and non-hazardous wastes on the land can migrate to the air, groundwater, and surface water, contaminating drinking water supplies, causing acute illnesses or chronic diseases, and threatening healthy ecosystems in urban, rural, and suburban areas. To address these issues, EPA implements the Land Preservation and Restoration goal with the following approaches—prevention, protection, and response activities to address risks posed by releases of harmful substances on land; emergency preparedness, response and homeland security to address immediate risks to human health and the environment; enforcement and compliance assistance to determine what needs to be done and who should pay; and sound science and research to address risk factors and new, innovative solutions.

Prevention, Protection, and Response Activities

EPA leads the country's activities to prevent and reduce the risks posed by releases of harmful substances and to preserve and restore land with effective waste management and cleanup methods. In FY 2009, the Agency is requesting \$1,637.8 million to continue to apply the most effective approach to preserve and restore land by developing and implementing

Goal 3: Land Preservation and Restoration

prevention programs, improving response capabilities, and maximizing the effectiveness of response and cleanup actions. This approach will help ensure that human health and the environment are protected and that land is returned to beneficial use.

In FY 2009, EPA also will continue to use a hierarchy of approaches to protect the land: reducing waste at its source, recycling waste, managing waste effectively by preventing spills and releases of toxic materials, and cleaning up contaminated properties. The Agency especially is concerned about threats to our most sensitive populations, such as children, the elderly, and individuals with chronic diseases, and prioritizes cleanups accordingly.¹

The Comprehensive Environmental Response, Compensation, and Liability Act (CERCLA, or Superfund) provides legal authority for EPA's work to protect the land. The Agency and its partners use Superfund authority to clean up uncontrolled or abandoned hazardous waste sites, allowing land to be returned to productive use. The Resource Conservation and Recovery Act (RCRA) also provides legal authority for EPA to fulfill this goal. Under RCRA, EPA works in partnership with states and tribes to address risks associated with leaking underground storage tanks and with the generation and management of hazardous and non-hazardous waste.

In addition, EPA uses authorities provided under the Clean Air Act, Clean Water Act, and Oil Pollution Act of 1990 to protect against spills and releases of hazardous materials. Controlling the many risks posed by accidental and intentional releases of harmful substances presents a significant challenge. In FY 2009, EPA will continue to ensure that it is adequately prepared to minimize contamination and harm to the environment from spills and releases of hazardous materials by improving its readiness to respond to emergencies through training as well as maintaining a highly skilled, well-trained, and equipped response workforce.

The following themes characterize EPA's land program activities under Goal 3 in FY 2009: Revitalization; Recycling, Waste Minimization and Energy Recovery; and implementation of the Energy Policy Act of 2005 (EPAAct).

- **Revitalization:** All of EPA's cleanup programs (Superfund Remedial, Superfund Federal Facilities Response, Superfund Removal, RCRA Corrective Action, Brownfields, and Underground Storage Tanks) and their partners are taking proactive steps to facilitate the cleanup and revitalization of contaminated properties. In FY 2009, the Agency is requesting \$914.8 million to help communities revitalize these once productive properties by removing blight, satisfying the growing demand for land, helping limit urban sprawl, fostering ecologic habitat enhancements, enabling economic development, and maintaining or improving quality of life. In reflection of the high priority the Agency has placed on land revitalization, EPA recently adopted a series of acres-based, cross-program revitalization measures (CPRMs)² to help document progress in cleaning up and promoting the protective use of previously contaminated land. The CPRMs will help EPA communicate the extent of land subject to its cleanup programs, and the subset of

¹ Additional information on these programs can be found at: www.epa.gov/superfund, <http://www.epa.gov/superfund/programs/er/index.htm>, <http://www.epa.gov/epaoswer/hazwaste/ca/>, <http://www.epa.gov/brownfields/>, <http://www.epa.gov/swerst1/>, <http://www.epa.gov/swerffr/> and <http://www.epa.gov/swerrims/landrevitalization>.

² For more information on the CPRMs, go to <http://www.epa.gov/swerrims/landrevitalization/docs/cprmguidance-10-20-06covermemo.pdf>.

Goal 3: Land Preservation and Restoration

that land that is protective for people for current conditions, and that is ready (i.e., protective) for anticipated future uses. EPA cleanup programs began implementing these new measures in FY 2007. Data from the CPRMs will be available in FY 2008 and beyond.

- **Recycling, Waste Minimization and Energy Recovery:** EPA is requesting \$10.8 million in FY 2009 to support EPA's strategy for reducing waste generation and increasing recycling. EPA's strategy will continue to be based on: (1) establishing and expanding partnerships with businesses, industries, tribes, states, communities, and consumers; (2) stimulating infrastructure development and environmentally responsible behavior by product manufacturers, users, and disposers; and (3) helping businesses, government, institutions, and consumers reduce waste generation and increase recycling through education, outreach, training, and technical assistance. In FY 2009, EPA will continue the Resource Conservation Challenge (RCC) as a major national effort to find flexible, yet more protective ways to conserve our valuable natural resources through waste reduction, energy recovery, and recycling. Through RCC, the Agency also will pursue the advancement of alternative domestic energy sources as well as clean energy, which power our economy and drive our environmental successes.
- **Implementing the EAct:** The EAct³ contains numerous provisions that significantly affect Federal and state underground storage tank (UST) programs and requires that EPA and states strengthen tank release and prevention programs. In FY 2007, working with its tank partners, EPA developed grant guidelines⁴ which implement the UST provisions of the EAct. In FY 2009, EPA is requesting \$35.1 million to provide assistance to states to help them meet their new responsibilities, which include: (1) mandatory inspections every three years for all underground storage tanks, (2) operator training, (3) prohibition of delivery for non-complying facilities⁵, and (4) secondary containment or financial responsibility for tank manufacturers and installers. EPA also is submitting legislative language to allow states to use alternative mechanisms such as the Environmental Results Program (ERP) to meet the mandatory three-year inspection requirement. This proposal provides states with a less costly alternative to meet the objectives of the EAct. EPA also will continue implementing the UST Tribal strategy⁶ developed in FY 2006 in Indian country.

In addition to these themes, EPA's Homeland Security and Enforcement work are important components of the Agency's prevention, protection, and response activities.

Homeland Security

EPA will continue to improve its emergency preparedness and response capability, including homeland security capabilities. In FY 2009, the Agency is requesting \$54.6 million to improve its capability to respond effectively to incidents that may involve harmful chemical, oil, biological, and radiological substances. The Agency will provide training to build the cadre of

³ For more information, refer to http://frwebgate.access.gpo.gov/cgi-bin/getdoc.cgi?dbname=109_cong_public_laws&docid=f:publ058.109.pdf (scroll to Title XV - Ethanol And Motor Fuels, Subtitle B – Underground Storage Tank Compliance, on pages 500-513 of the pdf file).

⁴ For more information, refer to <http://www.epa.gov/OUST>

⁵ Refer to *Grant Guidelines to States for Implementing the Delivery Prohibition Provision of the Energy Policy Act of 2005*, August 2006, EPA-510-R-06-003, http://www.epa.gov/oust/fedlaws/epact_05.htm#Final.

⁶ Refer to *Strategy for an EPA/Tribal Partnership to Implement Section 1529 of the Energy Policy Act of 2005*, August 2006, EPA-510-F-06-005, http://www.epa.gov/oust/fedlaws/epact_05.htm#Final.

Goal 3: Land Preservation and Restoration

volunteers in the Response Support Corps (RSC) and/or as part of an Incident Management Team (IMT) and also will continue to participate in multi-agency training and exercises.

In FY 2009, EPA will build the Environmental Laboratory Response Network (eLRN) through the improvement of an electronic data deliverable for use by all eLRN laboratories. EPA also will continue to maximize the effectiveness of its involvement in national security events through pre-deployments of assets such as emergency response personnel and field detection equipment.

EPA also will maintain and improve the Emergency Management Portal (EMP). FY 2009 will be the first year for complete integration of the basic management modules (*i.e.*, environmental assessment, equipment, personnel, and decontamination). EPA will continue to manage, collect, and validate new information for new and existing Weapons of Mass Destruction (WMD) agents as new decontamination techniques are developed or as other information emerges from the scientific community.

Enforcement

Enforcement authorities play a unique role under the Superfund program: they are used to leverage private-party resources to conduct a majority of the cleanup actions and to reimburse the Federal government for cleanups financed by appropriations. In FY 2009, the Agency is requesting \$173.9 million to support enforcement activities at Federal and non-Federal Superfund sites. The Superfund program's "enforcement first" policy ensures that sites with viable potentially responsible parties (PRPs) are cleaned up by those parties, allowing EPA to focus appropriated resources on sites where viable PRPs either do not exist or lack funds or capabilities needed to conduct the cleanup. In tandem with this approach, various reforms have been implemented to increase fairness, reduce transaction costs, and promote economic development and make sites available for appropriate reuse.⁷ The Department of Justice supports EPA's Superfund Enforcement program through negotiations and judicial actions to compel PRP cleanup and litigation to recover Trust Fund monies spent.

EPA also works to ensure that required legally enforceable institutional controls and financial assurance instruments are in place and adhered to at Superfund sites and at facilities subject to RCRA Corrective Action to ensure the long-term protectiveness of cleanup actions.

EPA has ongoing cleanup and property transfer responsibilities at some of the Nation's most contaminated Federal properties, which range from realigning and closing military installations and former military properties containing unexploded ordnance, solvents, and other industrial chemicals to Department of Energy sites containing nuclear waste. EPA's Superfund Federal Facilities Response and Enforcement program helps Federal and local governments, tribes, states, redevelopment authorities and the affected communities ensure contamination at Federal or former Federal properties is addressed in a manner that protects human health and the environment.⁸

⁷ For more information regarding EPA's enforcement program and its various components, please refer to <http://www.epa.gov/compliance/cleanup/superfund/>.

⁸ For more information on the Superfund Federal Facilities Response and Enforcement program, please refer to <http://www.epa.gov/fedfac>.

Goal 3: Land Preservation and Restoration

In FY 2009, the Agency will continue to establish and use Special Accounts within the Superfund Trust Fund. As of the end of FY 2007, EPA maintains more than 700 Special Accounts within the Superfund Trust Fund. These accounts segregate site-specific funds obtained from responsible parties that enter into settlement agreements with EPA. These funds may create an incentive for other PRPs at that specific site to perform cleanup work. In addition, these funds may be used by the Agency to fund cleanup activities if there are no known or viable PRPs. The Agency will practice good fiscal stewardship in cleaning up sites by maximizing the use of site-specific Special Account funds while preserving appropriated Trust Fund dollars for sites without viable PRPs.

In FY 2009, the Agency will negotiate remedial design/remedial action cleanup agreements and removal agreements at contaminated properties. Where negotiations fail, the Agency will either take unilateral enforcement actions to require PRP cleanup or use appropriated dollars to remediate sites. When appropriated dollars are used to cleanup sites, the program will recover this money from the PRPs whenever possible.

Enhancing Science and Research to Restore and Preserve Land

The FY 2009 Land Research program supports the Agency's objective of reducing or controlling potential risks to human health and the environment at contaminated waste sites by providing the science to accelerate scientifically defensible and cost-effective decisions for cleanup at complex sites in accordance with CERCLA.

In FY 2009, EPA is requesting \$53.4 million in support of EPA's efforts to enhance science and research for land preservation and restoration. Research activities in FY 2009 will focus on contaminated sediments, ground water contamination, multi-media, and site-specific technical support. Research will advance EPA's ability to accurately characterize the risks posed by contaminated sediments and determine the range and scientific foundation for remedy selection options. In addition, research aimed at developing data to support dosimetric and toxicologic assessment of amphibole asbestos, fiber-containing material from Libby, Montana will be conducted. Groundwater research will focus on the transport of contaminants in that medium and the subsequent intrusion of contaminant vapors into buildings and continue research on developing applications for permeable reactive barriers.

Oil spill remediation research will continue on physical, chemical, and biological risk management methods for petroleum and non-petroleum oils spilled into freshwater and marine environments as well as development of a protocol for testing solidifiers and treating oil. Underground storage tank research will address the development of online transport models that can be used by state project managers. Research areas such as resource conservation, corrective action, multi-media modeling, leaching, containment systems, and landfill bioreactors will constitute the major areas of research and support for RCRA activities in FY 2009. EPA also will continue to develop a site-specific management approach of brownfields sites, develop validated acceptable practices for land revitalization, collaborate with the private sector to conduct field sampling, and with the states to optimize operations and monitoring of several landfill bioreactors and determine their potential to provide alternative energy in the form of landfill gas while increasing the nation's landfill capacity.

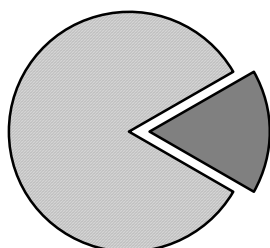
Goal 3: Land Preservation and Restoration

In FY 2009, additional resources will be invested to research nanotechnology fate and transport in response to an independent review of the RCRA portion of the Land Research program to address emerging issues and strategic EPA issues. The primary objective of this research will be to determine the physicochemical properties controlling the movement of nanomaterials through soil and aquatic ecosystems. Research questions include the identification of system parameters that alter the surface characteristics of nanomaterials through aggregation (e.g., pH effects), complexation (e.g., surface complexation by dissolved organic carbon) or changes in oxidation state (e.g., chemical- or biological-mediated electron transfer).

.

Goal 4: Healthy Communities and Ecosystems

Strategic Goal: Protect, sustain, or restore the health of people, communities, and ecosystems using integrated and comprehensive approaches and partnerships.



16.7% of Budget

Resource Summary

(\$ in 000)

	FY 2008 President's Budget	FY 2008 Enacted Budget	FY 2009 President's Budget	Difference FY 2008EN to FY 2009 PresBud
1 - Chemical, Organism, and Pesticide Risks	\$390,946	\$387,933	\$396,717	\$8,784
2 – Communities	\$234,851	\$239,668	\$235,626	-\$4,041
3 – Ecosystems	\$178,088	\$220,411	\$181,029	-\$39,382
4 - Enhance Science and Research	\$370,176	\$379,351	\$377,631	-\$1,720
Goal 1 Total *	\$1,174,062	\$1,227,363	\$1,191,004	-\$36,359
Workyears **	3761.1	3735.6	3749.7	14.1

* Numbers may not add due to rounding.

** Agency authorized FTE levels are being aligned with actual utilization. See workforce section in the overview.

In FY 2009, the Environmental Protection Agency will protect, sustain or restore the health of communities and ecosystems by bringing together a variety of programs, tools, approaches and resources, including partnerships with stakeholders and Federal, state, Tribal, and local government agencies. EPA manages environmental risks to watersheds, communities, homes, and workplaces to protect human health and the environmental integrity of ecosystems. The Agency employs a mix of regulatory programs and partnership approaches to achieve results in ways that are efficient, innovative, and sustainable. Ideally, EPA can implement a strategy of preventing pollution at the source; however, where programs to prevent pollution or ecosystem damage are not viable, EPA promotes waste minimization, avoidance of impact on habitat, safe disposal, and remediation.

In managing risk, EPA directs its efforts toward the greatest threats in our communities, homes, and workplaces, including threats to sensitive populations such as children and the elderly, and to communities with potential disproportionately high and adverse environmental and public health effects including minorities and/or low-income communities. In general, because of their unique anatomy, biological make-up and behavior patterns, children may be more at risk for exposure to potential toxics. Even older Americans in good health may be at

Goal 4: Healthy Communities and Ecosystems

increased risk from exposure to environmental pollutants. As people age, their bodies are less able to detoxify and eliminate toxins. Native Americans represent another segment of the population with a different risk profile. Their traditional sources for food and ways of life may lead to higher levels of exposure to certain toxics.

Pesticides Programs

A key component of protecting the health of people, communities, and ecosystems is identifying, assessing, and reducing the risks presented by the thousands of chemicals on which our society and economy have come to depend. Toward that end, EPA is investing \$133.8 million in Pesticides Licensing programs in FY 2009. Chemical and biological pesticides help meet national and global demands for food; provide effective pest control for homes, schools, gardens, highways, utility lines, hospitals, and drinking water treatment facilities; and control animal vectors of disease.

During FY 2009, EPA will continue to review and register new pesticides, new uses for existing pesticides, and other registration requests in accordance with Food Quality Protection Act (FQPA) standards and Pesticide Registration Improvement Renewal Act (PRIA 2) timeframes. EPA will continue to process these registration requests, with special consideration given to susceptible populations, especially children. Specifically, EPA will focus special attention on the foods commonly eaten by children, to reduce pesticide exposure to children where the science identifies potential concerns.

Reduced concentrations of pesticides in water sources indicate the efficacy of EPA's risk assessment, management, mitigation, and communication activities. Using sampling data collected under the U.S. Geological Survey (USGS) National Water Quality Assessment Program, EPA will monitor the impact of our regulatory decisions for four pesticides of concern—diazinon, chlorpyrifos, malathion, and azinphos-methyl—and consider whether any additional action is necessary.⁹ In FY 2009 the Agency will continue to work with USGS to develop sampling plans and refine goals, and we will ask USGS to add additional insecticides to sampling protocols and establish baselines for newer products that are replacing organophosphates, such as synthetic pyrethroids.

EPA's statutory and regulatory functions include registration, reregistration, Reregistration Eligibility Decisions implementation, registration review, risk reduction implementation, rulemaking and program management. Many of these actions will be for reduced-risk pesticides for which, once registered and utilized by pesticide users, increased benefits will accrue to society. Working together with the affected user communities through programs such as the Pesticide Environmental Stewardship Program and the Strategic Agricultural Initiative, the Agency will find ways to accelerate the adoption of these lower-risk products.

⁹ Gilliom, R.J., et al. 2006. *The Quality of Our Nation's Waters: Pesticides in the Nation's Streams and Ground Water, 1992–2001*. Reston, Virginia: U.S. Geological Survey Circular 1291. 171p. Available on the internet at: <http://pubs.usgs.gov/circ/2005/1291/>.

Goal 4: Healthy Communities and Ecosystems

Along with assessing the risks that pesticides pose to human health, EPA conducts ecological risk assessments under the Endangered Species Act (ESA) to determine potential effects on plants, animals, and ecosystems. To ensure unreasonable risks are avoided, EPA may impose risk mitigation measures such as modifying use rates or application methods, restricting uses, or denying uses. EPA must ensure that pesticide regulatory decisions will not adversely modify critical habitat or jeopardize the continued existence of species listed by the U.S. Fish and Wildlife Service or National Marine Fisheries Service as threatened or endangered.

In the biodefense arena, EPA will continue work to develop and validate methods to evaluate the efficacy of antimicrobial products against bioterrorism agents, expanding this work to address unique formulations, additional surface types, and additional bioterrorism agents and emerging pathogens. The Agency will address critical gaps in efficacy test methodology and knowledge of microbial resistance. In addition to vegetative bacteria, in FY 2009, EPA will address threatening viruses and other emerging pathogens in environmental media. EPA will invest in the development and evaluation of efficacy test protocols for products designed to control viruses in the environment during decontamination. The development of “decon toolboxes” for specific bioterrorism agents or classes of bacteria/viruses will continue into FY 2009.

In order to improve the Agency’s ability to respond to events involving biothreat agents, EPA will increase the number of standardized and validated methods for evaluating the efficacy of decontamination agents. EPA will continue to seek independent third-party analysis for method validation efforts through recognized standard setting organizations. As new methods are developed, statistical modeling for various biodefense scenarios will be critical to the development of science based performance standards. Microbial persistence, resistance to antimicrobial agents, and an understanding of biofilm environments are also key factors in evaluating the efficacy of decontamination tools. This work is taking place in the Homeland Security: Preparedness, Response and Recovery program.

Toxics Programs

EPA programs under this goal have many direct and many indirect benefits. For example, each year the Toxic Substances Control Act (TSCA) New Chemicals program reviews and manages the potential risks from approximately 1,500 new chemicals and 40 products of biotechnology that enter the marketplace. This new chemical review process not only protects the public from the possible immediate threats of harmful chemicals, but it also has contributed to changing the behavior of the chemical industry, making industry more aware and responsible for the impact these chemicals have on human health and the environment.

The Acute Exposure Guideline Levels (AEGLs) program was designed by EPA to provide scientifically credible data to directly support chemical emergency planning, response, and prevention programs mandated by Congress. Emergency workers and first responders addressing accidental or intentional chemical releases need to know how dangerous a chemical contaminant may be to breathe or touch, and how long it may remain dangerous. The program develops short-term exposure limits applicable to the general population for a wide range of extremely hazardous substances and has assigned values to 218 chemicals to date.

Goal 4: Healthy Communities and Ecosystems

In addressing chemicals that have entered the market before the inception of the New Chemical Review program, EPA will continue to implement its voluntary High Production Volume (HPV) Chemicals program. The HPV Chemicals Program challenges industry to develop chemical hazard data on existing chemicals that it chooses to “sponsor.” EPA will make data publicly available for approximately 1,800 HPV chemicals sponsored under the program and issue initial risk screening reports for the highest priority of those chemicals. Complementing HPV is the Voluntary Children’s Chemical Evaluation Program (VCCEP), a high-priority screening program targeting existing chemicals believed to have particular impact on children’s health.

The Agency will continue to manage its programs to address specific chemicals and toxics of concern, including lead, mineral fibers, mercury, polychlorinated biphenyls (PCBs), perfluorooctanoic acid (PFOA), and persistent, bioaccumulative and toxic (PBT) chemicals. The Lead Program is focusing efforts on reducing lead hazards, and in FY 2009 will implement a final regulation to address lead-safe work practices for renovation, repair and painting activities in homes with lead-based paint. The program also will continue to improve methods to reach vulnerable populations and communities with a high concentration of children with elevated blood-lead levels and emphasize grant-supported activities such as state-implemented lead-based paint training and certification programs.

Water Programs

EPA’s ecosystem protection programs encompass a wide range of approaches that address specific at-risk regional areas and larger categories of threatened systems, such as estuaries and wetlands. Locally generated pollution, combined with pollution carried by rivers and streams and through air deposition, can accumulate in these ecosystems and degrade them over time. Large water bodies, such as the Gulf of Mexico, the Great Lakes, and the Chesapeake Bay, have been exposed to substantial pollution over many years. Coastal estuaries and wetlands are also vulnerable. As the populations in coastal regions grow, the challenges to preserve and protect these important ecosystems increase. Working with stakeholders, EPA has established special programs to protect and restore these unique resources.

In FY 2009, EPA will continue cooperation with Federal, state and Tribal governments and other stakeholders to achieve the President’s goal, set in 2004, to restore, improve, and protect three million acres of wetlands by 2009. FY 2009 funding supports and monitors all 28 NEPs in implementing approved Comprehensive Conservation and Management Plans (CCMPs), which identify more than 2,000 priority actions needed to protect and restore the estuaries. The FY 2009 budget for NEPs and coastal watersheds is \$17.2 million.

The Great Lakes Program ecosystem’s FY 2009 budget request continues support of strategic Great Lakes activities pursuant to Executive Order 13340 and the Great Lakes Water Quality Agreement. The program will monitor ecosystem indicators; support toxics reduction through contaminated sediment remediation and pollution prevention; protect and restore habitat; and address strategic issues such as aquatic invasive species and investigation of the Lake Erie dead zone and the decline of *Diporeia*, a key lower-food web organism. The FY 2009 request to implement the Great Lakes Legacy Act continues to support the cleanup of contaminated sediments.

Goal 4: Healthy Communities and Ecosystems

The FY 2009 budget request also will enable the Chesapeake Bay Program to continue work with program partners to accelerate implementation of pollution reduction and aquatic habitat restoration efforts and ensure that water quality objectives are achieved as soon as possible. EPA is committed to its ambitious long-term goals of 100 percent attainment of dissolved oxygen standards in waters of the Chesapeake Bay and 185,000 acres of submerged aquatic vegetation (SAV). The FY 2009 request will bring the Agency closer to addressing key priority coastal and ocean issues in the Gulf of Mexico, such as coastal restoration, water quality for healthy beaches and shellfish beds through improved detection and forecasting of harmful algal blooms and microbial source tracking methodologies, and reduction of nutrient inputs to coastal ecosystems.

In conducting special initiatives and planning activities, in FY 2009 EPA is investing \$2.1 million in the South Florida Program to assist with coordinating and facilitating the ongoing implementation of the Water Quality Protection Program for the Florida Keys National Marine Sanctuary (FKNMS), conduct studies to determine cause and effect relationships among pollutants and biological resources, implement wastewater and storm water master plans, and provide public education and outreach activities.

New strategic targets are proposed for the South Florida Program in the 2006-2011 Strategic Plan. The new strategic targets address important environmental markers such as stony coral cover, health and functionality of seagrass beds, water quality in the FKNMS, and phosphorus levels throughout the Everglades Protection Area and effluent limits for all discharges, including storm water treatment areas.

Community Action for a Renewed Environment (CARE)

CARE is a competitive grant program that offers an innovative way for communities to take action to reduce toxic pollution. Through CARE, communities create local collaborative partnerships that implement local solutions to minimize exposure to toxic pollutants and reduce their release. In FY 2009 the Agency is investing \$2.4 million in the program to award approximately 12 new grants, provide technical resources and training to approximately 50 communities, and work with other federal agencies to coordinate support for communities.

Brownfields

Improving a community's ability to make decisions that affect its environment is at the heart of EPA's community-centered work. EPA shares information and builds community capacity to consider the many aspects of planned development or redevelopment. EPA encourages community development by providing funds to assist communities with inventory, assessment, and clean up of the contaminated properties ("Brownfields") that lie abandoned or unused. In addition, the Smart Growth Program works with stakeholders to create an improved economic and institutional climate for Brownfields redevelopment. Addressing these challenges requires combining innovative and community-based approaches with national guidelines and interagency coordination to achieve results.

Goal 4: Healthy Communities and Ecosystems

International Activities

EPA leads efforts to address global environmental issues. To sustain and enhance domestic and international environmental progress, EPA enlists the cooperation of other nations and international organizations to help predict, understand, and solve environmental problems of mutual concern. By assisting developing countries to manage their natural resources and protect the health of their citizens, EPA also helps to protect human health and the environment in the U.S.

The Agency also works to include environmental protection provisions and commitments to effectively enforce environmental laws and regulations in all international trade agreements negotiated by the United States. As an example, EPA contributes to the associated environmental reviews and environmental cooperation agreements by developing baseline assessments of existing environmental law and enforcement regimes in a number of U.S. trading partner countries, advocating for greater attention to invasive species, and addressing other concerns associated with the movement of traded goods. Addressing local pollution and infrastructure deficiencies along the U.S.-Mexico border are also priorities for Mexico and the United States under the Border 2012 Agreement. The key to sustaining and enhancing progress, both domestically and internationally, is the collaborative efforts of national, Tribal, state, and local governments, international organizations, the private sector, and concerned citizens.

Environmental Justice

EPA is committed to protecting the health and environment of all people, regardless of race, color, national origin, or income. Toward that end, the Agency will focus its environmental justice efforts on the following eight national priorities:

- Reducing asthma attacks,
- Reducing exposure to air toxics,
- Increasing compliance with regulations,
- Reducing incidence of elevated blood lead levels,
- Ensuring that fish and shellfish are safe to eat,
- Ensuring that water is safe to drink,
- Revitalizing brownfields and contaminated sites, and
- Using collaborative problem-solving to address environmental and public health concerns.

Research

EPA has a responsibility to ensure that efforts to reduce potential environmental risks are based on the best available scientific information. Strong science allows for identification of the most important sources of risk to human health and the environment, as well as the best means to detect, abate, and avoid possible environmental problems, and thereby guides our priorities, policies, and deployment of resources.

To accelerate the pace of environmental protection for healthy people, communities, and ecosystems, EPA will engage in high-priority, cutting-edge, multidisciplinary research efforts in

Goal 4: Healthy Communities and Ecosystems

areas related to human health, ecosystems, mercury, global change, pesticides and toxics, endocrine disruptors, computational toxicology, nanotechnology and Homeland Security.

In FY 2009, the Human Health Research Program is working to maintain its successful program in reducing uncertainties in risk assessment while orienting this work toward developing and linking indicators of risk along the source-exposure-effects-disease continuum that can be used to demonstrate reductions in human risk. This strategic shift is designed to include research that addresses limitations, gaps, and challenges articulated in the 2003 and 2007 Reports on the Environment. Research includes development of sensitive and predictive methods to identify viable bio-indicators of exposure, susceptibility, and effect that could be used to evaluate public health impacts at various geospatial and temporal scales.

The Agency's human health risk assessment (HHRA) research program will implement a process to identify, compile, characterize, and prioritize new scientific studies into Integrated Science Assessments (ISAs) of criteria air pollutants to assist EPA's air and radiation programs in determining the National Ambient Air Quality Standards (NAAQS), deliver final ISAs for environmental effects of sulfur oxide and nitrogen oxides, and release a draft ISA for carbon monoxide. In addition, the HHRA research program will complete multiple human health assessments of high priority chemicals for interagency review or external peer review and post several completed human health assessments in the integrated risk information system.

In order to assess the benefits of ecosystem services to human and ecological well-being, it is important to define ecosystem services and their implications, measure, monitor and map those services at multiple scales over time, develop predictive models for quantifying the changes in ecosystem services, and develop decision platforms for decision makers to protect and restore ecosystem services through informed decision making. This represents a transition for the Ecosystems research program in FY 2009. To meet these objectives, the Agency's ecosystems research will build on existing work in environmental monitoring and assessment, landscape ecology, modeling ecological stressor-response relationships, and assessing vulnerability to natural and human stressors.

Over the last decade, the endocrine disruptor research program conducted the underlying research, developed and standardized protocols, prepared background materials for transfer, briefed Agency advisory committees, participated on international committees on harmonization of protocols, and participated in validation of 19 different *in vitro* and/or *in vivo* assays for the development and implementation of the Agency's two tiered Endocrine Disruptors Screening Assay. In FY 2009, research will continue in the following areas:

- Development of novel *in vitro* assays as improved alternatives that may further reduce the numbers of animals used;
- Finalization of the Tier 2 amphibian developmental/reproductive assay and the fish 2 generation study for validation; and
- Leadership on the guidance document and multi-laboratory standardization of the Tier 2 mammalian protocol.

In FY 2009, the National Center for Computational Toxicology (NCCT) will play a critical role in coordinating and implementing these activities across the Agency. In addition, in FY 2009, greater emphasis will be placed on using systems biology-based approaches to

Goal 4: Healthy Communities and Ecosystems

advance health-based assessments. The computational toxicology research program's strategic direction is guided by three long term goals:

- Improving the linkages in the source-outcome paradigm;
- Providing tools for screening and prioritization of chemicals under regulatory review; and
- Enhancing quantitative risk assessment.

In FY 2009, continued research in the pesticides and toxics research program will characterize toxicity and pharmacokinetic profiles of perfluoroalkyl chemicals, examine the potential for selected perfluorinated telomers to degrade to perfluorooctanoic acid or its precursors, and develop methods and models to forecast the fate of pesticides and byproducts from source waters through drinking water treatment systems and ultimately to the U.S. population. The program also will conduct research to develop spatially-explicit probabilistic models for ecological assessments and evaluate the potential environmental and human health impacts of genetically engineered crops.

EPA will increase efforts to investigate nanotechnology's environmental, health, and safety implications in FY 2009. This research will examine which processes govern the environmental fate of nanomaterials and what data are available/needed to enable nanomaterial risk assessment. Research will continue on improving our measurement, understanding, and control of mercury, with a research focus on the fate and transport of mercury and mercury compounds, and an evaluation of the effectiveness of the Clean Air Mercury rule. The Agency will also cultivate the next generation of environmental scientists by awarding fellowships to pursue higher education in environmentally related fields and by hosting recent graduates at its facilities.

EPA will continue research to better understand how global change (e.g., climate change) will affect the environment, including the environmental and human health implications of greenhouse gas mitigation strategies, and the implications of climate change for the Agency's fulfillment of its statutory, regulatory and programmatic requirements. The Agency's climate change research also includes the development of decision support tools to help resource managers adapt to a changing climate.

In FY 2009, the Agency will continue to enhance the nation's preparedness and response and recovery capabilities for homeland security incidents through research, development, and technical support activities. EPA will significantly increase its emphasis on biodefense research related to anthrax including sampling, decontamination, and risk assessment methods and models to aid first responders in determining the extent of an outdoor release of anthrax as well as to aid in the identification of appropriate decontamination options. More specifically, EPA will strengthen its research in the following areas:

- Development and adaptation of methods to test for anthrax including the extent of contamination and clearance following wide-area decontamination;
- Determination of deposition and adhesion properties of anthrax and its ability to re-aerosolize from materials common to wide-area settings;
- Development of methods to effectively decontaminate anthrax in wide area environments while minimizing the generation of waste; and
- Development and adaptation of methods and models for hazard and exposure assessments needed to determine risk-based clean up goals for anthrax.

Goal 4: Healthy Communities and Ecosystems

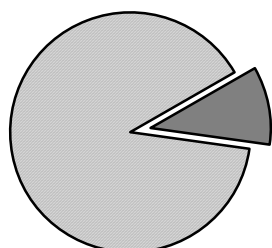
Recognizing that environmental policy and regulatory decisions will only be as good as the science upon which they are based, EPA makes every effort to ensure that its science is of the highest quality and relevance, thereby providing the basis for sound environmental results. EPA uses the Research and Development (R&D) Investment Criteria of quality, relevance, and performance in its decision-making processes through the use of research strategies and plans, program review, peer review, and evaluation by the Board of Scientific Counselors (BOSC) and the Science Advisory Board (SAB).

Six major research programs in this goal have undergone OMB's PART evaluation through FY 2007. They include endocrine disruptors research, ecosystems protection research, human health research, global change research, human health risk assessment research, and safe pesticides/safe toxics research.

Goal 4: Healthy Communities and Ecosystems

Goal 5: Compliance and Environmental Stewardship

Strategic Goal: Improve environmental performance through compliance with environmental requirements, preventing pollution, and promoting environmental stewardship. Protect human health and the environment by encouraging innovation and providing incentives for governments, businesses, and the public that promote environmental stewardship.



Resource Summary

(\$ in 000)

	FY 2008 President's Budget	FY 2008 Enacted Budget	FY 2009 President's Budget	Difference FY 2008EN to FY 2009 PresBud
1 - Improve Compliance	\$506,200	\$506,582	\$516,902	\$10,320
2 - Improve Environmental Performance through Pollution Prevention and Innovation	\$109,080	\$101,404	\$107,099	\$5,695
3 - Build Tribal Capacity	\$74,344	\$73,239	\$75,903	\$2,664
4 - Enhance Science and Research	\$52,855	\$53,624	\$51,199	-\$2,425
Goal 5 Total *	\$742,478	\$734,848	\$751,102	\$16,254
Workyears **	3471.4	3486.7	3425.5	-61.2

* Numbers may not add due to rounding.

** Agency authorized FTE levels are being aligned with actual utilization. See workforce section in the overview.

The EPA will work to improve the nation's environmental protection practices and enhance natural resource conservation on the part of government, business, and the public. To accomplish these goals, the Agency will employ a mixture of effective inspection, enforcement and compliance assistance strategies; provide leadership and support for pollution prevention and sustainable practices; reduce regulatory barriers; and refine and apply results-based, innovative, and multi-media approaches to environmental stewardship and safeguarding human health.

In addition, EPA will assist Federally-recognized tribes in assessing environmental conditions in Indian Country, and will help build their capacity to implement environmental programs. EPA also will strengthen the scientific evidence and research supporting environmental policies and decisions on compliance, pollution prevention, and environmental stewardship.

Goal 5: Compliance and Environmental Stewardship

Improving Compliance with Environmental Laws

In order to be effective, the EPA requires a strong enforcement and compliance program, which: identifies and reduces noncompliance problems; assists the regulated community in understanding environmental laws and regulations; responds to complaints from the public; strives to secure a level economic playing field for law-abiding companies; and deters future violations. EPA's total proposed FY 2009 budget to improve compliance with environmental laws is \$516.9 million.

In order to meet the Agency's goals, the program's strategy employs an integrated, common-sense approach to problem-solving and decision-making. An appropriate mix of data collection and analysis, compliance monitoring, assistance and incentives, civil and criminal enforcement resources, and innovative problem-solving approaches address significant environmental issues and achieve environmentally beneficial outcomes.

The Civil Enforcement program's overarching goal is to protect human health and the environment, targeting enforcement actions according to degree of health and environmental risk, and noncompliance rates. The program works with the Department of Justice to ensure consistent and fair enforcement of all environmental laws and regulations. The program seeks to level the economic playing field by ensuring that violators do not realize an economic benefit from noncompliance, and to deter future violations. The civil enforcement program develops, litigates, and settles administrative and civil judicial cases against serious violators of environmental laws. In FY 2009, the Civil Enforcement program's proposed budget is \$132.4 million.

EPA's criminal enforcement program investigates and helps prosecute environmental violations which seriously threaten public health and the environment and which involve intentional, deliberate or criminal behavior on the part of the violator. The criminal enforcement program deters violations of environmental laws and regulations by demonstrating that the regulated community will be held accountable, through jail sentences and criminal fines, for such violations. Bringing criminal cases sends a strong message for potential violators, enhancing aggregate compliance with laws and regulations. In FY 2009, the Criminal Enforcement program's proposed budget is \$52.2 million.

Furthermore, the Agency's Enforcement and Compliance Assurance program uses compliance assistance and incentive tools to encourage compliance with regulatory requirements and reduce adverse public health and environmental problems. To achieve compliance, the regulated community must first understand its regulatory obligations and then learn how to best comply with them.

The Agency's Compliance Monitoring program reviews and evaluates the activities of the regulated community to determine compliance with applicable laws, regulations, permit conditions and settlement agreements, to determine whether conditions present imminent and substantial endangerment, and to analyze compliance rates. FY 2009 Compliance Monitoring activities will be both environmental media- and sector-based, and will also seek to begin addressing statistically valid compliance rates. The traditional media-based inspections complement those performed by states and tribes. They are a key part of our strategy for meeting the long-term and annual goals established for improving compliance in the air, water, pesticides, toxic substances, and hazardous waste environmental programs. As part of this

Goal 5: Compliance and Environmental Stewardship

program, the Agency reviews and responds to 100 percent of the notices for trans-boundary movement of hazardous waste, ensuring that these wastes are properly handled in accordance with international agreements and Resource Conservation and Recovery Act regulations. The proposed budget for Compliance Monitoring activities in FY 2009 is \$97.2 million.

The Enforcement program addresses violations of environmental laws, to ensure that violators come into compliance with Federal laws and regulations and reduce pollution. In FY 2009, the program will achieve these environmental goals through consistent, fair, and focused enforcement of all environmental statutes. The overarching goal of The Enforcement program is to protect human health and the environment, targeting its actions according to degree of health and environmental risk. The program is considering utilizing analyses and evaluations of statistically valid compliance rates. In FY 2009, EPA will continue to implement its national compliance and enforcement priorities, which address the most widespread types of violations that also pose the most substantive health and environmental risks. In addition, in FY 2009 EPA anticipates reducing, treating, or eliminating an estimated 890 million pounds of pollutants building upon our achievements to date in reducing pollution through enforcement settlement agreements and compliance incentives by an estimated 4.5 billion pounds over the last six fiscal years.

Maximum compliance requires the active efforts of the regulated community. EPA's Audit Policy encourages corporate audits of environmental compliance and subsequent correction of self-discovered violations, providing a uniform enforcement response toward disclosures of violations. Under the Audit Policy, when companies voluntarily discover and promptly correct environmental violations, EPA may waive or substantially reduce civil penalties. Evaluation of the results of violations disclosed through self-reporting will occur in order to understand the effectiveness and accuracy of such self-reporting. Throughout FY 2009, EPA will continue to investigate options for encouraging self-directed audits and disclosures with particular emphasis on companies in the process of mergers and/or acquisitions. Also in FY 2009, EPA's Enforcement and Compliance Assurance program will continue to develop meaningful measures to assess the impact of enforcement and compliance activities and target areas that pose the greatest risks to human health or the environment, display patterns of noncompliance, or include disproportionately exposed populations.

EPA fulfills its uniquely Federal responsibilities under the National Environmental Policy Act (NEPA) and Section 309 of the Clean Air Act by reviewing and commenting on other Federal agency Environmental Impact Statements (EISs), and making the comments available to the public. NEPA requires that Federal agencies prepare and submit EISs to identify potential environmental consequences of major proposed activities and develop plans to mitigate or eliminate adverse impacts. The FY 2009 NEPA budget is \$16.3 million.

Improving Environmental Performance through Innovation and Pollution Prevention and Stewardship

In FY 2009, with a budget of \$18.4 million, the Pollution Prevention program will continue being one of the Agency's primary tools for minimizing and preventing adverse environmental impacts by preventing the generation of pollution at the source. Through pollution prevention integration, EPA will work to bring about a performance-oriented regulatory system that develops innovative, flexible strategies to achieve measurable results; promotes environmental stewardship in all parts of society; supports sustainable development and pollution prevention;

Goal 5: Compliance and Environmental Stewardship

and fosters a culture of creative environmental problem-solving. In total, the Agency proposes \$107 million to improve environmental performances through pollution and other stewardship practices.

- **Partnering with Businesses and Consumers:** In FY 2009, through the Pollution Prevention (P2) program, EPA will promote stronger regional partnerships and geographically tailored approaches to address unique community problems. Also in FY 2009, EPA will continue to encourage, empower, and assist government and business to “green” the nation’s supply and demand structures to make them more environmentally sound. Through the Environmentally Preferable Purchasing Program, the Agency will provide enhanced guidance to the Federal building community on model green construction specifications and help Federal agencies identify and procure those products that generate the least pollution, consume fewest non-renewable natural resources, and constitute the least threat to human health and to the environment. EPA’s innovative Green Suppliers Network Program works with large manufacturers to increase energy efficiency; identify cost-saving opportunities; optimize resources and technology through the development of sound business approaches incorporating pollution prevention; and to promote those approaches among their numerous suppliers. P2 grants to states and tribes enable them to provide technical assistance, education and outreach to assist businesses and industries in identifying strategies and solutions to reduce wastes and pollution at the source. The importance of tracking outcomes from P2 grants has been reinforced by adding key P2 environmental outcome targets to program guidance reporting measures.

In FY 2009, through the National Partnership for Environmental Priorities (NPEP), the Agency will continue to reduce priority chemicals in wastes. As of August 2007, the NPEP program has obtained industry commitments for 6.5 million pounds of priority chemical reductions through 2011. Reductions will be achieved primarily through source reduction made possible by safer chemical substitutes.

- **Promoting Innovation and Stewardship:** In FY 2009, EPA will work to bring about a performance-oriented regulatory system that develops innovative, flexible strategies to achieve measurable results; promote environmental stewardship in all parts of society; support sustainable development and pollution prevention; and foster a culture of creative environmental problem-solving.

The Performance Track (PT) program will improve program reporting, develop and implement national and regional challenge commitments, and leverage state environmental leadership programs by aligning PT with 20 state programs. In addition, EPA will sponsor a formal program evaluation of the program in FY 2009.

Also in FY 2009, EPA will continue to grow its partnerships and track environmental performance trends with major manufacturing sectors, such as steel, cement, forest products, and shipbuilding, plus important non-manufacturing sectors like agribusiness, construction, and ports. The Agency will address barriers to improved performance, provide sector-specific “drivers” for continuous improvement and stewardship, and use the partnerships to tackle high priority environmental issues.

Goal 5: Compliance and Environmental Stewardship

EPA will also continue to promote environmental performance through the Environmental Results Program (ERP), a state-run program promoting environmental performance and efficiency through assistance and incentives to both states and businesses. In FY 2009, EPA will support the growing demand for the ERP program beyond the 16 States and 10 sectors currently active in the program.

Finally, EPA will continue the State Innovation Grant program in FY 2009, which provides support to states, allowing them to develop their own innovative approaches, including flexible permitting, ERP, and environmental leadership programs (e.g. PT). Measurement and program evaluation also will continue to be priorities.

Improve Human Health and the Environment in Indian Country

Since adopting the EPA Indian Policy in 1984, EPA has worked with tribes on a government-to-government basis in recognition of the Federal government's trust responsibility in Federally- recognized tribes. EPA will continue to work with Tribal communities in FY 2009 with a budget of \$80.2 million directed to Tribal programs. Under Federal environmental statutes, the Agency is responsible for protecting human health and the environment in Indian Country. EPA's American Indian Environmental Office (AIEO) leads an Agency wide effort to work with tribes, Alaska Native Villages, and inter-tribal consortia to fulfill this responsibility. EPA's strategy for achieving this objective has three major components:

- **Establish an Environmental Presence in Indian Country:** The Agency will continue to provide funding through the Indian General Assistance Program (GAP) so each Federally recognized tribe can establish an environmental presence.
- **Provide Access to Environmental Information:** EPA will provide the information tribes need to meet EPA and Tribal environmental priorities, as well as characterize the environmental and public health improvements that result from joint actions.
- **Implementation of Environmental Goals:** The Agency will provide opportunities for the implementation of Tribal environmental programs by tribes, or directly by EPA, as necessary.

In FY 2009, GAP grants will build tribal environmental capacity to assess environmental conditions, utilize available information, and build an environmental program tailored to tribes' needs. The grants will develop environmental education and outreach programs, develop and implement integrated solid waste management plans, and alert EPA to serious conditions that pose immediate public health and ecological threats. Through GAP program guidance, EPA emphasizes outcome based results.

Sustainability

In total, the Agency proposes \$51.2 million to enhance capacity for sustainability through science and research. EPA has developed and evaluated tools and technologies to monitor, prevent, control, and clean up pollution throughout its history. Since the Pollution Prevention Act of 1990, the Agency has increasingly focused on preventative and sustainable approaches to health and environmental problems. EPA's efforts in this area support research specifically designed to address the issue of advancing sustainability goals – EPA's Science and Technology for Sustainability (STS) program.

Goal 5: Compliance and Environmental Stewardship

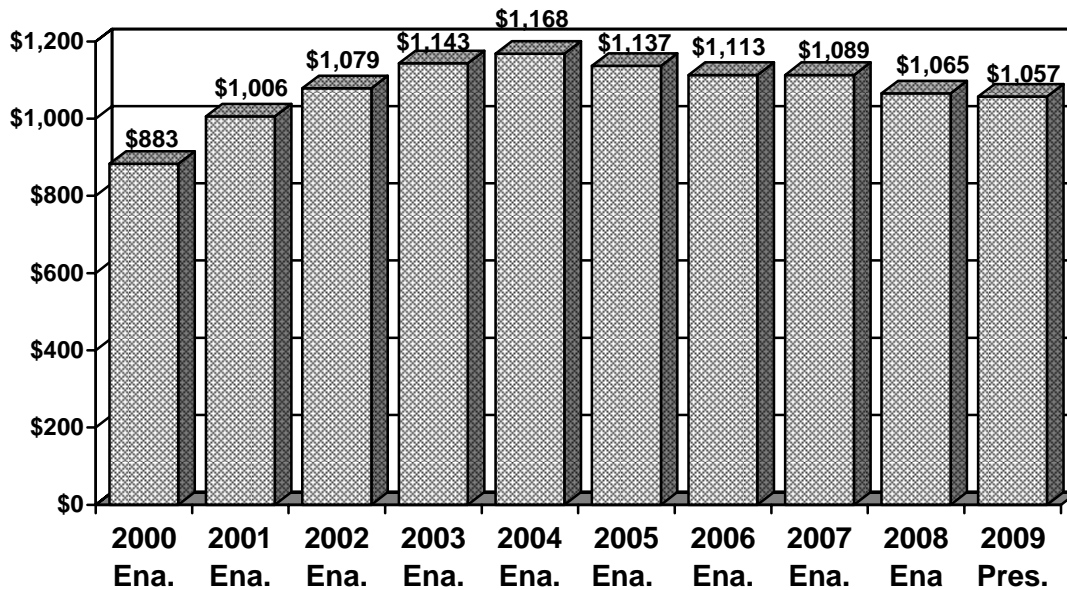
Sustainable approaches require: innovative design and production techniques that minimize or eliminate environmental liabilities; integrated management of air, water, and land resources; and changes in the traditional methods of creating and distributing goods and services. And in addition to conducting research related to human health and environmental threats, EPA is committed to promoting sustainability—achieving economic prosperity while protecting natural systems and quality of life for the long term.

In FY 2009, EPA's Sustainability research program will embark on a new effort that is aimed at creating a suite of science-based sustainability metrics that are readily understood by the public. This work will address both large and small systems. In addition, the People, Prosperity, and Planet Award will support up to 50 student design projects from around the country, focusing on challenges in areas such as materials and chemicals, energy, resources, and water.

Recognizing that environmental policy and regulatory decisions will only be as good as the science upon which they are based, EPA makes every effort to ensure that its science is of the highest quality and relevance, thereby, providing the basis for sound environmental results. EPA uses the Research and Development Investment Criteria of quality, relevance, and performance in its decision-making processes through (a) the use of research strategies and plans, (b) peer review, and (c) program review and evaluation by the Board of Scientific Counselors (BOSC) and the Science Advisory Board

Appendixes

CATEGORICAL GRANTS PROGRAM (STAG)
 (Dollars in Millions)



*Does not account for the 2006 \$80.0 million rescission.

Categorical Grants

In FY 2009, EPA requests a total of \$1.057 billion for 21 “categorical” program grants for state, interstate organizations, non-profit organizations, intertribal consortia, and Tribal governments. EPA will continue to pursue its strategy of building and supporting state, local and Tribal capacity to implement, operate, and enforce the Nation’s environmental laws. Most environmental laws envision establishment of a decentralized nationwide structure to protect public health and the environment. In this way, environmental goals will ultimately be achieved through the actions, programs, and commitments of state, Tribal and local governments, organizations and citizens.

In FY 2009, EPA will continue to offer flexibility to state and Tribal governments to manage their environmental programs as well as provide technical and financial assistance to achieve mutual environmental goals. First, EPA and its state and Tribal partners will continue implementing the National Environmental Performance Partnership System (NEPPS). NEPPS is designed to allow states more flexibility to operate their programs, while increasing emphasis on measuring and reporting environmental improvements. Second, Performance Partnership Grants (PPGs) will continue to allow states and tribes funding flexibility to combine categorical program grants to address environmental priorities.

Also, to help improve EPA's grants management, the Agency is working with the states to establish a standardized template for states to use in developing and submitting their workplans for continuing environmental program grants. Based on experience with initial

Appendix A: Categorical Grants

template strategies gained in FY 2007 and FY 2008, EPA will continue to partner with states on implementation in FY 2009.

HIGHLIGHTS:

State & Local Air Quality Management, Radon, and Tribal Air Quality Management Grants

The FY 2009 request includes \$207.0 million for Air State and Local Assistance grants to support state, local, and Tribal air programs, as well as radon programs. Grant funds for State and Local Air Quality Management and Tribal Air Quality Management are requested in the amounts of \$185.6 million and \$13.3 million, respectively. These funds provide resources to multi-state, state, local, and Tribal air pollution control agencies for the development and implementation of programs for the prevention and control of air pollution or for the implementation of national ambient air standards set to protect public health and the environment. In FY 2009, EPA will continue to work with state and local air pollution control agencies to develop or implement state implementation plans (SIPs) for the 8-hour ozone standard, the fine particle (PM-2.5) standard, and regional haze. States submitted the 8-hour ozone SIPs to EPA in FY 2007 and will continue with their implementation in FY 2009. In FY 2009 states will also continue to work on implementation of their PM-2.5 and regional haze SIPs. EPA will work with Federally-recognized Tribal governments nationwide to continue development and implementation of tribal air quality management programs. Tribes are active in protection of the 4 percent of the land mass of the United States over which they have sovereignty, and work closely with EPA to monitor criteria pollutants and air toxics. Tribes participate extensively in national monitoring networks, and operate and report data from over 300 monitors. Grants also will be provided to states (\$3.9 million) and tribes (\$2.4 million) to help them work with sources to permit new energy projects and ensure that all Federal environmental laws are considered in the permitting activity. Lastly, this request includes \$8.1 million for Radon grants to continue to focus efforts on priority activities to achieve health risk reduction.

Pesticide Enforcement, Toxics Substance Compliance, & Sector Program Grants

The FY 2009 request includes \$25.6 million to build environmental enforcement partnerships with states and tribes and to strengthen their ability to address environmental and public health threats. The enforcement state grants request consists of \$18.7 million for Pesticides Enforcement, \$5.1 million for Toxic Substances Enforcement Grants, and \$1.8 million for Sector Grants. State and Tribal enforcement grants will be awarded to assist in the implementation of compliance and enforcement provisions of the Toxic Substances Control Act (TSCA) and the Federal Insecticide, Fungicide, and Rodenticide Act (FIFRA). These grants support state and Tribal compliance activities to protect the environment from harmful chemicals and pesticides.

Under the Pesticides Enforcement Grant program, EPA provides resources to states and Indian tribes to conduct FIFRA compliance inspections and take appropriate enforcement actions and implement programs for farm worker protection. Under the Toxic Substances Compliance Grant program, states receive funding for compliance inspections of asbestos and polychlorinated biphenyls (PCBs). States also received funding for implementation of the state lead-based paint certification and training, and abatement notification compliance and

enforcement program. The funds will complement other Federal program grants for building state capacity for lead abatement, and enhancing compliance with disclosure, certification and training requirements. Under the Sector program grants, EPA builds environmental partnerships with states and tribes to strengthen their ability to address environmental and public health threats, including contaminated drinking water, pesticides in food, hazardous waste, toxic substances, and air pollution. These grants also support state agencies implementing authorized, delegated, or approved environmental programs.

Pesticides Program Implementation Grants

The FY 2009 request includes \$13.0 million for Pesticides Program Implementation grants. These resources will assist states, tribes, and partners with pesticide worker safety activities, protection of endangered species and water sources, and promotion of environmental stewardship approaches to pesticide use. In addition, the Agency provides grants to promote stronger Tribal pesticide programs. EPA's mission as related to pesticides is to protect human health and the environment from pesticide risk and to realize the value of pesticide availability by considering the economic, social and environmental costs and benefits of the use of pesticides. Pesticides Program Implementation Grants help state programs stay current with changing requirements.

Lead Grants

The FY 2009 request includes \$13.6 million for Lead grants. This funding will support the development of authorized programs, including work under the new Lead Rule, in both states and tribes to prevent lead poisoning through the training of workers who remove lead-based paint, the accreditation of training programs, the certification of contractors, and renovation education programs. Another activity that this funding will support is the collection of lead data to determine the nature and extent of the lead problem within an area so that states, tribes and the Agency can better target remaining areas of high risk. In FY 2009, EPA expects to reduce the number of child lead poisoning cases to 90,000 which would put the Agency on target to eliminate childhood lead poisoning as a public health concern by 2010.

In FY 2009, EPA will continue to award Targeted Grants to Reduce Childhood Lead Poisoning. These grants are available to a wide range of applicants, including state and local governments, Federally-recognized Indian tribes and intertribal consortia, territories, institutions of higher learning, and nonprofit organizations. In addition, EPA will continue a grant program initiated in FY 2007 which focuses on low-income communities through grants to national organizations engaged in working with these communities. This grant program is designed to help national and community organizations reach under-served populations that may have a disproportionate number of children with elevated blood lead levels.

Pollution Prevention Grants

The FY 2009 request includes \$4.9 million for Pollution Prevention grants. The program provides grant funds to deliver technical assistance to small and medium-sized businesses. The goal is to assist businesses and industries with identifying improved environmental strategies and solutions for reducing waste at the source. The program demonstrates that source reduction can be a cost-effective way of meeting or exceeding Federal and state regulatory requirements. In FY 2009, EPA is targeting a reduction of 494 million pounds of

Appendix A: Categorical Grants

hazardous material, 1,792 million gallons of water conserved, \$68 million saved through reduction in pollution and 1,581 billion BTUs conserved.

Environmental Information Grants

In FY 2009, EPA requests \$11.0 million to continue the Environmental Information Exchange Network grant program. Started in 2002, the Exchange Network grant program provides states, territories, and tribes with assistance developing the information management and technology (IM/IT) capabilities they need to take full advantage of the potential benefits provided by the Exchange Network. Enhancing and expanding the Network improves environmental decision making and improves data quality, timeliness and accessibility while reducing the burden on those who provide it. Now that all 50 states, seven tribes, and one territory have nodes, the emphasis in FY 2009 has shifted from building-out IT infrastructure to upgrading technology and expanding environmental information management and exchange. Exchange Network grants also support the work of the Environmental Council of the States and the National Congress of American Indians, both of which are representatives of their respective environmental communities as well as conveners and information disseminators.

State and Tribal Underground Storage Tanks Program

The FY 2009 request includes \$22.8 million for Underground Storage Tank (UST) grants. In FY 2009, EPA will make grants to states under Section 2007 of the Solid Waste Disposal Act, available to support core program activities as well as the leak prevention activities under Title XV, Subtitle B of the Energy Policy Act of 2005 (EPAAct).

In FY 2009, EPA will continue to focus attention on the need to bring all UST systems into compliance and keep them in compliance with the release detection and release prevention requirements. States will continue to use the UST categorical grant funding to implement their leak prevention and detection programs. Specifically with the UST categorical grants, states will fund such activities as seeking State Program Approval to operate the UST program in lieu of the Federal program, approving specific technologies to detect leaks from tanks, ensuring tank owners and operators are complying with notification requirements, and addressing equipment compatibility issues. EPA also will assist the states in implementing the EPAAct provisions ensuring that states are developing operator training by August 8, 2009. In addition, EPA will use funds for direct implementation of release detection or release prevention (spill, overfill, and corrosion protection requirements) programs on Tribal lands where EPA carries out the UST program.

Hazardous Waste Financial Assistance Grants

In FY 2009, EPA requests \$103.3 million for Hazardous Waste Financial Assistance grants. Hazardous Waste Financial Assistance grants are used for the implementation of the Resource Conservation and Recovery Act (RCRA) hazardous waste program, which includes permitting, authorization, waste minimization, enforcement, and corrective action activities. In FY 2009, EPA expects to increase the number of hazardous waste facilities with new or updated controls to prevent release by 100 facilities.

By the end of FY 2009, EPA and the authorized states also will control human exposures to contamination at 60 RCRA corrective action facilities (from our 2008 baseline of 3,746). Controlling migration of contaminated groundwater at 60 of these facilities and

completing the construction of final remedies at 100 of these facilities also are targeted for FY 2009.

Brownfields Grants

In FY 2009, EPA requests \$49.5 million to continue the Brownfields grant program that provides assistance to states and tribes to develop and enhance their state and Tribal response programs. This funding will help states and tribes develop legislation, regulations, procedures, and guidance, to establish or enhance the administrative and legal structure of their response programs. In addition, grant funding will support technical outreach to address environmental justice issues and Brownfields research.

Water Pollution Control (Clean Water Act Section 106) Grants

The FY 2009 EPA request includes \$221.7 million for Water Pollution Control grants. These funds improve water quality standards through National Pollution Discharge Elimination System (NPDES) permitting, enhanced water quality monitoring activities and Total Maximum Daily Load (TMDL) development. EPA will work with states to implement the new rules governing discharges from Concentrated Animal Feeding Operations (CAFOs). States and authorized tribes will continue to review and update their water quality standards as required by the Clean Water Act. The Agency's goal is that 83 percent of state submissions will be approvable in 2009. EPA also encourages states to continually review and update the water quality criteria in their standards to reflect the latest scientific information from EPA and other sources. EPA's goal for 2009 is that 68 percent of states will have updated their standards to reflect the latest scientific information in the past three years. In FY 2009, \$18.5 million will be designated for states and tribes that participate in collecting statistically valid water monitoring data and implement enhancements in their water monitoring programs.

Wetlands Grants

In FY 2009, the request includes \$16.8 million for Wetlands Program grants. Through Wetlands Program Development Grants, states, tribes, and local governments receive technical and financial assistance that will support the Administration's goal of protecting, restoring, and enhancing 3 million acres of wetlands. These grants will do this through the development and implementation of state and Tribal wetland programs that improve water quality in watersheds throughout the country as well as assist private landowners, educate local governments, and monitor and assess wetland quantity and quality.

Public Water System Supervision Grants

In FY 2009, EPA requests \$99.1 million for Public Water System Supervision (PWSS) grants. These grants provide assistance to implement and enforce National Primary Drinking Water Regulations to ensure the safety of the Nation's drinking water resources and to protect public health. In FY 2009, the Agency will emphasize that states use their PWSS funds to ensure that drinking water systems of all sizes achieve or remain in compliance and drinking water systems of all sizes are meeting new regulatory requirements, e.g., Long Term 2 Enhanced Surface Water Treatment Rule and Ground Water Rule.

Appendix A: Categorical Grants

Tribal General Assistance Program Grants

In FY 2009, EPA's request includes \$57.9 million for the Tribal General Assistance Program (GAP) to help Federally-recognized tribes and intertribal consortia develop, implement and assume environmental programs. In FY 2009, 91 percent of Federally-recognized tribes and intertribal consortia, 526 out of a universe of 572 eligible entities, will have access to an environmental presence.

Homeland Security Grants

In FY 2009, the request includes \$5.0 million for Homeland Security grants to support states' efforts to work with drinking water and wastewater systems to develop and enhance emergency operations plans; conduct training in the implementation of remedial plans in small systems; and develop detection, monitoring and treatment technology to enhance drinking water and wastewater security. Fifty-six states and territories are eligible for Homeland Security grants.

Underground Injection Control (UIC) Grants

In FY 2009, EPA requests \$10.9 million for the Underground Injection Control grants program. Ensuring safe underground injection of waste materials is a fundamental component of a comprehensive source water protection program. Grants are provided to states that have primary enforcement authority (primacy) to implement and maintain UIC programs. EPA and the states will continue to address Classes I, II, and III existing wells determined to be in significant violation and Class V wells determined to be in violation in FY 2009. EPA and the states also will close or permit Motor Vehicle Waste Disposal wells (Class V) identified during FY 2009. In addition, states and EPA will process UIC permit applications for experimental carbon sequestration projects and gather information from these pilots to facilitate the permitting of large scale commercial carbon sequestration in the future.

BEACH Act Grants

The FY 2009 request includes \$9.9 million for the 35 states and territories with Great Lakes or coastal shorelines to protect public health at the Nation's beaches. The Beaches Environmental Assessment and Coastal Health Act (BEACH Act) of October 2000 authorizes EPA to award grants to help eligible states and territories develop and implement beach bacteria monitoring and notification programs. These programs inform the public about the risk of exposure to disease-causing microorganisms in coastal waters (including the Great Lakes).

Non-Point Source Program Grants (NPS – Clean Water Act Section 319)

In FY 2009, EPA requests \$184.6 million for Non-Point Source Program grants to states, territories, and tribes. These grants enable states to use a range of tools to implement their programs including: both non-regulatory and regulatory programs, technical assistance, financial assistance, education, training, technology transfer, and demonstration projects. The request also eliminates the statutory one-third of one-percent cap on Clean Water Act Section 319 Non-point Source Pollution grants that may be awarded to tribes. EPA's goal is to reduce annually the amount of runoff of phosphorus, nitrogen, and sediment through 319-funded projects by 4.5 million pounds, 8.5 million pounds, and 700,000 tons, respectively.

CATEGORICAL PROGRAM GRANTS (STAG)
by National Program and State Grant
(Dollars in Thousands)

NPM / Grant	FY 2008 President's Budet	FY 2008 Enacted Budget	FY 2009 President'sB udet	Change FY 08 EN to FY09 PB
<u>Air & Radiation</u>				
State and Local Assistance	\$185,180	\$216,825	\$185,580	(\$31,245)
Tribal Assistance	\$10,940	\$10,769	\$13,300	\$2,531
Radon	\$8,074	\$7,948	\$8,074	\$126
	\$204,194	\$235,542	\$206,954	(\$28,588)
<u>Water</u>				
Pollution Control (Section 106)	\$221,664	\$218,206	\$221,664	\$3,458
Beaches Protection	\$9,900	\$9,746	\$9,900	\$154
Nonpoint Source (Section 319)	\$194,040	\$200,857	\$184,540	(\$16,317)
Wetlands Program Development	\$16,830	\$16,567	\$16,830	\$263
Targeted Watersheds	\$0	\$9,845	\$0	(\$9,845)
Wastewater Operator Training	\$0	\$0	\$0	\$0
	\$442,434	\$455,221	\$432,934	(\$22,287)
<u>Drinking Water</u>				
Public Water System Supervision (PWSS)	\$99,100	\$97,554	\$99,100	\$1,546
Underground Injection Control (UIC)	\$10,891	\$10,721	\$10,891	\$170
Homeland Security	\$4,950	\$4,873	\$4,950	\$77
	\$114,941	\$113,148	\$114,941	\$1,793
<u>Hazardous Waste</u>				
H.W. Financial Assistance	\$103,346	\$101,734	\$103,346	\$1,612
Brownfields	\$49,495	\$48,723	\$49,495	\$772
Underground Storage Tanks	\$22,274	\$2,461	\$22,800	\$20,339
	\$175,115	\$152,918	\$175,641	\$22,723
<u>Pesticides & Toxics</u>				
Pesticides Program Implementation	\$12,970	\$12,768	\$12,970	\$202
Lead	\$13,564	\$13,352	\$13,564	\$212
Toxic Substances Compliance	\$5,099	\$5,019	\$5,099	\$80
Pesticides Enforcement	\$18,711	\$18,419	\$18,711	\$292
	\$50,344	\$49,558	\$50,344	\$786
<u>Multimedia</u>				
Environmental Information	\$12,850	\$9,844	\$11,000	\$1,156
Pollution Prevention	\$5,940	\$4,863	\$4,940	\$77
Sector Program (Enf & Comp Assurance)	\$2,228	\$1,209	\$1,828	\$619
Tribal General Assistance Program	\$56,925	\$56,037	\$57,925	\$1,888
	\$77,943	\$71,953	\$75,693	\$3,740
Total Categorical Grants	\$1,064,971	\$1,078,340	\$1,056,507	(\$21,833)

Infrastructure / STAG Project Financing

(Dollars in Millions)

Type / Grant	FY 2008 President's Budget	FY 2008 Enacted Budget	FY 2009 President's Budget	Change FY 08 EN to FY09 PB
Clean Water State Revolving Fund	\$687,554	\$689,080	\$555,000	-\$134,080
Drinking Water State Revolving Fund	\$842,167	\$829,029	\$842,167	\$13,138
State Revolving Funds	\$1,529,721	\$1,518,109	\$1,397,167	-\$120,942
Mexico Border	\$10,000	\$19,688	\$10,000	-\$9,688
Alaska Native Villages	\$15,500	\$24,610	\$15,500	-\$9,110
Diesel Emissions Reduction Grant Program*	\$35,000	\$59,064	\$49,220	-\$9,844
Brownfields Projects	\$89,258	\$93,518	\$93,558	\$40
Special Needs Projects	\$149,758	\$196,880	\$168,278	-\$28,602
Infrastructure Assistance Total	\$1,679,479	\$1,714,989	\$1,565,445	-\$149,544

* Formerly the Clean School Bus Program.

Infrastructure and Special Projects Funds

The 2009 President's Budget includes a total of \$1.565 billion for EPA's Infrastructure programs in the State and Tribal Assistance Grant (STAG) account. Approximately \$1.413 billion will support EPA's Goal 2: Clean and Safe Water; \$103.6 million will support EPA's Goal 4: Healthy Communities and Ecosystems; and \$49.2 million will support Goal 1: Clean Air and Global Climate Change.

Infrastructure and targeted projects funding under the STAG appropriation provides financial assistance to states, municipalities, interstates, and Tribal governments to fund a variety of drinking water, wastewater, air and Brownfields environmental projects. These funds are essential to fulfill the Federal government's commitment to help our state, Tribal and local partners obtain adequate funding to construct the facilities required to comply with Federal environmental requirements and ensure public health and revitalize contaminated properties.

Providing STAG funds to capitalize State Revolving Fund (SRF) programs, EPA works in partnership with the states to provide low-cost loans to municipalities for infrastructure construction. As set-asides of the SRF programs, grants are available to Indian tribes and Alaska Native Villages for drinking water and wastewater infrastructure needs based on national priority lists. The Brownfields Environmental Program provides states, tribes, and political subdivisions (including cities, towns, and counties) the necessary tools, information, and strategies for promoting a unified approach to environmental assessment, cleanup, characterization, and redevelopment at sites contaminated with hazardous wastes and petroleum contaminants.

Appendix B: Infrastructure Finance

The resources included in this budget will enable the Agency, in conjunction with EPA's state, local, and Tribal partners, to achieve several important goals for 2009. Some of these goals include:

- 90 percent of the population served by community water systems will receive drinking water meeting all health-based standards.
- Award 107 assessment grants under the Brownfields program, bringing the cumulative total grants awarded to more than 1,260 by the end of FY 2009 and paving the way for productive reuse of these properties. Brownfields grantees will also leverage 3,800 cleanup and redevelopment jobs and \$685 million in cleanup and redevelopment funding.

Goal 1: Clean Air and Global Climate Change

Diesel Emissions Reduction Grant Program

In FY 2009, EPA will support the National Clean Diesel program, authorized in Sections 791-797 of the Energy Policy Act of 2005. This program focuses on reducing particulate matter (PM) by up to 95 percent from existing diesel engines, including on-highway and non-road equipment and reducing other, smog-forming emissions such as nitrogen oxides and hydrocarbons. Five sectors are targeted for reduction: freight, construction, school buses, agriculture, and ports. Grants will be provided to eligible entities in areas of the country that are not meeting ambient air quality standards. This program will help provide immediate reductions by retrofitting the engines with emission control technologies sooner than would otherwise occur through normal turnover of the fleet because these engines often remain in service for 20 or more years. In 2009, EPA will issue and manage various categories of Diesel Emission Reduction grants. Seventy percent of the total funding available will be used to establish: (1) competitive National Clean Diesel Campaign (NCDC) grants to directly fund and/or finance retrofits, rebuilds, and replacement as well as fuel switching and fuel efficiency measures associated with diesel trucks, ships, school buses and other diesel equipment;; (2) up to 10 percent of those funds used to establish grants to advance emerging diesel emission reduction technologies, with a focus on new technologies applicable to ocean-going vessels, harbor craft, and goods movement; and (3) competitive grants to help qualifying entities (states, local governments, ports, etc.) create innovative Air Quality Finance Authorities/Programs (AQFAs) that provide low cost, flexible loans for the purchase of new and cleaner used equipment, as recommended by the Agency's Environmental Finance Advisory Board (EFAB). Thirty percent of the total funding available will be used in formula grants to states to implement state diesel emission reduction programs defined under the Diesel Emission Reduction Act (DERA). These funds will support EPA's Strategy for Sustainable Ports. The Ports initiative is comprised of many of the strategies and technologies implemented through all four aspects of the Diesel Emission Reduction Program, as noted above. Through this initiative EPA will reduce supply chain emissions associated with the movement of goods through ports.

Goal 2: Clean and Safe Water

Capitalizing Clean Water and Drinking Water State Revolving Funds

The Clean Water and Drinking Water State Revolving Fund programs demonstrate a true partnership between states, localities and the Federal government. These programs provide Federal financial assistance to states, localities, and Tribal governments to protect the nation’s water resources by providing funds for the construction of drinking water and wastewater treatment facilities. The state revolving funds are two important elements of the nation’s substantial investment in sewage treatment and drinking water systems, which provides Americans with significant benefits in the form of reduced water pollution and safe drinking water.

EPA will continue to provide financial assistance for wastewater and other water projects through the Clean Water State Revolving Fund (CWSRF). CWSRF projects include nonpoint source, estuary, storm water, and sewer overflow projects. The dramatic progress made in improving the quality of wastewater treatment since the 1970s is a national success. In 1972, only 84 million people were served by secondary or advanced wastewater treatment facilities. Today, 99 percent of community wastewater treatment plants, serving 181 million people, use secondary treatment or better. Water infrastructure projects supported by the program contribute to direct ecosystem improvements by lowering the amount of nutrients and toxic pollutants in all types of surface waters. While great progress has been made, many rivers, lakes and ocean/coastal areas still suffer an enormous influx of pollutants after heavy rains. The contaminants result in beach closures, infect fish and degrade the ability of the watersheds to sustain a healthy ecosystem.

The FY 2009 request includes \$555.0 million in funding for the CWSRF. Approximately \$26 billion has been provided to capitalize the CWSRF, more than three times the original Clean Water Act authorized level of \$8.4 billion. Total CWSRF funding available for loans since 1988 through June 2007, reflecting loan repayments, state match dollars, and other funding sources, exceeds \$65 billion, of which \$63 billion has been provided to communities as financial assistance. The following table illustrates the long-term financial picture for the CWSRF:

Annual Federal Capitalization	Revolving Level	Time Span
\$555 million through 2011 (\$6.8 billion total, 2004-2011)	\$3.4 billion (in 2001 \$)	2015 through 2040

The DWSRF is designed to be self-sustaining over time and will help offset the costs of ensuring safe drinking water supplies and assisting small communities in meeting their responsibilities. Since its inception in 1997, the Drinking Water State Revolving Fund (DWSRF) program has made available \$12.8 billion to finance 4,985 infrastructure improvement projects nationwide, with a return of \$1.73 for every \$1 of Federal funds invested. As of June 30, 2007, \$8.1 billion in capitalization grants have been awarded, amounting to loans/assistance of \$12.6 billion. The following table illustrates the long-term financial picture for the DWSRF:

Annual Federal Capitalization	Revolving Level	Time Span
\$842 million through 2018	\$1.2 billion (in 2001 \$)	2019 through 2039

Appendix B: Infrastructure Finance

Set-Asides for Tribes: To improve public health and water quality on Tribal lands, the Agency will continue the 1.5 percent CWSRF set-aside for funding wastewater grants to tribes as provided in the Agency's 2002 appropriation. The 2002 World Summit in Johannesburg adopted the goal of reducing the number of people lacking access to basic sanitation by 50 percent by 2015. Through this program, EPA contributes to this goal which will provide for the development of sanitation facilities for tribes and Alaska Native Villages.

Private Activity Bonds

Included in the President's Budget is a proposal to exempt Private Activity Bonds (PABs) used to finance drinking water and wastewater infrastructure from the private activity bond unified state volume cap. PABs are tax-exempt bonds issued by a State or local government, the proceeds of which are used by another entity for a public purpose or by the government entity itself for certain public-private partnerships. By removing drinking water and wastewater bonds from the volume cap, this proposal will provide States and communities greater access to PABs to help finance their water infrastructure needs and increase capital investment in the Nation's water infrastructure.

This Water Enterprise Bond proposal would provide an exception to the unified annual State volume cap on tax-exempt qualified private activity bonds for exempt facilities for the "furnishing of water" or "sewage facilities." To ensure the long-term financial health and solvency of these drinking water and wastewater systems, communities using these bonds must have demonstrated a process that will move towards full-cost pricing for services within five years of issuing the Private Activity Bonds. This will help water systems become self-financing and minimize the need for future subsidies.

Alaska Native Villages

The President's Budget provides \$15.5 million for Alaska native villages for the construction of wastewater and drinking water facilities to address serious sanitation problems. EPA will continue to work with the Department of Health and Human Services' Indian Health Service, the State of Alaska, the Alaska Native Tribal Health Council and local communities to provide needed financial and technical assistance.

Goal 4: Healthy Communities and Ecosystems

Brownfields Environmental Projects

The President's Budget includes \$93.6 million for Brownfields environmental projects. EPA will award grants for assessment activities, cleanup, and revolving loan funds (RLF). Additionally, this includes cleanup of sites contaminated by petroleum or petroleum products and environmental job training grants. In FY 2009, the funding provided will result in the assessment of 1,000 Brownfields properties. Using EPA grant dollars, the brownfields grantees will leverage cleanup and redevelopment jobs and \$900 million in cleanup and redevelopment funding.

Mexico Border

The President's Budget includes a total of \$10.0 million for water infrastructure projects along the U.S./Mexico Border. The goal of this program is to reduce environmental and human health risks along the U.S./Mexico Border. EPA's U.S./Mexico Border program provides funds to support the planning, design and construction of high priority water and wastewater treatment projects along the border. The Agency's goal is to provide protection of people in the U.S.-Mexico border area from health risks by increasing the number of homes connected to potable water supply and wastewater collection and treatment systems.

Rescission of Balances from Prior Years

EPA will continue to review old unliquidated obligations for potential rescission. In FY 2009, EPA will rescind \$10.0 million from no longer viable projects.

Appendix B: Infrastructure Finance

Trust Funds

(Dollars in Millions)

	FY 2008 President's Budget ¹		FY 2008 Enacted Budget ¹		FY 2009 President's Budget ¹	
	\$	FTE	\$	FTE	\$	FTE
Superfund ²	\$1,211	3,057	\$1,217	3,057	\$1,231	3,032
Inspector General (Transfers)	\$7	44	\$11	44	\$7	44
Research & Development (Transfers)	\$26	105	\$26	105	\$26	110
Superfund Total	\$1,245	3,206	\$1,254	3,206	\$1,264	3,186
Base Realignment and Closure ³	\$0	78	\$0	78	\$0	76
LUST	\$72	75	\$106	75	\$72	75
Trust Funds Total:	\$1,317	3,359	\$1,360	3,359	\$1,337	3,337

¹ Totals may not add due to rounding.

² Includes about \$26 million for the Department of Justice in FY 2008 and approximately \$24 million in FY 2009.

³ Funding for reimbursable FTE provided by the Department of Defense via an Interagency Agreement.

Superfund

In FY 2009, the President's Budget requests a total of \$1,264 million in discretionary budget authority and 3,186 total workyears for Superfund. Currently, 95 percent of the 1,569 sites on the Superfund National Priorities List (NPL) are either undergoing cleanup construction, are completed, or are deleted.

Of the total funding requested for Superfund, \$827 million and 1,415 total workyears are for Superfund cleanups. The Agency's Superfund cleanup program addresses public health and environmental threats from uncontrolled releases of hazardous substances. The Agency expects to demonstrate significant progress in reducing risks to human health and the environment. In FY 2009, EPA and its partners anticipate completing construction activities at 35 Superfund NPL sites to achieve the overall goal of 1,095 total construction completions by the end of FY 2009.

The Agency works with several Federal agencies that provide essential services in areas where the Agency does not possess the specialized expertise. In FY 2009, other Federal agencies, including the United States Coast Guard, the National Oceanic and Atmospheric

Appendix C: Trust Funds

Administration, and the Department of the Interior, will provide support to the Agency for Superfund cleanups.

Of the total funding requested, \$186 million and 1,093 total workyears are for Superfund enforcement related activities. One of the Superfund program's primary goals is to have responsible parties pay for and conduct cleanups at abandoned or uncontrolled hazardous waste sites. The program focuses on maximizing all aspects of Potentially Responsible Party (PRP) participation; including reaching a settlement with or taking an enforcement action by the time of a Remedial Action start at 90 percent of non-Federal Facility Superfund sites.

The Agency has also been encouraging the establishment and use of Special Accounts, which provide EPA with the ability to clean up sites using funds provided by responsible parties. At sites with multiple PRPs, funds recovered from individual responsible parties and placed in special accounts can be provided to other PRP(s) as an incentive to perform cleanup work they might not be willing to perform, or used by the agency to fund cleanup. The result is the Agency can preserve appropriated Trust Fund dollars for other sites where there are no viable PRPs. Where PRP negotiations and previous enforcement actions fail, EPA uses its appropriation to cleanup sites and then seeks to recover those costs from PRPs.

The FY 2009 President's Budget also includes resources supporting Agencywide resource management and control functions. This includes essential infrastructure, contract and grant administration, and financial accounting and other fiscal operations.

In addition, the Agency provides funds for Superfund program research and auditing. The President's Budget requests \$26 million and 110 total workyears to be transferred to Research and Development for innovative cleanup technology testing. The Superfund research program is driven by program office needs to reduce the cost of cleaning up Superfund sites, improve the efficiency of characterizing and remediating sites, and reduce the scientific uncertainties for improved decision-making at Superfund sites. The President's Budget also requests \$7 million and 44 total workyears to be transferred to the Inspector General for program auditing.

Base Realignment and Closure Act

The FY 2009 President's Budget requests 76 reimbursable workyears to conduct the Base Realignment and Closure (BRAC) program. Since 1993, EPA has worked with the Department of Defense (DOD) and the states' environmental programs to make property environmentally acceptable for transfer, while protecting human health and the environment at realigning or closing military installations. Between 1988 and 2005, over 500 major military installations representing the Army, Navy, Air Force, and Defense Logistics Agency have been slated for realignment or closure. Under the first four rounds of BRAC (BRAC I-IV), 107 of those sites were identified as requiring accelerated cleanup. EPA's participation in the acceleration process of the first four rounds of BRAC has been funded by an interagency agreement which expires on September 30, 2011. The accelerated cleanup process strives to make parcels available for reuse as quickly as possible, by transfer of uncontaminated or remediated parcels, lease of contaminated parcels where cleanup is underway, or "early transfer" of contaminated property undergoing cleanup. Seventy-two Federal facilities currently listed on the NPL were identified under the fifth round of BRAC (BRAC V) as closing, realigning, or gaining personnel. The FY 2009 request does not include support for BRAC-related services to DOD at

BRAC V facilities. If EPA services are required at levels above its base for BRAC V installations, the Agency will require reimbursement from DOD for the costs the Agency incurs to provide those additional services.

Leaking Underground Storage Tanks

The FY 2009 President's Budget requests \$72 million and 75 total workyears for the Leaking Underground Storage Tank (LUST) program. Not less than 80 percent of LUST appropriated funds will be used in cooperative agreements for states and tribes to carry out specific purposes. EPA will continue to work with the states to achieve more cleanups completed each year, and reduce the FY 2007 backlog of 108,766 cleanups not yet completed. Since the beginning of the Underground Storage Tank (UST) program, EPA has cleaned up almost 77 percent (or 365,361) of all reported releases. In FY 2009, the LUST program will achieve 30 cleanups in Indian Country that meet risk-based standards for human exposure and groundwater migration.

Summary of Agency Resources by Appropriation
(Dollars in Thousands)

Appropriation Account	FY 2008 President's Budget	FY 2008 Enacted Budget	FY 2009 President's Budget
Science & Technology (S&T) ¹	\$754,506	\$760,084	\$763,527
Environmental Programs and Management (EPM)	\$2,298,188	\$2,327,962	\$2,338,353
Office of Inspector General ¹	\$38,008	\$41,099	\$39,483
Buildings & Facilities	\$34,801	\$34,258	\$35,001
Oil Spill Response	\$17,280	\$17,056	\$17,687
Superfund (SF)	\$1,244,706	\$1,253,998	\$1,264,233
- <i>Superfund Programs</i>	\$1,211,431	\$1,216,794	\$1,230,652
- <i>Inspector General Transfer</i>	\$7,149	\$11,486	\$7,164
- <i>Science & Technology Transfer</i>	\$26,126	\$25,718	\$26,417
Leaking Underground Storage Tanks	\$72,461	\$105,816	\$72,284
State & Tribal Assistance Grants (STAG)	\$2,744,450	\$2,937,051	\$2,621,952
Rescission of Prior Year Funds	(\$5,000)	(\$5,000)	(\$10,000)
Agency Total:	\$7,199,400	\$7,472,324	\$7,142,520

¹ Does not include Superfund transfers--see the Superfund line items below for annual amounts.

**Environmental Protection Agency
Summary of Agency Resources by Goal**

(Dollars in Thousands)

Goal	FY 2008 President's Budget	FY 2008 Enacted Budget	FY 2008 President's Budget
1 - Clean Air and Global Climate Change	\$910,365	\$971,739	\$938,582
2 - Clean and Safe Water	\$2,714,507	\$2,854,782	\$2,580,704
3 - Land Preservation and Restoration	\$1,662,990	\$1,688,592	\$1,691,128
4 - Healthy Communities and Ecosystems	\$1,174,062	\$1,227,363	\$1,191,004
5 - Compliance and Environmental Stewardship	\$742,478	\$734,848	\$751,102
Rescission of Prior Year's Funds	(\$5,000)	(\$5,000)	(\$10,000)
Total	\$7,199,402	\$7,472,324	\$7,142,520

Note: Totals may not add due to rounding.

Resources by Program / Project

(Dollars in Thousands)

	2008 President's Budget	2008 Enacted Budget	2009 President's Budget	Change FY08 Enacted to FY 09PresBud
Science & Technology				
Air Toxics and Quality	\$92,960.0	\$96,015.0	\$97,316.0	\$1,301.0
Climate Protection Program	\$13,104.0	\$18,331.0	\$11,402.0	-\$6,929.0
Enforcement	\$15,075.0	\$14,882.0	\$15,557.0	\$675.0
Homeland Security	\$66,948.0	\$54,135.0	\$73,935.0	\$19,800.0
<i>(Water Sentinel)</i>	<i>(\$21,884.0)</i>	<i>(\$11,705.0)</i>	<i>(\$22,637.0)</i>	<i>(\$10,932.0)</i>
<i>(Decontamination)</i>	<i>(\$20,738.0)</i>	<i>(\$20,444.0)</i>	<i>(\$28,805.0)</i>	<i>(\$8,361.0)</i>
<i>(Laboratory Preparedness and Response)</i>	<i>(\$600.0)</i>	<i>(\$591.0)</i>	<i>(\$500.0)</i>	<i>(-\$91.0)</i>
<i>(Safe Buildings)</i>	<i>(\$4,000.0)</i>	<i>(\$1,969.0)</i>	<i>(\$2,000.0)</i>	<i>(\$31.0)</i>
Indoor Air	\$1,216.0	\$1,199.0	\$1,231.0	\$32.0
IT / Data Management / Security	\$3,499.0	\$3,453.0	\$3,859.0	\$406.0
Operations and Administration	\$73,859.0	\$72,707.0	\$74,884.0	\$2,177.0
<i>(Rent)</i>	<i>(\$35,521.0)</i>	<i>(\$34,967.0)</i>	<i>(\$35,521.0)</i>	<i>(\$554.0)</i>
<i>(Utilities)</i>	<i>(\$18,392.0)</i>	<i>(\$18,105.0)</i>	<i>(\$18,547.0)</i>	<i>(\$442.0)</i>
<i>(Security)</i>	<i>(\$11,179.0)</i>	<i>(\$11,005.0)</i>	<i>(\$11,989.0)</i>	<i>(\$984.0)</i>
Pesticides Licensing	\$5,881.0	\$5,802.0	\$6,164.0	\$362.0
Research: Clean Air	\$97,962.0	\$99,681.0	\$96,953.0	-\$2,728.0
<i>(Research: Global Change)</i>	<i>(\$16,908.0)</i>	<i>(\$19,688.0)</i>	<i>(\$16,365.0)</i>	<i>(-\$3,323.0)</i>
Research: Clean Water	\$105,002.0	\$104,348.0	\$101,462.0	-\$2,886.0
Research / Congressional Priorities	\$0.0	\$5,316.0	\$0.0	-\$5,316.0
Research: Human Health and Ecosystems	\$217,574.0	\$223,663.0	\$217,317.0	-\$6,346.0
<i>(Research: Computational Toxicology)</i>	<i>(\$15,103.0)</i>	<i>(\$12,135.0)</i>	<i>(\$14,863.0)</i>	<i>(\$2,728.0)</i>
<i>(Research: Endocrine Disruptor)</i>	<i>(\$10,131.0)</i>	<i>(\$10,317.0)</i>	<i>(\$9,502.0)</i>	<i>(-\$815.0)</i>
<i>(Research: Fellowships)</i>	<i>(\$8,438.0)</i>	<i>(\$9,845.0)</i>	<i>(\$8,887.0)</i>	<i>(-\$958.0)</i>
Research: Land Protection	\$10,737.0	\$10,591.0	\$13,350.0	\$2,759.0
Research: Sustainability	\$22,478.0	\$22,127.0	\$19,970.0	-\$2,157.0
Toxic Research and Prevention	\$24,795.0	\$24,459.0	\$26,568.0	\$2,109.0
Water: Human Health Protection	\$3,416.0	\$3,375.0	\$3,559.0	\$184.0
Total, Science & Technology	\$754,506.0	\$760,084.0	\$763,527.0	\$3,443.0

NOTE: Items in parentheses are a subset of the program and will not add up to totals shown for the program

Appendix D: Budget Tables

	2008 President's Budget	2008 Enacted Budget	2009 President's Budget	Change FY08 Enacted to FY 09PresBud
Environmental Program & Management				
Air Toxics and Quality	\$188,561.0	\$186,845.0	\$192,951.0	\$6,106.0
Brownfields	\$23,450.0	\$23,665.0	\$22,732.0	-\$933.0
Climate Protection Program	\$87,927.0	\$90,374.0	\$87,008.0	-\$3,366.0
<i>(Energy STAR)</i>	<i>(\$43,926.0)</i>	<i>(\$48,236.0)</i>	<i>(\$44,221.0)</i>	<i>(-\$4,015.0)</i>
<i>(Methane to markets)</i>	<i>(\$4,436.0)</i>	<i>(\$4,369.0)</i>	<i>(\$4,546.6)</i>	<i>(\$177.6)</i>
<i>(Asian Pacific Partnership)</i>	<i>(\$5,000.0)</i>	<i>(\$0.0)</i>	<i>(\$5,000.0)</i>	<i>(\$5,000.0)</i>
<i>(Greenhouse Gas Reporting Registry)</i>	<i>(\$0.0)</i>	<i>(\$3,445.0)</i>	<i>(\$0.0)</i>	<i>(-\$3,445.0)</i>
Compliance	\$132,761.0	\$127,069.0	\$132,723.0	\$5,654.0
Enforcement	\$187,666.0	\$194,265.0	\$200,550.0	\$6,285.0
<i>(Environmental Justice)</i>	<i>(\$3,822.0)</i>	<i>(\$6,399.0)</i>	<i>(\$3,811.0)</i>	<i>(-\$2,588.0)</i>
Environmental Protection / Congressional Priorities	\$0.0	\$13,437.0	\$0.0	-\$13,437.0
Geographic Programs	\$74,511.0	\$97,533.0	\$69,800.0	-\$27,733.0
Geographic Program: Chesapeake Bay	\$28,768.0	\$30,528.0	\$29,001.0	-\$1,527.0
Geographic Program: Great Lakes	\$21,757.0	\$21,686.0	\$22,261.0	\$575.0
Geographic Program: Long Island Sound	\$467.0	\$4,922.0	\$467.0	-\$4,455.0
Geographic Program: Gulf of Mexico	\$4,457.0	\$5,618.0	\$4,578.0	-\$1,040.0
Geographic Program: Lake Champlain	\$934.0	\$2,707.0	\$934.0	-\$1,773.0
Geographic Program: Other	\$8,575.0	\$32,072.0	\$7,715.0	-\$24,357.0
<i>(San Francisco Bay)</i>	<i>(\$0.0)</i>	<i>(\$4,922.0)</i>	<i>(\$0.0)</i>	<i>(-\$4,922.0)</i>
<i>(Geographic Program: Puget Sound)</i>	<i>(\$1,000.0)</i>	<i>(\$19,688.0)</i>	<i>(\$1,000.0)</i>	<i>(-\$18,688.0)</i>
<i>(Lake Pontchartrain)</i>	<i>(\$978.0)</i>	<i>(\$963.0)</i>	<i>(\$978.0)</i>	<i>(\$15.0)</i>
<i>(Community Action for a Renewed Environment (CARE))</i>	<i>(\$3,448.0)</i>	<i>(\$3,394.0)</i>	<i>(\$2,448.0)</i>	<i>(-\$946.0)</i>
<i>(Geographic Program: Other (other activities))</i>	<i>(\$3,149.0)</i>	<i>(\$3,105.0)</i>	<i>(\$3,289.0)</i>	<i>(\$184.0)</i>
Regional Geographic Initiatives	\$9,553.0	\$0.0	\$4,844.0	\$4,844.0
Homeland Security	\$24,419.0	\$24,064.0	\$23,526.0	-\$538.0
<i>(Decontamination)</i>	<i>(\$3,479.0)</i>	<i>(\$3,426.0)</i>	<i>(\$3,511.0)</i>	<i>(\$85.0)</i>
<i>(Laboratory Preparedness and Response)</i>	<i>(\$500.0)</i>	<i>(\$492.0)</i>	<i>(\$0.0)</i>	<i>(-\$492.0)</i>
Indoor Air	\$26,869.0	\$26,995.0	\$24,668.0	-\$2,327.0
Information Exchange / Outreach	\$117,206.0	\$124,366.0	\$119,868.0	-\$4,498.0

NOTE: Items in parentheses are a subset of the program and will not add up to totals shown for the program

Resources by Program / Project

(Dollars in Thousands)

	2008 President's Budget	2008 Enacted Budget	2009 President's Budget	Change FY08 Enacted to FY 09PresBud
<i>(Children and Other Sensitive Populations: Agency Coordination)</i>	(\$6,203.0)	(\$6,144.0)	(\$6,309.0)	(\$165.0)
<i>(Environmental Education)</i>	(\$0.0)	(\$8,860.0)	(\$0.0)	(-\$8,860.0)
International Programs	\$17,755.0	\$18,357.0	\$18,624.0	\$267.0
<i>(US Mexico Border)</i>	(\$4,646.0)	(\$5,439.0)	(\$4,902.0)	(-\$537.0)
IT / Data Management / Security	\$96,602.0	\$96,257.0	\$100,150.0	\$3,893.0
Legal / Science / Regulatory / Economic Review	\$123,361.0	\$116,953.0	\$125,071.0	\$8,118.0
Operations and Administration	\$472,294.0	\$462,769.0	\$492,509.0	\$29,740.0
<i>(Rent)</i>	(\$165,817.0)	(\$161,261.0)	(\$164,866.0)	(\$3,605.0)
<i>(Utilities)</i>	(\$8,210.0)	(\$8,082.0)	(\$11,333.0)	(\$3,251.0)
<i>(Security)</i>	(\$25,344.0)	(\$24,949.0)	(\$25,676.0)	(\$727.0)
Pesticides Licensing	\$118,158.0	\$116,744.0	\$116,366.0	-\$378.0
Resource Conservation and Recovery Act (RCRA)	\$122,397.0	\$118,868.0	\$120,526.0	\$1,658.0
<i>(eManifest)</i>	(\$4,000.0)	(\$0.0)	(\$2,000.0)	(\$2,000.0)
Toxics Risk Review and Prevention	\$90,071.0	\$89,617.0	\$90,401.0	\$784.0
<i>(Endocrine Disruptors)</i>	(\$5,890.0)	(\$8,663.0)	(\$5,847.0)	(-\$2,816.0)
<i>(HPV/VCCCEP)</i>	(\$11,015.0)	(\$12,049.0)	(\$11,381.0)	(-\$668.0)
Underground Storage Tanks (LUST / UST)	\$11,719.0	\$11,572.0	\$12,256.0	\$684.0
Water: Ecosystems	\$73,721.0	\$82,481.0	\$74,462.0	-\$8,019.0
Great Lakes Legacy Act	\$35,000.0	\$34,454.0	\$35,000.0	\$546.0
National Estuary Program / Coastal Waterways	\$17,203.0	\$26,779.0	\$17,239.0	-\$9,540.0
Wetlands	\$21,518.0	\$21,248.0	\$22,223.0	\$975.0
Water: Human Health Protection	\$99,797.0	\$99,511.0	\$102,271.0	\$2,760.0
Water Quality Protection	\$208,943.0	\$206,220.0	\$211,891.0	\$5,671.0
Total, Environmental Program & Management	\$2,298,188.0	\$2,327,962.0	\$2,338,353.0	\$10,391.0
<u>Inspector General</u>				
Audits, Evaluations, and Investigations	\$38,008.0	\$41,099.0	\$39,483.0	-\$1,616.0
Total, Inspector General	\$38,008.0	\$41,099.0	\$39,483.0	-\$1,616.0

NOTE: Items in parentheses are a subset of the program and will not add up to totals shown for the program

Appendix D: Budget Tables

	2008 President's Budget	2008 Enacted Budget	2009 President's Budget	Change FY08 Enacted to FY 09PresBud
<u>Building and Facilities</u>				
Homeland Security	\$7,870.0	\$7,747.0	\$8,070.0	\$323.0
Operations and Administration	\$26,931.0	\$26,511.0	\$26,931.0	\$420.0
Total, Building and Facilities	\$34,801.0	\$34,258.0	\$35,001.0	\$743.0
<u>Hazardous Substance Superfund</u>				
Air Toxics and Quality	\$2,373.0	\$2,342.0	\$2,414.0	\$72.0
Audits, Evaluations, and Investigations	\$7,149.0	\$11,486.0	\$7,164.0	-\$4,322.0
Compliance	\$1,348.0	\$1,346.0	\$1,360.0	\$14.0
Enforcement	\$185,411.0	\$189,816.0	\$185,789.0	-\$4,027.0
<i>(Environmental Justice)</i>	<i>(\$757.0)</i>	<i>(\$745.0)</i>	<i>(\$757.0)</i>	<i>(\$12.0)</i>
<i>(Superfund: Enforcement)</i>	<i>(\$161,610.0)</i>	<i>(\$164,845.0)</i>	<i>(\$163,678.0)</i>	<i>(-\$1,167.0)</i>
<i>(Superfund: Federal Facilities Enforcement)</i>	<i>(\$9,843.0)</i>	<i>(\$9,726.0)</i>	<i>(\$10,225.0)</i>	<i>(\$499.0)</i>
Homeland Security	\$47,731.0	\$47,042.0	\$59,549.0	\$12,507.0
<i>(Decontamination)</i>	<i>(\$10,725.0)</i>	<i>(\$10,566.0)</i>	<i>(\$10,818.0)</i>	<i>(\$252.0)</i>
<i>(Laboratory Preparedness and Response)</i>	<i>(\$6,064.0)</i>	<i>(\$5,971.0)</i>	<i>(\$9,589.0)</i>	<i>(\$3,618.0)</i>
Information Exchange / Outreach	\$1,588.0	\$1,565.0	\$1,433.0	-\$132.0
IT / Data Management / Security	\$17,130.0	\$16,863.0	\$17,673.0	\$810.0
Legal / Science / Regulatory / Economic Review	\$1,443.0	\$1,565.0	\$1,477.0	-\$88.0
Operations and Administration	\$131,992.0	\$130,092.0	\$135,536.0	\$5,444.0
<i>(Rent)</i>	<i>(\$44,997.0)</i>	<i>(\$44,295.0)</i>	<i>(\$45,353.0)</i>	<i>(\$1,058.0)</i>
<i>(Utilities)</i>	<i>(\$2,466.0)</i>	<i>(\$2,428.0)</i>	<i>(\$3,042.0)</i>	<i>(\$614.0)</i>
<i>(Security)</i>	<i>(\$6,767.0)</i>	<i>(\$6,661.0)</i>	<i>(\$6,524.0)</i>	<i>(-\$137.0)</i>
Research: Human Health and Ecosystems	\$3,972.0	\$3,910.0	\$3,325.0	-\$585.0
Research: Land Protection	\$20,081.0	\$19,768.0	\$21,021.0	\$1,253.0
Superfund Cleanup	\$824,488.0	\$828,203.0	\$827,492.0	-\$711.0
Superfund: Emergency Response and Removal	\$191,880.0	\$190,011.0	\$193,853.0	\$3,842.0
Superfund: EPA Emergency Preparedness	\$9,318.0	\$9,195.0	\$9,504.0	\$309.0
Superfund: Federal Facilities	\$31,879.0	\$31,447.0	\$31,440.0	-\$7.0
Superfund: Remedial	\$584,836.0	\$591,078.0	\$586,120.0	-\$4,958.0
Superfund: Support to Other Federal Agencies	\$6,575.0	\$6,472.0	\$6,575.0	\$103.0
Total, Hazardous Substance Superfund	\$1,244,706.0	\$1,253,998.0	\$1,264,233.0	\$10,235.0

NOTE: Items in parentheses are a subset of the program and will not add up to totals shown for the program

Resources by Program / Project

(Dollars in Thousands)

	2008 President's Budget	2008 Enacted Budget	2009 President's Budget	Change FY08 Enacted to FY 09PresBud
<u>Leaking Underground Storage Tanks</u>				
Compliance	\$688.0	\$709.0	\$753.0	\$44.0
IT / Data Management / Security	\$177.0	\$174.0	\$162.0	-\$12.0
Operations and Administration	\$2,171.0	\$2,137.0	\$2,201.0	\$64.0
<i>(Rent)</i>	<i>(\$696.0)</i>	<i>(\$685.0)</i>	<i>(\$696.0)</i>	<i>(\$11.0)</i>
Research: Land Protection	\$660.0	\$650.0	\$413.0	-\$237.0
Underground Storage Tanks (LUST / UST)	\$68,765.0	\$102,146.0	\$68,755.0	-\$33,391.0
<i>(LUST / UST)</i>	<i>(\$10,558.0)</i>	<i>(\$10,393.0)</i>	<i>(\$10,548.0)</i>	<i>(\$155.0)</i>
<i>(LUST Cooperative Agreements)</i>	<i>(\$58,207.0)</i>	<i>(\$61,237.0)</i>	<i>(\$58,207.0)</i>	<i>(-\$3,030.0)</i>
<i>(EPA Act & Related Authorities Implementation)</i>	<i>(\$0.0)</i>	<i>(\$30,516.0)</i>	<i>(\$0.0)</i>	<i>(-\$30,516.0)</i>
Total, Leaking Underground Storage Tanks	\$72,461.0	\$105,816.0	\$72,284.0	-\$33,532.0
<u>Oil Spill Response</u>				
Compliance	\$291.0	\$286.0	\$303.0	\$17.0
Enforcement	\$2,065.0	\$2,072.0	\$2,233.0	\$161.0
IT / Data Management / Security	\$34.0	\$33.0	\$24.0	-\$9.0
Oil	\$13,499.0	\$13,290.0	\$13,927.0	\$637.0
Operations and Administration	\$490.0	\$488.0	\$496.0	\$8.0
<i>(Rent)</i>	<i>(\$438.0)</i>	<i>(\$431.0)</i>	<i>(\$438.0)</i>	<i>(\$7.0)</i>
Research: Land Protection	\$901.0	\$887.0	\$704.0	-\$183.0
Total, Oil Spill Response	\$17,280.0	\$17,056.0	\$17,687.0	\$631.0
<u>State and Tribal Assistance Grants</u>				
Infrastructure Assistance: Clean Water SRF	\$687,554.0	\$689,080.0	\$555,000.0	-\$134,080.0
Infrastructure Assistance: Drinking Water SRF	\$842,167.0	\$829,029.0	\$842,167.0	\$13,138.0
Congressionally Mandated Projects	\$0.0	\$143,723.0	\$0.0	-\$143,723.0
Infrastructure Assistance: Alaska Native Villages	\$15,500.0	\$24,610.0	\$15,500.0	-\$9,110.0
Brownfields Projects	\$89,258.0	\$93,518.0	\$93,558.0	\$40.0
Diesel Emissions Reduction Grant Program	\$35,000.0	\$49,220.0	\$49,220.0	\$0.0
CA Emission Reduction Project Grants	\$0.0	\$9,844.0	\$0.0	-\$9,844.0

NOTE: Items in parentheses are a subset of the program and will not add up to totals shown for the program

Appendix D: Budget Tables

	2008 President's Budget	2008 Enacted Budget	2009 President's Budget	Change FY08 Enacted to FY 09PresBud
Infrastructure Assistance: Mexico Border	\$10,000.0	\$19,688.0	\$10,000.0	-\$9,688.0
Categorical Grants	\$1,064,971.0	\$1,078,339.0	\$1,056,507.0	-\$21,832.0
Categorical Grant: Beaches Protection	\$9,900.0	\$9,746.0	\$9,900.0	\$154.0
Categorical Grant: Brownfields	\$49,495.0	\$48,723.0	\$49,495.0	\$772.0
Categorical Grant: Environmental Information	\$12,850.0	\$9,844.0	\$11,000.0	\$1,156.0
Categorical Grant: Hazardous Waste Financial Assistance	\$103,346.0	\$101,734.0	\$103,346.0	\$1,612.0
Categorical Grant: Homeland Security	\$4,950.0	\$4,873.0	\$4,950.0	\$77.0
Categorical Grant: Lead	\$13,564.0	\$13,352.0	\$13,564.0	\$212.0
Categorical Grant: Nonpoint Source (Sec. 319)	\$194,040.0	\$200,857.0	\$184,540.0	-\$16,317.0
Categorical Grant: Pesticides Enforcement	\$18,711.0	\$18,419.0	\$18,711.0	\$292.0
Categorical Grant: Pesticides Program Implementation	\$12,970.0	\$12,768.0	\$12,970.0	\$202.0
Categorical Grant: Pollution Control (Sec. 106)	\$221,664.0	\$218,206.0	\$221,664.0	\$3,458.0
<i>(Monitoring Grants)</i>	<i>(\$18,500.0)</i>	<i>(\$18,211.0)</i>	<i>(\$18,500.0)</i>	<i>(\$289.0)</i>
Categorical Grant: Pollution Prevention	\$5,940.0	\$4,863.0	\$4,940.0	\$77.0
Categorical Grant: Public Water System Supervision (PWSS)	\$99,100.0	\$97,554.0	\$99,100.0	\$1,546.0
Categorical Grant: Radon	\$8,074.0	\$7,948.0	\$8,074.0	\$126.0
Categorical Grant: Sector Program	\$2,228.0	\$1,209.0	\$1,828.0	\$619.0
Categorical Grant: State and Local Air Quality Management	\$185,180.0	\$216,825.0	\$185,580.0	-\$31,245.0
Categorical Grant: Targeted Watersheds	\$0.0	\$9,844.0	\$0.0	-\$9,844.0
Categorical Grant: Toxics Substances Compliance	\$5,099.0	\$5,019.0	\$5,099.0	\$80.0
Categorical Grant: Tribal Air Quality Management	\$10,940.0	\$10,769.0	\$13,300.0	\$2,531.0
Categorical Grant: Tribal General Assistance Program	\$56,925.0	\$56,037.0	\$57,925.0	\$1,888.0
Categorical Grant: Underground Injection Control (UIC)	\$10,891.0	\$10,721.0	\$10,891.0	\$170.0
Categorical Grant: Underground Storage Tanks	\$22,274.0	\$2,461.0	\$22,800.0	\$20,339.0
Categorical Grant: Wetlands Program Development	\$16,830.0	\$16,567.0	\$16,830.0	\$263.0
Total, State and Tribal Assistance Grants	\$2,744,450.0	\$2,937,051.0	\$2,621,952.0	-\$315,099.0

NOTE: Items in parentheses are a subset of the program and will not add up to totals shown for the program

Resources by Program / Project

(Dollars in Thousands)

	2008 President's Budget	2008 Enacted Budget	2009 President's Budget	Change FY08 Enacted to FY 09PresBud
TOTAL, EPA (Excludes Rescission to Prior Year Funds)	\$7,204,400.0	\$7,477,324.0	\$7,152,520.0	-\$324,804.0
Rescission to Prior Year Funds	-\$5,000.0	-\$5,000.0	-\$10,000.0	-\$5,000.0
TOTAL, EPA	\$7,199,400.0	\$7,472,324.0	\$7,142,520.0	-\$329,804.0

NOTE: Items in parentheses are a subset of the program and will not add up to totals shown for the program

Environmental Protection Agency List of Acronyms

AA	Assistant Administrator
ADR	Alternative Dispute Resolution
ARA	Assistant Regional Administrator
ATSDR	Agency for Toxic Substances and Disease Registry
B&F	Buildings and Facilities
CAA	Clean Air Act
CAFO	Concentrated Animal Feeding Operations
CAIR	Clean Air Allowance Trading Program
CARE	Community Action for a Renewed Environment
CAP	Clean Air Partnership Fund
CBEP	Community-Based Environmental Protection
CCAP	Climate Change Action Plan
CCTI	Climate Change Technology Initiative
CEIS	Center for Environmental Information and Statistics
CFO	Chief Financial Officer
CG	Categorical Grant
CSI	Common Sense Initiative
CSO	Combined Sewer Overflows
CWA	Clean Water Act
CWAP	Clean Water Action Plan
DBP	Disinfectant By Products
DfE	Design for the Environment
DFAS	Defense Finance and Accounting System
EDP	Environmental Leadership Project
EJ	Environmental Justice
EPAct	Energy Policy Act of 2005
EPCRA	Emergency Preparedness and Community Right-to-Know Act
EPM	Environmental Programs and Management
ERRS	Emergency Rapid Response Services
ESC	Executive Steering Committee
ETI	Environmental Technology Initiative
ETV	Environmental Technology Verification
FAN	Fixed Account Numbers
FCO	Funds Certifying Officer
FASAB	Federal Accounting Standards Advisory Board
FIFRA	Federal Insecticide, Fungicide and Rodenticide Act
FMFIA	Federal Managers' Financial Integrity Act
FQPA	Food Quality Protection Act
GAPG	General Assistance Program Grants
GHG	Greenhouse Gas
GPRA	Government Performance and Results Act
HSWA	Hazardous and Solid Waste Amendments of 1984
HPV	High Production Volume
HS	Homeland Security
HWIR	Hazardous Waste Identification Media and Process Rules

Environmental Protection Agency List of Acronyms

IAG	Interagency Agreements
ICR	Information Collection Rule
IFMS	Integrated Financial Management System
IPCC	Intergovernmental Panel on Climate Change
IRM	Information Resource Management
ISTEA	Intermodal Surface Transportation Efficiency Act
ITMRA	Information Technology Management Reform Act of 1995-AKA Clinger/Cohen Act
LUST	Leaking Underground Storage Tanks
MACT	Maximum Achievable Control Technology
NAAQs	National Ambient Air Quality Standards
NAFTA	North American Free Trade Agreement
NAPA	National Academy of Public Administration
NAS	National Academy of Science
NDPD	National Data Processing Division
NEP	National Estuary Program
NEPPS	National Environmental Performance Partnership System
NESHAP	National Emissions Standards for Hazardous Air Pollutants
NOA	New Obligation Authority
NPDES	National Pollutant Discharge Elimination System
NPL	National Priority List
NPM	National Program Manager
NPR	National Performance Review
NPS	Non-Point Source
OAM	Office of Acquisition Management
OA	Office of the Administrator
OAR	Office of Air and Radiation
OARM	Office of Administration and Resources Management
OCFO	Office of the Chief Financial Officer
OCHP	Office of Children's Health Protection
OECA	Office of Enforcement and Compliance Assurance
OEI	Office of Environmental Information
OERR	Office of Emergency and Remedial Response
OFA	Other Federal Agencies
OFPP	Office of Federal Procurement Policy
OGC	Office of the General Counsel
OIA	Office of International Affairs
OIG	Office of the Inspector General
OMTR	Open market trading rule
OPAA	Office of Planning, Analysis and Accountability
OPPTS	Office of Pesticides, Prevention and Toxic Substances
ORD	Office of Research and Development
OSWER	Office of Solid Waste and Emergency Response
OTAG	Ozone Transport Advisory Group
OW	Office of Water
PBTs	Persistent Bioaccumulative Toxics
PC&B	Personnel, Compensation and Benefits

Environmental Protection Agency List of Acronyms

PM	Particulate Matter
PNGV	Partnership for a New Generation of Vehicles
POTWs	Publicly Owned Treatment Works
PPG	Performance Partnership Grants
PRC	Program Results Code
PWSS	Public Water System Supervision
RC	Responsibility Center
RCRA	Resource Conservation and Recovery Act of 1976
RGI	Regional Geographic Initiative
RMP	Risk Management Plan
RPIO	Responsible Planning Implementation Office
RR	Reprogramming Request
RWTA	Rural Water Technical Assistance
S&T	Science and Technology
SALC	Sub-allocation (level)
SARA	Superfund Amendments and Reauthorizations Act of 1986
SBO	Senior Budget Officer
SBREFA	Small Business Regulatory Enforcement Fairness Act
SDWA	Safe Drinking Water Act
SDWIS	Safe Drinking Water Information System
SITE	Superfund Innovative Technology Evaluation
SLC	Senior Leadership Council
SRF	State Revolving Fund
SRO	Senior Resource Official
STAG	State and Tribal Assistance Grants
STORS	Sludge-to-Oil-Reactor
SWP	Source Water Protection
SWTR	Surface Water Treatment Rule
TMDL	Total Maximum Daily Load
TRI	Toxic Release Inventory
TSCA	Toxic Substances Control Act
UIC	Underground Injection Control
UST	Underground Storage Tanks
WCF	Working Capital Fund
WIF	Water Infrastructure Funds
WIPP	Waste Isolation Pilot Project

***Environmental Protection Agency
List of Acronyms***

Appendix D: Budget Tables

***Environmental Protection Agency
List of Acronyms***

