

Journey of Problem Solving


Lesson Three – Post-Visit Activities

San Juan Bautista State Historic Park

Buildings and Time Periods of San Juan Bautista


Name: _____ Date: _____

Match the flags to the different historic buildings at San Juan Bautista State Historic Park. Cut out and glue the flag next to the building that represents the same time period. *Hint:* Use your Historic Building Activity Cards to help you. The same flag could be used on the more than one building.




The Zanetta House later became Plaza Hall

glue flag here




Plaza Stable

glue flag here



Castro-Breen Adobe

glue flag here



Plaza Hotel

glue flag here



Mission San Juan Bautista

glue flag here

Directions: Cut one flag. Go to the building worksheet and glue the flag with its country to the building that became famous when that flag was flying over California.

Hint: You will not use all the flags.

Historic Flag of USA



Historic Flag of Spain




Historic Flag of Spain



Historic Flag of Mexico



Historic Flag of USA



Historic Flag of Spain



Historic Flag of California



Historic Flag of Mexico



Historic Bear Flag



Historic Flag of USA



(Blank page)

Journey of Problem Solving
Lesson Three – Post-Visit Activities
San Juan Bautista State Historic Park

Assessment
Expert Guidelines & Planning Sheet

Name: _____ **Date:** _____

- The following *Expert Guidelines* are intended to focus students and chaperones in gathering information needed for the final class presentation projects
- Remember to use your pre-visit notes and Historic Buildings Activity Cards to help you

First Building Visited: _____

Who used this building?

What flag represents the main time period of this building?

Where did these people who used this building come from?

Why did the people who used this building come here?

What were some of the struggles the people who used this building experienced?

What did the people who used this building bring to San Juan Bautista?

What is most important about this building and the people who lived here?

Journey of Problem Solving

Lesson Three – Post-Visit Activities

San Juan Bautista State Historic Park

Assessment

Expert Presentation Directions and Menu

- Now that you are an expert on the first building you visited, you will complete one of the following by yourself, with a partner, or in a group, as your teacher directs
- **All menu options below require you to include the Expert Guidelines Planning Sheet answers in your presentations**
- Be ready to share completed presentations in class on your teacher assigned due date
- Student(s) choose or are assigned their expert presentation(s) from the following menu
- If you have another way to present your “expert” knowledge, talk to you teacher

<p>Make a Diorama of your building. You will be expected to build a two or three section diorama of life in the building. A short paragraph describing what is happening in each scene is also required. Label important items.</p>	<p>Build a Model of your building. Try to make your model as accurate and to scale as possible. This will require math and drafting skills. Label important parts and items. Include a paragraph covering the planning sheet highlights.</p>	<p>Give a Power Point or Hyperstudio Computer Presentation. Take digital photos of your building. Find on-line pictures, or draw your building with an illustrator computer program. Have a minimum of 15 slides with captions.</p>
<p>Create a Picture Collage. Take photos, find pictures on-line, cut them from magazines, or draw your own. Assemble them like a scrap book page in a photo album or on tag board. Include detailed captions.</p>	<p>Write a Play or Short Story. <u>Setting:</u> the building at the height of its use. <u>Character(s):</u> the major historic person(s) of the building. <u>Plot:</u> Problem(s) and Solution(s) of daily life. <u>Actors:</u> classmates &/or you.</p>	<p>Research Animals. What animals were raised, hunted, or used at the time of your building. Create a display board of pictures and info about the importance of the animals to the people.</p>
<p>Research Plants. Find out what plants were in or around your building at the height of its use. Create a display board of plants grown, gathered, and their uses during the time period of your building.</p>	<p>Entertainment of the Time. Research what the people who lived at the time of your building did for fun. Games, songs, instruments are a few ideas. Make up a game or song of the time period.</p>	<p>Map your building. Map a floor plan of your building. Draw it to scale using graph paper. Fabric and color samples may be included on your plan’s display board. Add a paragraph description.</p>