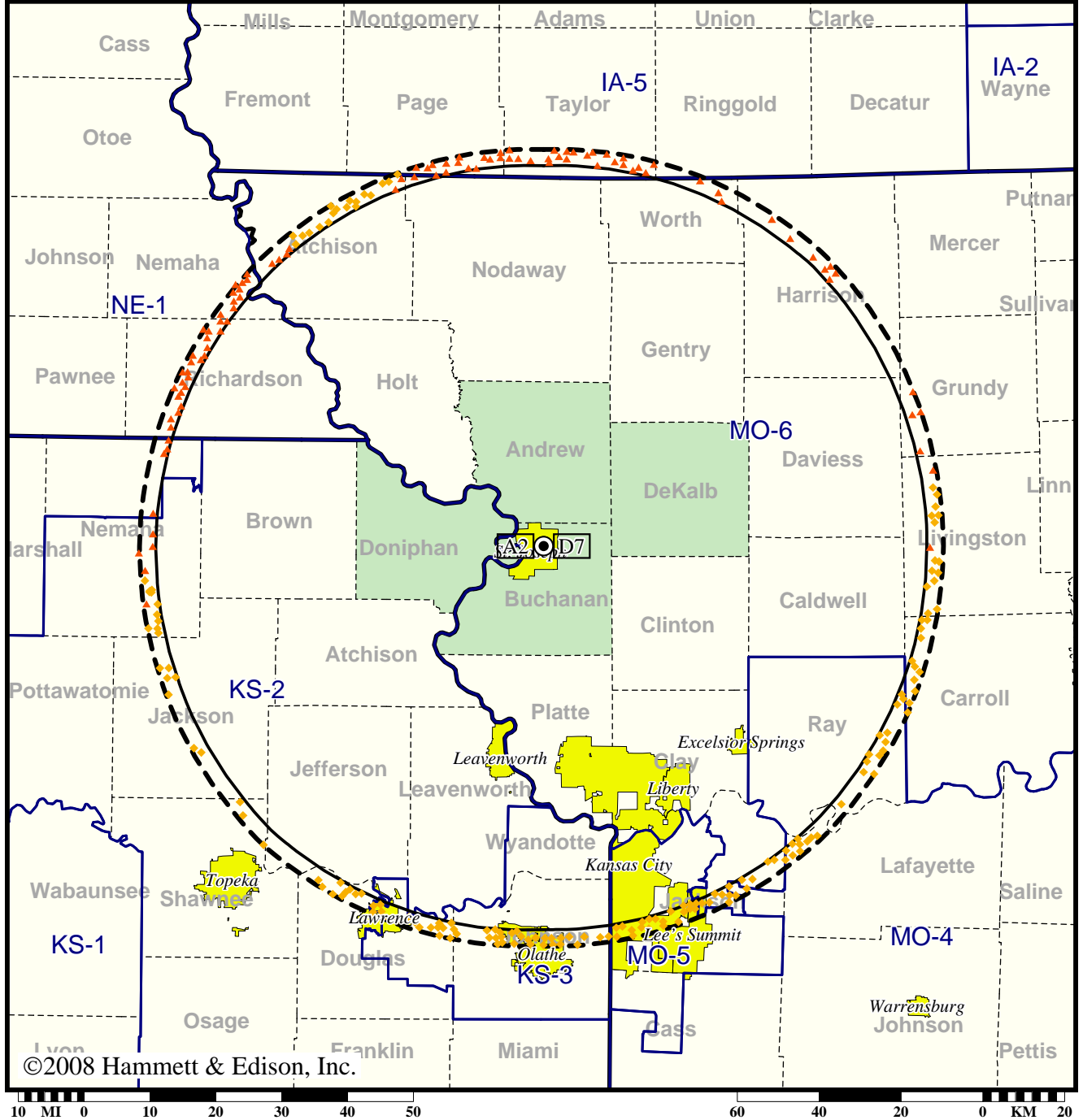


TV Station KQTV • Analog Channel 2, DTV Channel 7 • St. Joseph, MO

Expected Change In Coverage: Granted Construction Permit

CP (solid): 40.0 kW ERP at 179 m HAAT, Network: ABC  
 vs. Analog (dashed): 100 kW ERP at 247 m HAAT, Network: ABC

Market: St. Joseph, MO



©2008 Hammett & Edison, Inc.

- (no symbol) No change in coverage
- ◆ Coverage lost but still served by same network
- ▲ Coverage lost and no other service by same network

St. Joseph, MO

KQTV

Population Receiving Analog Service ..... 1,467,534  
Population Receiving Digital Service..... 1,224,051

The following statistics pertain only to the area outside  
the analog service contour:

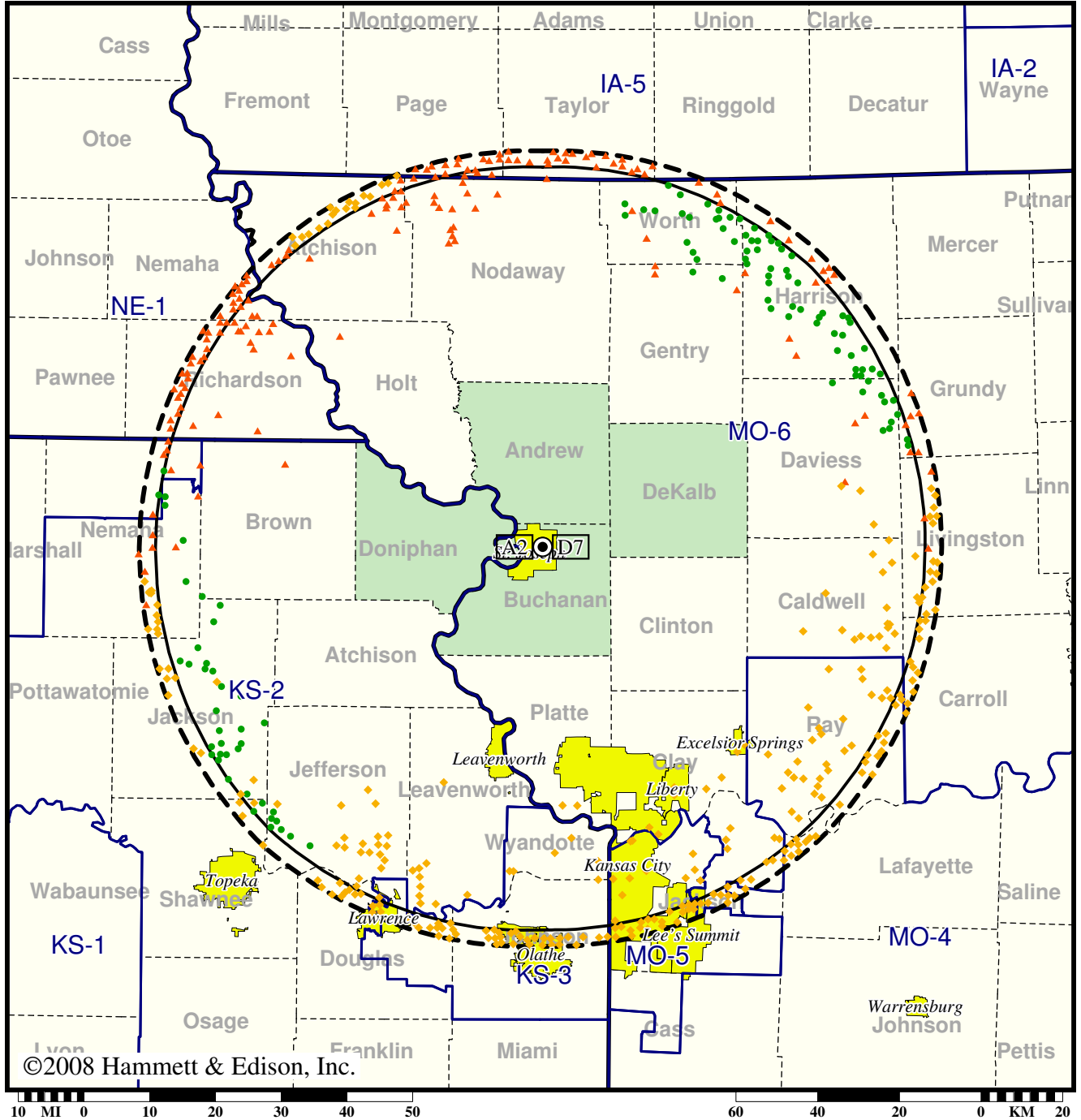
Analog Population Losing Service ..... 161,823  
Population Gaining Digital Service ..... 0  
Net Gain ..... -161,823

TV Station KQTV • Analog Channel 2, DTV Channel 7 • St. Joseph, MO

Expected Change In Coverage: Granted Construction Permit

CP (solid): 40.0 kW ERP at 179 m HAAT, Network: ABC  
 vs. Analog (dashed): 100 kW ERP at 247 m HAAT, Network: ABC

Market: St. Joseph, MO



©2008 Hammett & Edison, Inc.

- Coverage gained after DTV transition
- (no symbol) No change in coverage
- ◆ Coverage lost but still served by same network
- ▲ Coverage lost and no other service by same network

St. Joseph, MO

KQTV

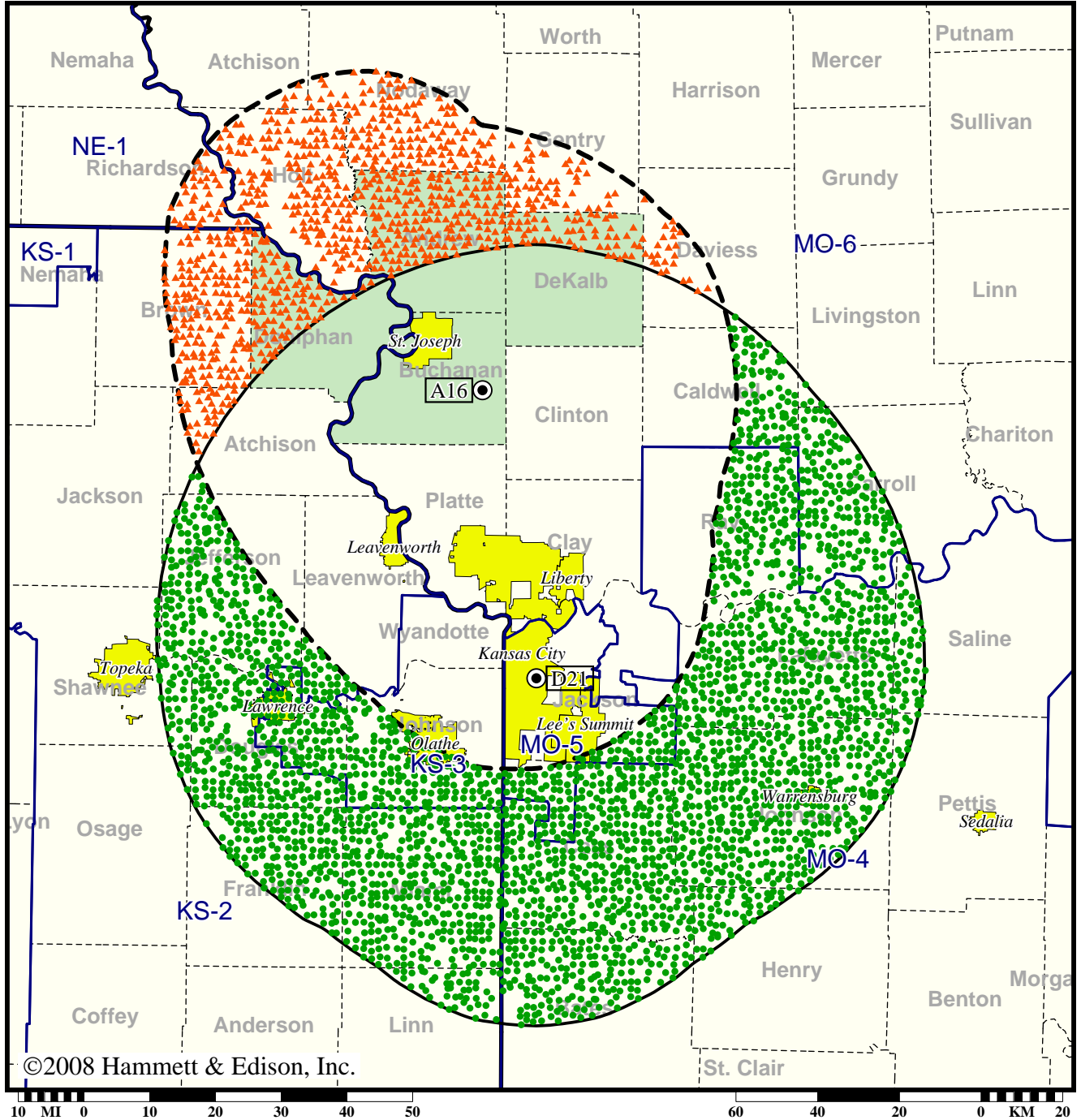
Population Receiving Analog Service .....	1,467,534
Population Receiving Digital Service.....	1,224,051
Analog Population Losing Service .....	246,906
Population Gaining Digital Service .....	3,423
Net Gain .....	-243,483

Station KTAJ-TV • Analog Channel 16, DTV Channel 21 • St. Joseph, MO

Expected Change In Coverage: Licensed Operation

Licensed (solid): 1000 kW ERP at 316 m HAAT  
 vs. Analog (dashed): 5000 kW ERP at 326 m HAAT

Market: St. Joseph, MO



©2008 Hammett & Edison, Inc.

- Coverage gained after DTV transition
- (no symbol) No change in coverage
- ▲ Coverage lost after DTV transition

St. Joseph, MO

KTAJ-TV

Population Receiving Analog Service ..... 1,288,699  
Population Receiving Digital Service..... 2,114,196

The following statistics pertain only to the area outside  
the analog service contour:

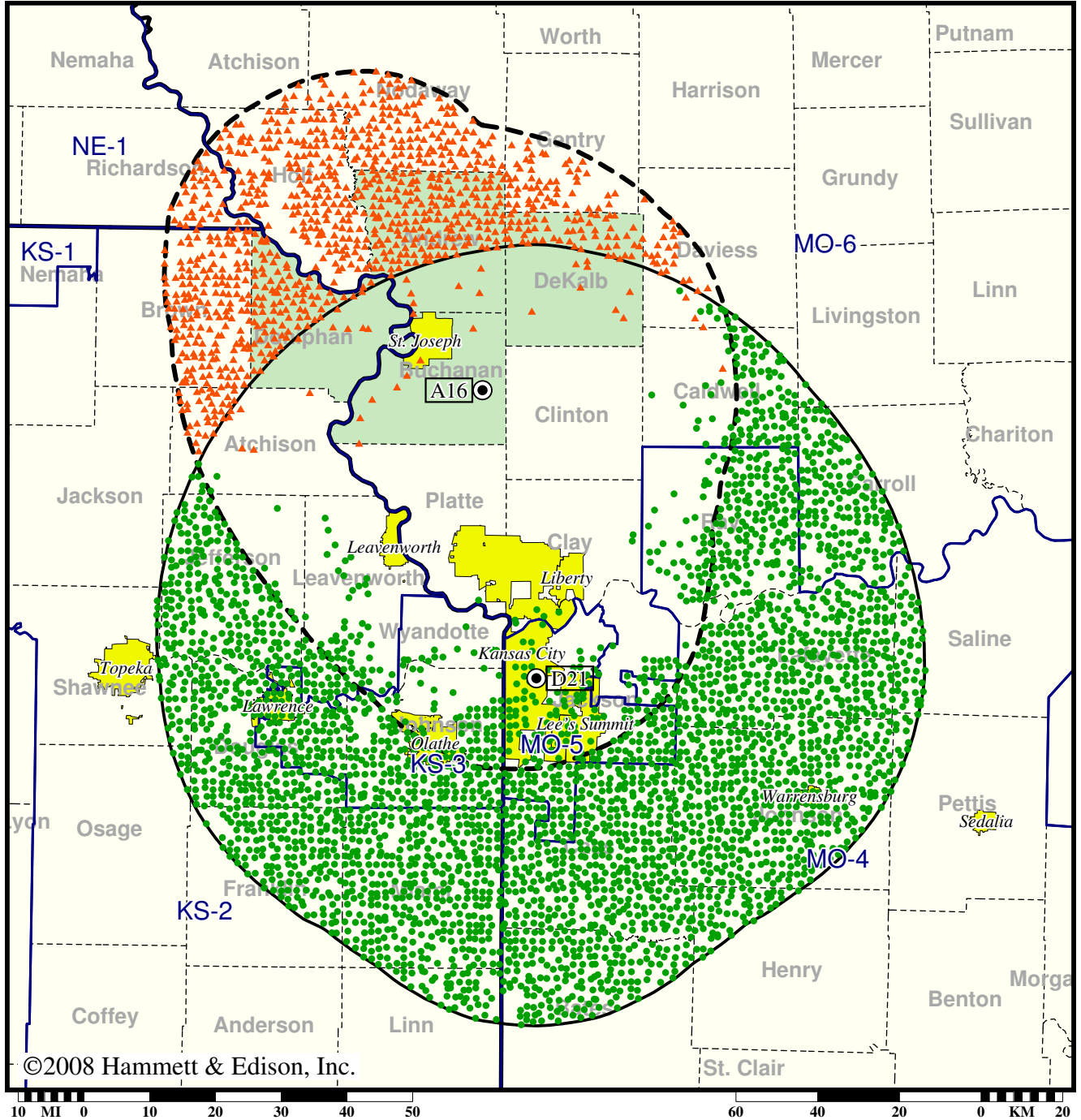
Analog Population Losing Service ..... 31,978  
Population Gaining Digital Service ..... 419,831  
Net Gain ..... 387,853

Station KTAJ-TV • Analog Channel 16, DTV Channel 21 • St. Joseph, MO

Expected Change In Coverage: Licensed Operation

Licensed (solid): 1000 kW ERP at 316 m HAAT  
 vs. Analog (dashed): 5000 kW ERP at 326 m HAAT

Market: St. Joseph, MO



- Coverage gained after DTV transition
- (no symbol) No change in coverage
- ▲ Coverage lost after DTV transition

St. Joseph, MO

KTAJ-TV

Population Receiving Analog Service .....	1,288,699
Population Receiving Digital Service.....	2,114,196
Analog Population Losing Service .....	36,126
Population Gaining Digital Service .....	861,623
Net Gain .....	825,497