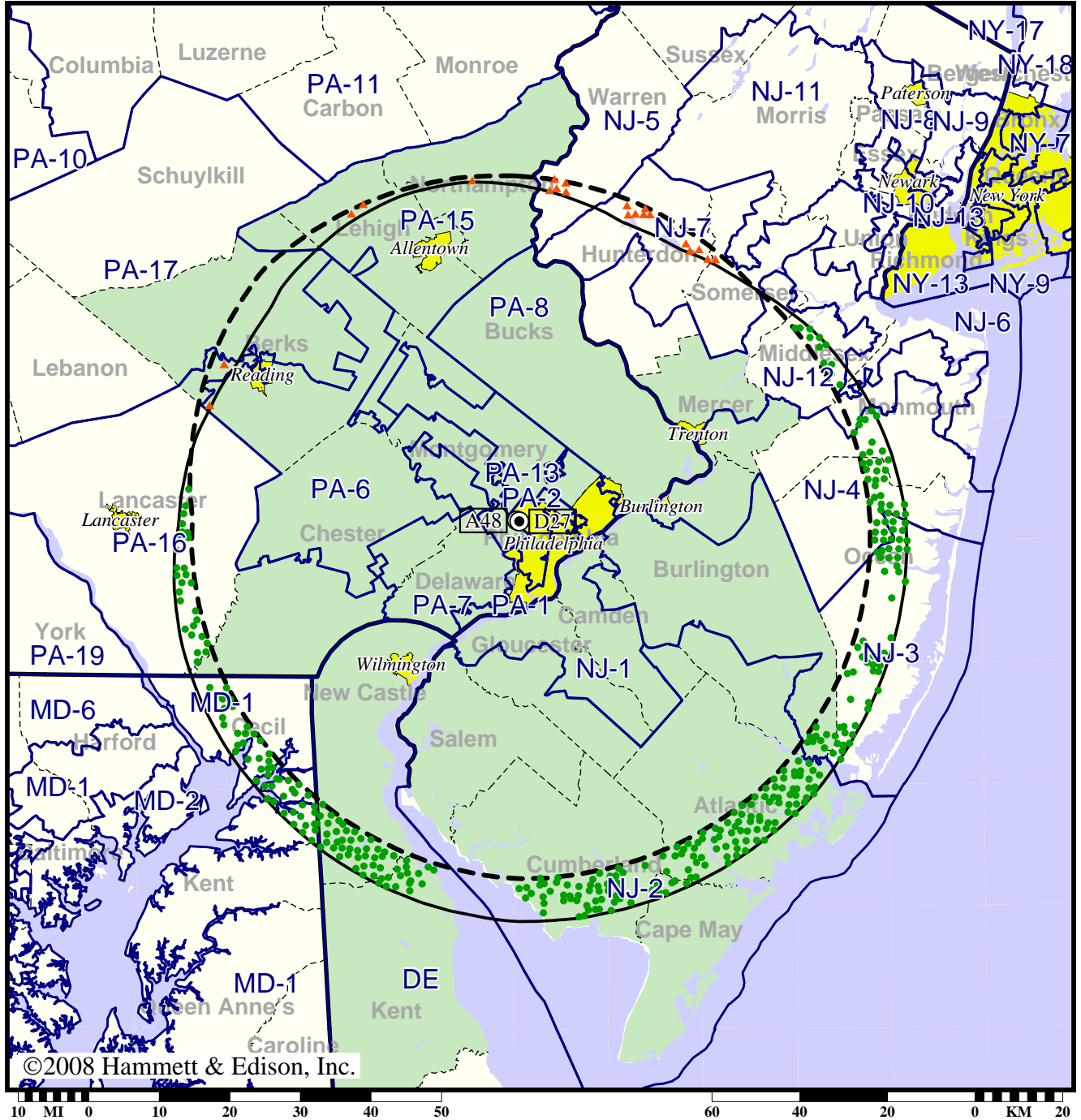


Station WGTW-TV • Analog Channel 48, DTV Channel 27 • Burlington, NJ

Expected Change In Coverage: Licensed Operation

Licensed (solid): 160 kW ERP at 354 m HAAT
vs. Analog (dashed): 2340 kW ERP at 335 m HAAT

Market: Philadelphia, PA



- Coverage gained after DTV transition
- (no symbol) No change in coverage
- ▲ Coverage lost after DTV transition

Philadelphia, PA

WGTW-TV

| | |
|---|-----------|
| Population Receiving Analog Service | 6,371,822 |
| Population Receiving Digital Service..... | 6,857,842 |

The following statistics pertain only to the area outside the analog service contour:

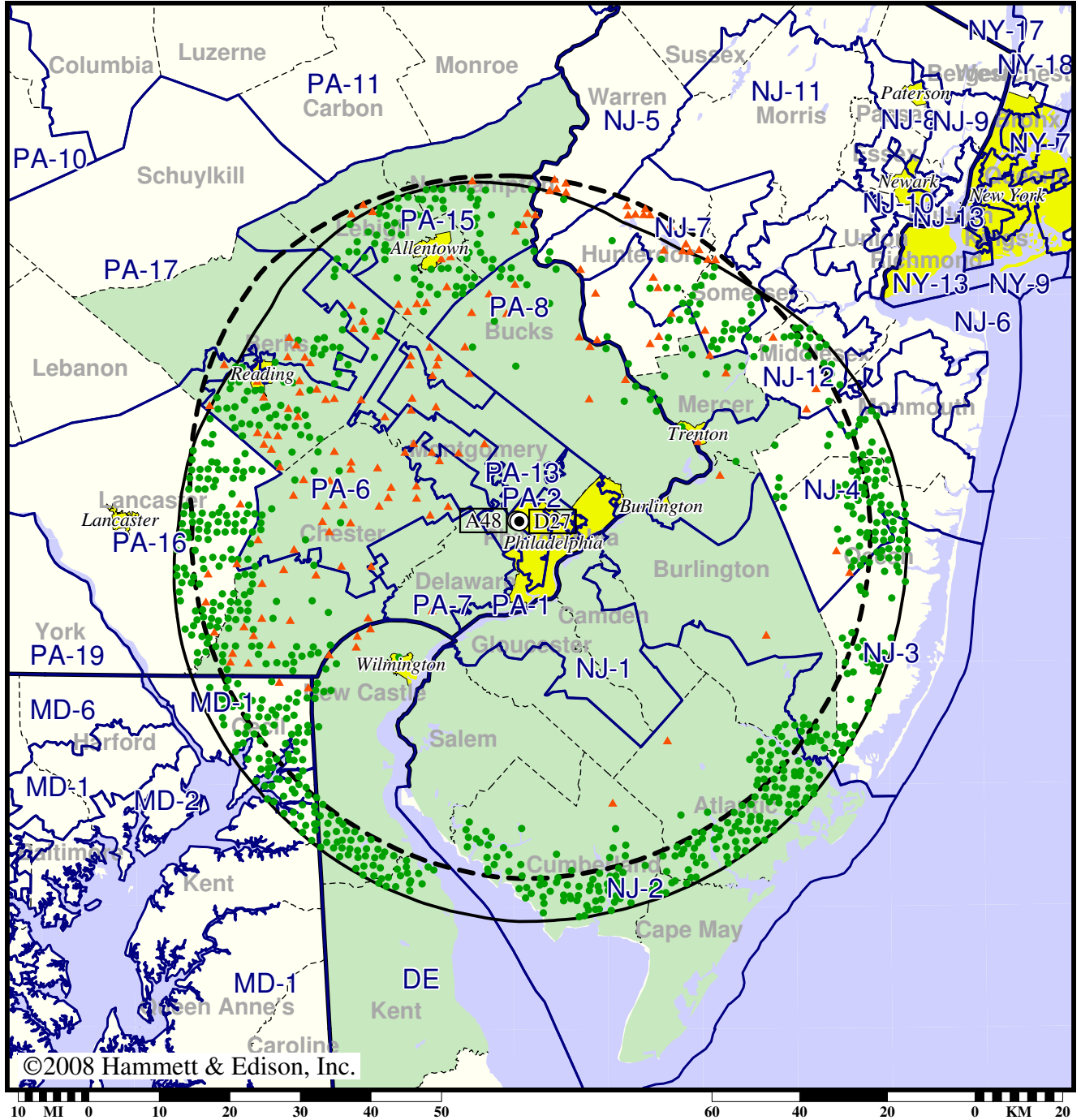
| | |
|--|---------|
| Analog Population Losing Service | 12,316 |
| Population Gaining Digital Service | 265,293 |
| Net Gain | 252,977 |

Station WGTW-TV • Analog Channel 48, DTV Channel 27 • Burlington, NJ

Expected Change In Coverage: Licensed Operation

Licensed (solid): 160 kW ERP at 354 m HAAT
vs. Analog (dashed): 2340 kW ERP at 335 m HAAT

Market: Philadelphia, PA



- Coverage gained after DTV transition
- (no symbol) No change in coverage
- ▲ Coverage lost after DTV transition

Philadelphia, PA

WGTW-TV

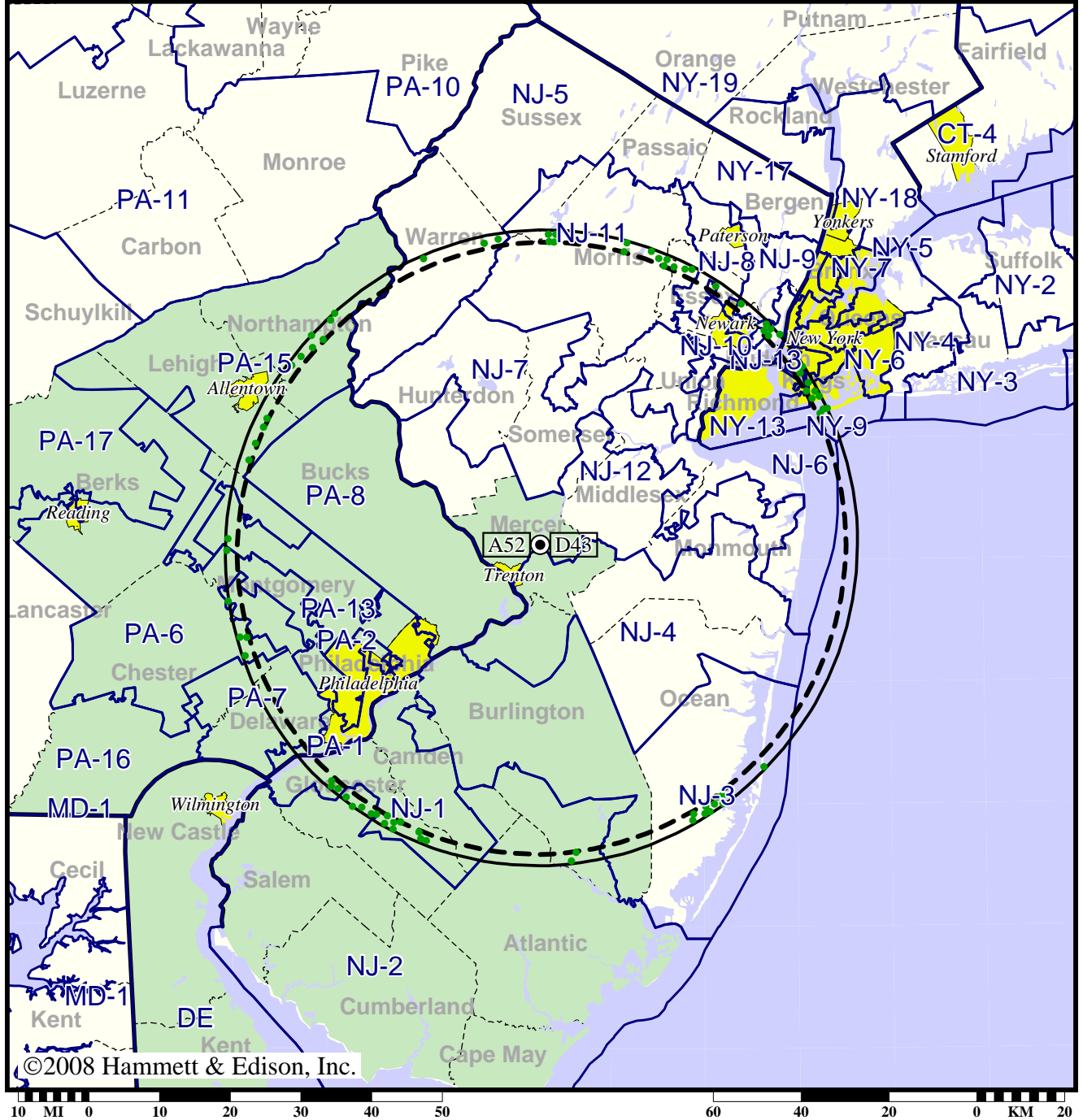
| | |
|---|-----------|
| Population Receiving Analog Service | 6,371,822 |
| Population Receiving Digital Service..... | 6,857,842 |
| Analog Population Losing Service | 128,038 |
| Population Gaining Digital Service | 614,058 |
| Net Gain | 486,020 |

TV Station WNJT • Analog Channel 52, DTV Channel 43 • Trenton, NJ

Expected Change In Coverage: Granted Construction Permit

CP (solid): 59.4 kW ERP at 266 m HAAT, Network: PBS
vs. Analog (dashed): 1950 kW ERP at 266 m HAAT, Network: PBS

Market: Philadelphia, PA



- Coverage gained after DTV transition
- (no symbol) No change in coverage

Philadelphia, PA

WNJT

| | |
|---|-----------|
| Population Receiving Analog Service | 8,096,115 |
| Population Receiving Digital Service..... | 8,666,375 |

The following statistics pertain only to the area outside the analog service contour:

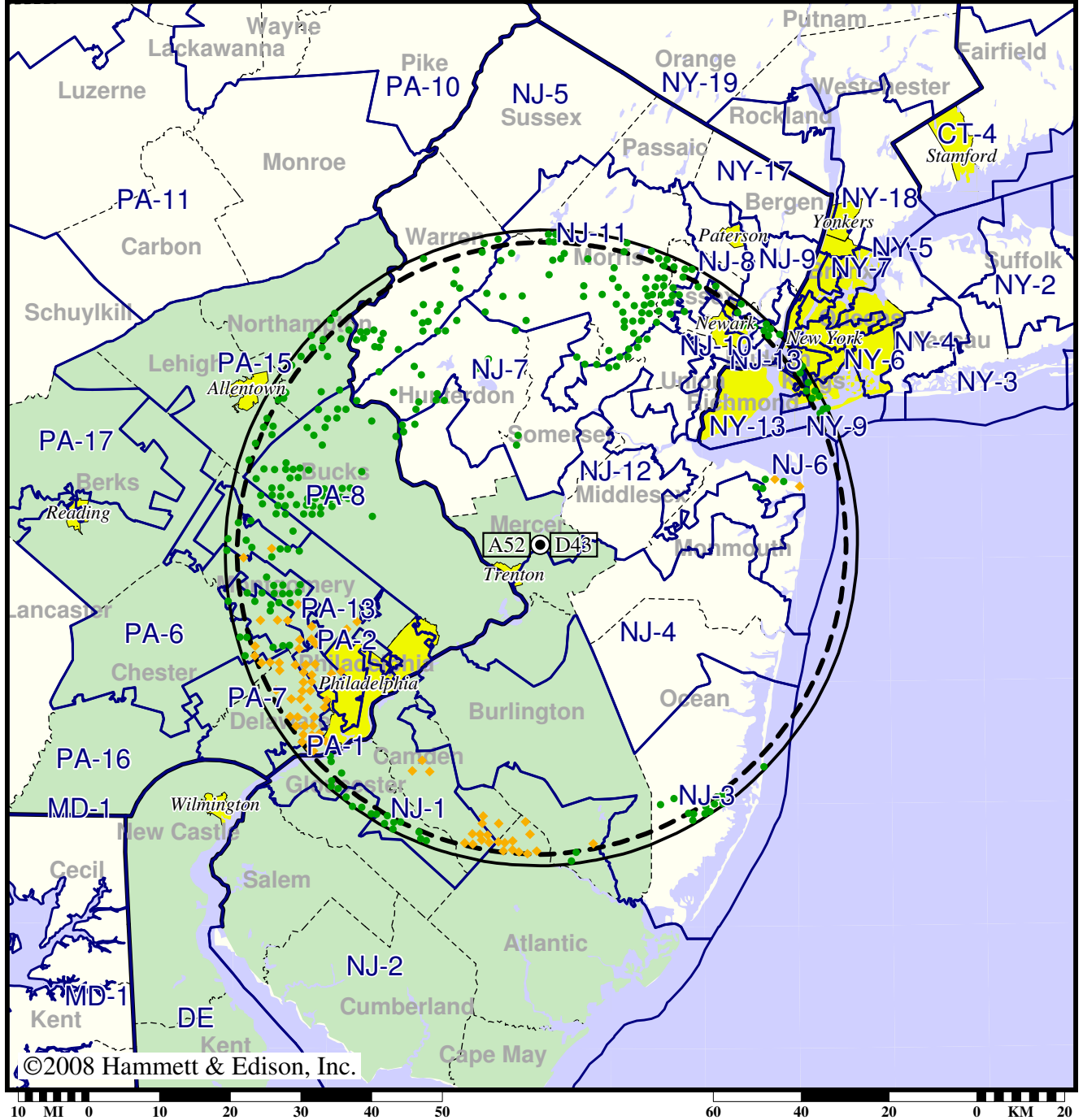
| | |
|--|---------|
| Analog Population Losing Service | 0 |
| Population Gaining Digital Service | 602,855 |
| Net Gain | 602,855 |

TV Station WNJT • Analog Channel 52, DTV Channel 43 • Trenton, NJ

Expected Change In Coverage: Granted Construction Permit

CP (solid): 59.4 kW ERP at 266 m HAAT, Network: PBS
vs. Analog (dashed): 1950 kW ERP at 266 m HAAT, Network: PBS

Market: Philadelphia, PA



©2008 Hammett & Edison, Inc.

- Coverage gained after DTV transition
- (no symbol) No change in coverage
- ◆ Coverage lost but still served by same network

Philadelphia, PA

WNJT

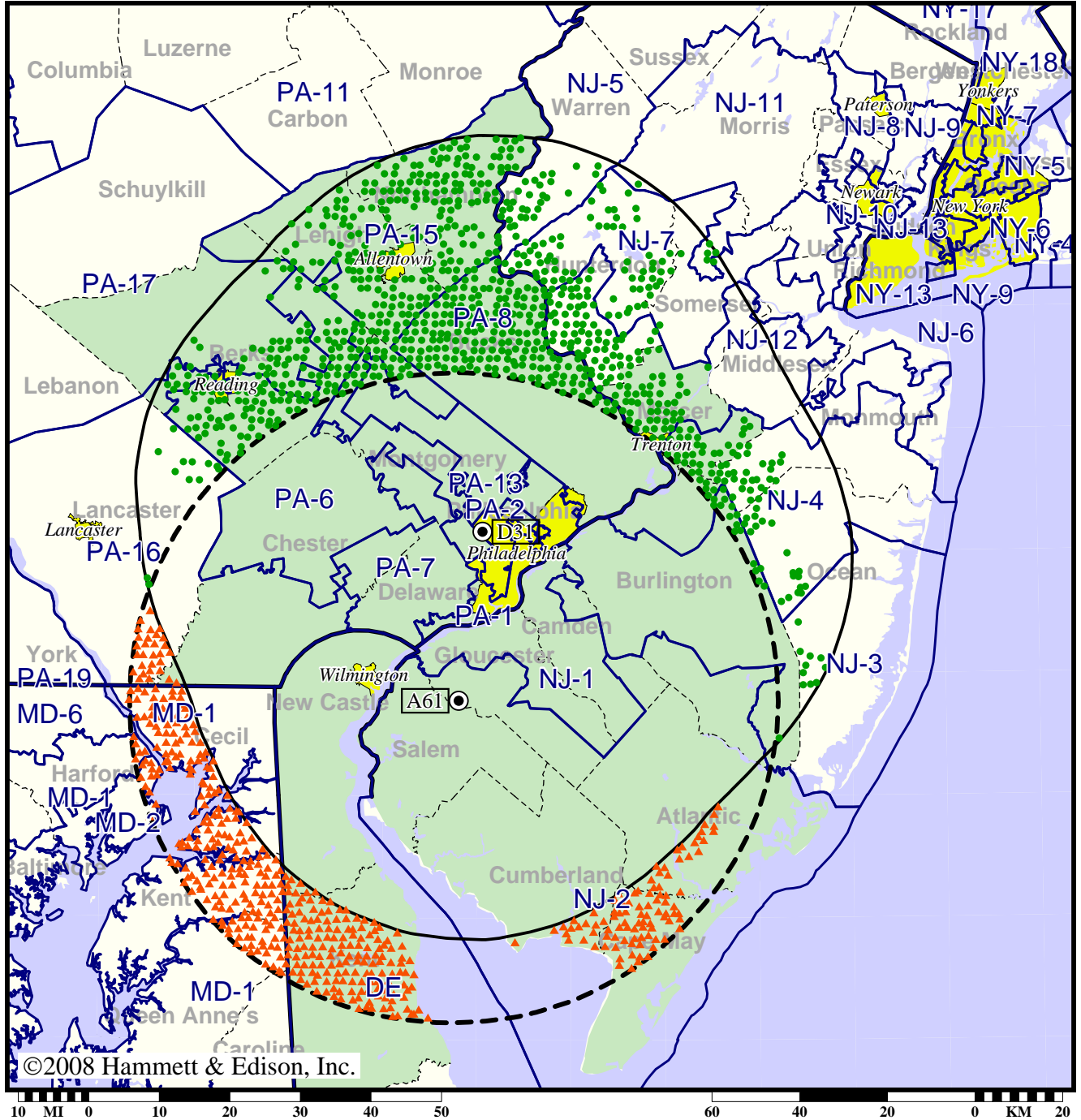
| | |
|---|-----------|
| Population Receiving Analog Service | 8,096,115 |
| Population Receiving Digital Service..... | 8,666,375 |
| Analog Population Losing Service | 347,730 |
| Population Gaining Digital Service | 917,990 |
| Net Gain | 570,260 |

TV Station WPPX • Analog Channel 61, DTV Channel 31 • Wilmington, DE

Expected Change In Coverage: Licensed Operation

Licensed (solid): 200 kW ERP at 374 m HAAT
vs. Analog (dashed): 3020 kW ERP at 292 m HAAT

Market: Philadelphia, PA



- Coverage gained after DTV transition
- (no symbol) No change in coverage
- ▲ Coverage lost after DTV transition

Philadelphia, PA

WPPX

| | |
|---|-----------|
| Population Receiving Analog Service | 5,152,992 |
| Population Receiving Digital Service..... | 6,652,968 |

The following statistics pertain only to the area outside the analog service contour:

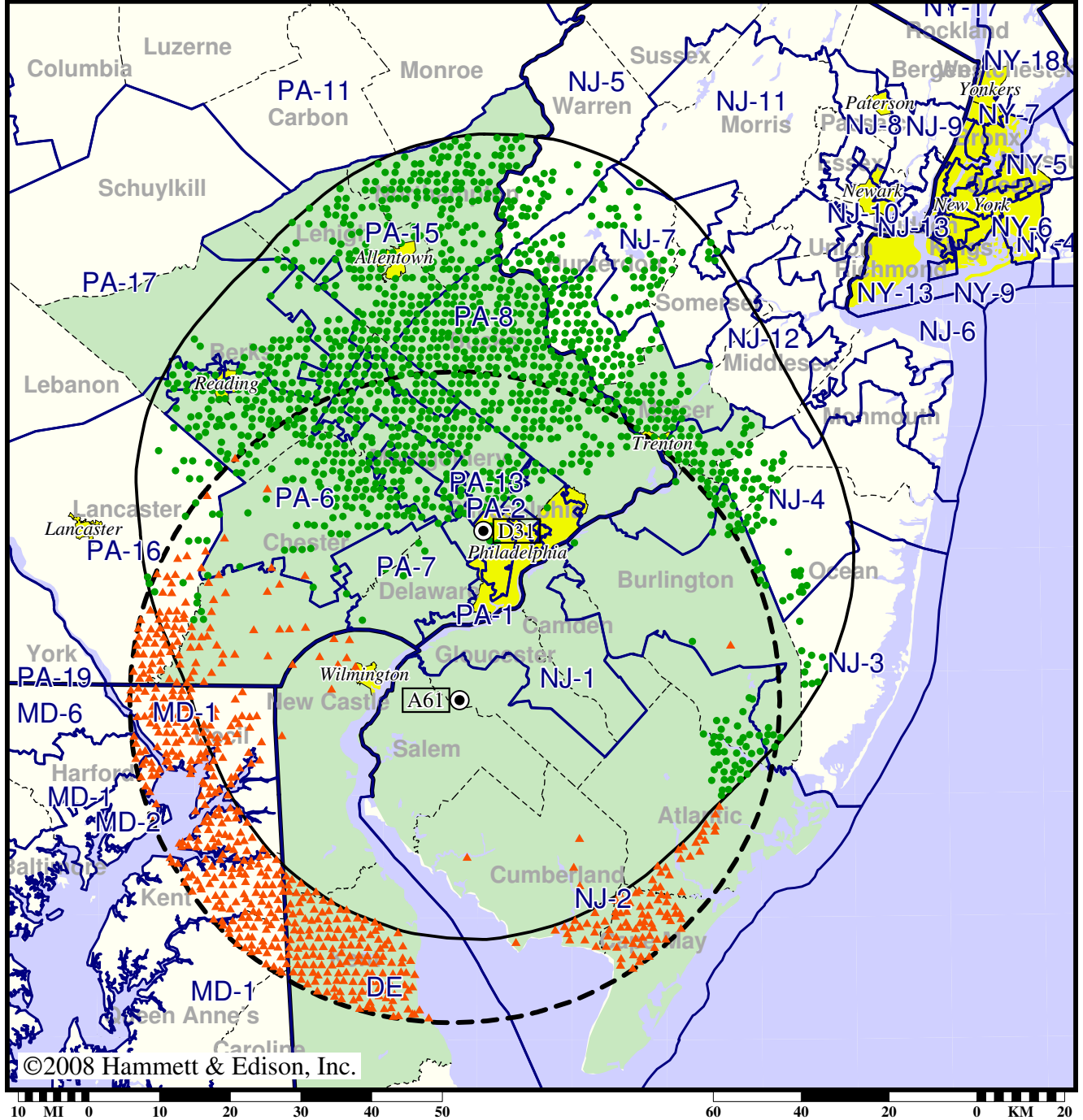
| | |
|--|---------|
| Analog Population Losing Service | 165,319 |
| Population Gaining Digital Service | 947,146 |
| Net Gain | 781,827 |

TV Station WPPX • Analog Channel 61, DTV Channel 31 • Wilmington, DE

Expected Change In Coverage: Licensed Operation

Licensed (solid): 200 kW ERP at 374 m HAAT
vs. Analog (dashed): 3020 kW ERP at 292 m HAAT

Market: Philadelphia, PA



- Coverage gained after DTV transition
- (no symbol) No change in coverage
- ▲ Coverage lost after DTV transition

Philadelphia, PA

WPPX

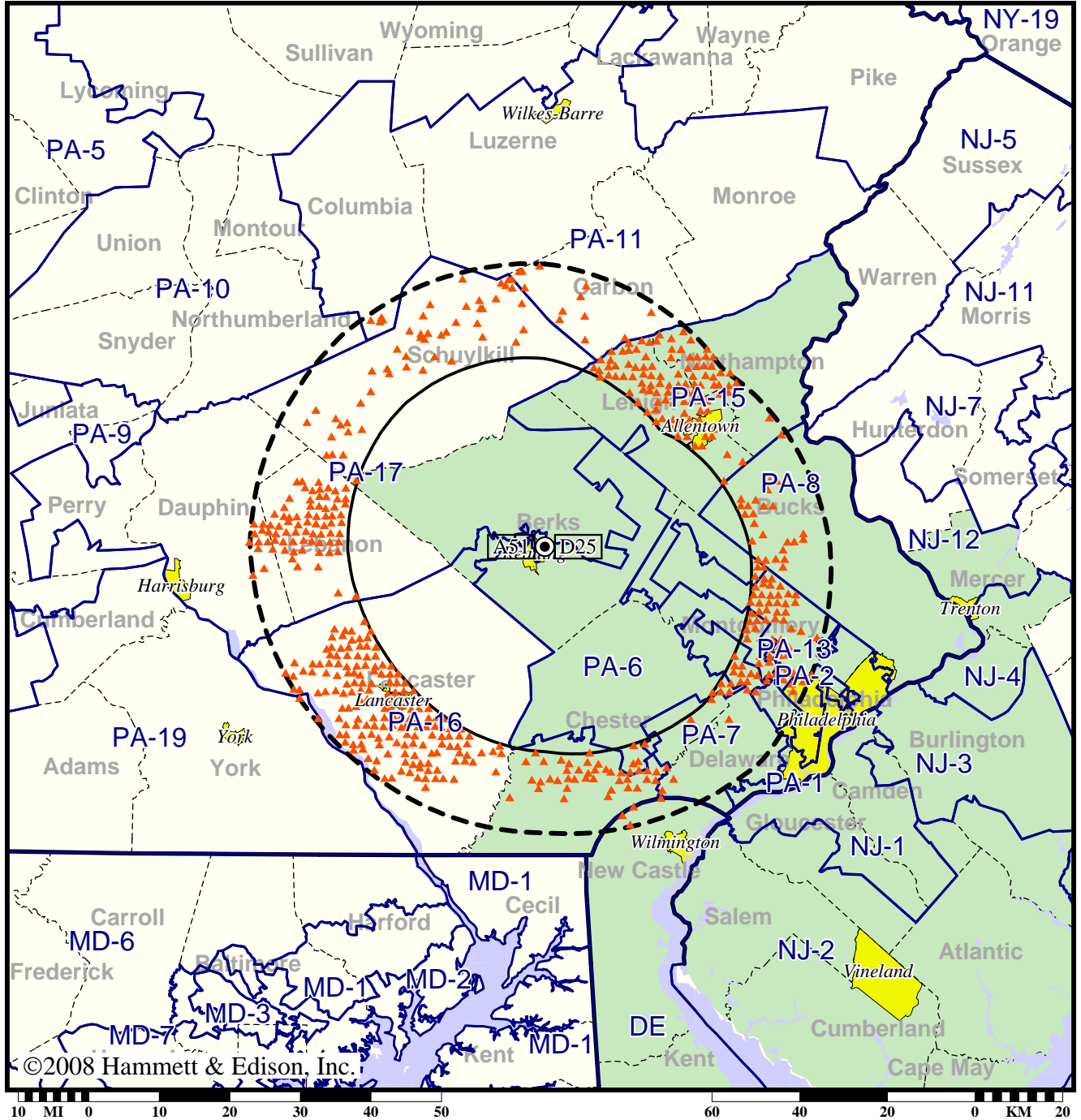
| | |
|---|-----------|
| Population Receiving Analog Service | 5,152,992 |
| Population Receiving Digital Service..... | 6,652,968 |
| Analog Population Losing Service | 220,581 |
| Population Gaining Digital Service | 1,720,557 |
| Net Gain | 1,499,976 |

TV Station WTVE • Analog Channel 51, DTV Channel 25 • Reading, PA

Expected Change In Coverage: Licensed Operation

Licensed (solid): 0.630 kW ERP at 219 m HAAT
vs. Analog (dashed): 1450 kW ERP at 229 m HAAT

Market: Philadelphia, PA



- (no symbol) No change in coverage
- ▲ Coverage lost after DTV transition

Philadelphia, PA

WTVE

Population Receiving Analog Service 1,698,267
Population Receiving Digital Service..... 645,007

The following statistics pertain only to the area outside
the analog service contour:

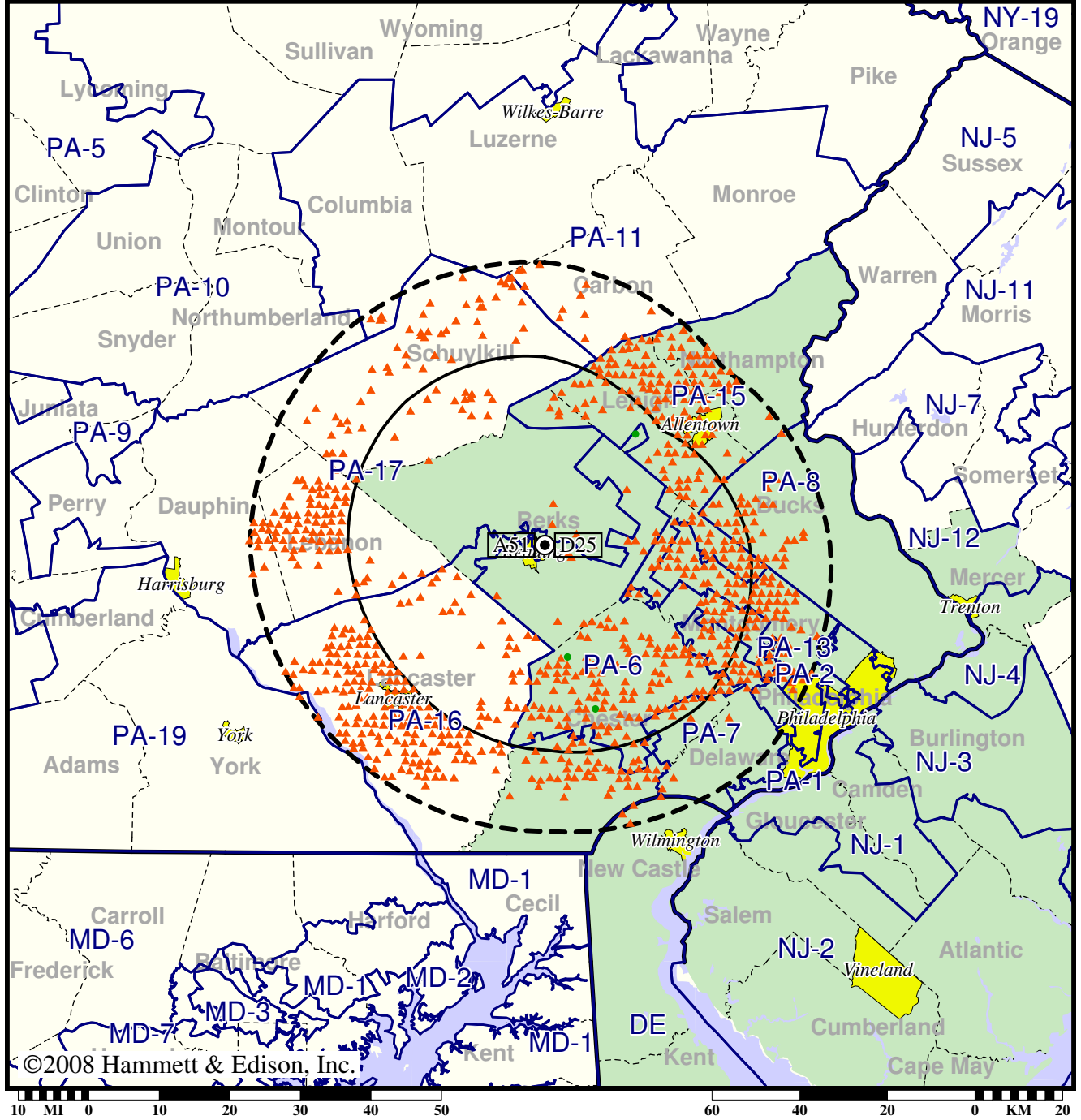
Analog Population Losing Service 742,344
Population Gaining Digital Service 0
Net Gain -742,344

TV Station WTVE • Analog Channel 51, DTV Channel 25 • Reading, PA

Expected Change In Coverage: Licensed Operation

Licensed (solid): 0.630 kW ERP at 219 m HAAT
vs. Analog (dashed): 1450 kW ERP at 229 m HAAT

Market: Philadelphia, PA



- Coverage gained after DTV transition
- (no symbol) No change in coverage
- ▲ Coverage lost after DTV transition

Philadelphia, PA

WTVE

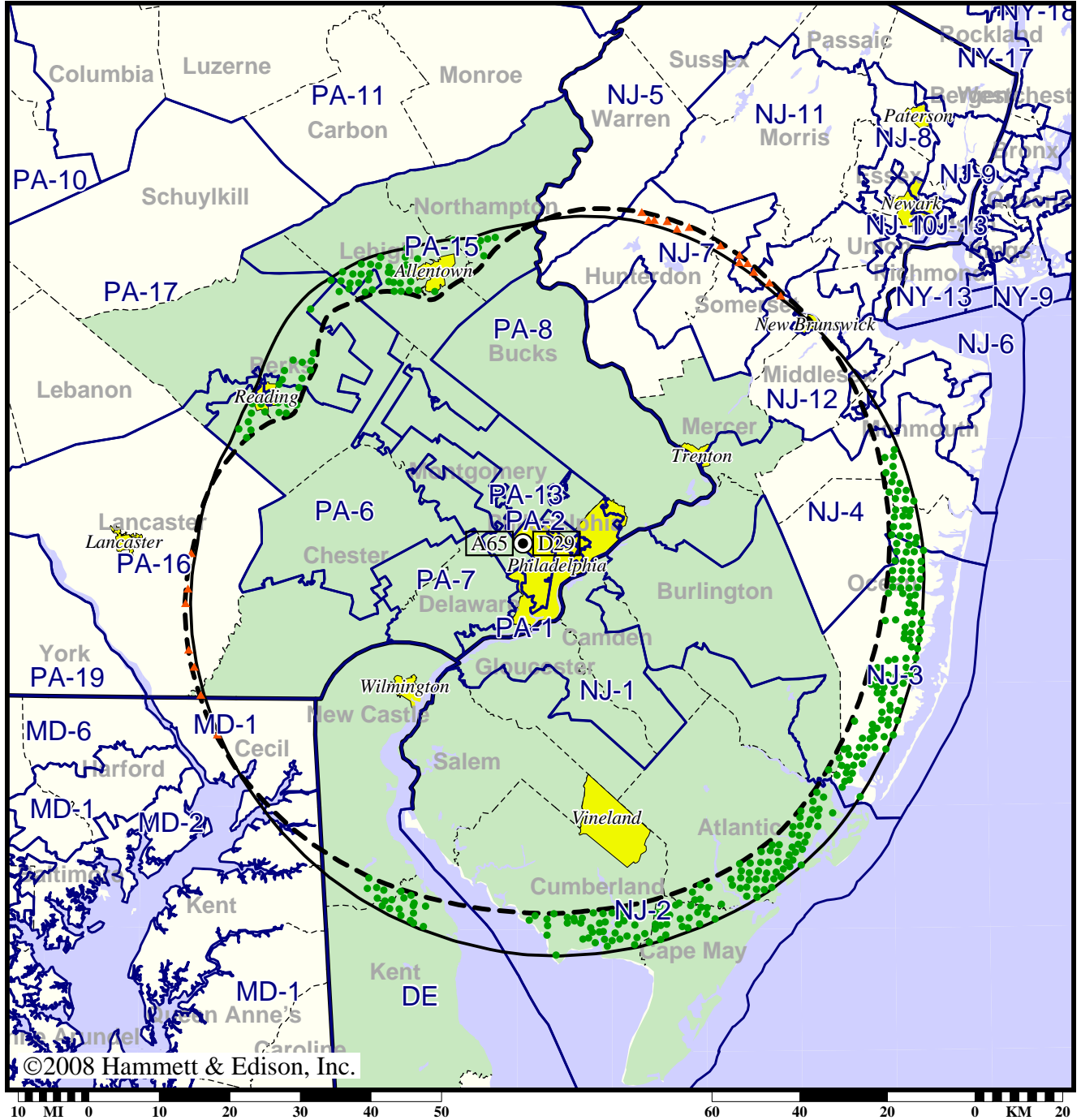
| | |
|---|------------|
| Population Receiving Analog Service | 1,698,267 |
| Population Receiving Digital Service..... | 645,007 |
| Analog Population Losing Service | 1,054,728 |
| Population Gaining Digital Service | 1,468 |
| Net Gain | -1,053,260 |

Station WUVP-TV • Analog Channel 65, DTV Channel 29 • Vineland, NJ

Expected Change In Coverage: Granted Construction Permit

CP (solid): 290 kW ERP at 367 m HAAT
vs. Analog (dashed): 4070 kW ERP at 396 m HAAT

Market: Philadelphia, PA



©2008 Hammett & Edison, Inc.

10 MI 0 10 20 30 40 50 60 40 20 0 KM 20

- Coverage gained after DTV transition
- (no symbol) No change in coverage
- ▲ Coverage lost after DTV transition

Philadelphia, PA

WUVP-TV

Population Receiving Analog Service6,690,570
Population Receiving Digital Service..... 7,103,920

The following statistics pertain only to the area outside
the analog service contour:

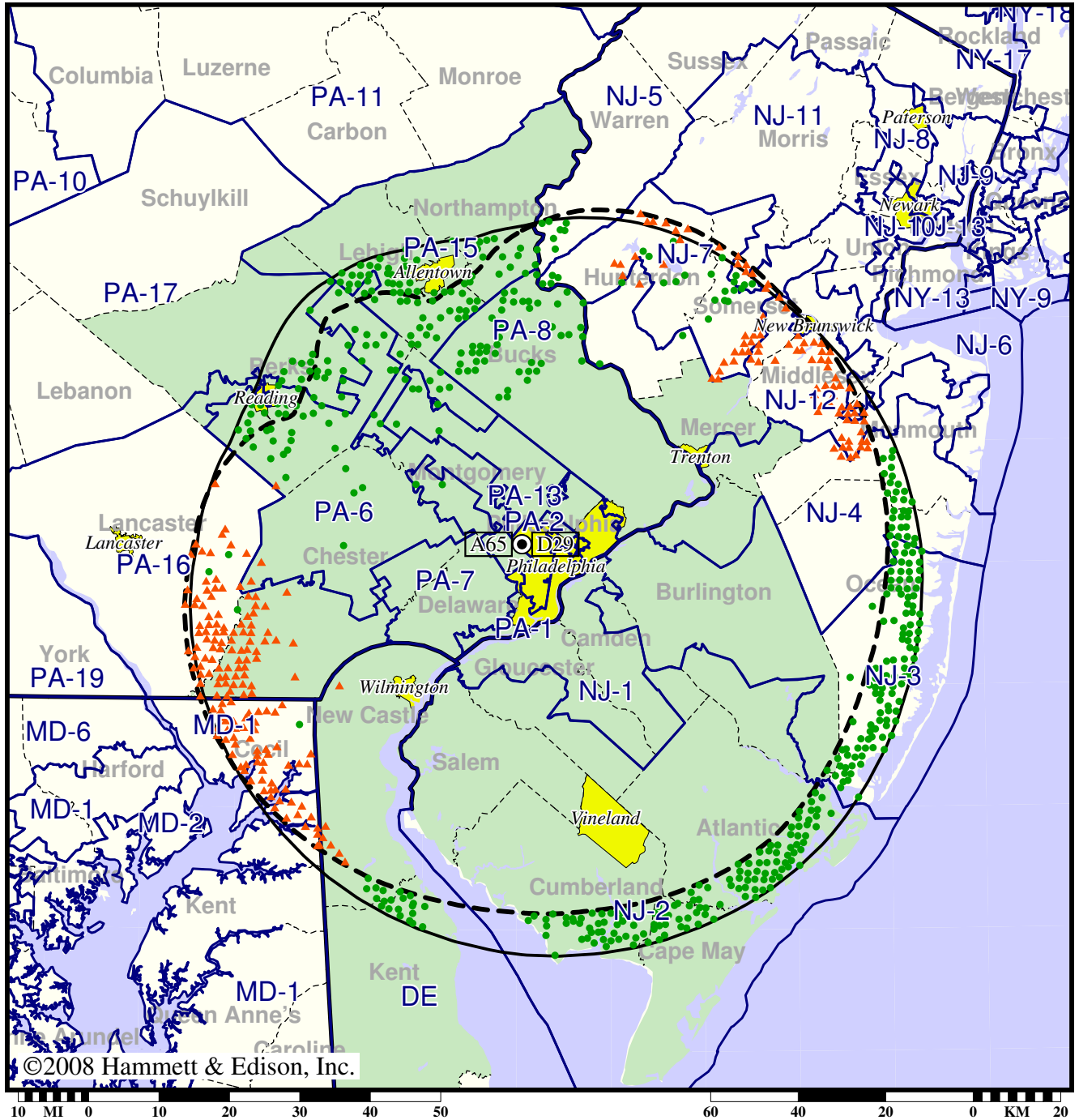
Analog Population Losing Service 14,757
Population Gaining Digital Service484,631
Net Gain469,874

Station WUVP-TV • Analog Channel 65, DTV Channel 29 • Vineland, NJ

Expected Change In Coverage: Granted Construction Permit

CP (solid): 290 kW ERP at 367 m HAAT
vs. Analog (dashed): 4070 kW ERP at 396 m HAAT

Market: Philadelphia, PA



©2008 Hammett & Edison, Inc.

- Coverage gained after DTV transition
- (no symbol) No change in coverage
- ▲ Coverage lost after DTV transition

Philadelphia, PA

WUVP-TV

| | |
|---|-----------|
| Population Receiving Analog Service | 6,690,570 |
| Population Receiving Digital Service..... | 7,103,920 |
| Analog Population Losing Service | 199,624 |
| Population Gaining Digital Service | 612,974 |
| Net Gain | 413,350 |