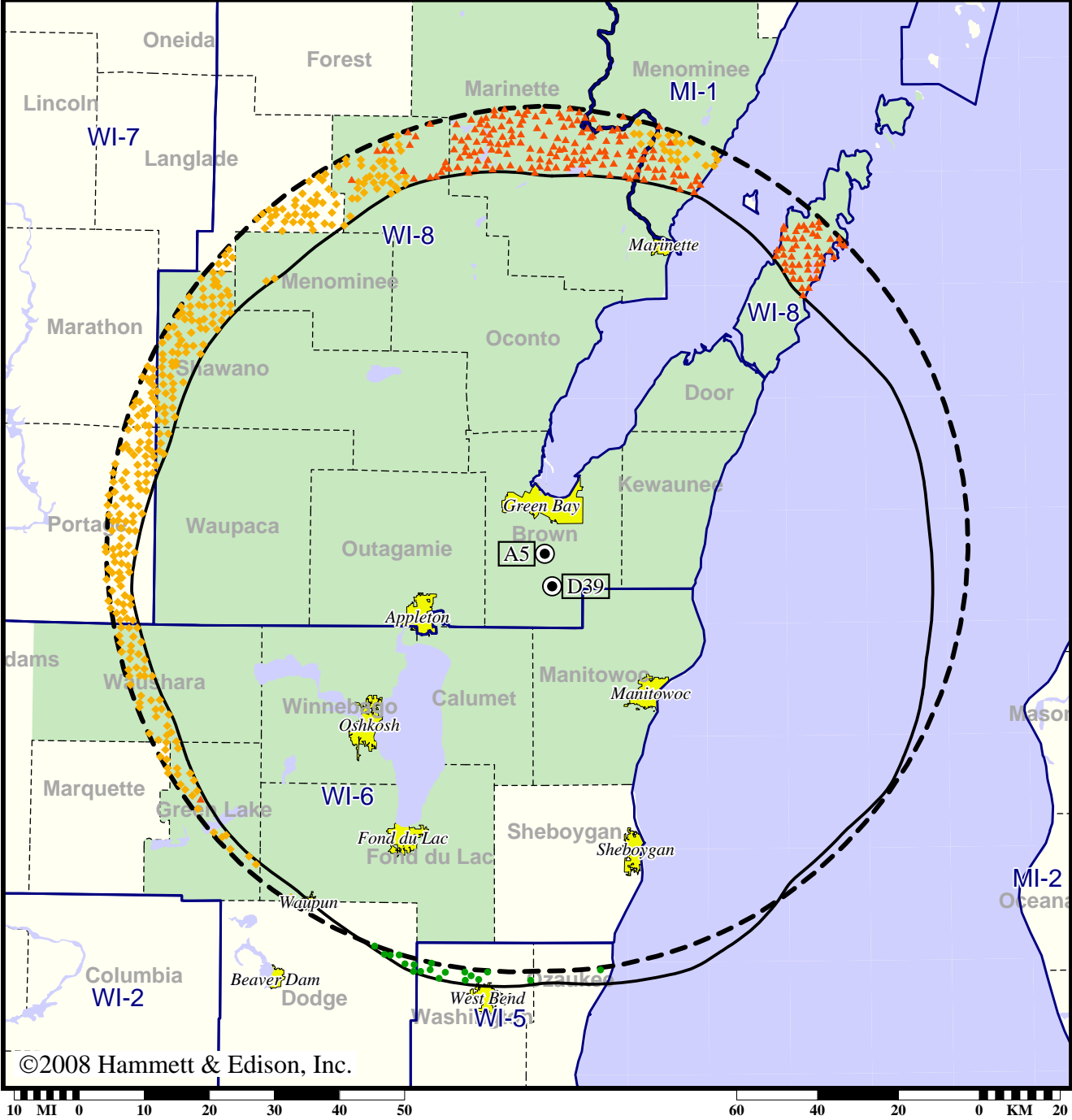


Station WFRV-TV • Analog Channel 5, DTV Channel 39 • Green Bay, WI

Expected Change In Coverage: Licensed Operation

Licensed (solid): 1000 kW ERP at 364 m HAAT, Network: CBS
 vs. Analog (dashed): 100 kW ERP at 341 m HAAT, Network: CBS

Market: Green Bay-Appleton, WI



©2008 Hammett & Edison, Inc.

- Coverage gained after DTV transition
- (no symbol) No change in coverage
- ◆ Coverage lost but still served by same network
- ▲ Coverage lost and no other service by same network

Green Bay-Appleton, WI

WFRV-TV

Population Receiving Analog Service 1,089,772
Population Receiving Digital Service..... 1,112,731

The following statistics pertain only to the area outside
the analog service contour:

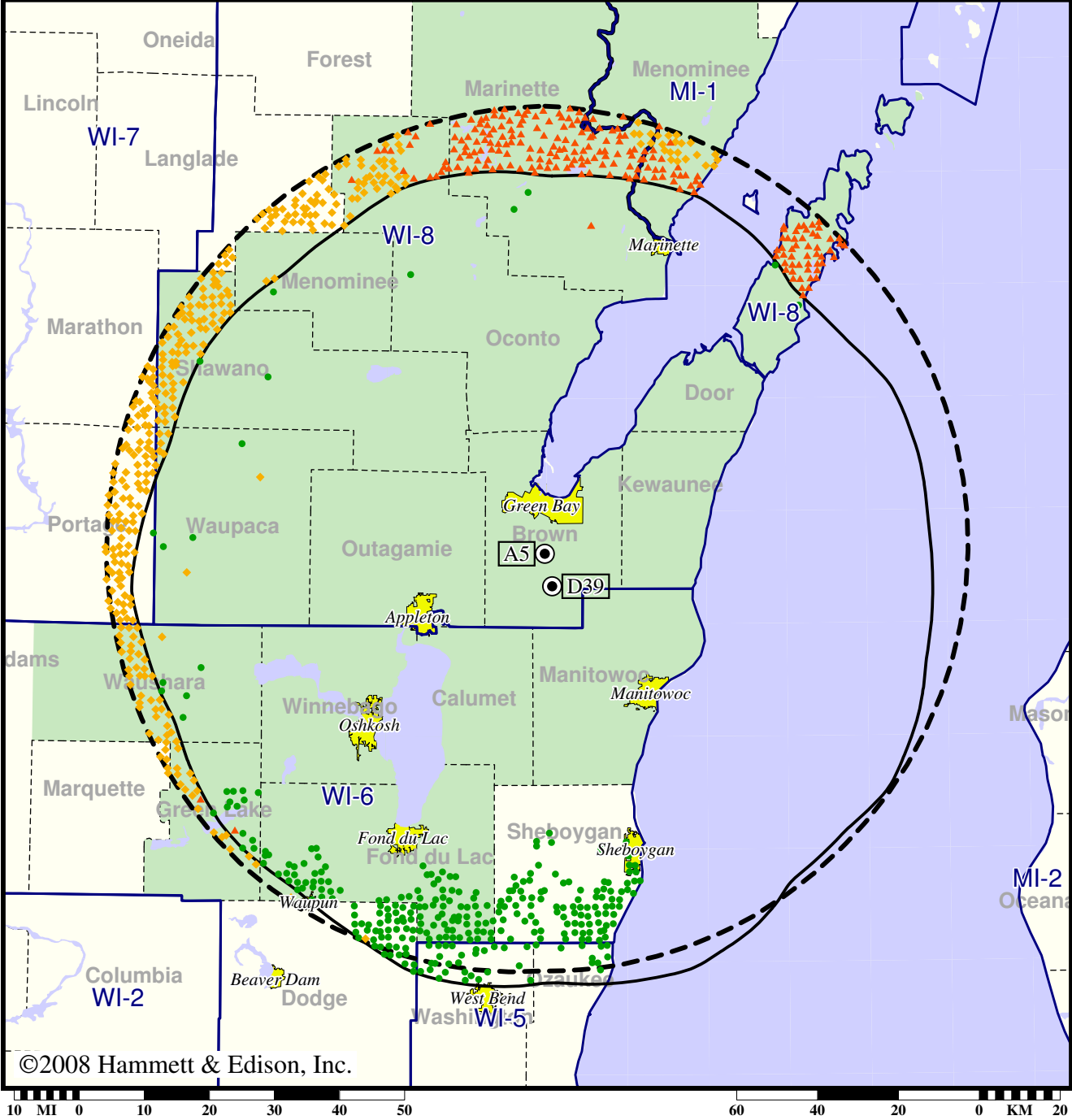
Analog Population Losing Service 27,070
Population Gaining Digital Service 2,639
Net Gain -24,431

Station WFRV-TV • Analog Channel 5, DTV Channel 39 • Green Bay, WI

Expected Change In Coverage: Licensed Operation

Licensed (solid): 1000 kW ERP at 364 m HAAT, Network: CBS
 vs. Analog (dashed): 100 kW ERP at 341 m HAAT, Network: CBS

Market: Green Bay-Appleton, WI



©2008 Hammett & Edison, Inc.

- Coverage gained after DTV transition
- (no symbol) No change in coverage
- ◆ Coverage lost but still served by same network
- ▲ Coverage lost and no other service by same network

Green Bay-Appleton, WI

WFRV-TV

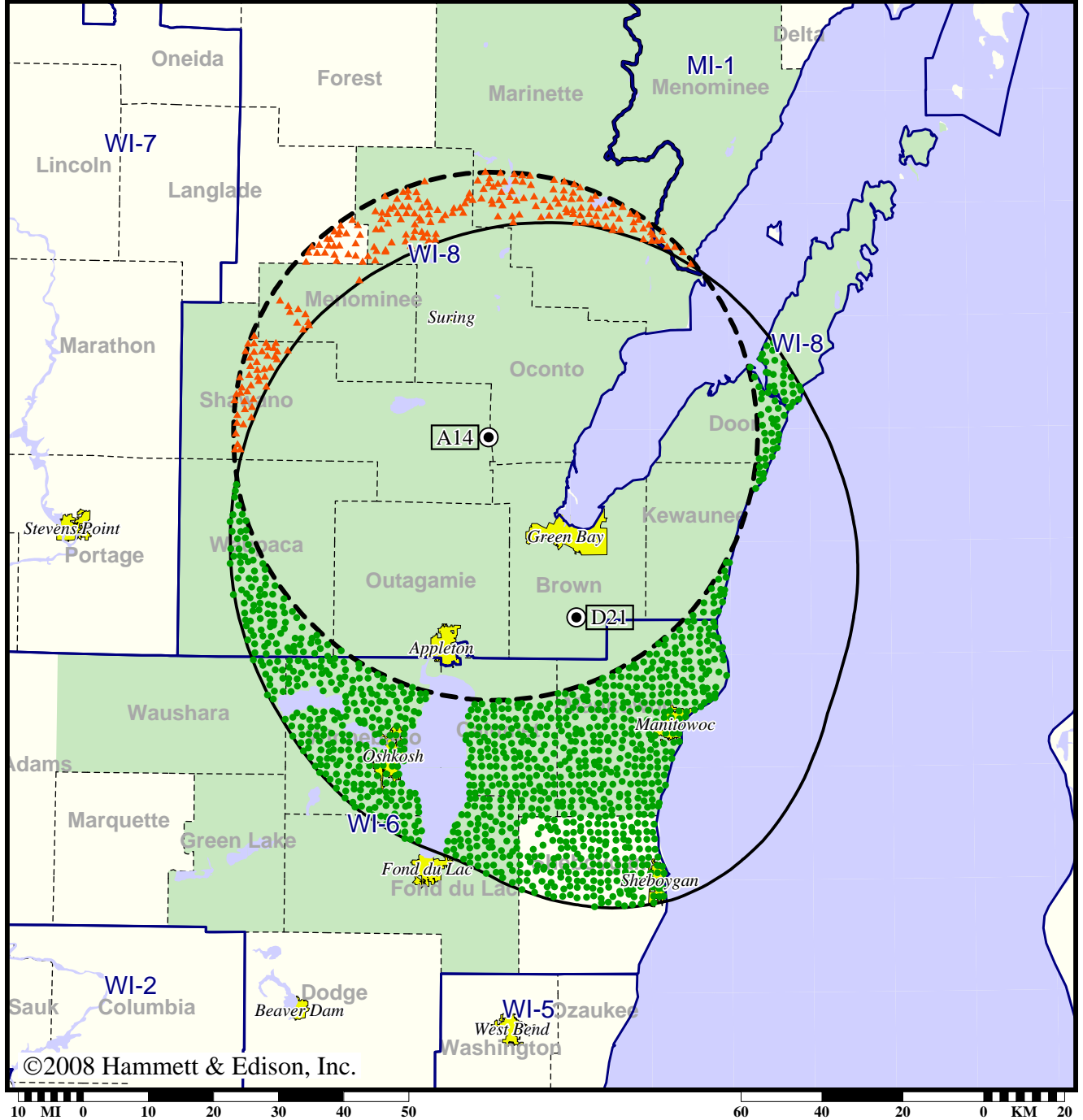
Population Receiving Analog Service	1,089,772
Population Receiving Digital Service.....	1,112,731
Analog Population Losing Service	27,586
Population Gaining Digital Service	50,545
Net Gain	22,959

TV Station WIWB • Analog Channel 14, DTV Channel 21 • Suring, WI

Expected Change In Coverage: Licensed Operation

Licensed (solid): 450 kW ERP at 332 m HAAT
vs. Analog (dashed): 1000 kW ERP at 201 m HAAT

Market: Green Bay-Appleton, WI



- Coverage gained after DTV transition
- (no symbol) No change in coverage
- ▲ Coverage lost after DTV transition

Green Bay-Appleton, WI

WIWB

Population Receiving Analog Service	618,147
Population Receiving Digital Service.....	936,353

The following statistics pertain only to the area outside the analog service contour:

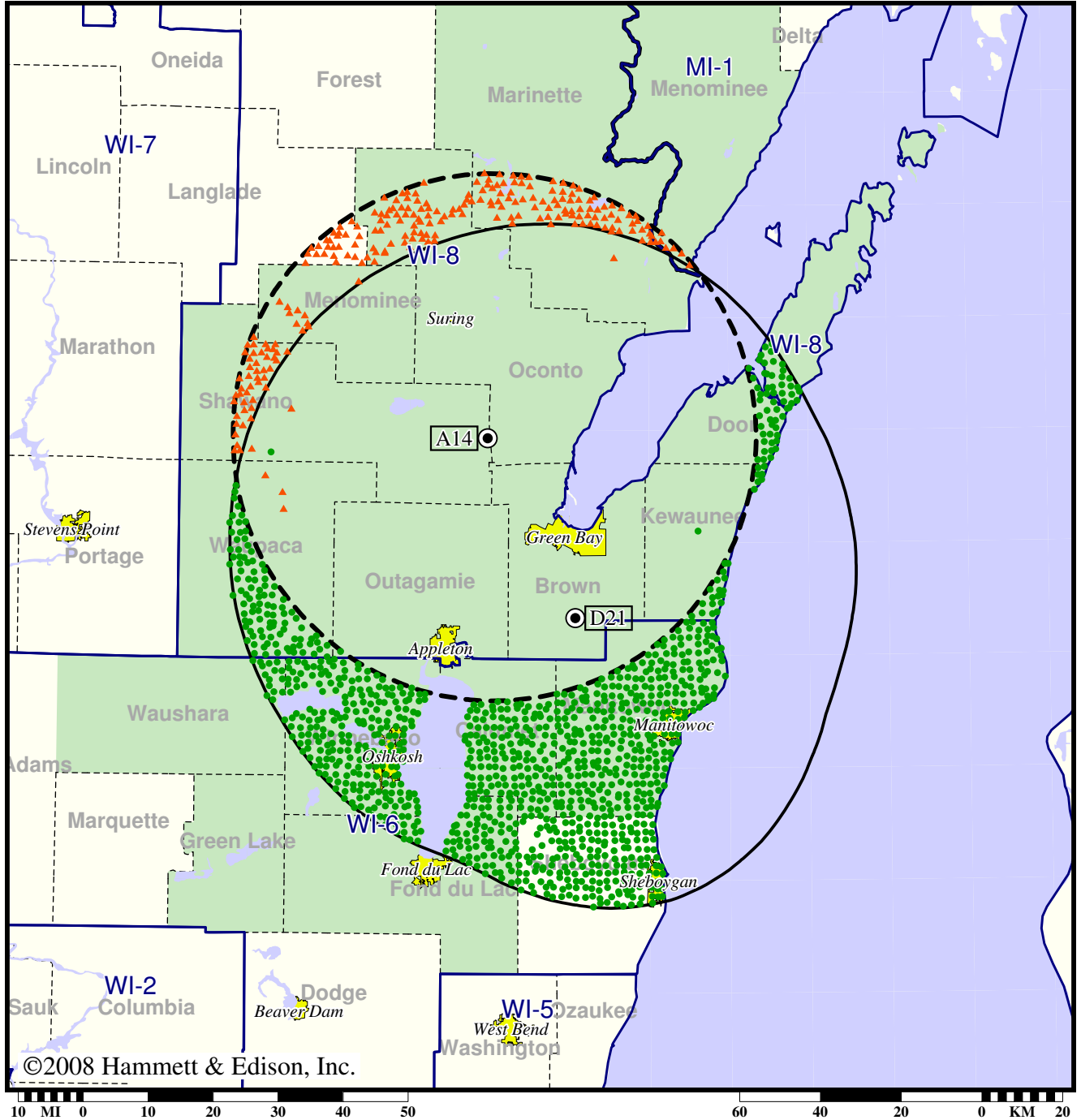
Analog Population Losing Service	14,283
Population Gaining Digital Service	332,586
Net Gain	318,303

TV Station WIWB • Analog Channel 14, DTV Channel 21 • Suring, WI

Expected Change In Coverage: Licensed Operation

Licensed (solid): 450 kW ERP at 332 m HAAT
vs. Analog (dashed): 1000 kW ERP at 201 m HAAT

Market: Green Bay-Appleton, WI



- Coverage gained after DTV transition
- (no symbol) No change in coverage
- ▲ Coverage lost after DTV transition

Green Bay-Appleton, WI

WIWB

Population Receiving Analog Service	618,147
Population Receiving Digital Service.....	936,353
Analog Population Losing Service	14,503
Population Gaining Digital Service	332,709
Net Gain	318,206