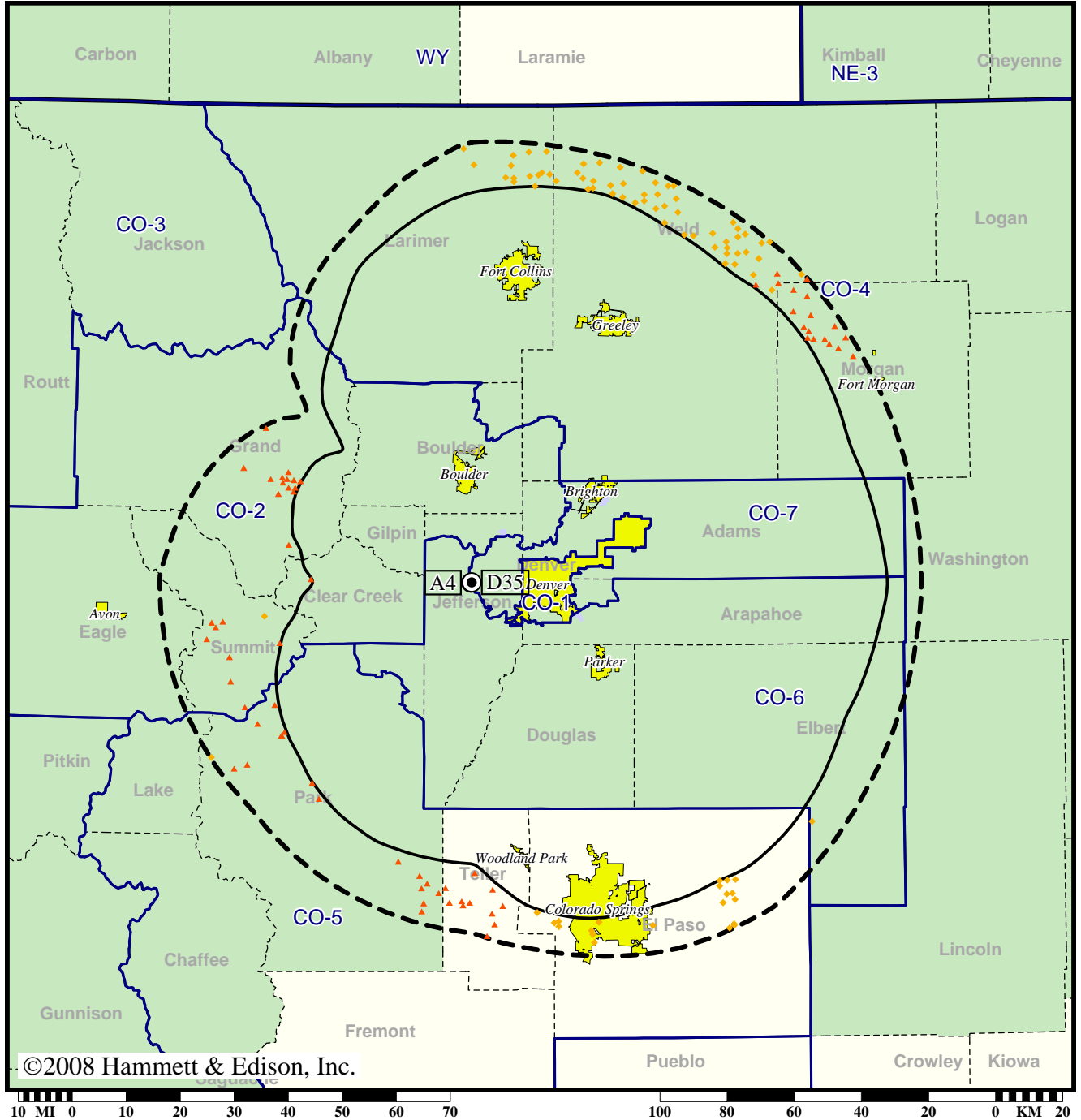


Station KCNC-TV • Analog Channel 4, DTV Channel 35 • Denver, CO

Expected Change In Coverage: Granted Construction Permit

CP (solid): 1000 kW ERP at 374 m HAAT, Network: CBS
 vs. Analog (dashed): 100 kW ERP at 451 m HAAT, Network: CBS

Market: Denver, CO



©2008 Hammett & Edison, Inc.

- (no symbol) No change in coverage
- ◆ Coverage lost but still served by same network
- ▲ Coverage lost and no other service by same network

Denver, CO

KCNC-TV

Population Receiving Analog Service3,026,795
Population Receiving Digital Service.....2,917,873

The following statistics pertain only to the area outside
the analog service contour:

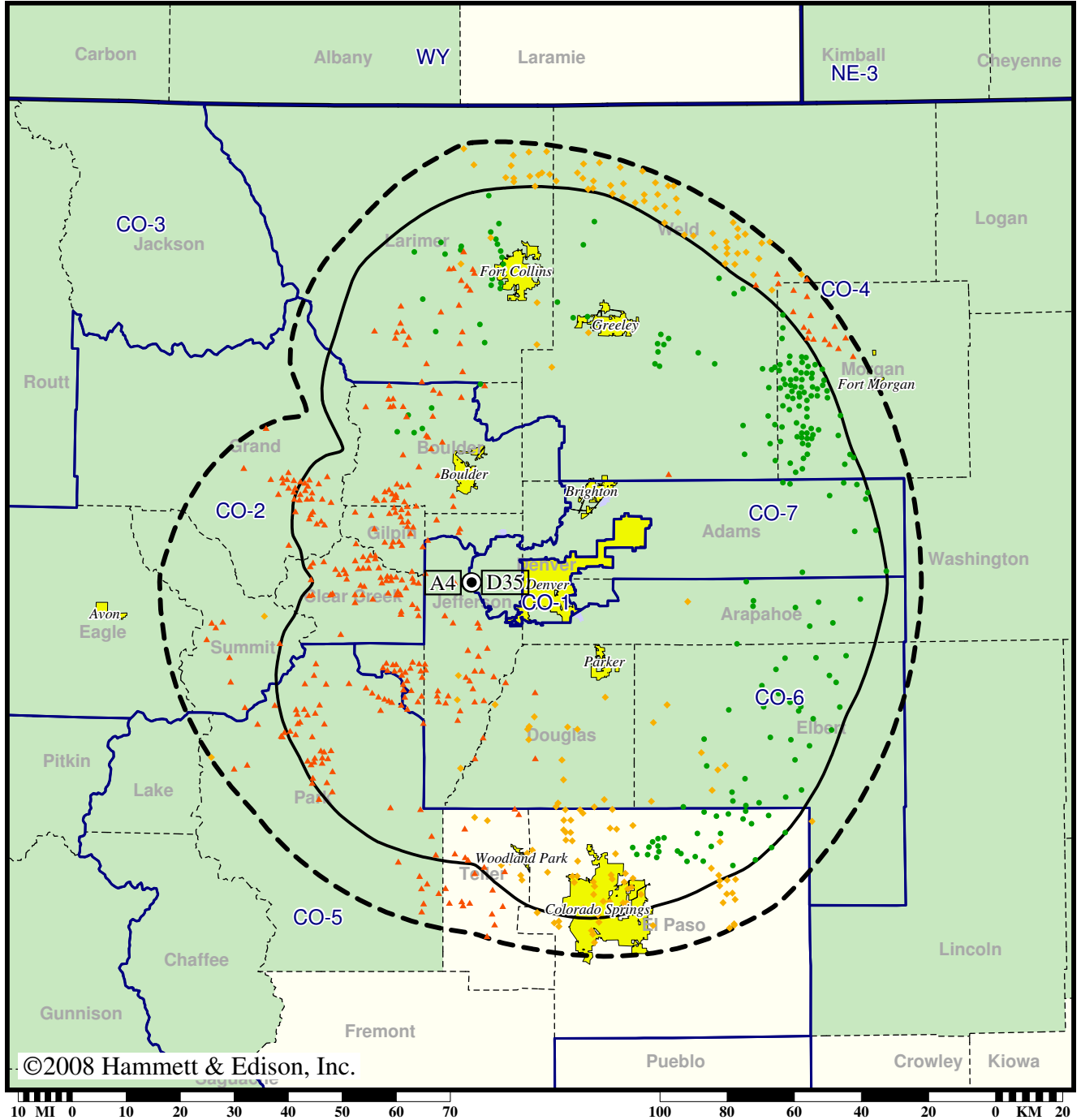
Analog Population Losing Service31,027
Population Gaining Digital Service0
Net Gain-31,027

Station KCNC-TV • Analog Channel 4, DTV Channel 35 • Denver, CO

Expected Change In Coverage: Granted Construction Permit

CP (solid): 1000 kW ERP at 374 m HAAT, Network: CBS
 vs. Analog (dashed): 100 kW ERP at 451 m HAAT, Network: CBS

Market: Denver, CO



©2008 Hammett & Edison, Inc.

10 MI 0 10 20 30 40 50 60 70 100 80 60 40 20 0 KM 20

- Coverage gained after DTV transition
- (no symbol) No change in coverage
- ◆ Coverage lost but still served by same network
- ▲ Coverage lost and no other service by same network

Denver, CO

KCNC-TV

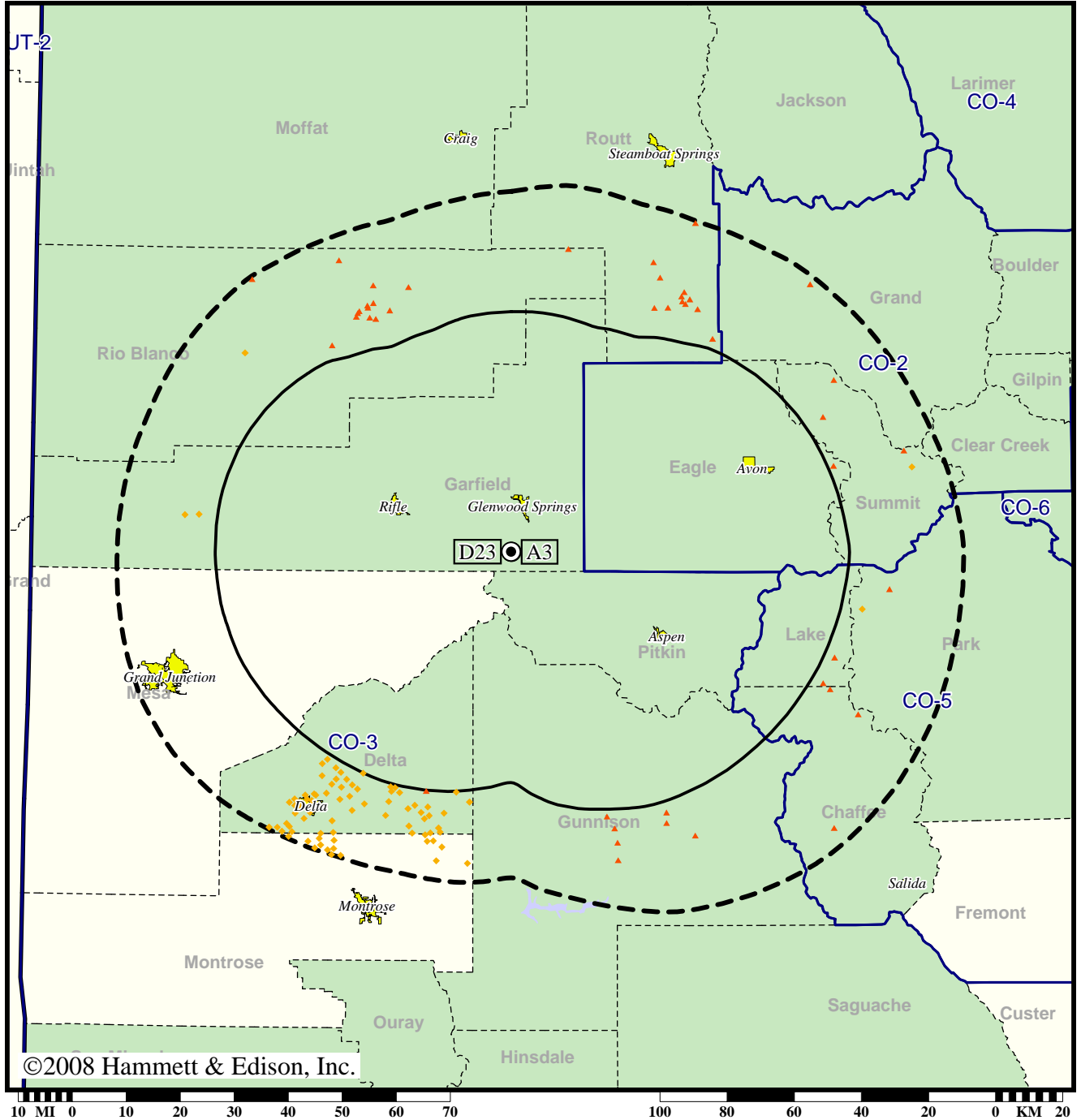
Population Receiving Analog Service	3,026,795
Population Receiving Digital Service.....	2,917,873
Analog Population Losing Service	137,557
Population Gaining Digital Service	28,635
Net Gain	-108,922

Station KREG-TV • Analog Channel 3, DTV Channel 23 • Glenwood Springs, CO

Expected Change In Coverage: Post-Transition Appendix B Facility

Appendix B (solid): 16.1 kW ERP at 771 m HAAT, Network: CBS
vs. Analog (dashed): 67.6 kW ERP at 771 m HAAT, Network: CBS

Market: Denver, CO



©2008 Hammett & Edison, Inc.

- (no symbol) No change in coverage
- ◆ Coverage lost but still served by same network
- ▲ Coverage lost and no other service by same network

Denver, CO

KREG-TV

Population Receiving Analog Service	111,402
Population Receiving Digital Service.....	52,023

The following statistics pertain only to the area outside the analog service contour:

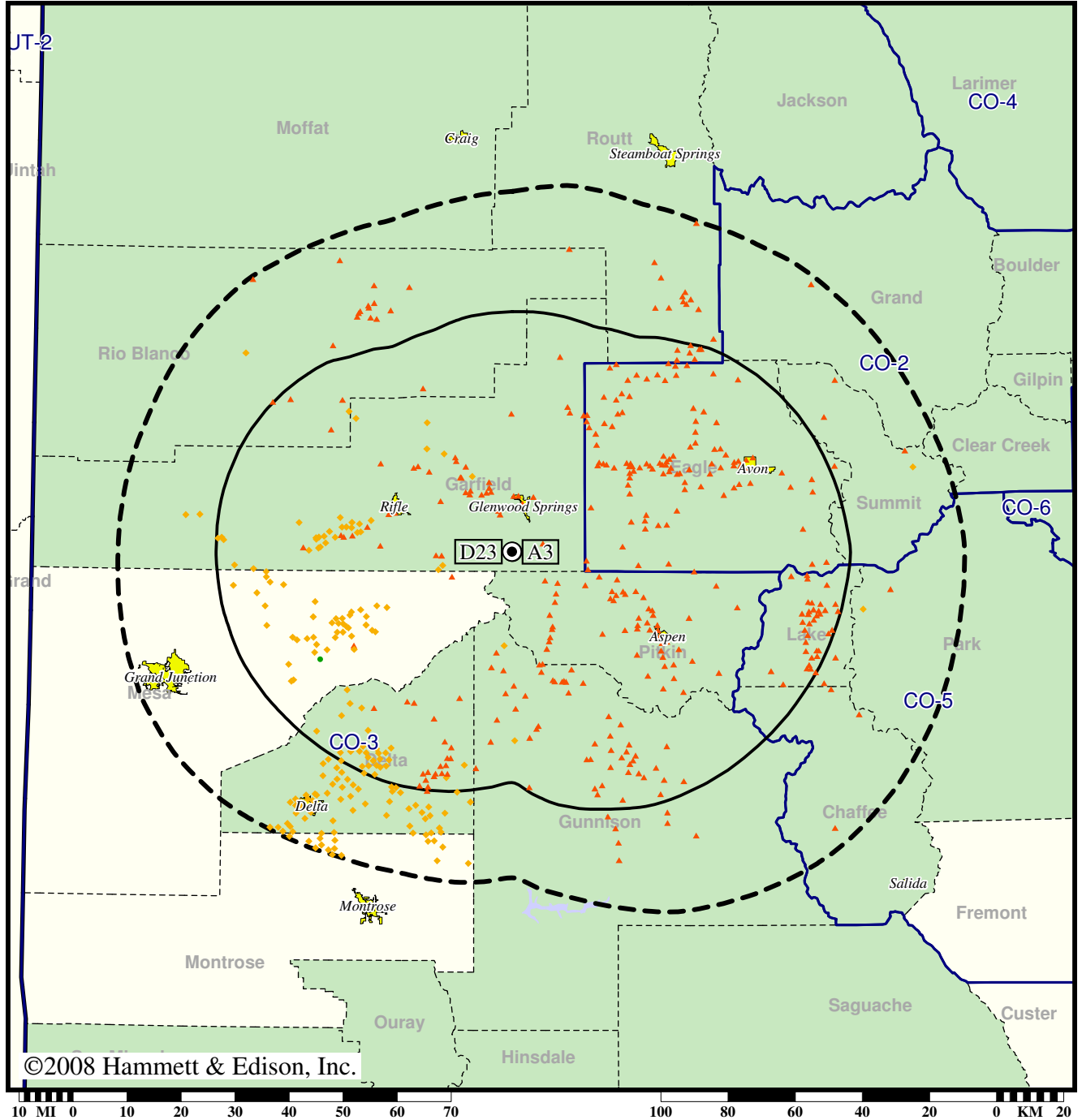
Analog Population Losing Service	10,109
Population Gaining Digital Service	0
Net Gain	-10,109

Station KREG-TV • Analog Channel 3, DTV Channel 23 • Glenwood Springs, CO

Expected Change In Coverage: Post-Transition Appendix B Facility

Appendix B (solid): 16.1 kW ERP at 771 m HAAT, Network: CBS
 vs. Analog (dashed): 67.6 kW ERP at 771 m HAAT, Network: CBS

Market: Denver, CO



- Coverage gained after DTV transition
- (no symbol) No change in coverage
- ◆ Coverage lost but still served by same network
- ▲ Coverage lost and no other service by same network

Denver, CO

KREG-TV

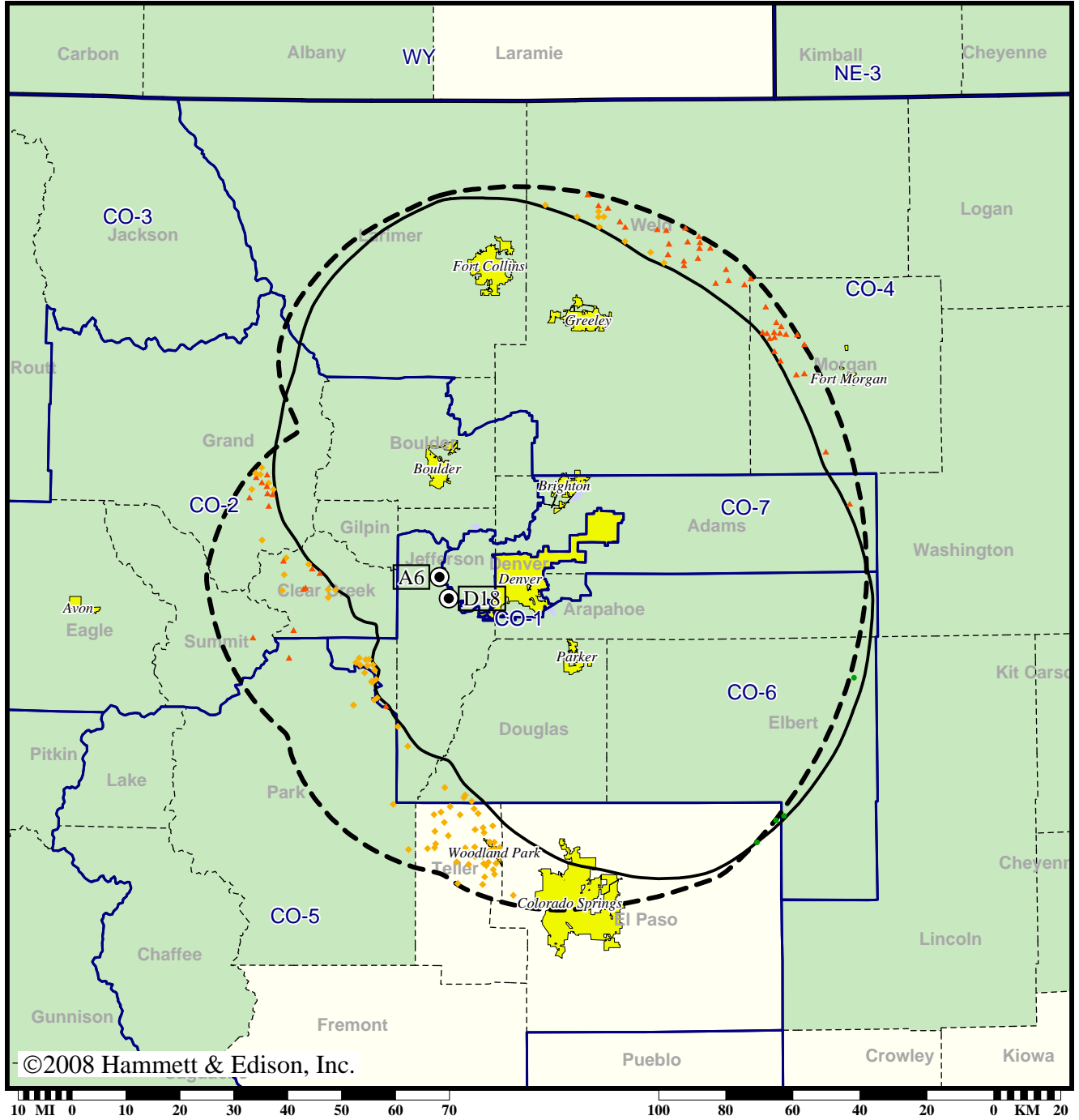
Population Receiving Analog Service	111,402
Population Receiving Digital Service.....	52,023
Analog Population Losing Service	59,390
Population Gaining Digital Service	11
Net Gain	-59,379

Station KRMA-TV • Analog Channel 6, DTV Channel 18 • Denver, CO

Expected Change In Coverage: Granted Construction Permit

CP (solid): 1000 kW ERP at 344 m HAAT, Network: PBS
vs. Analog (dashed): 100 kW ERP at 292 m HAAT, Network: PBS

Market: Denver, CO



©2008 Hammett & Edison, Inc.

- Coverage gained after DTV transition
- (no symbol) No change in coverage
- ◆ Coverage lost but still served by same network
- ▲ Coverage lost and no other service by same network

Denver, CO

KRMA-TV

Population Receiving Analog Service2,764,982
Population Receiving Digital Service.....2,808,609

The following statistics pertain only to the area outside
the analog service contour:

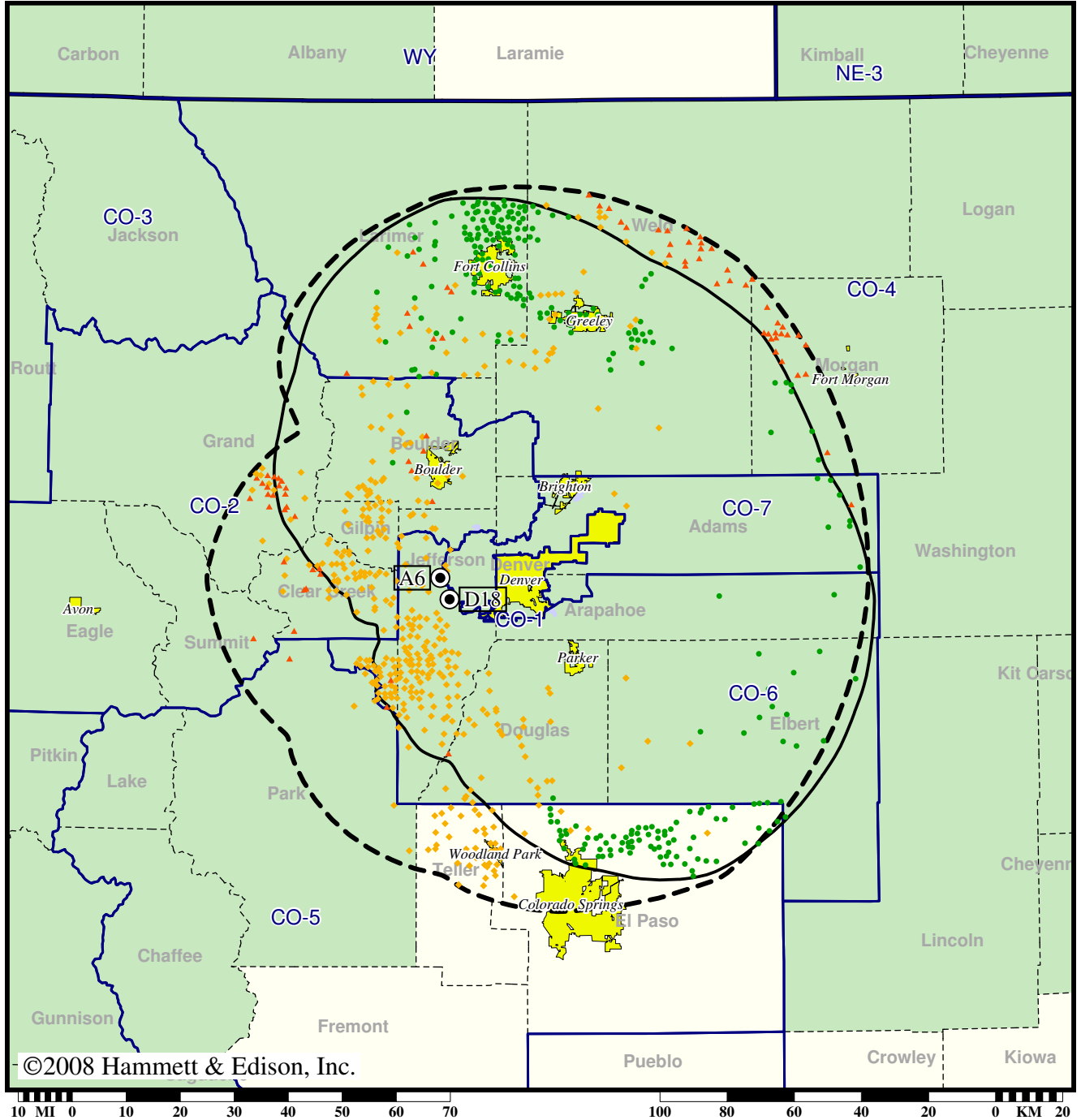
Analog Population Losing Service 17,966
Population Gaining Digital Service 87
Net Gain-17,879

Station KRMA-TV • Analog Channel 6, DTV Channel 18 • Denver, CO

Expected Change In Coverage: Granted Construction Permit

CP (solid): 1000 kW ERP at 344 m HAAT, Network: PBS
vs. Analog (dashed): 100 kW ERP at 292 m HAAT, Network: PBS

Market: Denver, CO



- Coverage gained after DTV transition
- (no symbol) No change in coverage
- ◆ Coverage lost but still served by same network
- ▲ Coverage lost and no other service by same network

Denver, CO

KRMA-TV

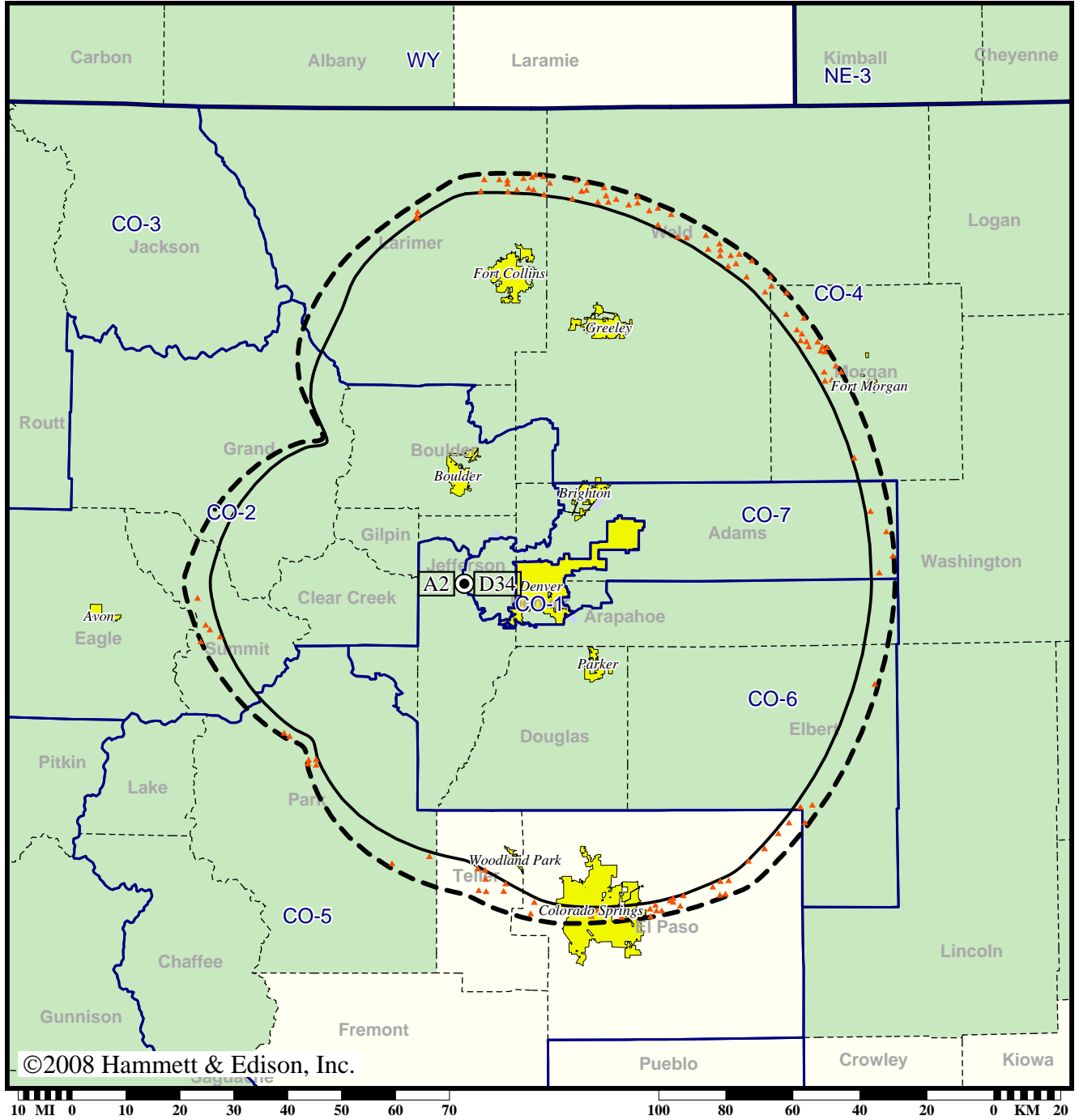
Population Receiving Analog Service	2,764,982
Population Receiving Digital Service.....	2,808,609
Analog Population Losing Service	90,007
Population Gaining Digital Service	133,634
Net Gain	43,627

Station KWGN-TV • Analog Channel 2, DTV Channel 34 • Denver, CO

Expected Change In Coverage: Granted Construction Permit

CP (solid): 1000 kW ERP at 336 m HAAT
vs. Analog (dashed): 100 kW ERP at 339 m HAAT

Market: Denver, CO



©2008 Hammett & Edison, Inc.

- (no symbol) No change in coverage
- ▲ Coverage lost after DTV transition

Denver, CO

KWGN-TV

Population Receiving Analog Service	3,021,252
Population Receiving Digital Service.....	2,943,833

The following statistics pertain only to the area outside
the analog service contour:

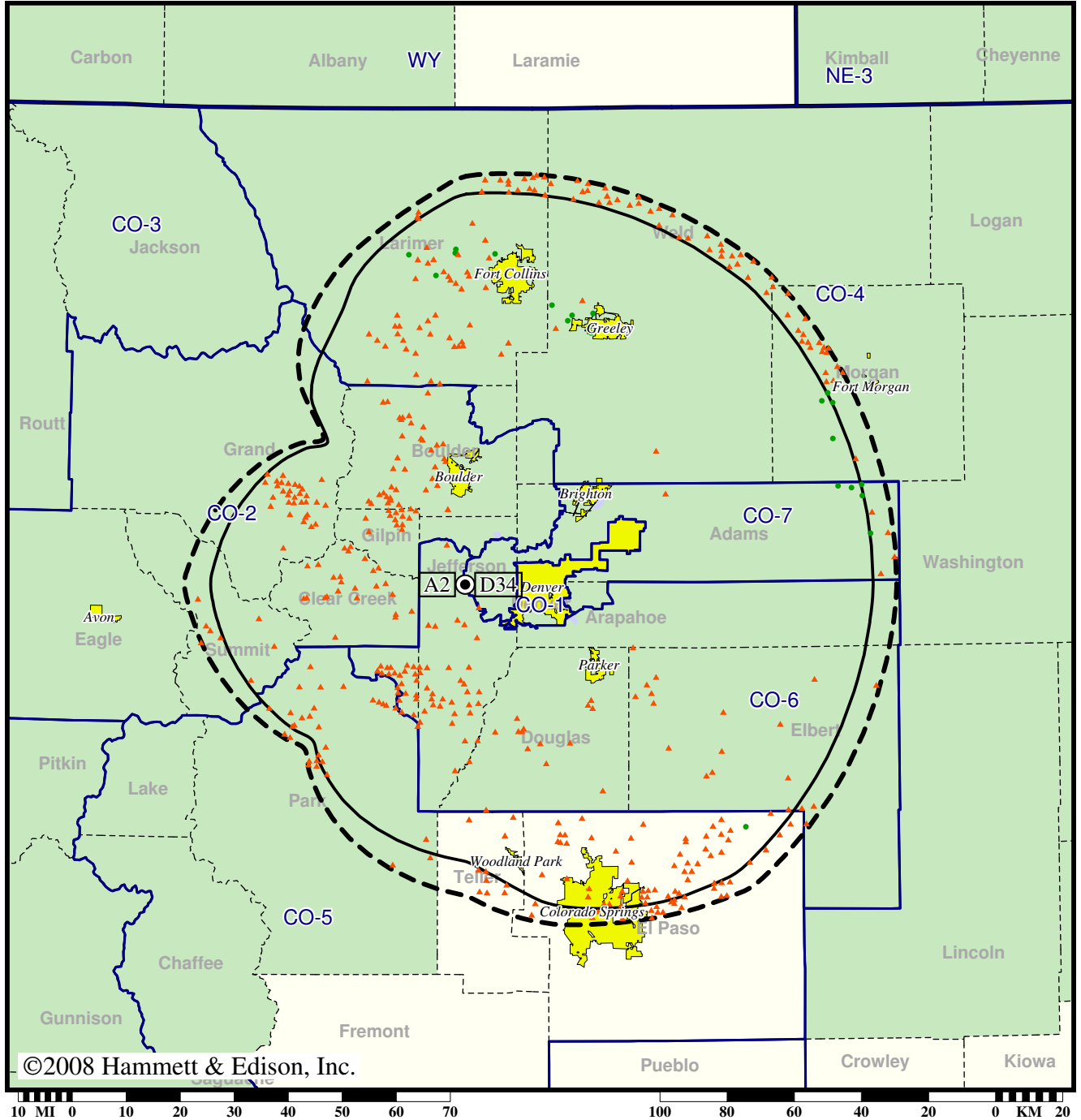
Analog Population Losing Service	25,681
Population Gaining Digital Service	0
Net Gain	-25,681

Station KWGN-TV • Analog Channel 2, DTV Channel 34 • Denver, CO

Expected Change In Coverage: Granted Construction Permit

CP (solid): 1000 kW ERP at 336 m HAAT
vs. Analog (dashed): 100 kW ERP at 339 m HAAT

Market: Denver, CO



- Coverage gained after DTV transition
- (no symbol) No change in coverage
- ▲ Coverage lost after DTV transition

Denver, CO

KWGN-TV

Population Receiving Analog Service	3,021,252
Population Receiving Digital Service.....	2,943,833
Analog Population Losing Service	80,338
Population Gaining Digital Service	2,919
Net Gain	-77,419