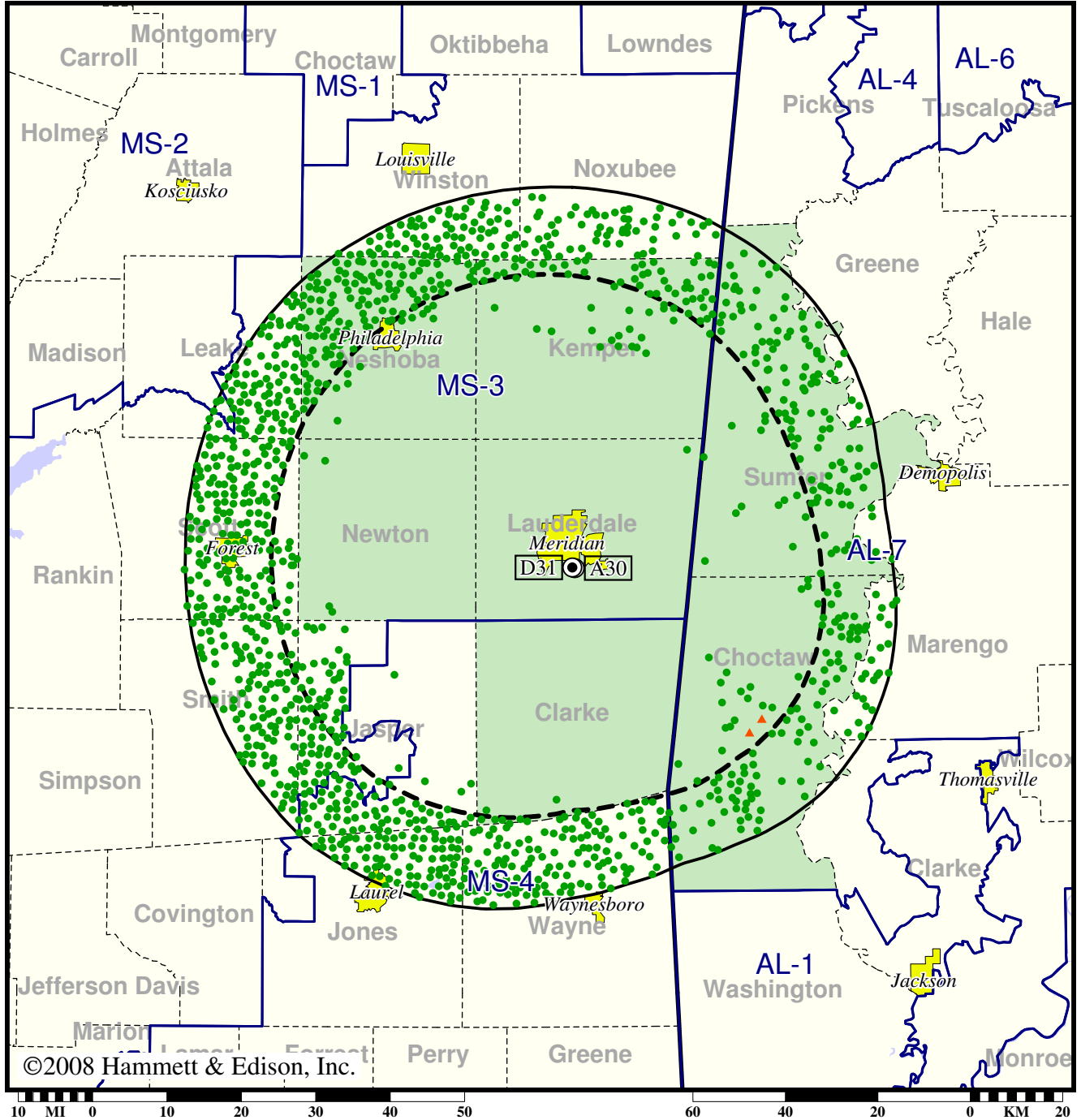


TV Station WGBC • Analog Channel 30, DTV Channel 31 • Meridian, MS

Expected Change In Coverage: Post-Transition Appendix B Facility

Appendix B (solid): 1000 kW ERP at 183 m HAAT, Network: NBC  
vs. Analog (dashed): 1580 kW ERP at 187 m HAAT, Network: NBC

Market: Meridian, MS



©2008 Hammett & Edison, Inc.

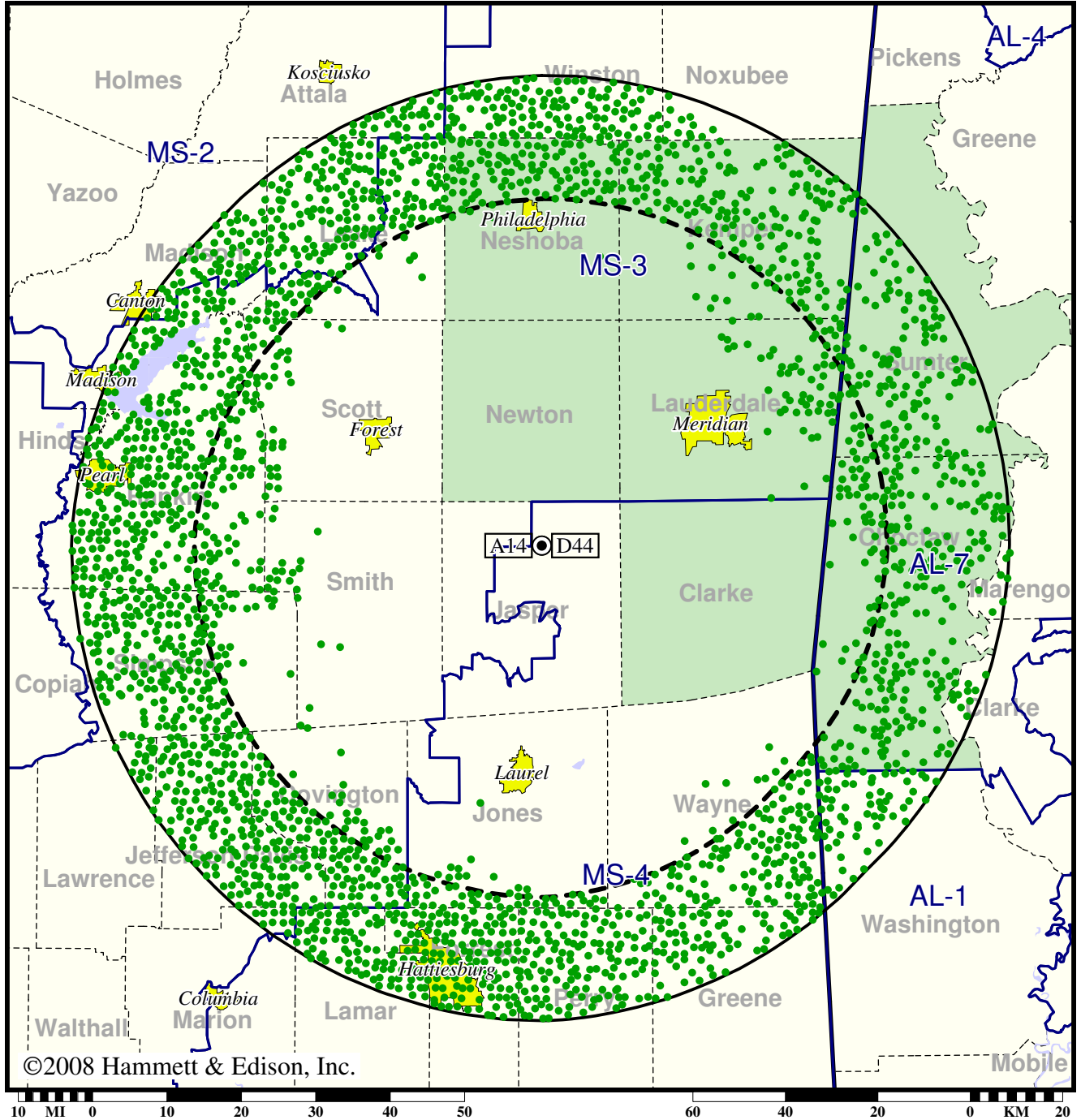
- Coverage gained after DTV transition
- (no symbol) No change in coverage
- ▲ Coverage lost after DTV transition

Station WMAW-TV • Analog Channel 14, DTV Channel 44 • Meridian, MS

Expected Change In Coverage: Post-Transition Appendix B Facility

Appendix B (solid): 880 kW ERP at 369 m HAAT, Network: PBS  
vs. Analog (dashed): 582 kW ERP at 365 m HAAT, Network: PBS

Market: Meridian, MS



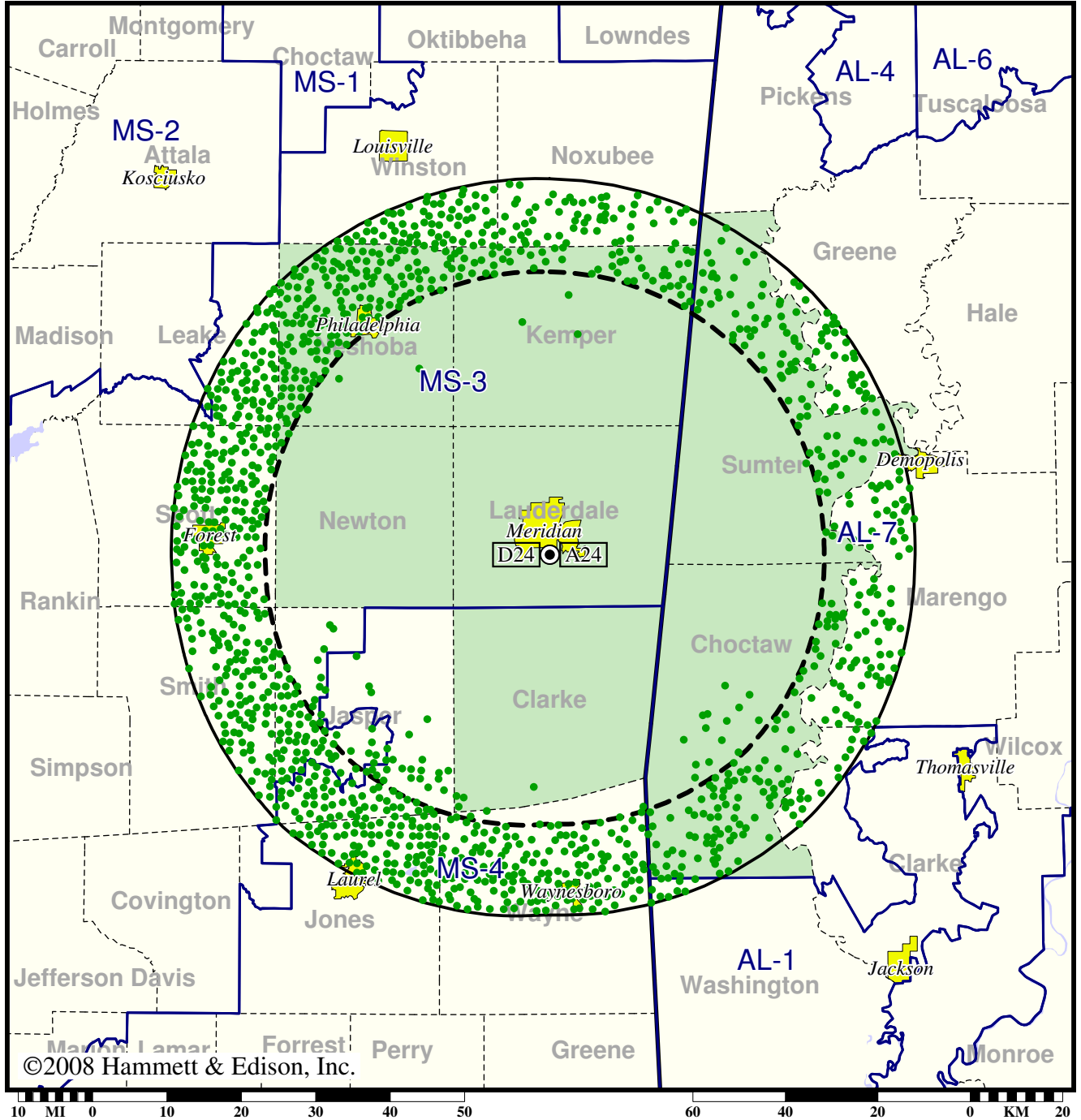
- Coverage gained after DTV transition
- (no symbol) No change in coverage

TV Station WMDN • Analog Channel 24, DTV Channel 24 • Meridian, MS

Expected Change In Coverage: Granted Construction Permit

CP (solid): 616 kW ERP at 182 m HAAT, Network: CBS  
vs. Analog (dashed): 724 kW ERP at 186 m HAAT, Network: CBS

Market: Meridian, MS



©2008 Hammett & Edison, Inc.

- Coverage gained after DTV transition
- (no symbol) No change in coverage

Station WTOK-TV • Analog Channel 11, DTV Channel 11 • Meridian, MS

Expected Change In Coverage: Granted Construction Permit

CP (solid): 11.8 kW ERP at 160 m HAAT, Networks: ABC, Fox  
vs. Analog (dashed): 316 kW ERP at 165 m HAAT, Network: ABC

Market: Meridian, MS

