

Total fatalities, 1995–99: **541**

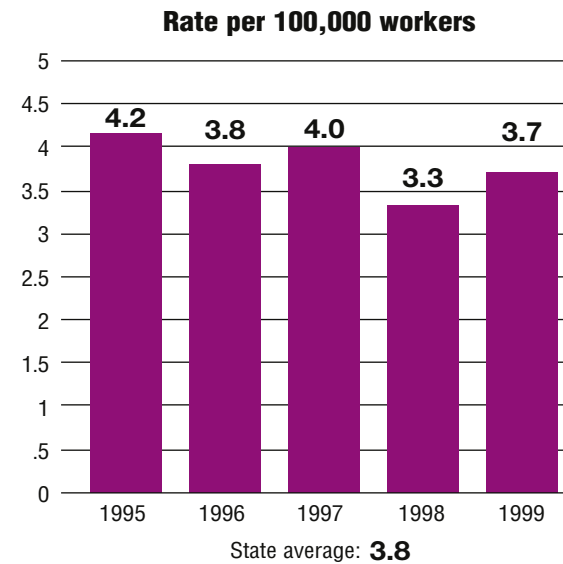
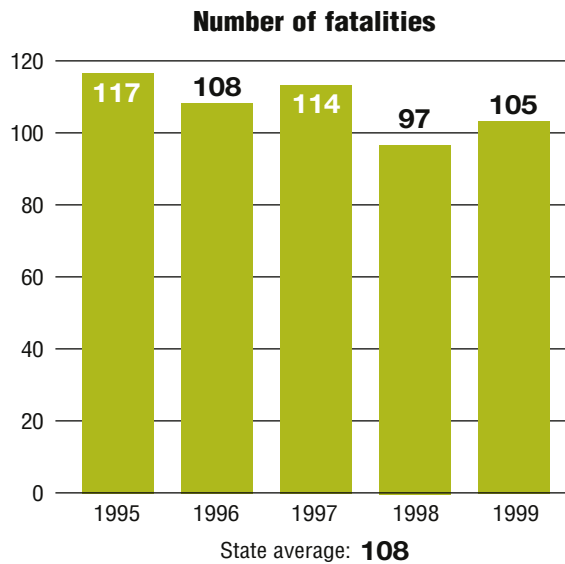
Average fatalities per year: **108**

Five-year average fatality rate: **3.8**



Wisconsin

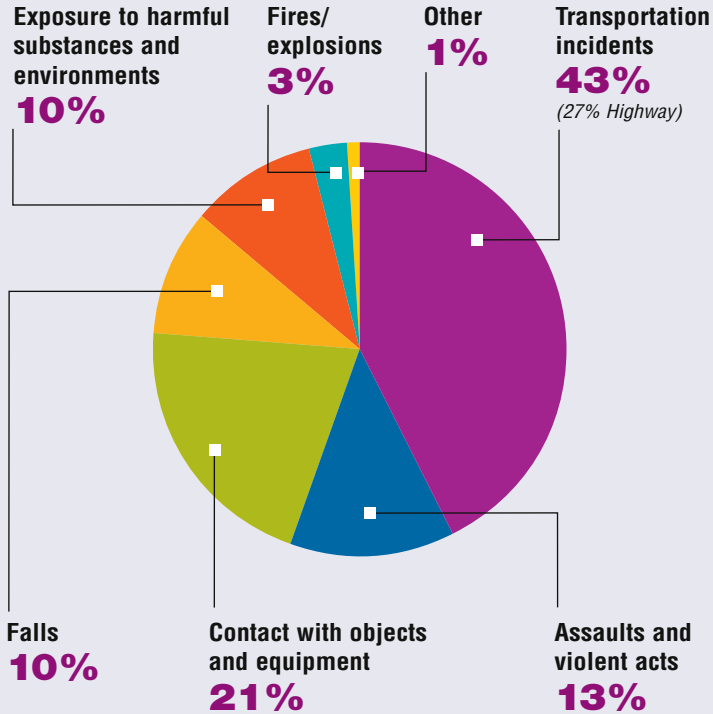
WORK-RELATED FATALITY NUMBERS AND RATES*



EMPLOYEE STATUS		GENDER		AGE		RACE	
Wage/Salary worker	347	Male	487	Under 20	28	White	506
Self-employed	194	Female	54	20 to 34	133	Black/African American	18
				35 to 54	230	Hispanic/Latino	9
				55 and older	150	Other races/Not reported	8

*Please see caveats regarding the calculation of State rates in the State Profiles section introduction page and appendix II.

WORK-RELATED FATALITIES BY EVENT

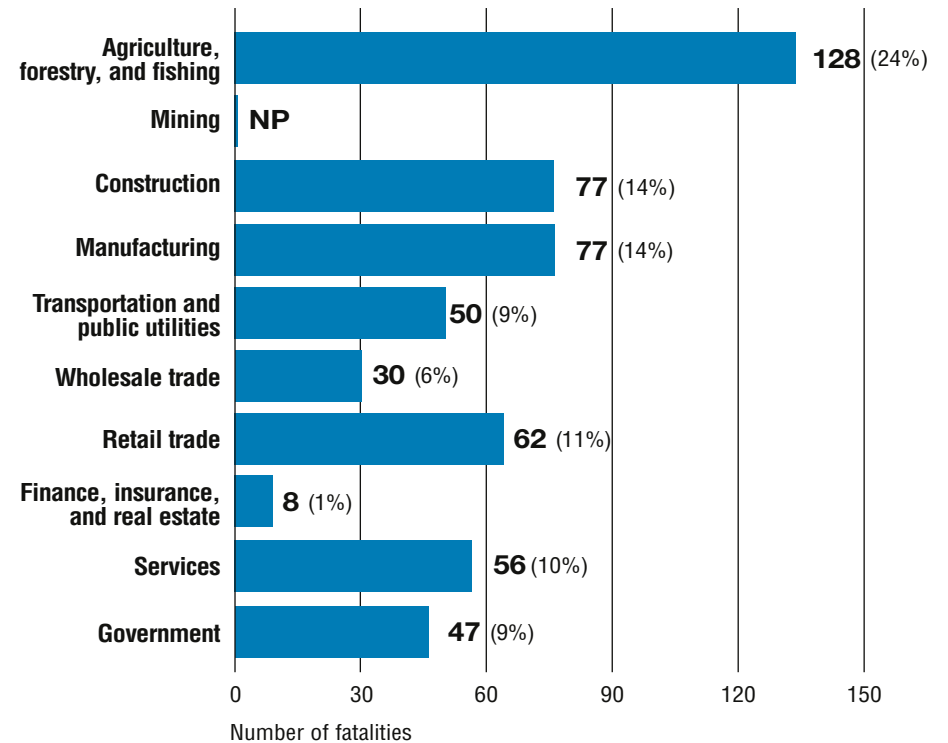


OCCUPATIONS WITH THE MOST FATALITIES

OCCUPATION	NUMBER (%)
Farming operators and managers	79 (15%)
Transportation and material moving occupations	78 (14%)
Other agricultural and related occupations	55 (10%)
Sales occupations	51 (9%)
Executive, administrative, and managerial	49 (9%)



WORK-RELATED FATALITIES BY MAJOR INDUSTRY



NP indicates no data reported or data that do not meet publication criteria.