



SB 338 Progress Report on Oregon's Stimulus Package

Putting Oregonians to work on projects
across the state

May 1, 2009

DAS
DEPARTMENT OF
ADMINISTRATIVE
SERVICES

<http://oregon.gov/recovery/GoOregon.shtml>

TABLE OF CONTENTS

Overview

Executive Summary	1
Overview of Implementation.....	2
Project Detail.....	3
Project Dates.....	3
Project Status and Completion Dates	4
Expenditures and Jobs Created.....	5
Construction Hours and Oregon Residents	6
Oregon Products and MWESB	7
Energy Efficiency	8
Jobs and Expenditures by County	9

Agency Summary

Department of Administrative Services (DAS)	11
Department of Corrections (DOC).....	12
Oregon Department of Fish and Wildlife (ODFW).....	13
Oregon Department of Forestry (ODF)	14
Oregon University System (OUS)	15
Oregon Judicial Department (OJD).....	19
Oregon Military Department (OMD)	20
Oregon Parks and Recreation Department (OPRD)	21
Department of State Lands (DSL).....	22
Oregon Department of Transportation (ODOT)	23
Oregon Youth Authority (OYA).....	28
Community College Workforce Development.(CCWD).....	29

Project Notes	35
----------------------------	-----------

Agency Point of Contacts	65
---------------------------------------	-----------

Executive Summary

The Oregon Legislature enacted Senate Bill 338 in February 2009, to stimulate Oregon's economy. The bill authorized 547 deferred-maintenance projects to create new jobs by infusing \$175 million into the market. Known as the "Go Oregon! Economic Stimulus Recovery Package," the bill placed the Department of Administrative Services (DAS) in the lead role to coordinate, oversee and report on the projects, managed by 12 state agencies. Here's a brief timeline of program activity to date:

- February 5th – SB338 passes Legislature; Governor Kulongoski signs into law;
- March 13th – 18th – "Rapid Response 1"; Legislature requests Agencies report early information (expenditures, project starts progress, etc...);
- March 26th – April 2nd – "Rapid Response 2"; Legislature requests Agencies report early information as above;
- April 8th – February/March Status Report Forms due from Agencies
- May 1st – DAS Deadline for February/March SB338 Progress Report
- May 15th – April Status Report Forms due from Agencies
- June 1st – DAS to submit April SB338 Progress Report

This report represents a summary view of the status of Go Oregon! projects. A more in-depth report of agency-level data and source documents appears online: www.oregon.gov/recovery.

Statistics in Brief (Reported as of April 8th 2009)

Planned and Actual Project Start Dates	Total started projects = 174 In March, 126 projects started of 100 projects planned to start; Per the above timeline, as of April 8 th , 48 additional projects have started. There are another 250 projects planned to start by end of April but not reported herein. The status of these projects will be reported to DAS by May 15 th and then reported to the Legislature on June 1 st .
Project Status	Of the projects started, 147 are on schedule; 0 are behind schedule; 24 are completed; and 3 did not report their current status.
Project Completion Date (or scheduled completion date if ongoing)	<ul style="list-style-type: none"> • 115 projects are scheduled to complete by June 2009. • Another 193 projects are scheduled to complete by December 2009. • The remaining projects are larger, more complicated projects; some will last until 2011.
Expenditures to Date	\$ 2,131,333
Number of Jobs Created or Retained	102 jobs created; 648 jobs retained (750 total)
Number of Construction Hours Worked	5560
Percentage of Jobs Filled by Oregon Residents	93 percent. Oregon residents filled 696 of the 750 total jobs.
Extent to Which Oregon Products, Vendors, Contractors and Sub-Contractors Used	92 percent. Of the 171 companies that supply materials and labor to complete Go Oregon! projects, 157 are based in Oregon.
Extent to Which Minority, Women, and Emerging Small Businesses Used	15 percent. Of the 412 total firms contracted, 60 hold an MWESB certificate in Oregon.
Savings on Energy Costs for Energy Efficient Projects	\$ 11,716,611

Overview of Implementation

After SB 338 passed, DAS created a team of existing staff to assist with implementation. The following summary outlines DAS' efforts to implement SB 338 in a manner consistent with existing rules, guidelines and statutes.

Reimbursing Expenses

SB 338 provided DAS with authority to sell Certificates of Participation for approximately \$90 million to reimburse agencies for expenditures on Go Oregon! projects. DAS' Operations Division created a process to expedite the reimbursement process and participating agencies signed interagency agreements with DAS. The agreements outlined the terms of the COP and provided a legal transfer mechanism for the funds. Agencies periodically submit to DAS a simple form that lists all invoicing and payment applications by contractors. After reviewing and approving the payments, DAS transfers the money through financial companies. The process demonstrates accountability, transparency and efficiency.

Procurement Rules

DAS' State Procurement Office (SPO) performed two major roles after SB 338 became law. Staff worked with the Department of Justice to develop legally sufficient procurement requirements, and held several community outreach events to expose vendors and other interested parties to the projects and opportunities available through Go Oregon!

Even though SB 338 declared an emergency, the state had to address the Executive Branch's procurement rules in order to perform legal and accountable contracting practices within the timeframe specified in the bill. SPO immediately began working with the Department of Justice on an "emergency determination" and a temporary procurement rule. Under administrative rule 125-247-0280 (9), the state needed to put these items in place to expedite the procurement process for "public improvements." These efforts allowed the state to create an open, competitive process, quickly. Within weeks, SPO provided agencies with several procurement options.

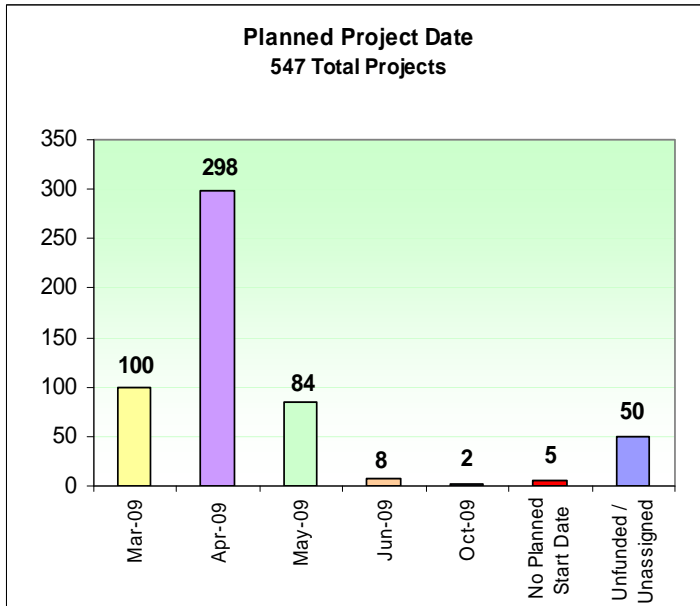
SPO also performed a comprehensive community outreach effort. Staff held workshops in Portland, Salem, Klamath Falls, Roseburg, Pendleton, Bend and Grants Pass. SPO designed the workshops to inform the contracting community about the opportunities made possible by Go Oregon! Participants had the opportunity to meet many of the agencies' project managers, and received hands-on help to register in the Oregon Procurement Information Network (ORPIN).

Reporting

DAS' Facilities Division took the lead role to report the status of Go Oregon! This progress report is the result of DAS' efforts to create an efficient data collection mechanism for the 12 agencies that oversee the 547 projects. Reporting demonstrates transparency and accountability for the legislative sponsors of SB 338 and the public. The information collected includes expenditures, jobs created or retained, energy savings and more.

Project Detail

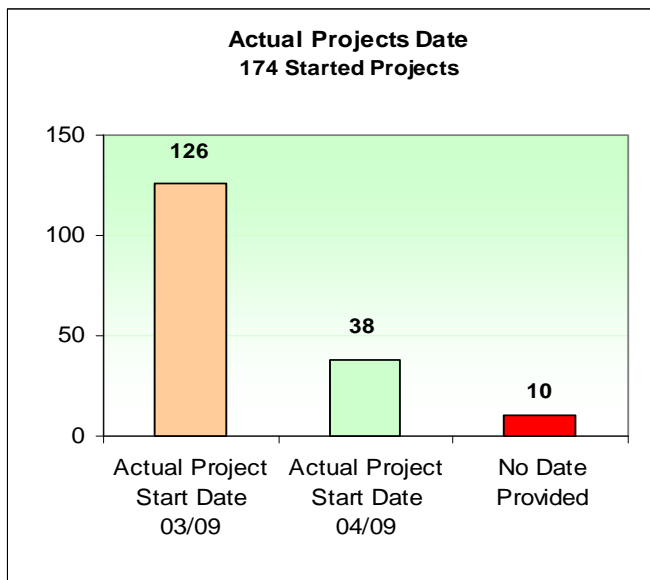
Planned project start date



	Mar-09	Apr-09	May-09	Jun-09	Oct-09	No Planned Start Date	Unfunded / Unassigned	Total
DAS	5	3	0	0	0	0	2	10
DOC	0	0	6	4	0	0	0	10
ODFW	6	18	0	0	0	0	0	24
ODF	1	7	7	1	0	1	2	19
OUS	16	71	1	0	0	4	13	105
OJD	0	1	0	0	0	0	0	1
OMD	0	12	6	0	0	0	0	18
OPRD	1	7	0	0	0	0	0	8
DSL	1	2	0	1	0	0	0	4
ODOT	30	58	12	0	2	0	32	134
OYA	0	0	26	0	0	0	1	27
CCWD	40	119	26	2	0	0	0	187
Total	100	298	84	8	2	5	50	547

The “planned project start date” represents the date when the responsible agency *anticipated* that people would begin to work on projects regardless of whether that meant architects or electricians. Every aspect of a project provides people with employment.

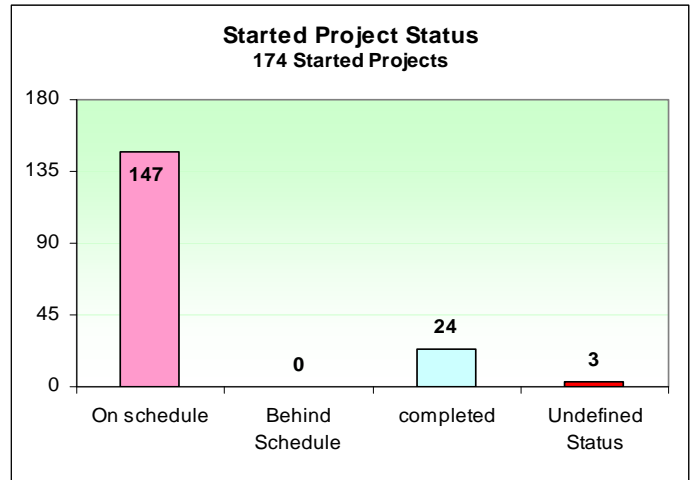
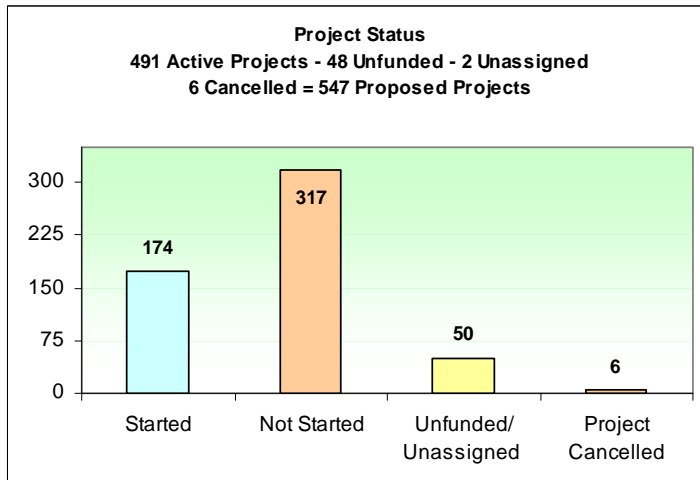
Actual project start date



	Actual Project Start Date 03/09	Actual Project Start Date 04/09	No Date Provided	Total
DAS	5	3	0	8
DOC	0	0	0	0
ODFW	0	6	0	6
ODF	1	7	0	8
OUS	18	4	6	28
OJD	0	1	0	1
OMD	0	8	0	8
OPRD	8	0	0	8
DSL	0	0	4	4
ODOT	20	6	0	26
OYA	26	0	0	26
CCWD	48	3	0	51
Total	126	38	10	174

The “actual project start date” represents the date when the responsible agency first employed people to work on the project in any capacity.

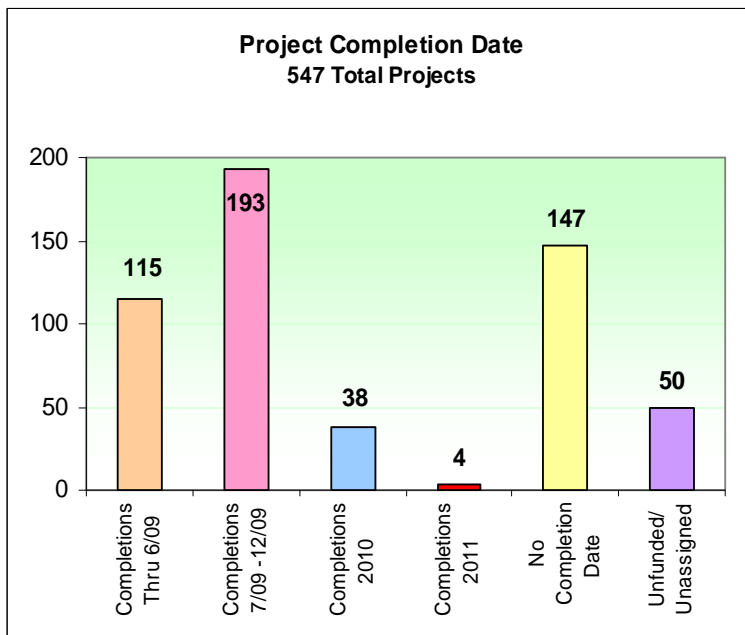
Project status



To simplify tracking, DAS established seven status levels:

1. Started – people have been employed to support the project
2. Not Started – no one has been employed in support of the project
3. On Schedule – the project is on track with the agency’s expected timing for the project
4. Behind Schedule – the project has fallen behind the agency’s expected schedule
5. Completed – the agency has successfully completed the project
6. Project Cancelled – the agency stopped the project before completion
7. Undefined Status – an agency has not provided sufficient information for DAS to determine the appropriate status level (DAS will attempt to get further information)

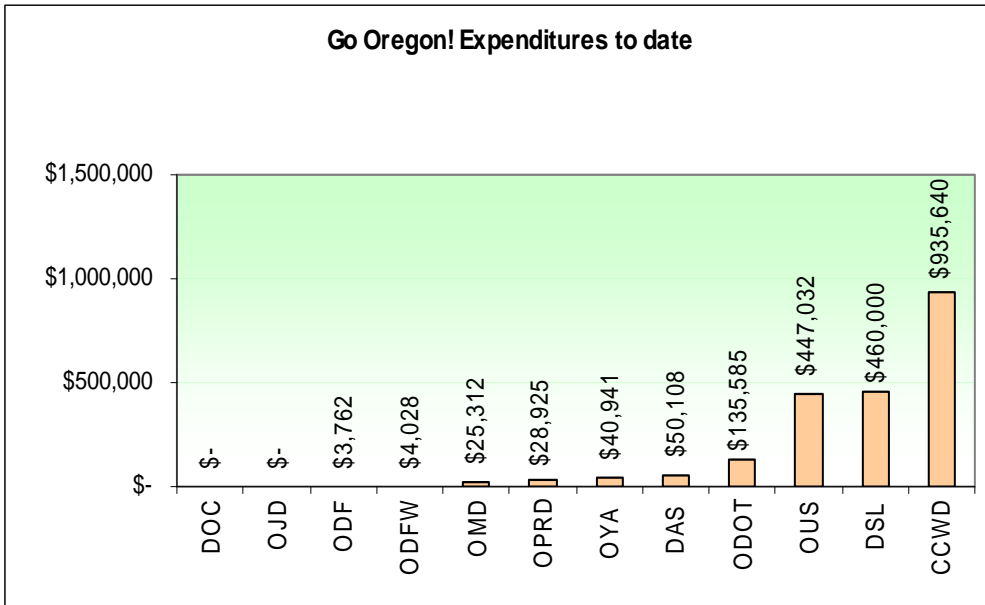
Project completion date (or scheduled completion date if still ongoing)



	Completions Thru 6/09	Completions 7/09 - 12/09	Completions 2010	Completions 2011	No Completion Date	Unfunded/Unassigned	Total
DAS	2	6	0	0	0	2	10
DOC	0	6	1	3	0	0	10
ODFW	3	17	4	0	0	0	24
ODF	6	9	0	1	1	2	19
OUS	24	61	4	0	3	13	105
OJD	0	1	0	0	0	0	1
OMD	1	2	0	0	15	0	18
OPRD	8	0	0	0	0	0	8
DSL	1	2	1	0	0	0	4
ODOT	20	0	0	0	82	32	134
OYA	2	19	5	0	0	1	27
CCWD	48	70	23	0	46	0	187
Total	115	193	38	4	147	50	547

“Project completion dates” prior to May 1, 2009, represent *completed* projects. Estimated completion dates after May 1, 2009, represent *anticipated* completion dates. Completion dates signify the date on which the responsible agency grants “final acceptance” of the project.

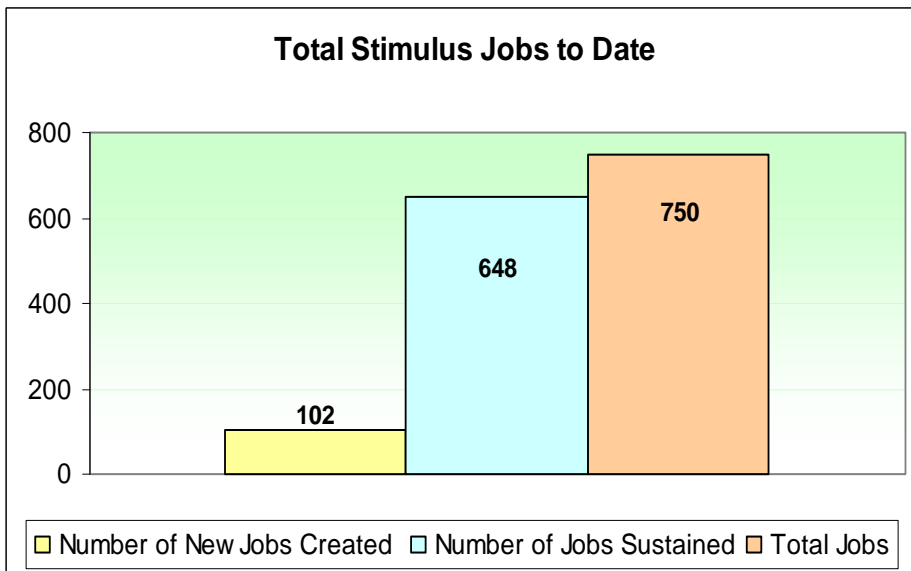
Expenditures to date



	Expenditures to date
DOC	\$ -
OJD	\$ -
ODF	\$ 3,762
ODFW	\$ 4,028
OMD	\$ 25,312
OPRD	\$ 28,925
OYA	\$ 40,941
DAS	\$ 50,108
ODOT	\$ 135,585
OUS	\$ 447,032
DSL	\$ 460,000
CCWD	\$ 935,640
Total	\$2,131,333

“Expenditures to date” reflects the amount of money paid by the State to individuals, contractors or materials-suppliers. Total = \$2,111,145

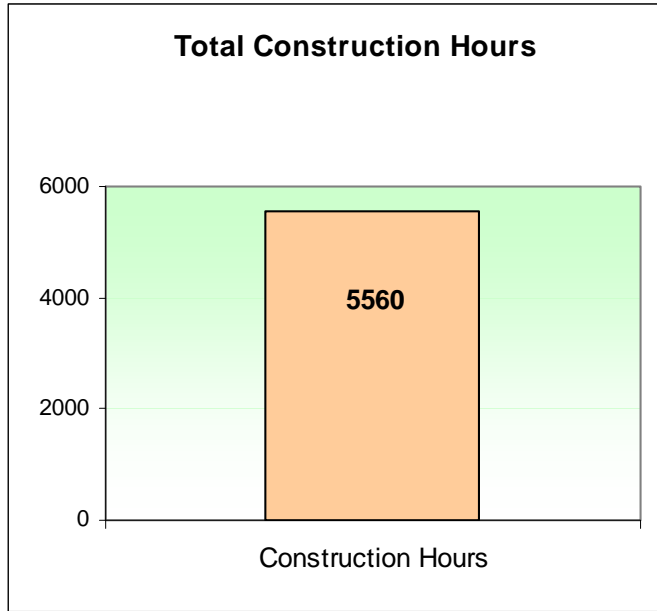
Number of jobs created or retained



	Number of New Jobs Created	Number of Jobs Sustained	Total Jobs
DAS	2	35	37
DOC	0	0	0
ODFW	0	6	6
ODF	0	6	6
OUS	25	198	223
OJD	0	0	0
OMD	0	98	98
OPRD	0	0	0
DSL	0	0	0
ODOT	3	59	62
OYA	53	16	69
CCWD	19	230	249
Total	102	648	750

The “number of jobs created or retained” reflects individual people (one person = one job) working on Go Oregon! projects.

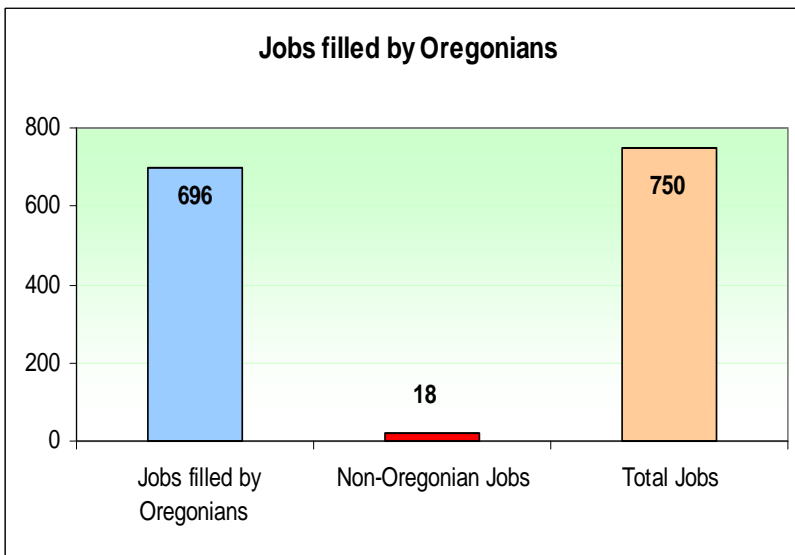
Number of construction hours worked



	Construction Hours
DAS	612
DOC	0
ODFW	22
ODF	54
OUS	1597
OJD	0
OMD	0
OPRD	0
DSL	0
ODOT	970
OYA	0
CCWD	2305
Total	5560

Although Go Oregon! projects involve other types of work, “construction hours” best reflects the most significant labor pool affected.

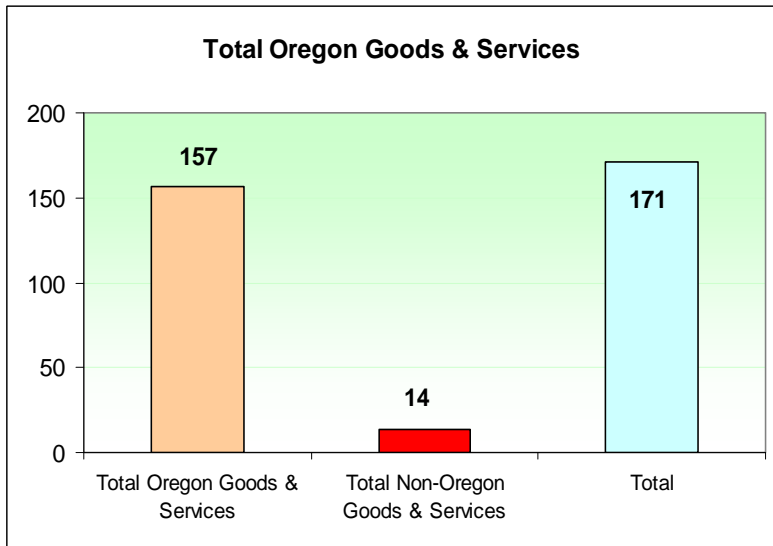
Percentage of jobs filled by Oregon residents



	Non-Oregonian Jobs	Jobs filled by Oregonians	Total Jobs
DAS	3	34	37
DOC	0	0	0
ODFW	0	6	6
ODF	0	6	6
OUS	8	215	223
OJD	0	0	0
OMD	0	63	98
OPRD	0	0	0
DSL	0	0	0
ODOT	1	61	62
OYA	0	69	69
CCWD	6	242	249
Total	18	696	750

Rather than delay the economic benefits of Go Oregon! projects, contractors and businesses supplemented a predominantly Oregonian workforce with non-Oregonians.

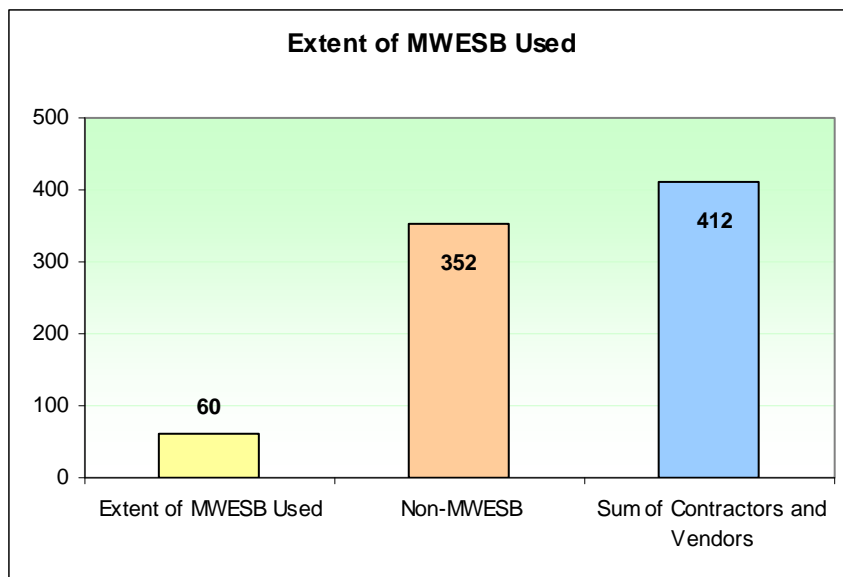
Extent to which Oregon products, vendors, contractors, and sub-contractors used



	Total Oregon Goods & Services	Total Non-Oregon Goods & Services	Total
DAS	22	3	25
DOC	0	0	0
ODFW	2	0	2
ODF	5	0	5
OUS	55	5	60
OJD	0	0	0
OMD	15	0	15
OPRD	0	0	0
DSL	0	0	0
ODOT	53	4	57
OYA	5	2	7
CCWD	0	0	0
Total	157	14	171

DAS expended significant efforts to ensure that Oregon companies knew about Go Oregon! opportunities. By relying on a few non-Oregon companies (8 percent), agencies launched, and in some cases, completed projects in a timely manner.

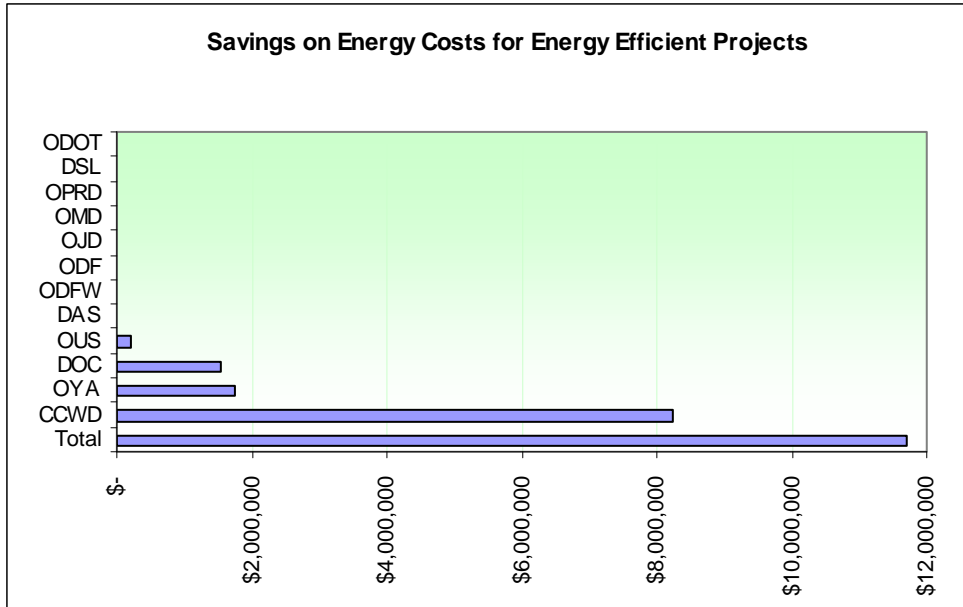
Extent to which minority, women, and emerging small businesses used



	Extent of MWESB Used	Non-MWESB	Sum of Contractors and Vendors
DAS	0	25	25
DOC	0	0	0
ODFW	0	3	3
ODF	0	6	6
OUS	13	103	116
OJD	0	0	0
OMD	0	14	14
OPRD	0	13	13
DSL	0	4	4
ODOT	40	20	60
OYA	0	37	37
CCWD	7	127	134
Total	60	352	412

DAS worked closely with the Governor's advocate for Minority, Women, and Emerging Small Business to promote Go Oregon! project opportunities among the firms registered in Oregon as MWESB.

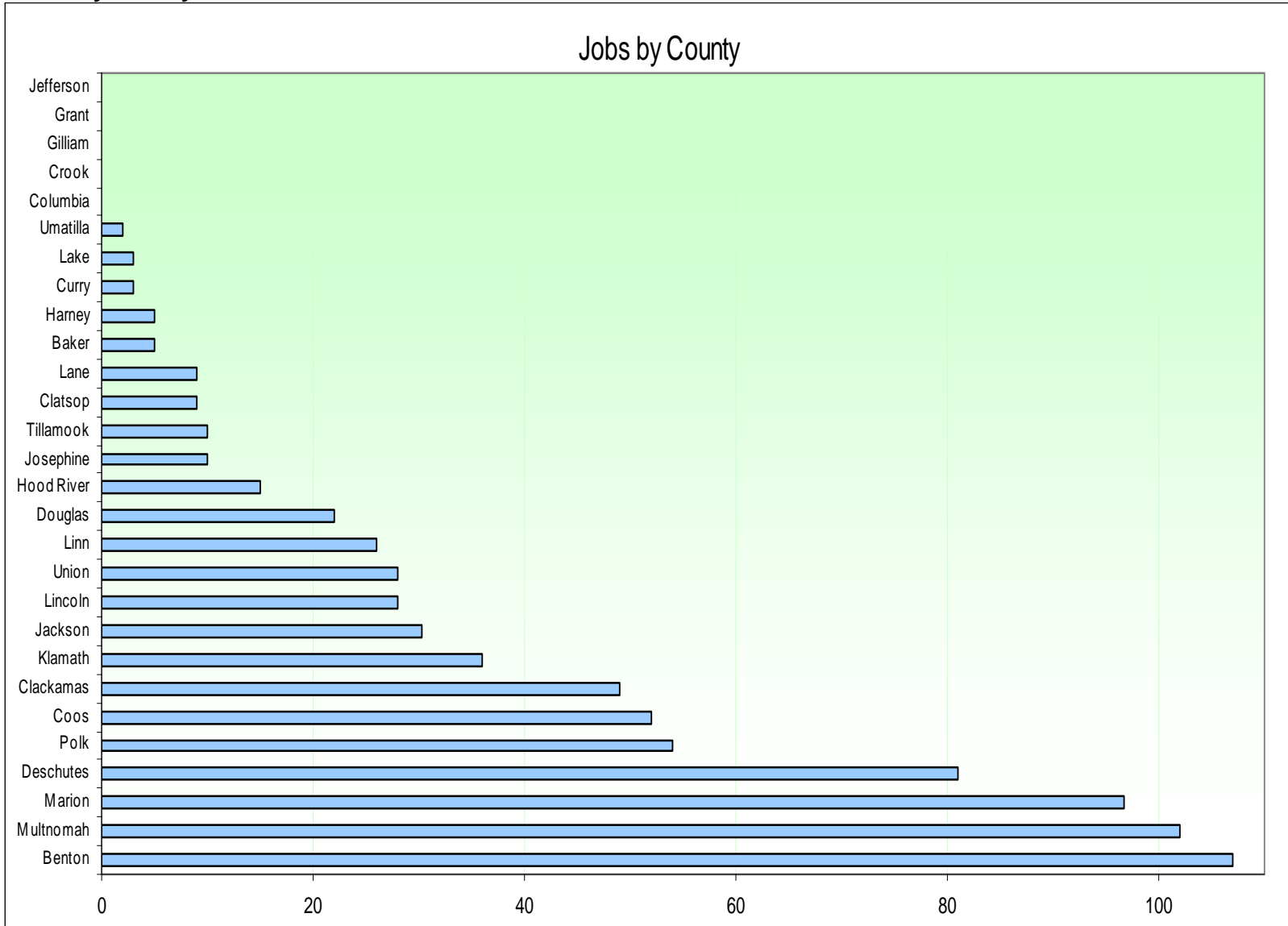
Savings on energy costs for energy efficiency projects



	Savings on Energy Costs for Energy Efficient Projects
Total	\$ 11,716,611
CCWD	\$ 8,222,273
OYA	\$ 1,740,000
DOC	\$ 1,540,225
OUS	\$ 214,113
DAS	\$ -
ODFW	\$ -
ODF	\$ -
OJD	\$ -
OMD	\$ -
OPRD	\$ -
DSL	\$ -
ODOT	\$ -

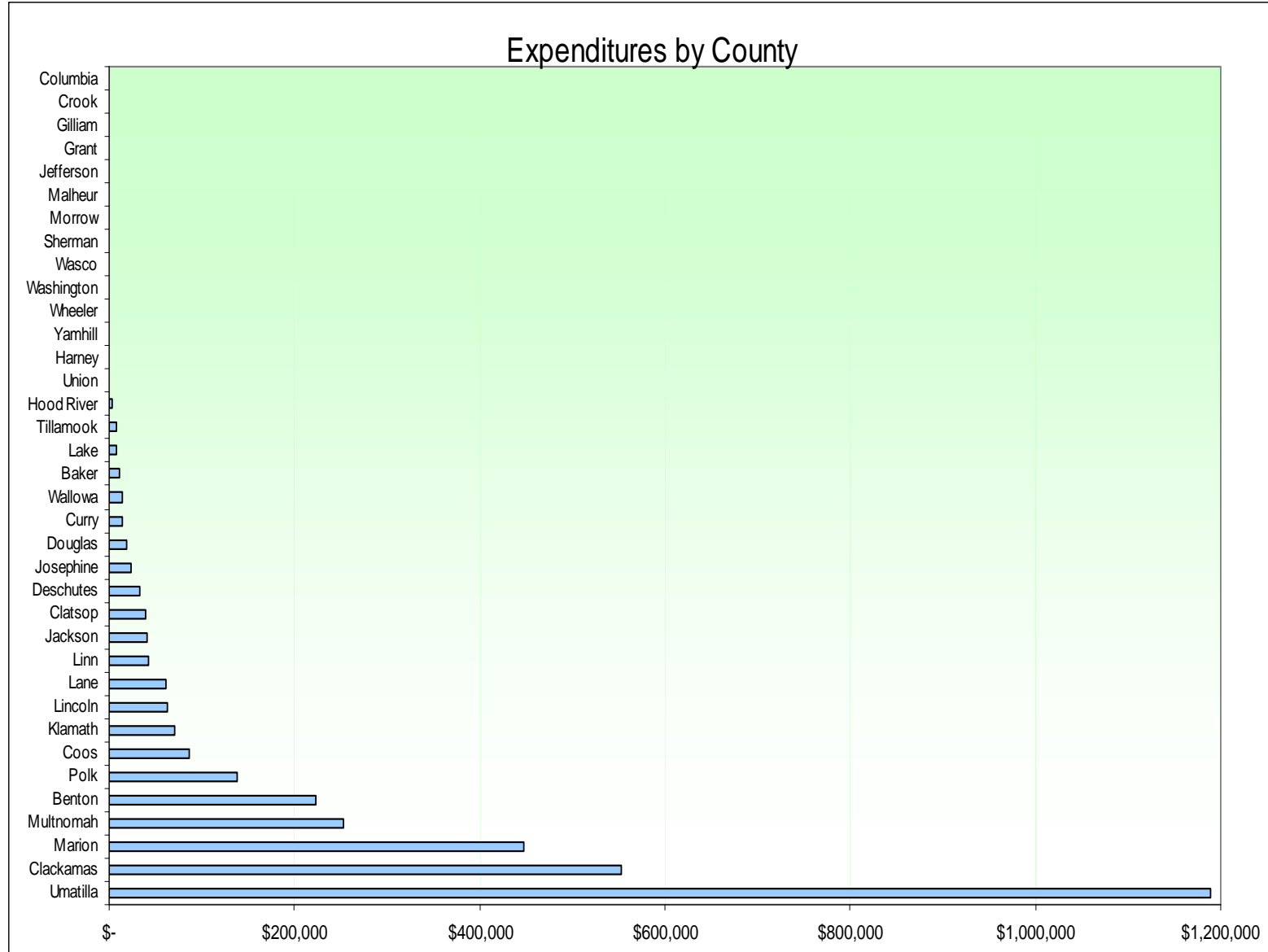
“Savings on energy costs for energy efficiency projects” represents reported savings for all agencies performing energy efficiency projects. “Savings” represents estimated energy savings over the life of the project.

Jobs by County



County	Jobs
Benton	107
Multnomah	102
Marion	97
Deschutes	81
Polk	54
Coos	52
Clackamas	49
Klamath	36
Jackson	30
Lincoln	28
Union	28
Linn	26
Douglas	22
Hood River	15
Josephine	10
Tillamook	10
Clatsop	9
Lane	9
Baker	5
Harney	5
Curry	3
Lake	3
Umatilla	2
Columbia	0
Crook	0
Gilliam	0
Grant	0
Jefferson	0
Malheur	0
Morrow	0
Sherman	0
Wallowa	0
Wasco	0
Washington	0
Wheeler	0
Yamhill	0

Expenditures by County



County	Dollars
Umatilla	\$1,188,515
Clackamas	\$ 552,818
Marion	\$ 447,415
Multnomah	\$ 252,903
Benton	\$ 223,644
Polk	\$ 138,090
Coos	\$ 86,661
Klamath	\$ 71,154
Lincoln	\$ 63,541
Lane	\$ 62,041
Linn	\$ 41,768
Jackson	\$ 40,584
Clatsop	\$ 38,990
Deschutes	\$ 33,054
Josephine	\$ 24,090
Douglas	\$ 18,596
Curry	\$ 14,139
Wallowa	\$ 14,000
Baker	\$ 10,688
Lake	\$ 8,079
Tillamook	\$ 7,320
Hood River	\$ 2,570
Union	\$ 2,103
Harney	\$ 793
Yamhill	\$ -
Wheeler	\$ -
Washington	\$ -
Wasco	\$ -
Sherman	\$ -
Morrow	\$ -
Malheur	\$ -
Jefferson	\$ -
Grant	\$ -
Gilliam	\$ -
Crook	\$ -
Columbia	\$ -



SB 338 Report May 1, 2009



DAS

Project Number	Planned Project Start Date	Actual Project Start Date	Project Status	Scheduled Project Completion Date	Actual Project Completion Date	Stimulus \$ Total	Number of New Jobs Created	Number of Existing Jobs Sustained	Construction Hrs	Number of Oregon residents employed on a project	Oregon Vendors providing required goods or services for a project	Oregon Subcontractors hired to carry out a project	Minority, Women, and Emerging Small Businesses working on a project	Estimated Energy Savings (\$)
1	4/3/09	4/3/09	3	04/14/09		\$ 2,055	0	6	100	5	1	1	0	N/A
2	2/1/09	3/2/09	5	04/01/09	4/1/09	\$ 1,029	0	9	160	9	3	1	0	N/A
3	4/23/09	4/23/09	3	09/15/09		\$ -	0	0	0	0	0	0	0	N/A
4	3/12/09	3/12/09	3	08/15/09		\$ 37,442	2	11	352	13	8	4	0	N/A
5	3/17/09	3/17/09	3	09/01/09		\$ 3,194	0	1	0	2	1	0	0	N/A
6	3/17/09	3/17/09	3	09/01/09		\$ 3,194	0	0	0	0	0	0	0	N/A
7	UF		7											
8	UF		7											
9	39889	39889	3	09/01/09		3,194	0	0	0	0	0	0	0	N/A
10	39913	39913	3	09/30/09		-	0	8	0	6	2	1	0	N/A
						50,108	2	35	612	34	15	7	0	-

Project Status = 3) On Schedule 4) Behind Schedule 5) Completed 6) Terminated Without Completion 7) UF / UA

UF =Unfunded Projects UA = Unassigned Project



**SB 338 Report
May 1, 2009**



DOC

Project Number	Planned Project Start Date	Actual Project Start Date	Project Status	Scheduled Project Completion Date	Actual Project Completion Date	Stimulus \$ Total	Number of New Jobs Created	Number of Existing Jobs Sustained	Construction Hrs	Number of Oregon residents employed on a project	Oregon Vendors providing required goods or services for a project	Oregon Subcontractors hired to carry out a project	Minority, Women, and Emerging Small Businesses working on a project	Estimated Energy Savings (\$)
11	5/23/09			07/15/09		\$ -								\$ 35,225
12	5/23/09			11/23/09		\$ -								N/A
13	5/15/09			11/15/09		\$ -								\$ 675,000
14	5/15/09			11/15/09		\$ -								N/A
15	6/1/09			11/01/09		\$ -								N/A
16	6/1/09			06/01/10		\$ -								N/A
17	5/23/09			09/23/09		\$ -								N/A
18	6/1/09			01/01/11		\$ -								N/A
19	6/1/09			10/01/11		\$ -								N/A
20	5/15/09			10/15/11		\$ -								\$ 830,000
						\$ -	0	0	0	0	0	0	0	\$ 1,540,225

Project Status = 3) On Schedule 4) Behind Schedule 5) Completed 6) Terminated Without Completion 7) UF / UA
 UF =Unfunded Projects UA = Unassigned Project



SB 338 Report May 1, 2009



ODFW

Project Number	Planned Project Start Date	Actual Project Start Date	Project Status	Scheduled Project Completion Date	Actual Project Completion Date	Stimulus \$ Total	Number of New Jobs Created	Number of Existing Jobs Sustained	Construction Hrs	Number of Oregon residents employed on a project	Oregon Vendors providing required goods or services for a project	Oregon Subcontractors hired to carry out a project	Minority, Women, and Emerging Small Businesses working on a project	Estimated Energy Savings (\$)
21	5/13/09			11/13/09										N/A
22	5/5/09			11/05/09										N/A
23	5/12/09			11/12/09										N/A
24	4/29/09			10/23/09										N/A
25	5/12/09			01/12/10										N/A
26	5/28/09			02/28/10										N/A
27	5/9/09	4/9/09	3	07/09/09		\$ 1,619								N/A
28	4/30/09	4/13/09	3	05/30/09		\$ -								N/A
29	4/23/09	4/2/09	3	05/30/09										N/A
30	4/16/09	4/1/09	5	04/16/09	4/16/09	\$ -	0	2	22	2	1	1	0	N/A
31	5/14/09	4/20/09	3	08/14/09										N/A
32	5/14/09			07/14/09										N/A
33	5/12/09			08/12/09										N/A
34	5/11/09			07/11/09										N/A
35	5/12/09			07/12/09										N/A
36	5/12/09			07/12/09										N/A
37	5/12/09			12/12/09										N/A
38	5/12/09			07/12/09										N/A
39	4/30/09			10/30/09										N/A
40	5/13/09			11/13/09										N/A
41	4/27/09	4/14/09	3	08/31/09		\$ 2,409	0	4		4	0	0	0	N/A
42	5/8/09			05/08/10										N/A
43	5/12/09			08/12/09										N/A
44	5/22/09			05/22/10										N/A
						\$4,028	0	6	22	6	1	1	0	\$ -

Project Status = 3) On Schedule 4) Behind Schedule 5) Completed 6) Terminated Without Completion 7) UF / UA
 UF =Unfunded Projects UA = Unassigned Project



SB 338 Report May 1, 2009



ODF

Project Number	Planned Project Start Date	Actual Project Start Date	Project Status	Scheduled Project Completion Date	Actual Project Completion Date	Stimulus \$ Total	Number of New Jobs Created	Number of Existing Jobs Sustained	Construction Hrs	Number of Oregon residents employed on a project	Oregon Vendors providing required goods or services for a project	Oregon Subcontractors hired to carry out a project	Minority, Women, and Emerging Small Businesses working on a project	Estimated Energy Savings (\$)
45			6			\$ -								N/A
46	UF		6											N/A
47	5/15/09			06/15/09		\$ -								N/A
48	5/15/09			06/15/09		\$ -								N/A
49	4/30/09	4/30/09	3	06/01/09		\$ -								N/A
50	5/15/09			08/15/09		\$ -								N/A
51	UF		6											N/A
52	5/15/09			08/15/09		\$ -								N/A
53	4/1/09	4/1/09	3	06/01/09		\$ -								N/A
54	4/1/09	4/1/09	3	06/01/09		\$ -								N/A
55	4/1/09	4/1/09	3	06/01/09		\$ -								N/A
56	5/15/09			08/15/09		\$ -								N/A
57	5/15/09			07/15/09		\$ -								N/A
58	4/30/09	4/30/09	3	10/01/09		\$ -								N/A
59	6/1/09			10/01/09		\$ -								N/A
60	4/30/09	4/30/09	3	10/01/09		\$ -								N/A
61	5/15/09			08/15/09		\$ -								N/A
62	4/30/09	4/30/09	3	12/01/09		\$ -								N/A
63	3/24/09	3/24/09	3	06/01/11		\$ 3,762	0	6	54	6	3	2	0	N/A
						\$ 3,762	0	6	54	6	3	2	0	\$ -

Project Status = 3) On Schedule 4) Behind Schedule 5) Completed 6) Terminated Without Completion 7) UF / UA

UF =Unfunded Projects UA = Unassigned Project



**SB 338 Report
May 1, 2009**



OUS

Project Number	Planned Project Start Date	Actual Project Start Date	Project Status	Scheduled Project Completion Date	Actual Project Completion Date	Stimulus \$ Total	Number of New Jobs Created	Number of Existing Jobs Sustained	Construction Hrs	Number of Oregon residents employed on a project	Oregon Vendors providing required goods or services for a project	Oregon Subcontractors hired to carry out a project	Minority, Women, and Emerging Small Businesses working on a project	Estimated Energy Savings (\$)
64	4/23/09		3	10/30/09		\$ 21,292	1	1	0	3	0	4	0	\$ 18,000
65	2/11/09	2/11/09	3	10/1/10		\$ -	0	13		12		5		\$ 214,113
66	UA		6			\$ -								N/A
67			6			\$ -								N/A
68	4/30/09		1	7/12/09		\$ -								N/A
69	4/30/09		1	7/12/09		\$ -								N/A
70	4/30/09		1	7/12/09		\$ -								N/A
71	UF		6			\$ -								N/A
72	4/30/09		1	7/12/09		\$ -								N/A
73	4/30/09		1	7/12/09		\$ -								N/A
74	4/30/09		1	7/12/09		\$ -								N/A
75	UF		6			\$ -								N/A
76			6			\$ -								N/A
77	UF		6			\$ -								N/A
78	UF		6			\$ -								N/A
79	4/30/09		1	7/12/09		\$ -								N/A
80	UF		6			\$ -								N/A
81	UF		6			\$ -								N/A
82	UF		6			\$ -								N/A
83	UF		6			\$ -								N/A
84	4/30/09		1	7/12/09		\$ -								N/A
85	UF		6			\$ -								N/A
86	4/30/09		1	7/12/09		\$ -								N/A
87	4/30/09		1	7/12/09		\$ -								N/A
88	4/13/09		1	4/27/09		\$ 10								N/A
89	3/2/09	3/10/09	5	3/31/09	3/13/09	\$ -	0	5	31	5	1	0	0	N/A
90	UF		6			\$ -								N/A
91	4/30/09		1	6/17/09		\$ 10								N/A
92	4/27/09		1	5/27/09		\$ 15								N/A

Project Number	Planned Project Start Date	Actual Project Start Date	Project Status	Scheduled Project Completion Date	Actual Project Completion Date	Stimulus \$ Total	Number of New Jobs Created	Number of Existing Jobs Sustained	Construction Hrs	Number of Oregon residents employed on a project	Oregon Vendors providing required goods or services for a project	Oregon Subcontractors hired to carry out a project	Minority, Women, and Emerging Small Businesses working on a project	Estimated Energy Savings (\$)
93	4/28/09		1	5/28/09		\$ 15								N/A
94	UF		6			\$ -								N/A
95	4/30/09		1	7/12/09		\$ -								N/A
96	UF		6			\$ -								N/A
97	4/30/09		1	7/12/09		\$ -								N/A
98	4/30/09		1	7/12/09		\$ -								N/A
99	4/30/09		1	6/17/09		\$ 17								N/A
100	4/20/09		1	5/4/09		\$ 17								N/A
101	4/30/09		1	7/12/09		\$ -								N/A
102	3/27/09	3/27/09		5/27/09		\$ -								N/A
103	4/30/09		1	7/12/09		\$ -								N/A
104	4/7/09		1	6/7/09		\$ 250								N/A
105	12/26/08	12/26/08	5	1/5/09	1/5/09	\$ 34,370	0	3	115	3	7	0	0	N/A
106	5/26/09		1	7/26/09		\$ -								N/A
107	2/1/09	2/1/09	5	2/28/09	2/15/09	\$ 25,000	0	4	60	4	2	0	N/A	N/A
108	4/30/09		1	7/12/09		\$ -								N/A
109	4/30/09		1	7/26/09		\$ -								N/A
110	4/30/09		1	6/17/09		\$ 27								N/A
111	4/30/09		1	6/17/09		\$ 27								N/A
112	4/30/09		1	6/3/09		\$ 35								N/A
113	4/30/09		1	7/26/09		\$ -								N/A
114	4/20/09		1	5/20/09		\$ 37								N/A
115	4/30/09		1	6/3/09		\$ 37								N/A
116	4/30/09		1	7/12/09		\$ -								N/A
117	4/30/09		1	7/12/09		\$ -								N/A
118	4/30/09		1	8/14/09		\$ 50								N/A
119	4/2/09	4/2/09	3	6/30/09		\$ -								N/A
120	3/13/09	3/13/09	3	6/15/09		\$ 3,240	0	4	0	4	1	0	0	N/A
121	4/30/09		1	7/30/09		\$ 75								N/A
122	4/30/09		3	7/12/09		\$ -								N/A
123	4/30/09		1	7/26/09		\$ -								N/A
124	4/30/09		1	7/15/09		\$ 90								N/A
125	4/30/09		1	7/15/09		\$ 100								N/A
126	4/30/09		1	7/26/09		\$ -								N/A

Project Number	Planned Project Start Date	Actual Project Start Date	Project Status	Scheduled Project Completion Date	Actual Project Completion Date	Stimulus \$ Total	Number of New Jobs Created	Number of Existing Jobs Sustained	Construction Hrs	Number of Oregon residents employed on a project	Oregon Vendors providing required goods or services for a project	Oregon Subcontractors hired to carry out a project	Minority, Women, and Emerging Small Businesses working on a project	Estimated Energy Savings (\$)
127	4/30/09		1	7/30/09		\$ 2,900	0	0.8		0.8	1	0	1	N/A
128	4/30/09		1	8/15/09		\$ 5,515	0	4	0	4	0	0	0	N/A
129	4/15/09		3	8/31/09		\$ -								N/A
130	4/30/09		1	7/26/09		\$ -								N/A
131	4/30/09		1	7/12/09		\$ -								N/A
132	3/16/09	3/16/09	3	4/30/09		\$ 450	0	4	0	4	1	1	1	N/A
133	4/30/09		1	6/3/09		\$ 200								N/A
134	4/30/09		1	8/30/09		\$ 1,065	0	2		2	1	0	1	N/A
135	4/30/09		1	8/14/09		\$ 1,900	0	0.5		0.5	1	0	1	N/A
136	3/30/09	3/30/09	3	11/15/09		\$ -								N/A
137	4/30/09		1	8/14/09		\$ 220								N/A
138	4/15/09		3	10/15/09		\$ 9,393	0	5	0	5	3	0	1	N/A
139	4/30/09		1	8/30/09		\$ 250								N/A
140	4/30/09		1	7/12/09		\$ -								N/A
141	4/30/09		1	9/15/09		\$ -								N/A
142	4/30/09		1	8/15/09		\$ -								N/A
143	4/30/09		1	8/1/09		\$ 4,740	0	1	19.125	1	2	0	0	N/A
144	4/8/09	4/8/09	2	5/1/09		\$ -								N/A
145	4/30/09		1	7/4/09		\$ -								N/A
146	2/11/09	2/11/09	3	11/1/09		\$ -	0	8	0	6	4	0	2	N/A
147	4/30/09		3	11/15/09		\$ -								N/A
148	4/30/09		1	11/15/09		\$ -								N/A
149	4/30/09		1	7/15/09		\$ -								N/A
150	3/30/09	3/30/09	3	9/15/09		\$ -								N/A
151	4/14/09		1	9/15/09		\$ -								N/A
152	4/15/09		3	7/15/09		\$ 17,730	1	4		6	1	0	0	N/A
153	4/13/09		3	11/15/09		\$ -								N/A
154	4/14/09		1	9/15/09		\$ 1,118								N/A
155	4/30/09		3	9/15/09		\$ 19,049	0	1	0	2	0	2	0	N/A
156	3/31/09	3/31/09	3	10/31/09		\$ -		7		7	1	1	1	N/A
157	4/1/09	4/1/09	3	10/31/09		\$ -	1	0		3	0	1	0	N/A
158	4/30/09		3	9/15/09	9/15/09	\$ 9,367	0	1		1	0	0	0	N/A
159	3/30/09	3/23/09	3	10/31/10		\$ -	1	14		14	5	9	1	N/A
160	4/8/09		1	6/8/09		\$ -								N/A

Project Number	Planned Project Start Date	Actual Project Start Date	Project Status	Scheduled Project Completion Date	Actual Project Completion Date	Stimulus \$ Total	Number of New Jobs Created	Number of Existing Jobs Sustained	Construction Hrs	Number of Oregon residents employed on a project	Oregon Vendors providing required goods or services for a project	Oregon Subcontractors hired to carry out a project	Minority, Women, and Emerging Small Businesses working on a project	Estimated Energy Savings (\$)
161	3/1/09	3/1/09	2	5/1/09		\$ -								N/A
162	4/1/09	3/30/09	3	11/30/09		\$ 42,394	0	3		3	0	0	0	N/A
163	4/1/09	4/1/09	3	10/31/09		\$ 4,451	0	1	0	1	1	1	1	N/A
164	2/26/09	2/26/09	2	10/1/09		\$ 23,981	1	24	254	25	1	0	2	N/A
165		12/31/08	2	4/1/10		\$ 197,254	1	75	1118	72	1	0	1	N/A
166	3/1/08	3/26/08	3	4/1/10		\$ 1,025		1		1				N/A
167	2/23/05	2/23/05	3	12/31/06	12/31/06	\$ 40,608	20	13	0	29	1	0	0	N/A
168						\$ 26,210								N/A

Project Status = 3) On Schedule 4) Behind Schedule 5) Completed 6) Terminated Without Completion 7) UF / UA

UF =Unfunded Projects UA = Unassigned Project



**SB 338 Report
May 1, 2009**



OJD

Project Number	Planned Project Start Date	Actual Project Start Date	Project Status	Scheduled Project Completion Date	Actual Project Completion Date	Stimulus \$ Total	Number of New Jobs Created	Number of Existing Jobs Sustained	Construction Hrs	Number of Oregon residents employed on a project	Oregon Vendors providing required goods or services for a project	Oregon Subcontractors hired to carry out a project	Minority, Women, and Emerging Small Businesses working on a project	Estimated Energy Savings (\$)
169	4/24/09	4/24/09	3	09/30/09										N/A
						\$ -	0	0	0	0	0	0	0	\$ -

Project Status = 3) On Schedule 4) Behind Schedule 5) Completed 6) Terminated Without Completion 7) UF / UA
 UF =Unfunded Projects UA = Unassigned Project



SB 338 Report May 1, 2009



OMD

Project Number	Planned Project Start Date	Actual Project Start Date	Project Status	Scheduled Project Completion Date	Actual Project Completion Date	Stimulus \$ Total	Number of New Jobs Created	Number of Existing Jobs Sustained	Construction Hrs	Number of Oregon residents employed on a project	Oregon Vendors providing required goods or services for a project	Oregon Subcontractors hired to carry out a project	Minority, Women, and Emerging Small Businesses working on a project	Estimated Energy Savings (\$)
170	4/27/09					\$ -								N/A
171	4/24/09	4/23/09	3			\$ -								N/A
172	4/27/09	4/27/09	3			\$ 3,883								N/A
173	5/1/09					\$ 3,750								N/A
174	4/27/09			07/10/08		\$ -		20		20	2	2		N/A
175	4/20/09	4/20/09	3	07/17/09		\$ -		43		43	3	2		N/A
176	4/27/09	4/27/09	3			\$ 185								N/A
177	4/27/09					\$ 2,068								N/A
178	4/13/09	4/13/09	3	06/05/09		\$ -		20			6			N/A
179	4/27/09					\$ 2,780								N/A
180	4/20/09	4/20/09	3			\$ -		15						N/A
181	4/27/09					\$ 5,043								N/A
182	4/27/09	4/27/09	3			\$ 5,033								N/A
183	5/1/09					\$ 2,419								N/A
184	5/1/09					\$ 151								N/A
185	5/1/09	4/29/09	3			\$ -								N/A
186	5/1/09					\$ -								N/A
187	5/25/09					\$ -								N/A
						\$ 25,312	0	98	0	63	11	4	0	\$ -

Project Status = 3) On Schedule 4) Behind Schedule 5) Completed 6) Terminated Without Completion 7) UF / UA
 UF =Unfunded Projects UA = Unassigned Project



SB 338 Report May 1, 2009



OPRD

Project Number	Planned Project Start Date	Actual Project Start Date	Project Status	Scheduled Project Completion Date	Actual Project Completion Date	Stimulus \$ Total	Number of New Jobs Created	Number of Existing Jobs Sustained	Construction Hrs	Number of Oregon residents employed on a project	Oregon Vendors providing goods or services for a project	Oregon Subcontractors hired to carry out a project	Minority, Women, and Emerging Small Businesses working on a project	Estimated Energy Savings (\$)
188	1/30/09	1/2/09	3	04/15/09		\$ 7,884		5		5	3			N/A
189	4/30/09	2/5/09	3	05/31/09		\$ -		15		4	1			N/A
190	4/30/09	2/5/09	3	05/31/09		\$ -								N/A
191	4/6/09	2/5/09	3	04/20/09		\$ -								N/A
192	4/30/09	2/5/09	3	05/15/09		\$ -								N/A
193	4/30/09	2/5/09	3	06/30/09		\$ -								N/A
194	4/30/09	2/5/09	3	05/15/09		\$ -								N/A
195	4/6/09	1/2/09	3	05/31/09		\$ 21,041		24		9	3			N/A
						\$ 28,925	0	44	0	18	7	0	0	\$ -

Project Status = 3) On Schedule 4) Behind Schedule 5) Completed 6) Terminated Without Completion 7) UF / UA

UF =Unfunded Projects UA = Unassigned Project



SB 338 Report May 1, 2009



DSL

Project Number	Planned Project Start Date	Actual Project Start Date	Project Status	Scheduled Project Completion Date	Actual Project Completion Date	Stimulus \$ Total	Number of New Jobs Created	Number of Existing Jobs Sustained	Construction Hrs	Number of Oregon residents employed on a project	Oregon Vendors providing required goods or services for a project	Oregon Subcontractors hired to carry out a project	Minority, Women, and Emerging Small Businesses working on a project	Estimated Energy Savings (\$)
196	04/10/09		5	8/31/09		\$ 10,000	0	0	0	0	0	0	0	N/A
197	4/8/009		3	10/31/09		\$ 50,000	0	0	0	0	0	0	0	N/A
198	06/01/09		0	5/1/10		\$ 200,000	0	0	0	0	0	0	0	N/A
199	03/19/09		3	5/1/09		\$ 200,000								N/A
						\$ 460,000	0	0	0	0	0	0	0	\$ -

Project Status = 3) On Schedule 4) Behind Schedule 5) Completed 6) Terminated Without Completion 7) UF / UA

UF =Unfunded Projects UA = Unassigned Project



SB 338 Report May 1, 2009



ODOT

Project Number	Planned Project Start Date	Actual Project Start Date	Project Status	Scheduled Project Completion Date	Actual Project Completion Date	Stimulus \$ Total	Number of New Jobs Created	Number of Existing Jobs Sustained	Construction Hrs	Number of Oregon residents employed on a project	Oregon Vendors providing required goods or services for a project	Oregon Subcontractors hired to carry out a project	Minority, Women, and Emerging Small Businesses working on a project	Estimated Energy Savings (\$)
200	UF		6											N/A
201	UF		6											N/A
202	3/23/09	3/24/09	5	3/30/09	3/30/09	\$ 359	0	1	8	1	0	0	1	N/A
203	UF		6											N/A
204	UF		6											N/A
205			6											N/A
206	UF		6											N/A
207	3/4/09	3/4/09	5	3/4/09	3/6/09	\$ 1,207	0	1	10	1	1	0	0	N/A
208	3/31/09													N/A
209	UF		6											N/A
210	UF		6											N/A
211	UF		6											N/A
212	4/27/09			4/28/09										N/A
213	UF		6											N/A
214	5/1/09			5/5/09										N/A
215	UF		6											N/A
216	UF		6											N/A
217	4/6/09			4/10/09										N/A
218	5/1/09			5/8/09										N/A
219	UF		6											N/A
220	UF		6											N/A
221	UF		6											N/A
222	UF		6											N/A
223	4/3/09	4/2/09	3											N/A
224	5/1/09													N/A
225	4/6/09													N/A
226	3/17/09	3/17/09	5	3/18/09	3/18/09	\$ 1,108	0	1	9	1	4	0	1	N/A
227	4/7/09	4/9/09	3											N/A
228	4/6/09													N/A

Project Number	Planned Project Start Date	Actual Project Start Date	Project Status	Scheduled Project Completion Date	Actual Project Completion Date	Stimulus \$ Total	Number of New Jobs Created	Number of Existing Jobs Sustained	Construction Hrs	Number of Oregon residents employed on a project	Oregon Vendors providing required goods or services for a project	Oregon Subcontractors hired to carry out a project	Minority, Women, and Emerging Small Businesses working on a project	Estimated Energy Savings (\$)
229	4/20/09													N/A
230	4/20/09													N/A
231	5/1/09													N/A
232	4/6/09	3/26/09	3											N/A
233	4/8/09													N/A
234	4/20/09													N/A
235	5/1/09													N/A
236	UF		6											N/A
237	UF		6											N/A
238	4/13/09													N/A
239	3/10/09	3/12/09	5	3/25/09	3/27/09	\$ 10,688	3	2	63	5	3	1	4	N/A
240	UF		6											N/A
241	4/20/09													N/A
242	4/6/09													N/A
243			6											N/A
244	3/18/09	3/18/09	5	3/18/09	3/18/09	\$ 2,297	0	2	12	2	1	1	2	N/A
245	UF		6											N/A
246	4/6/09													N/A
247	3/19/09	3/19/09	5	3/19/09	3/19/09	\$ 3,420	0	3	16	3	3	2	3	N/A
248	3/3/09	3/3/09	5	3/10/09	3/13/09	\$ 6,978	0	4	90	4	3	2	4	N/A
249	3/23/09	3/23/09	5	3/30/09	4/1/09	\$ 7,581	0	2	60	2	3	0	2	N/A
250	UF		6											N/A
251	4/8/09													N/A
252	UF		6											N/A
253	UF		6											N/A
254	4/13/09	4/16/09	3											N/A
255	4/30/09	4/1/09	3											N/A
256	4/6/09													N/A
257	3/31/09													N/A
258	3/17/09	3/17/09	5	3/20/09	3/23/09	\$ 9,297	0	1	0	1	2	0	1	N/A
259	UF		6											N/A
260	3/31/09													N/A
261	4/17/09													N/A
262	UF		6											N/A

Project Number	Planned Project Start Date	Actual Project Start Date	Project Status	Scheduled Project Completion Date	Actual Project Completion Date	Stimulus \$ Total	Number of New Jobs Created	Number of Existing Jobs Sustained	Construction Hrs	Number of Oregon residents employed on a project	Oregon Vendors providing required goods or services for a project	Oregon Subcontractors hired to carry out a project	Minority, Women, and Emerging Small Businesses working on a project	Estimated Energy Savings (\$)
263	5/1/09													N/A
264	4/13/09													N/A
265	3/30/09													N/A
266	4/1/09													N/A
267	4/6/09	4/3/09	3											N/A
268	3/16/09	3/16/09	3											N/A
269	UF		6											N/A
270	3/23/09	3/23/09	5	3/31/09	3/22/09	\$ 14,139	0	3	40	3	2	2	2	N/A
271	4/15/09													N/A
272	2/16/09	3/9/09	5	2/17/09	3/16/09	\$ 15,000	0	8	152	8	2	2	0	N/A
273	UF		6											N/A
274	4/15/09													N/A
275	5/1/09													N/A
276	3/26/09													N/A
277	4/1/09													N/A
278	4/30/09													N/A
279	4/30/09													N/A
280	4/7/09	3/20/09	3											N/A
281	4/27/09													N/A
282	3/10/09	3/10/09	5	3/19/09	3/19/09	\$ 13,212	0	5	150	5	2	1	0	N/A
283	3/3/09	3/16/09	5	4/2/09	3/17/09	\$ 8,079	0	3	22	3	2	1	0	N/A
284	3/10/09	3/10/09	5	4/6/09	4/6/09	\$ 3,697	0	3	16	3	1	1	3	N/A
285	4/22/09													N/A
286	3/23/09	3/19/09	5	3/30/09	3/25/09	\$ 8,971	0	10	60	10	2	2	10	N/A
287	4/20/09													N/A
288	3/23/09	3/9/09	5	3/31/09	3/20/09	\$ 9,365	0	5	143	4	6	1	2	N/A
289	4/29/09													N/A
290	4/24/09													N/A
291	UF		6											N/A
292	UF		6											N/A
293	3/16/09													N/A
294	4/22/09													N/A
295	3/23/09	4/6/09	6	3/27/09	4/22/09	\$ 20,188	0	5	119.25	5	0	0	5	N/A
296			6											N/A

Project Number	Planned Project Start Date	Actual Project Start Date	Project Status	Scheduled Project Completion Date	Actual Project Completion Date	Stimulus \$ Total	Number of New Jobs Created	Number of Existing Jobs Sustained	Construction Hrs	Number of Oregon residents employed on a project	Oregon Vendors providing required goods or services for a project	Oregon Subcontractors hired to carry out a project	Minority, Women, and Emerging Small Businesses working on a project	Estimated Energy Savings (\$)
297	UF		6											N/A
298	4/20/09													N/A
299	UF		6											N/A
300	3/31/09													N/A
301	4/13/09													N/A
302	4/30/09													N/A
303	4/15/09													N/A
304	4/13/09													N/A
305	4/8/09													N/A
306	UF		6											N/A
307	5/1/09													N/A
308	4/6/09	3/31/09	3											N/A
309	4/31/2009													N/A
310	4/27/09													N/A
311	4/6/09													N/A
312	4/6/09													N/A
313	3/31/09													N/A
314	UF		6											N/A
315	4/6/09													N/A
316	4/27/09													N/A
317	4/27/09													N/A
318	4/27/09													N/A
319	3/31/09													N/A
320	5/1/09													N/A
321	4/15/09													N/A
322	10/1/09													N/A
323	10/1/09													N/A
324	4/27/09													N/A
325	4/30/09													N/A
326	4/6/09													N/A
327	4/27/09													N/A
328	4/1/09													N/A
329	4/9/09													N/A
330	5/1/09													N/A

Project Number	Planned Project Start Date	Actual Project Start Date	Project Status	Scheduled Project Completion Date	Actual Project Completion Date	Stimulus \$ Total	Number of New Jobs Created	Number of Existing Jobs Sustained	Construction Hrs	Number of Oregon residents employed on a project	Oregon Vendors providing required goods or services for a project	Oregon Subcontractors hired to carry out a project	Minority, Women, and Emerging Small Businesses working on a project	Estimated Energy Savings (\$)
331	5/1/09													N/A
332	5/1/09													N/A
333	4/15/09													N/A
						\$ 135,585	3	59	970.25	61	37	16	40	\$ -

Project Status = 3) On Schedule 4) Behind Schedule 5) Completed 6) Terminated Without Completion 7) UF / UA

UF =Unfunded Projects UA = Unassigned Project



SB 338 Report May 1, 2009



OYA

Project Number	Planned Project Start Date	Actual Project Start Date	Project Status	Scheduled Project Completion Date	Actual Project Completion Date	Stimulus \$ Total	Number of New Jobs Created	Number of Existing Jobs Sustained	Construction Hrs	Number of Oregon residents employed on a project	Oregon Vendors providing required goods or services for a project	Oregon Subcontractors hired to carry out a project	Minority, Women, and Emerging Small Businesses working on a project	Estimated Energy Savings (\$)
334	5/1/09	2/9/09	3	11/30/09		\$ 558	2	1		3				N/A
335	5/1/09	2/9/09	3	11/30/09		\$ 558	2	1		3				N/A
336	5/1/09	2/9/09	3	11/30/09		\$ 558	2	1		3				N/A
337	5/1/09	2/9/09	3	11/30/09		\$ 578	2	1		3				N/A
338	5/1/09	2/9/09	3	11/30/09		\$ 578	2	1		3				N/A
339	5/1/09	2/9/09	3	11/30/09		\$ 697	2	1		3				N/A
340	5/1/09	2/9/09	3	08/31/09		\$ 76	2	0		2				\$ 48,000
341	5/1/09	2/9/09	3	08/31/09		\$ 76	2	0		2				\$ 48,000
342	5/1/09	2/9/09	3	08/31/09		\$ 92	2	0		2				\$ 48,000
343	5/1/09	2/9/09	3	08/31/09		\$ 96	2	0		2				\$ 48,000
344	5/1/09	2/9/09	3	08/31/09		\$ 100	2	0		2				\$ 48,000
345	5/1/09	2/9/09	3	08/31/09		\$ 82	2	0		2				N/A
346	5/1/09	2/9/09	3	06/30/09		\$ 83	2	0		2				N/A
347	5/1/09	2/9/09	3	11/30/09		\$ 244	2	0		2				N/A
348	5/1/09	2/9/09	3	08/31/09		\$ 303	2	0		2				N/A
349	5/1/09	2/9/09	3	11/30/09		\$ 327	2	1		3				N/A
350	5/1/09	2/9/09	3	01/31/10		\$ 1,759	2	0		2				\$ 1,500,000
351	5/1/09	2/9/09	3	05/31/10		\$ 2,189	2	0		2				N/A
352	5/1/09	2/9/09	3	11/30/09		\$ 3,241	2	0		2				N/A
353	5/1/09	2/9/2009	3	05/31/10		\$ 16,775	3	5	0	8	2	2	0	N/A
354	5/1/09	2/9/09	3	05/31/10		\$ 7,192	2	4		6	1	0	0	N/A
355	5/1/09	2/9/09	3	2/31/2010		\$ 2,969	2	0		2				N/A
356	UA		6											
357	5/1/09	2/9/09	3	06/30/09		\$ 83	2	0		2				N/A
358	39934	2/9/09	3	11/31/2009		\$ 135	2	0		2				N/A
359	39934	2/9/09	3	11/31/2009		\$ 797	2	0		2				N/A
360	39934	2/9/09	3	11/31/2009		\$ 797	2	0		2				N/A
						\$ 40,941	53	16	0	69	3	2	0	\$ 1,740,000



SB 338 Report May 1, 2009



CCWD

Project Number	Planned Project Start Date	Actual Project Start Date	Project Status	Scheduled Project Completion Date	Actual Project Completion Date	Stimulus \$ Total	Number of New Jobs Created	Number of Existing Jobs Sustained	Construction Hrs	Number of Oregon residents employed on a project	Oregon Vendors providing required goods or services for a project	Oregon Subcontractors hired to carry out a project	Minority, Women, and Emerging Small Businesses working on a project	Estimated Energy Savings (\$)
361	4/30/09					\$ -	0	0	0	0	0	0	0	N/A
362	4/30/09					\$ -	0	0	0	0	0	0	0	\$ 1,160,000
363	4/30/09					\$ -	0	0	0	0	0	0	0	\$ 4,600,000
364	2/5/09	2/5/09	3	8/31/09		\$ 14,434	0	9	0	9	3	0	0	N/A
365	2/5/09	2/5/09	3	9/30/09		\$ -	0	0	0	0	0	0	0	N/A
366	2/5/09	2/5/09	3	10/31/09		\$ -	0	0	0	0	0	0	0	N/A
367	2/5/09	2/5/09	3	6/30/09		\$ -	0	0	0	0	0	0	0	N/A
368	2/5/09	2/5/09	3	4/30/09		\$ -	0	5	0	5	1	0	0	N/A
369	4/30/09			5/31/09		\$ -	0	0	0	0	0	0	0	N/A
370	2/26/09	2/26/09	3	8/31/09		\$ -	0	0	0	0	0	0	0	N/A
371	4/22/09			7/31/09		\$ -	0	0	0	0	0	0	0	N/A
372	2/5/09	2/5/09	3	9/30/09		\$ -	0	0	0	0	0	0	0	N/A
373	2/5/09	2/5/09	3	11/30/09		\$ 35,784	0	8	0	8	3	3	0	N/A
374	4/20/09			7/15/09		\$ -	0	0	0	0	0	0	0	N/A
375	3/20/09	3/20/09	3	11/16/09		\$ -	0	0	0	0	0	0	0	N/A
376	4/20/09			10/1/09		\$ -	0	0	0	0	0	0	0	N/A
377	4/13/09			12/1/09		\$ -	0	0	0	0	0	0	0	N/A
378	4/20/09			8/31/09		\$ -	0	0	0	0	0	0	0	N/A
379	4/20/09			9/15/09		\$ -	0	0	0	0	0	0	0	N/A
380	4/20/09			8/30/10		\$ -	0	0	0	0	0	0	0	N/A
381	4/20/09			8/31/09		\$ -	0	0	0	0	0	0	0	N/A
382	4/20/09			8/31/09		\$ -	0	0	0	0	0	0	0	N/A
383	3/31/09	3/31/09	3	5/29/09		\$ -	0	0	0	0	0	0	0	N/A
384	3/16/09	2/20/09	3	5/29/09		\$ 9,373	0	2	87.5	2	2	0	0	N/A
385	3/31/09	3/27/09	3	6/30/09		\$ -	0	0	0	0	0	0	0	N/A
386	3/16/09	3/16/09	3	9/1/09		\$ 81,850	0	7	692	7	2	5	0	N/A
387	4/27/09			8/17/09		\$ -	0	0	0	0	0	0	0	N/A
388	3/2/09	3/2/09	3	10/15/09		\$ 31,112	0	13	371	13	7	6	0	N/A
389	2/20/09	2/20/09	3	11/20/09		\$ 84,418	3	9	242	9	10	5	0	N/A

Project Number	Planned Project Start Date	Actual Project Start Date	Project Status	Scheduled Project Completion Date	Actual Project Completion Date	Stimulus \$ Total	Number of New Jobs Created	Number of Existing Jobs Sustained	Construction Hrs	Number of Oregon residents employed on a project	Oregon Vendors providing required goods or services for a project	Oregon Subcontractors hired to carry out a project	Minority, Women, and Emerging Small Businesses working on a project	Estimated Energy Savings (\$)
390	4/20/09			7/10/09		\$ -	0	0	0	0	0	0	0	N/A
391	4/20/09			7/15/09		\$ -	0	0	0	0	0	0	0	N/A
392	5/1/09			8/31/09		\$ 531,709	0	11	0	11	2	0	0	N/A
393	4/27/09			4/30/09		\$ -	0	0	0	0	0	0	0	N/A
394	5/1/09			6/1/09		\$ -	0	0	0	0	0	0	0	N/A
395	5/1/09			6/30/09		\$ -	0	0	0	0	0	0	0	N/A
396	5/1/09			8/14/09		\$ -	0	0	0	0	0	0	0	\$ 2,936
397	4/27/09			5/29/09		\$ -	0	0	0	0	0	0	0	\$ 1,670
398	5/1/09			7/1/09		\$ -	0	0	0	0	0	0	0	N/A
399	5/1/09			6/19/09		\$ -	0	0	0	0	0	0	0	N/A
400	5/1/09			7/24/09		\$ -	0	0	0	0	0	0	0	N/A
401	5/1/09			7/31/09		\$ -	0	0	0	0	0	0	0	N/A
402	5/1/09			5/8/09		\$ -	0	0	0	0	0	0	0	\$ 396
403	5/1/09			7/24/09		\$ -	0	0	0	0	0	0	0	N/A
404	5/1/09			7/31/09		\$ -	0	0	0	0	0	0	0	N/A
405	3/27/09	3/27/09	5	4/3/09	3/27/09	\$ -	0	1	0	1	2	0	0	\$ 298
406	4/13/09			4/30/09		\$ -	0	0	0	0	0	0	0	\$ 1,972
407	4/13/09			4/30/09		\$ -	0	0	0	0	0	0	0	\$ 1,972
408	5/1/09			5/29/09		\$ 121	1	2	0	3	0	0	0	N/A
409	5/1/09			9/4/09		\$ -	0	1	0	1	1	0	0	TBD
410	5/1/09			9/11/09		\$ -	0	0	0	0	0	0	0	N/A
411	5/1/09			9/4/09		\$ -	0	0	0	0	0	0	0	\$ 2,400
412	5/1/09			9/4/09		\$ 1,738	0	0	0	0	0	0	0	TBD
413	5/1/09			6/19/09		\$ -	0	0	0	0	0	0	0	N/A
414	5/1/09			7/24/09		\$ -	0	0	0	0	0	0	0	N/A
415	5/1/09			7/31/09		\$ -	0	0	0	0	0	0	0	N/A
416	5/1/09			9/4/09		\$ 1,663	0	0	0	0	0	0	0	TBD
417	5/1/09			9/4/09		\$ -	0	0	0	0	0	0	0	\$ 1,100
418	5/1/09			5/8/09		\$ -	0	0	0	0	0	0	0	\$ 196
419	5/1/09			6/26/09		\$ -	0	0	0	0	0	0	0	\$ 1,690
420	4/15/09			6/30/09		\$ 15,400	0	28	0	25	3	1	1	N/A
421	4/27/09					\$ 124	0	0	0	0	0	0	0	\$ 2,150
422	4/27/09					\$ 155	0	0	0	0	0	0	0	\$ 3,100
423	4/15/09					\$ 101	0	0	0	0	0	0	0	\$ 950

Project Number	Planned Project Start Date	Actual Project Start Date	Project Status	Scheduled Project Completion Date	Actual Project Completion Date	Stimulus \$ Total	Number of New Jobs Created	Number of Existing Jobs Sustained	Construction Hrs	Number of Oregon residents employed on a project	Oregon Vendors providing required goods or services for a project	Oregon Subcontractors hired to carry out a project	Minority, Women, and Emerging Small Businesses working on a project	Estimated Energy Savings (\$)
424	4/27/09					\$ 62	0	0	0	0	0	0	0	\$ 830
425	6/10/09					\$ 163	0	0	0	0	0	0	0	\$ 7,650
426	4/16/09					\$ 28	0	0	0	0	0	0	0	\$ 14,045
427	4/27/09					\$ 62	0	0	0	0	0	0	0	N/A
428	4/22/09					\$ 77	0	0	0	0	0	0	0	N/A
429	4/28/09					\$ 8	0	0	0	0	0	0	0	N/A
430	4/27/09					\$ 23	0	0	0	0	0	0	0	\$ 75
431	4/30/09					\$ -	0	0	0	0	0	0	0	N/A
432	4/30/09					\$ -	0	0	0	0	0	0	0	N/A
433	4/30/09					\$ -	0	0	0	0	0	0	0	N/A
434	4/30/09					\$ -	0	0	0	0	0	0	0	N/A
435	4/30/09					\$ -	0	0	0	0	0	0	0	N/A
436	4/30/09					\$ -	0	0	0	0	0	0	0	N/A
437	4/27/09			6/30/09		\$ -	0	0	0	0	0	0	0	N/A
438	4/27/09			7/31/09		\$ -	0	0	0	0	0	0	0	N/A
439	4/1/09	3/17/09	3	4/17/09		\$ 41,464	2	7	0	9	3	3	1	N/A
440	4/27/09			6/30/09		\$ -	0	0	0	0	0	0	0	N/A
441	4/30/09			7/1/09		\$ -	0	4	0	4	2	1	1	N/A
442	4/27/09			7/15/09		\$ -	0	0	0	0	0	0	0	N/A
443	4/30/09			9/11/09		\$ -	0	0	0	0	0	0	0	\$ 6,000
444	4/30/09			9/11/09		\$ -	0	2	0	2	0	0	0	N/A
445	4/28/09			3/1/10		\$ -	1	0	0	1	0	0	0	N/A
446	4/28/09			3/1/10		\$ -	0	0	0	0	0	0	0	N/A
447	4/27/09			3/1/10		\$ -	0	0	0	0	0	0	0	N/A
448	4/28/09			3/1/10		\$ -	0	0	0	0	0	0	0	N/A
449	4/28/09			3/1/10		\$ -	0	0	0	0	0	0	0	N/A
450	4/28/09			3/1/10		\$ -	0	0	0	0	0	0	0	N/A
451	4/28/09			3/1/10		\$ -	0	0	0	0	0	0	0	N/A
452	4/3/09			3/1/10		\$ -	7	1	0	8	0	0	0	N/A
453	4/29/09			3/1/10		\$ -	0	0	0	0	0	0	0	N/A
454	4/29/09			3/1/10		\$ -	0	0	0	0	0	0	0	N/A
455	4/29/09			3/1/10		\$ -	0	0	0	0	0	0	0	N/A
456	4/29/09			3/1/10		\$ -	0	0	0	0	0	0	0	N/A
457	4/29/09			3/1/10		\$ -	0	0	0	0	0	0	0	N/A

Project Number	Planned Project Start Date	Actual Project Start Date	Project Status	Scheduled Project Completion Date	Actual Project Completion Date	Stimulus \$ Total	Number of New Jobs Created	Number of Existing Jobs Sustained	Construction Hrs	Number of Oregon residents employed on a project	Oregon Vendors providing required goods or services for a project	Oregon Subcontractors hired to carry out a project	Minority, Women, and Emerging Small Businesses working on a project	Estimated Energy Savings (\$)
458	4/29/09			3/1/10		\$ -	0	0	0	0	0	0	0	N/A
459	4/29/09			3/1/10		\$ -	0	0	0	0	0	0	0	N/A
460	3/24/09	3/25/09	3	6/30/09		\$ 2,410	0	0	0	0	0	0	0	\$ 59,100
461	3/17/09	3/18/09	3	6/30/09		\$ 2,514	0	0	0	0	0	0	0	\$ 443,280
462	3/27/09	3/31/09	3	6/30/09		\$ -	0	0	0	0	0	0	0	N/A
463	3/27/09	3/31/09	3	6/30/09		\$ -	0	0	0	0	0	0	0	N/A
464	3/27/09	3/30/09	3	6/30/09		\$ -	0	0	0	0	0	0	0	\$ 10,000
465	3/9/09	3/11/09	3	6/30/09		\$ 17,223	0	11	160	11	2	0	0	N/A
466	3/27/09	3/30/09	3	6/30/09		\$ -	0	0	0	0	0	0	0	\$ 1,063,920
467	3/27/09	3/30/09	3	6/30/09		\$ -	0	0	0	0	0	0	0	\$ 15,000
468	3/27/09	3/30/09	3	6/30/09		\$ -	0	0	0	0	0	0	0	N/A
469	3/19/09	3/20/09	3	6/30/09		\$ -	0	0	0	0	0	0	0	N/A
470	3/17/09	3/18/09	3	6/30/09		\$ 494	0	0	0	0	0	0	0	N/A
471	3/27/09	3/30/09	3	6/30/09		\$ -	0	0	0	0	0	0	0	N/A
472	3/27/09	3/30/09	3	6/30/09		\$ -	0	0	0	0	0	0	0	N/A
473	3/26/09	3/31/09	3	6/30/09		\$ -	0	0	0	0	0	0	0	N/A
474	4/30/09			9/1/09		\$ -	0	0	0	0	0	0	0	N/A
475	4/1/09			8/31/09		\$ -	0	0	0	0	0	0	0	N/A
476	4/6/09			8/31/09		\$ -	0	0	0	0	0	0	0	N/A
477	4/6/09			9/30/09		\$ -	0	0	0	0	0	0	0	N/A
478	4/1/09			8/31/09		\$ -	0	0	0	0	0	0	0	N/A
479	4/6/09			8/31/09		\$ -	0	0	0	0	0	0	0	N/A
480	4/6/09			8/31/09		\$ -	0	0	0	0	0	0	0	N/A
481	4/1/09	3/19/09	3	5/29/09		\$ -	0	4	13.5	4	2	1	0	N/A
482	4/1/09	3/19/09	3	5/29/09		\$ -	0	4	1	4	1	1	0	N/A
483	4/1/09	3/19/09	3	6/19/09		\$ -	0	4	13	4	1	1	0	N/A
484	4/1/09	3/19/09	3	5/15/09		\$ -	0	2	1	2	1	1	0	N/A
485	4/1/09	3/19/09	3	5/15/09		\$ -	0	2	1	2	1	1	0	N/A
486	2/18/09	3/23/08	3	3/31/10		\$ -	0	6	0	6	2	1	1	N/A
487	3/31/09	3/31/09	3			\$ -	0	0	0	0	0	0	0	N/A
488	3/19/09	3/31/09	3	12/31/10		\$ -	0	0	0	0	0	0	0	N/A
489	3/18/09			9/15/09		\$ -	0	0	0	0	0	0	0	N/A
490	3/30/09	3/31/09	3	3/30/10		\$ -	1	2	0	3	1	0	1	N/A
491	3/5/09	3/5/09	3	2/1/10		\$ -	2	4	0	6	0	0	1	N/A

Project Number	Planned Project Start Date	Actual Project Start Date	Project Status	Scheduled Project Completion Date	Actual Project Completion Date	Stimulus \$ Total	Number of New Jobs Created	Number of Existing Jobs Sustained	Construction Hrs	Number of Oregon residents employed on a project	Oregon Vendors providing required goods or services for a project	Oregon Subcontractors hired to carry out a project	Minority, Women, and Emerging Small Businesses working on a project	Estimated Energy Savings (\$)
492	4/1/09	4/1/09	3	9/30/09		\$ -	0	0	0	0	0	0	0	N/A
493	3/31/09			9/30/10		\$ -	0	0	0	0	0	0	0	N/A
494	4/15/09			12/31/09		\$ -	0	0	0	0	0	0	0	N/A
495	4/15/09			9/9/09		\$ -	0	0	0	0	0	0	0	N/A
496	3/23/09	3/23/09	3			\$ 18,937	0	10	190	10	3	3	1	N/A
497	3/23/09			9/5/09		\$ -	0	0	0	0	0	0	0	\$ 10,338
498	4/8/09			10/31/09		\$ -	0	0	0	0	0	0	0	\$ 15,500
499	4/2/09			9/1/09		\$ -	0	0	0	0	0	0	0	N/A
500	4/15/09			9/9/09		\$ -	0	0	0	0	0	0	0	N/A
501	4/8/09			9/30/09		\$ -	0	0	0	0	0	0	0	N/A
502	4/15/09			9/9/09		\$ -	0	0	0	0	0	0	0	N/A
503	4/8/09			10/31/09		\$ -	0	0	0	0	0	0	0	\$ 10,000
504	3/16/09			4/2/10		\$ -	0	0	0	0	0	0	0	N/A
505	6/1/09					\$ -	0	0	0	0	0	0	0	N/A
506	4/1/09	3/3/09	3			\$ -	0	3	40	3	3	2	0	\$ 161,463
507	5/1/09					\$ -	0	0	0	0	0	0	0	N/A
508	5/1/09					\$ -	0	0	0	0	0	0	0	N/A
509	4/1/09	4/1/09	3			\$ -	0	0	0	0	0	0	0	N/A
510	4/1/09					\$ -	0	0	0	0	0	0	0	N/A
511	5/1/09					\$ -	0	0	0	0	0	0	0	\$ 282,139
512	4/1/09					\$ -	0	0	0	0	0	0	0	N/A
513	4/1/09	3/18/09	3			\$ -	0	0	0	0	0	0	0	N/A
514	4/1/09					\$ -	0	0	0	0	0	0	0	N/A
515	4/1/09					\$ -	0	0	0	0	0	0	0	N/A
516	4/1/09					\$ 3,895	0	4	0	4	0	0	0	N/A
517	4/1/09					\$ 3,574	0	3	0	3	0	0	0	N/A
518	4/1/09					\$ 1,850	0	4	0	4	0	0	0	N/A
519	4/1/09					\$ 175	0	4	0	4	0	0	0	N/A
520	4/1/09					\$ 3,483	0	6	0	6	0	0	0	\$ 128,620
521	4/1/09					\$ 704	0	3	0	3	0	0	0	N/A
522	4/1/09					\$ 3,737	0	6	0	6	0	0	0	\$ 150,740
523	4/1/09					\$ 489	0	3	0	3	0	0	0	N/A
524	4/1/09					\$ 3,686	0	5	0	5	0	0	0	N/A
525	4/1/09					\$ 580	0	2	0	2	0	0	0	N/A

Project Number	Planned Project Start Date	Actual Project Start Date	Project Status	Scheduled Project Completion Date	Actual Project Completion Date	Stimulus \$ Total	Number of New Jobs Created	Number of Existing Jobs Sustained	Construction Hrs	Number of Oregon residents employed on a project	Oregon Vendors providing required goods or services for a project	Oregon Subcontractors hired to carry out a project	Minority, Women, and Emerging Small Businesses working on a project	Estimated Energy Savings (\$)
526	4/1/09					\$ 1,351	0	3	0	3	0	0	0	N/A
527	4/1/09					\$ 2,076	0	5	0	5	0	0	0	N/A
528	4/27/09					\$ -	0	0	0	0	0	0	0	N/A
529	4/30/09			9/4/09		\$ -	0	0	0	0	0	0	0	N/A
530	4/21/09			9/4/09		\$ -	0	0	0	0	0	0	0	N/A
531	4/23/09			9/11/09		\$ -	0	0	0	0	0	0	0	N/A
532	4/21/09			9/3/09		\$ -	0	0	0	0	0	0	0	N/A
533	4/28/09			9/3/09		\$ -	0	0	0	0	0	0	0	N/A
534	4/28/09			9/3/09		\$ -	0	0	0	0	0	0	0	N/A
535	4/28/09			9/11/09		\$ -	0	0	0	0	0	0	0	N/A
536	4/21/09			6/30/09		\$ -	0	0	0	0	0	0	0	N/A
537	4/21/09			6/30/09		\$ -	0	0	0	0	0	0	0	N/A
538	4/1/09	4/6/09	3	5/22/09		\$ -	0	0	0	0	0	0	0	N/A
539	4/1/09	2/16/09	3	9/30/09		\$ -	0	1	0	1	1	0	0	\$ 62,743
540	4/1/09	2/16/09	3	9/30/09		\$ 2,596	0	2	0	2	1	0	0	N/A
541	4/1/09	3/23/09	3	6/30/09		\$ 16,000	2	3	322	5	1	0	0	N/A
542	4/20/09			9/30/09		\$ -	0	0	0	0	0	0	0	N/A
543	4/27/09			1/31/10		\$ -	0	0	0	0	0	0	0	N/A
544	4/27/09			11/30/09		\$ -	0	0	0	0	0	0	0	N/A
545	4/1/09	3/20/09	3	9/30/09		\$ -	0	14	170.5	14	1	0	0	N/A
546	4/27/09			6/30/09		\$ -	0	0	0	0	0	0	0	N/A
547	4/20/09			6/30/09		\$ -	0	0	0	0	0	0	0	N/A
						\$ 935,640	19	230	2304.5	243	62	35	7	\$ 8,222,273

Project Status = 3) On Schedule 4) Behind Schedule 5) Completed 6) Terminated Without Completion 7) UF / UA

UF =Unfunded Projects UA = Unassigned Project



SB 338 Report May 1, 2009



#	Agency	Project Name -	Contractor Comments -	Agency Comments -	Additional Project Information -
1	DAS	Central Point Carpet Replacemnet	This project has gone smoothly and has benefited three Oregon based businesses during this time of uncertainty.		
2	DAS	UPS Battery Replacement SDC			
3	DAS	Carpet Replacement			
4	DAS	L&I Bldg. Domestic Water Pipe Replcmnt.			
5	DAS	Exterior Canopy- Pendleton 202		The numbers reported in line items 26 through 35 above reflect the design efforts for three projects that were combined into one design contract. The three projects that were combined in these areas are DAS_0005 Exterior Canopy - Pendleton 202, DAS_0006	
6	DAS	Chiller Replacement - Pendleton 201		The numbers to be reported in line items 26 through 35 are listed in the report for DAS_0005 - Exterior Canopy - Pendleton 202 because the design efforts for three projects were combined into one design contract	
7	DAS	Unfunded			
8	DAS	Unfunded			
9	DAS	Painting/Ceiling Tile/Restroom Improv.			The scope of work for this project includes replacement of all ceiling tile, repainting of all walls and doors, and renovation to 6 restrooms.
10	DAS	PSOB Fire System Upgrade - Ph. 2		The numbers to be reported in line items 26 through 35 are listed in DAS_0005 - Exterior Canopy - Pendleton 202 because the design efforts for three projects were combined into one design contract. The three projects that were combined are DAS_0005 Ext	His project is Phase 2 of the Portland State Office Building Fire Panel Replacement Project. Phase 2 is required by the City of Portland Fire Marshall to bring the rest of the buildings fire system up to code. Phase 1 replaced the fire panel under an Em
11	DOC	Replace Freezer Lighting at CDC		Energy Savings and CO2 savings will be calculated when total number of fixtures replaced is known after bidding. Procurement in process for fixtures, construction advertised.	

#	Agency	Project Name -	Contractor Comments -	Agency Comments -	Additional Project Information -
12	DOC	Replace expired wireless batteries		Procurement started for components.	Project will be accomplished at four locations in Salem (OSP, OSCI, SCI, MCCF) and one in Tillamook (SFFC)
13	DOC	Replace backup electrical system		Energy savings and CO2 savings will be calculated after determination of solar panel output.	
14	DOC	Install solar system		Energy savings and CO2 savings will be calculated after determination of solar panel output.	And food bank buildings at TRCI
15	DOC	Replace out of date Security System		Procurement for hardware in process.	out of date systems at TRCI.
16	DOC	Replace failing unit door control sys		Procurement for hardware in process.	systems with computer based system.
17	DOC	Replace warehouse Lighting at CDC		Energy Savings and CO2 savings will be calculated when total number of fixtures replaced is known after bidding. Procurement in process for fixtures, construction advertised.	Efficient fluorescent lighting.
18	DOC	Electrical panel upgrades			on electrical distribution panels for code compliance at all institutions. Project to be accomplished at SRCI in Ontario, PRCF in Baker City, EOCl in Pendleton, TRCI in Umatilla, CRCI in Portland, CCCF in Wilsonville, SFFC in Tillamook, DRCl in Madras, SCC
19	DOC	Replace electronic security network		Procurement for hardware in process	Network at SRCI.
20	DOC	Replace Lighting for energy efficiency		Identifying most appropriate light fixture and luminaire for installation to support product standardization at project sites.	Efficient LED fixtures in non inmate handling areas at all institutions. Project to be accomplished at SRCI in Ontario, PRCF in Baker City, EOCl in Pendleton, TRCI in Umatilla, CRCI in Portland, CCCF in Wilsonville, SFFC in Tillamook, DRCl in Madras, SCC
21	ODWF	Sandy Hatchery Parking Lot Const		Out to Bid: Closes 4/27/09	Out to Bid: Closes 4/27/09
22	ODWF	Denman Storage Bldg		Out to Bid: Closes 4/20/09	Out to Bid: Closes 4/20/09
23	ODWF	PW Schneider Storage Bldg		Out to Bid: Closes 4/23/09	Out to Bid: Closes 4/23/09
24	ODWF	Sauvie Island Storage Bldg		Intent to Award provided 4/17/09	Intent to Award provided 4/17/09
25	ODWF	Enterprise District Office Elevator		Out to Bid: Closes 4/28/09	Out to Bid: Closes 4/28/09
26	ODWF	New Bldg at Hatfield Marine Science Ctr		Closed 4/14/09	Closed 4/14/09

#	Agency	Project Name -	Contractor Comments -	Agency Comments -	Additional Project Information -
27	ODWF	Roaring River Hatchery Repair Storage Bldg			
28	ODWF	McKenzie Hatchery ADA Sidewalk			
29	ODWF	Alsea Hatchery Domestic Well Building	we did not start this project yet.		
30	ODWF	EE Wilson Wildlife Area Heat Pump			
31	ODWF	Summer Lake Wildlife Area New Well		Closed 4/16/09	
32	ODWF	Salmon River Hatchery Heat Pumps		Out to Bid: Closes 4/22/09	
33	ODWF	South Willamette District Office Replace Electric		Out to Bid: Closes 4/27/09	
34	ODWF	Southwest Region Office HVAC System Upgrade		Out to Bid: Closes 4/28/09	
35	ODWF	Cascade Hatchery Electrical Panel Upgrade		Out to Bid: Closes 4/24/09	
36	ODWF	Oxbow Hatchery Electrical Service and Panel Upgrade		Out to Bid: Closes 4/24/09	
37	ODWF	Rock Creek Hatchery Umpqua Pump Station Electrical Upgrades		In Engineering (Coordinating with PacifiCorp)	
38	ODWF	McKenzie Hatchery Pond Bottom Resurfacing		Out to Bid: Closes 4/27/09	
39	ODWF	Rock Creek Hatchery Supply Pipeline Replacement		Closed 4/10/09	
40	ODWF	Salmon River Hatchery New Residence		Intent to Award provided 4/14/09	
41	ODWF	EE Wilson Wildlife Area Residence Replacement	Have not started yet, we just received letter of intent and are working on getting the bonds and insurance requirements done	Under Construction	
42	ODWF	Willamette Falls Fishway Entrance 1 Foundation Settlement Repair - Phase 1		Intent to Award provided 4/9/09	
43	ODWF	North Nehalem Hatchery Supply Pipeline Replacement		Out to Bid: Closes 4/23/09	
44	ODWF	Canyon Creek Meadows Dam Removal Project - Phase 1		Out to Bid: Closes 4/16/09	
45	ODF	Warehouse Columns			
46	ODF	Unfunded			
47	ODF	Prineville Lighting Project			
48	ODF	Prineville Project Lighting			

#	Agency	Project Name -	Contractor Comments -	Agency Comments -	Additional Project Information -
49	ODF	Springfield-Office Flooring			Replace Vinyl Flooring, Refinish casework, OFC/ODFW OFC- SPACE
50	ODF	Veneta Siding			
51	ODF	Unfunded			
52	ODF	Veneta, Shop Siding			
53	ODF	Philomath Carpet			
54	ODF	Dallas Carpet Replacement		Materials Ordered.	
55	ODF	Toledo Carpet Replacement		Materials Ordered	
56	ODF	Veneta Replace Siding			
57	ODF	K-Falls Fire Cache Electrical			
58	ODF	Elkton Loading Dock			
59	ODF	Tillamook Siding replacement			
60	ODF	Processing Ceiling / Mold Remediation			Processing Plant Repaint, Mold remediation, replace ceilings
61	ODF	Veneta			
62	ODF	Processing Plant Roof Replacement			Processing Plant Repaint, Mold remediation, replace ceilings
63	ODF	John Day/ Sisters Relocation		Architects, Geo-Technical Engineer & Surveyor Under Contract and Working	
64	OUS	Owens Hall Comprhensive Renovation		OUS Capital Support Assessment - \$1,715	
65	OUS	Campus Loop Phase II		Agency costs - \$17,584.14	
66	OUS	Unassigned			
67	OUS	Phys. Ed Building		Project 0067 is reported in Project #0167 as is a part of the Health & Wellness project.	
68	OUS	Office/Lab Bldg-Rpl Front Entry Door		Project not started due to BOLI mediation	
69	OUS	Lab - Insulate Building		Project not started due to BOLI mediation	
70	OUS	Office/Lab Building - Replace Gutters		Project not started due to BOLI mediation	
71	OUS	Baccus Garden Fence			
72	OUS	Replace Double Doors - Basement		Project not started due to BOLI mediation	
73	OUS	Cold Storage - Replace Gutters		Project not started due to BOLI mediation	

#	Agency	Project Name -	Contractor Comments -	Agency Comments -	Additional Project Information -
74	OUS	Gen Lighting -Lighting/Energy Upgrade		Project not started due to BOLI mediation	
75	OUS	Storage Garage			
76	OUS	Seafood Reasearch Center - Unfunded			
77	OUS	Office Lab Building--Repaint Exterior			
78	OUS	Gravel Access Drives--Regravel Drives			
79	OUS	Office/Lab Bldg-Repr Work Room Cabinets		Project not started due to BOLI mediation	
80	OUS	Gravel Access Drives--Regravel Drives			
81	OUS	Potato Storage Prop Refurbish Heating System			
82	OUS	Office/Shop Refurbish Heating System			
83	OUS	Seafood Research Center Repair Windows			
84	OUS	Waste - Refurbish Waste Collection Area		Project not started due to BOLI mediation	
85	OUS	Gravel Access Drives--Regravel			
86	OUS	Truck Scale - Replace Overhead Door		Project not started due to BOLI mediation	
87	OUS	Truck Scale-Replace Sliding Door		Project not started due to BOLI mediation CSE Engineering contract executed	
88	OUS	HVAC upgrade-CPS			
89	OUS	Campus-Add ADA Path to Softball		All March invoices may not have been received/processed.	
90	OUS	Seafood Research Center - Repair Perchloric Duct/Hood			
91	OUS	Door Access Control-classrooms			
92	OUS	Fire Alarm System-Art East			
93	OUS	Fire Alarm System-ECP			
94	OUS	Access Drives--Add Gravel			
95	OUS	Access Drives-Refurbish 8 Cattle Guards		'Project not started due to BOLI mediation \$15.00 agency fees.	
96	OUS	Hay Barn-Repair Poles			
97	OUS	Irrigation Mainline - Refurbish		'Project not started due to BOLI mediation \$15.00 agency fees.	

#	Agency	Project Name -	Contractor Comments -	Agency Comments -	Additional Project Information -
98	OUS	Lab - Re-Side/Paint Building Exterior		Project not started due to BOLI mediation \$15.00 agency fees.	
99	OUS	Door Access Control-Theatre			
100	OUS	Variable Frequency Drive	Awaiting equipment from manufacturer		
101	OUS	Dipping Vat Building - Refurbish		Project not started due to BOLI mediation \$20.00 agency fees.	
102	OUS	Metabolism Barn-Repl Overhead Doors		Project not started due to BOLI mediation \$20.00 agency fees.	
103	OUS	Line Fence - Re-Place Line Fence		Project not started due to BOLI mediation \$20.00 agency fees.	
104	OUS	Rain Gutters		Project not started due to weather, project will start weather permitting \$25.00 agency fees	
105	OUS	Seafood Research Ctr-Replace Boiler		\$25.00 agency fees.	
106	OUS	Seafood Research Ctr-Refinish Ext Siding		Project not started due to weather \$25.00 agency fees.	
107	OUS	Dock - Replace Floats		\$25.00 agency fees.	
108	OUS	Corral - Re-Place Corral & Waterers		Project not started due to BOLI mediation and awaiting materials. \$25.00 agency fee.	
109	OUS	Equipment Shed - Re-Roof		Project not started due to weather and BOLI mediation \$65.00 agency fee	
110	OUS	Door Access Control-Britt			
111	OUS	Door Access Library			
112	OUS	Fire Alarm System Replacement			
113	OUS	Equipment Shed - Reroof		Project not started due to weather and BOLI mediation \$35.00 agency fee	
114	OUS	Elevator Upgrade-CH			
115	OUS	Elevator Upgrade-EP			
116	OUS	Lab - Refurbish HVAC System		Project not started due to BOLI mediation	
117	OUS	Refurb Chem Storage/Mixing Area		Project not started due to BOLI mediation \$40.00 agency fee	
118	OUS	HVAC Upgrade MN			
119	OUS	Rice-Replace Motors w/ High Eff., VFD			No invoice to date. Contract awarded 4/2/2009.

#	Agency	Project Name -	Contractor Comments -	Agency Comments -	Additional Project Information -
120	OUS	Expanded Digital Control	Johnson Controls - Portland Service Branch - Expenses incurred during March 2009 for project engineering, development, and mobilization.	BOLI - \$250	For energy conservation.
121	OUS	Exterior Lighting			
122	OUS	Exterior Door and Hardware Replacement		Project in design stage --Devco Contract Executed \$75.00 agency fee	
123	OUS	Drying Bldg - Refurbish Chem Storage		Project not started due to weather \$80.00 agency fee	
124	OUS	Roof replacement-CE			
125	OUS	Storm Water drainage Improvements			
126	OUS	Office - ADA Access & Refurbish Siding		Project not started due to weather CSE Engineering Contract Executed \$100.00 agency fee	
127	OUS	Roof Replacement-Music		Ray Kistler of Kistler, Small, and White Inv #192, 3/3/2009	
128	OUS	Theatre Roof Replacement	NEW ROOFING SYSTEM WILL HAVE UPGRADED INSULATION, HOWEVER, EFFICIENCY FACTOR OR IMPROVEMENTS ARE UNKNOWN.	Contractor, Ogden Roemer Wilkerson Architecture, Inc for design services. Actual roofing has not begun.	
129	OUS	Campbell-convert from steam to hydronics			
130	OUS	Parking lot paving		Project not started due to weather Devco Contract Executed \$150.00 agency fee	
131	OUS	Extension Office - Refurbish		Project not started--awaiting on asbestos survey results \$150.00 agency fee	
132	OUS	Learning Resources Ctr: Interior Finishes			Recommendations. OIT has spent \$53,634 on Lights and Fixtures. BOLI \$250
133	OUS	Fire Alarm System replacement			
134	OUS	Classroom Modernization CH		Ray Kistler of Kistler, Small, and White Inv 191 3/3/09	
135	OUS	Toilet Upgrades-Science Bldg		Ray Kistler of Kistler, Small, and White INV 195, 3/4/2009	
136	OUS	Code & Safety Compliance Improvements			
137	OUS	Roof replacement McNeal			

#	Agency	Project Name -	Contractor Comments -	Agency Comments -	Additional Project Information -
138	OUS	Replacement of Direct Burial 12,000V Elec	Fluent Engineering, Inc is ESB #5556.	In process of Intent to Award to General Contractor. OUS Capital Support Assessment: \$250 UPE725	Insert new 12,000V cable. This improves dependability of campus electrical distribution system.
139	OUS	Boiler replacement phase 2			
140	OUS	Seismic Upgrades		Project in design stage Devco Contract Executed \$250.00 agency fee	
141	OUS	Exterior Building Repairs			
142	OUS	Replace plumbing building 900		Project in design stage R&W Engineering Contract Executed \$300.00 agency fee	
143	OUS	0143-Renov Labs in Ed Wing-HMSC		Halco Welding and Design Space Modular rental storage units make up these costs \$690.00 for storage units (materials). All remaining numbers for Halco Welding \$363 in other agency fees	
144	OUS	Strand Ag 1st Floor SE Bathrooms/Lab		Asbestos work needed \$2017 agency fees	
145	OUS	Gill Coliseum - exterior paint		Project not started due to weather \$500.00 agency fee	
146	OUS	AB Acad. Modern. & Access.		Agency costs - \$4,668.65; March invoices not received/processed	Fire/life safety improvements, new teaching space
147	OUS	Electrical Upgrades and Replacements			
148	OUS	Programmatic Modifications			
149	OUS	Seawater system effluent treatment		Project in design stage R&W Engineering Contract Executed \$500.00 agency fee	
150	OUS	Mechanical Upgrades and Replacements			
151	OUS	Pierce Library Roof Repair / Replacement			
152	OUS	Roof Replacement, Owens, Semon, Boivin		I already claimed the \$3,300 on the other form for Project #0152 Roof Renovations	
153	OUS	Deferred Interior Finish Replacements			
154	OUS	Dorion Hall Demolition & Site Improvements			
155	OUS	Academic Modernization		Non Stimulus Funds: BOLI - \$250 Cascade Insulation - \$12,450 These funds came from the Asbestos Abatement Settlement Fund	Academic space master plan

#	Agency	Project Name -	Contractor Comments -	Agency Comments -	Additional Project Information -
156	OUS	NH Acad Modernization and Accessibility		Agency Costs - \$6539.33; March invoices not received/processed.	New and expanded instructional space
157	OUS	CH Classroom Upgrades		Agency costs - \$4,046.81; March invoices not received/processed.	Abate and upgrading old classrooms
158	OUS	Campus-Steamline Phase II			
159	OUS	LH Academic & Program Improvements		Energy efficiency calculations will be made after final selection of windows to be used. Agency Costs - \$1,659.27; March invoices not received/processed.	
160	OUS	Strand Ag-Bldg repipe/upgrade plumbing		Asbestos work needed IRS Environmental Contract Executed \$1800.00 agency fee	
161	OUS	Waldo Hall - 4th floor renovation		\$3,872 agency fees	
162	OUS	Campus Roof Repair and Replacement		Agency Costs - \$14,685.80 (includes April JV corrected labor billed to wrong index); March invoices not received/processed.	
163	OUS	E&G Bldg. Code and Life Safety Improvements		Agency Costs - \$7,319.83; All March invoices may not be received/processed.	
164	OUS	Reed Hall-Sys Upgrades & Renov		\$5,371 in agency fees	
165	OUS	Heckart Hall-Sys Upgrades & Renov		\$24,097 agency fees	
166	OUS	Science Building 2 Modernization		Agency Costs - \$3,882.23; All March invoices may not be received/processed.	
167	OUS	Health & Wellness Center		Projects 0167, 67, and 168 combined into this project report 0167 as is all one project. All March invoices may not be received/processed.	Design, site survey, Geotech services only to this date. No invoices to date
168	OUS	Classroom, Office Bldg		Reported in Project #0167 as is a part of the Health & Wellness Project.	
169	OJD	Supreme Court Bldg. Roof Replacement			
170	OMD	Hillsboro Armory Storage Building			
171	OMD	Roseburg Armory Floor Tile Replacement			
172	OMD	Hermiston HVAC For Drill Floor			

#	Agency	Project Name -	Contractor Comments -	Agency Comments -	Additional Project Information -
173	OMD	Redmond COUTES - Restroom Remodel		Bids due 9 Apr 09, contract to be signed late Apr 09 and work to start mid May 09.	
174	OMD	LaGrande Armory Back Up Generator		Contractor is Kronsberg Electric, Redmond, OR. Eight week lead time for delivery of generator and switch gear.	
175	OMD	Bend Armory Back Up Generator		Contractor is TOMCO Electric, Bend, OR. Eight week lead time for delivery of generator and switch gear.	
176	OMD	Camp Withycombe Bld.6101 Reroof		Intent to Award has been posted for Arrow Roofing, Portland, OR	
177	OMD	Salem Armory Floor Tile Replacement		Contract should be signed prior to 17 Apr 09 and work to start prio to 1 May 09.	
178	OMD	Jackson Armory Door Replacement		Contractor is The Door Works , Portland, OR	
179	OMD	Camp Rilea Replace Roofing & Siding		Intent to Award has been posted for Richart Family, Inc. Resident contractor Sherwood, OR.	
180	OMD	Hood River Armory Storage Building		Contractor is Hale Construction NW, Hood River, OR. Contract is \$470,720. The \$270K not funded for this project will be funded from two other stimulus projects at this site and from existing budget.	
181	OMD	Grants Pass Armory Parking Lot Upgrade			
182	OMD	Kleiver Armory Parking Lot Upgrade		Tenant untis are asking that work not start prior to 1 May 09 due to the deployment of units in May to Iraq.	
183	OMD	Hood River Armory Compound Improvem'ts		OMD opened bids on 2 Apr 09.	
184	OMD	Hood River Armory Interior Remodel		Bids were opened 7 Apr 09.	
185	OMD	BIAK Restroom & Shower Facility		This project received both Federal and State Stimulus funding.	
186	OMD	Coos Bay Armory - Interior Remodel		This project received both Federal and State Stimulus funding.	

#	Agency	Project Name -	Contractor Comments -	Agency Comments -	Additional Project Information -
187	OMD	Prineville CORC - Interior Remodel		This is the last Stimulus project to be advertised for bids. The final scoping meeting was held on site 31 Mar 09. The project team has been enetering CAD drawn details on plans and preparing the ITB for DOJ review. If advertised by 10 Apr, bids should close.	
188	OPRD	Beverly Beach SP Playground	Additional out of town expenses including lodging and meals= \$466.00	Go Oregon! Funding (\$17,000) is enhanced by agency funding (estimated at \$20,000); First playground is finished. Labor and contract info for Go Oregon! Funds only; installation	This project Installs previously purchased kit, purchases another kit and installs it.
189	OPRD	Tumalo State Park Playground			
190	OPRD	Arizona Beach SP Restroom			This project includes site work and installation of prefabricated restroom building purchased under DAS price agreement. Initially one larger restroom was planned. Due to limited site access under bridge two smaller buildings will be installed instead.
191	OPRD	Carl Washburn SP Paving		Go Oregon! Funding (\$80,000) is enhanced by agency funding (estimated at \$62,039)	
192	OPRD	Bullards Beach SP Paving		Go Oregon! Funding (\$100,000) is enhanced by agency funding (estimated at \$54,083)	
193	OPRD	Wallowa Lake SP Docks		Go Oregon! Funding (\$127,000) is enhanced by agency funding (estimated at \$14,000)	
194	OPRD	Sarah Helmick SP Paving			
195	OPRD	Champoeg SP Restroom		Go Oregon! Funding (\$335,000) is enhanced by agency funding (estimated at \$32,000)	This project includes extensive site work and installation of prefabricated restroom/shower building purchased under DAS price agreement
196	DSL	Fence Removal		Project was just contracted on April 1, 2009	
197	DSL	Juniper removal		All project contracts were signed by 4/7/09.	
198	DSL	Portland Harbor Boundary Survey		Currently writing a Request for Proposal.	
199	DSL	Chiller Replacement		Project was just contracted on 3/18/09.	
200	ODOT	93rd SE Yamhill Air Monitor Station Door			
201	ODOT	Salem Building U Replace OH Door			
202	ODOT	Santiam River SB Replace Locks			
203	ODOT	Sweet Home MS Roof Moss Treatment			
204	ODOT	Soda Mt. MW Bldg Seal Roof Vents/Elec			

#	Agency	Project Name -	Contractor Comments -	Agency Comments -	Additional Project Information -
205	ODOT	Reedsport MS Replace Shingles, Door		Facility in too poor condition to justify project - project cancelled and moved to Capital Construction	
206	ODOT	Baker City OSP Office Exterior Repairs			
207	ODOT	Humbug MS Install Elect Outlets			
208	ODOT	Baker Valley SRA Replace Door and Gutter			
209	ODOT	Moro MS Deferred Maintenance			
210	ODOT	Corvallis MS Replace Window Panes			
211	ODOT	Rocky Point Scale Misc Repairs			
212	ODOT	Seaside MS Replace O/H Dorr Panels			
213	ODOT	District 13 Office Secure Crawl Space			
214	ODOT	Elgin MS Bldg Replace Flooring			
215	ODOT	Manning MS Stor C Doors			
216	ODOT	Baker City MS Repair Roof			
217	ODOT	Condon MS Replace Garage Door			
218	ODOT	Salem MS Replace Window Flooring			
219	ODOT	Astoria DMV Repair Roof Damage			
220	ODOT	C. Reynolds Repair Water Line/Boring			
221	ODOT	Fall River Scoop Shed Metal Siding			
222	ODOT	Farewell Bend POE Repair Siding			
223	ODOT	I5-228 Sand Shed Siding Repairs			
224	ODOT	Salem Signal Bldg Replace Carpet		Multiple Parts to Project	
225	ODOT	Walterville Scale Gutters Paneling ADA			
226	ODOT	Sisters Scale Hs Window/Roof			
227	ODOT	Baker City Scale House Replace Roof			
228	ODOT	McMinnville MS Replace N Window			
229	ODOT	Woodburn POE Deferred Maintenance			
230	ODOT	Brothers Oasis SRA Replace Shelters			
231	ODOT	Chas Reynolds SRA Deferred Maint			

#	Agency	Project Name -	Contractor Comments -	Agency Comments -	Additional Project Information -
232	ODOT	Noti Scale House ADA Ele Gutters			
233	ODOT	Cave Jct MS Replace Windows			
234	ODOT	District 10 Office Replace Windows			
235	ODOT	Lagrande DMV Deferred Maint			
236	ODOT	Wolf Creek Storage Replace Floor			
237	ODOT	K Falls Sand Shed Replace Broken Joists			
238	ODOT	Salem Bldg Q Replace OH Doors			
239	ODOT	Weatherby SRA Replace Roof	Project was good job. Employed five people for over a week.		
240	ODOT	Sandy MS Deferred Maintenance			
241	ODOT	Pendleton MS Deferred Maintenance			
242	ODOT	Woodburn MS Deferred Maintenance			
243	ODOT	Richland Scoop Shed Replace OH Doors	The project for Richland Scoop Shed for replacing overhead doors won't be done. Recent investigation of the building's current structural condition indicates the building cannot support a new door. The continued deterioration of the building shifted it.		
244	ODOT	Rose Lodge MS RR Vinyl Walls	Available funding through SB 338 won't be adequate and the current needs do not match the line item listed in the legislation. [#0243 Richland Scoop Shed Replace OH Doors - \$6,503		
245	ODOT	Spray Sand Shed Interior Repairs			
246	ODOT	Coaledo Scale House Roof & Siding			
247	ODOT	Tillamook DMV Deferred Maintenance			
248	ODOT	Myrtle Point Scale Roof Siding Floor	Completed on March 13, 2008	Contractor performed and attention to detail a plus	
249	ODOT	Ashland Scale House Siding		Customer for the project stated that the building looked a 1000 times better	
250	ODOT	Suncrest SRA Replace Elec Boxes			
251	ODOT	Troutdale MS Deferred Maintenance			
252	ODOT	Gateway OSP Bldg Misc Repairs			

#	Agency	Project Name -	Contractor Comments -	Agency Comments -	Additional Project Information -
253	ODOT	e. Portland Illuminate Gateway			
254	ODOT	Memaloose SRA Deferred Maintenance			
255	ODOT	Canyonville MS Stormwater System			
256	ODOT	Ona Beach MS Deferred Maintenance			
257	ODOT	Reg 1 Bldg Replace Carpet			
258	ODOT	Stanfield SRA Deferred Maintenance		Great Installation, On-time	
259	ODOT	Glenwood MS Electrical Changes			
260	ODOT	Hermiston MS Replace Fencing			
261	ODOT	LaGrande Sand Shed Misc Repairs			
262	ODOT	Stanton Blvd Sand Shed Deferred Maint			
263	ODOT	LaGrande MS Storage - replace roof			
264	ODOT	Mitchell MS Covered Timber Storage			
265	ODOT	Estacada MS Deferred Maintenance			
266	ODOT	Coos Bay DMV Deferred Maintenance			
267	ODOT	Barlow School Deferred Maintenance			
268	ODOT	Ashland MS Replace Carpet			
269	ODOT	East Portland MS Decant Cover			
270	ODOT	Hunter Cr MS Replace Water Line		Contractor completed the project early and on budget	
271	ODOT	North Portland MS Decant Cover			
272	ODOT	Salem Building E Repair Roof			
273	ODOT	Shaniko MS Shop Repair/Replace OH			
274	ODOT	Distict 12 Office Deferred Maintenance			
275	ODOT	Spray MS Deferred Maintenance			
276	ODOT	Glide Scale Deferred Maintenance			
277	ODOT	C locks Sand Shed Replace Metal			
278	ODOT	Coos Bay Br. Bldg Replace Roof			
279	ODOT	Coos Bay Sign Stor Replace Roof			

#	Agency	Project Name -	Contractor Comments -	Agency Comments -	Additional Project Information -
280	ODOT	Richland MS Shop Replace Roof			
281	ODOT	Gettings Cr Deferred Maintenance			
282	ODOT	Baldock SRA Replace Roof	Great Project		
283	ODOT	Silver Lake MS Deferred Maintenance			
284	ODOT	Grand Rhond Stor OH Door Window			
285	ODOT	Reith Stockpile - install security fence			
286	ODOT	Ashland POE Deferred Maintenance		Contractor completed project early	
287	ODOT	Bend MS Sand Shed Replace Roof			
288	ODOT	C. Point MS Upgrade Water Line			
289	ODOT	Austin MS Deferred Maintenance			
290	ODOT	Juntura MS Deferred Maintenance			
291	ODOT	Jantzen Beach Shop Bldg Deferred Maint			
292	ODOT	Klamath Falls MS Deferred Maintenance			
293	ODOT	Lapine MS Replace Doors/Floor			
294	ODOT	Burns MS Deferred Maintenance			
295	ODOT	Salem Dock Bldg F Roof			
296	ODOT	Seneca MS Shop Replace Doors		One project for Seneca MS Shop Replace Doors will not be done. The building has settled and the door openings are no longer square. The doors are still needed, but the continued deterioration of the building has shifted it from a deferred maintenance...	
297	ODOT	Dist 14 Office Deffered Maintenance			
298	ODOT	Basque MS Deferred Maintenance			
299	ODOT	Lawnfield Bldg Seal Roof/Gutters			
300	ODOT	Coquille Deferred Maintenance			
301	ODOT	Maples SRA ADA Upgrades			
302	ODOT	R5 Bldg Deferred Maintenance			
303	ODOT	Stinking Water Sand Roof and Repairs			

#	Agency	Project Name -	Contractor Comments -	Agency Comments -	Additional Project Information -
304	ODOT	Bend Bldg J Deferred Maintenance			
305	ODOT	Baldock MS Deferred Maintenance			
306	ODOT	Sisters MS Shop OH Doors			
307	ODOT	Bachelor Butte Sand Shed Repl Roof			
308	ODOT	Florance MS Deferred Maintenance			
309	ODOT	Alkali Lake Deferred Maintenance			
310	ODOT	Lakeview MS Deferred Maintenance			
311	ODOT	Boardman Deferred Maintenance			
312	ODOT	Bend Shop Roof/OH Doors			
313	ODOT	Ontario MS Repair Water Filter System			
314	ODOT	Ukiah Sand Shed Replace Roof			
315	ODOT	Milwaukie Stone Bldg Replace Roof			
316	ODOT	The Dalles MS Deferred Maintenance			
317	ODOT	Oak Grove SRA Deferred Maintenance			
318	ODOT	Port Orford MS Deferred Maintenance			
319	ODOT	Boswell Spgs Deferred Maintenance			
320	ODOT	Davis Slough Deferred Maintenance			
321	ODOT	Baker City Sand Shed Roof & Siding			
322	ODOT	S. Umpqua SRA Deferred Maintenance		Two Safety Rest Area Projects (building decommissioning projects) were noted on the final approved list of projects to be coordinated in September 2009 and September 2010 with a Native American Tribe in Region 3 of ODOT. This work is still pending and...	
323	ODOT	Cow Creek SRA Deferred Maintenance		Two Safety Rest Area Projects (building decommissioning projects) were noted on the final approved list of projects to be coordinated in September 2009 and September 2010 with a Native American Tribe in Region 3 of ODOT. This work is still pending and...	

#	Agency	Project Name -	Contractor Comments -	Agency Comments -	Additional Project Information -
324	ODOT	Brothers MS Deferred Maintenance			
325	ODOT	Central Point MS Deferred Maintenance			
326	ODOT	Warrenton MS Deferred Maintenance			
327	ODOT	Chemult MS Deferred Maintenance			
328	ODOT	Region 3 Bldg Deferred Maintenance			
329	ODOT	Cabin Cr SRA Deferred Maintenance			
330	ODOT	Shady MS Deferred Maintenance			
331	ODOT	LaGrande Shop Deferred Maintenance			
332	ODOT	Manzanita SRA Deferred Maintenance			
333	ODOT	Rail Station			
334	OYA	Agency Wide Central Control		Contract for design equipment and computer programming has been executed. Limited Duration Project Manager hired on 3/27/2009. Contract Project Manager working on Go Oregon Projects working since 2/9/2009.	Agency-wide Central Control Room Renovation Project - various locations. Project replaces outdated, end of life access control with programmable logic control (PLC) system in each Central Control Room.
335	OYA	Agency Wide Central Control Renovation		Contract for design equipment and computer programming has been executed. Limited Duration Project Manager hired on 3/27/2009. Contract Project Manager working on Go Oregon Projects working since 2/9/2009.	Agency-wide Central Control Room Renovation Project - various locations. Project replaces outdated, end of life access control with programmable logic control (PLC) system in each Central Control Room.
336	OYA	Agency Wide Central Control Renovation		Contract for design equipment and computer programming has been executed. Limited Duration Project Manager hired on 3.27.09. Contracted Go Oregon Contract Manager working on Go Oregon Projects since 2.9.09	Agency-wide Central Control Room Renovation Project - various locations. Project replaces outdated, end of life access control with programmable logic control (PLC) system in each control room.
337	OYA	Agency Wide Central Control Renovation		Contract for design equipment and computer programming has been executed. Limited Duration Project Manager hired on 3.27.09. Go Oregon contracted Contract Manager working on Go Oregon Projects since 2.9.09	Agency-wide Central Control Room Renovation Project - various locations. Project replaces outdated, end of life access control with programmable logic control (PLC) system in each Central Control Room.

#	Agency	Project Name -	Contractor Comments -	Agency Comments -	Additional Project Information -
338	OYA	Agency Wide Central Control		Contract for design equipment and computer programming has been executed. Limited Duration Project Manager hired on 3.27.09/ Go Oregon contracted Contract Manager working on Go Oregon Projects since 2.9.10	Agency-wide Central Control Room Renovation Project - various locations. Project replaces outdated, end of life access control with programmable logic control (PLC) system in each Central Control Room.
339	OYA	Agency Wide Central Control		Contract for design equipment and computer programming has been executed. Limited Duration Project Manager hired on 3/27/2009. Contract Project Manager working on Go Oregon Projects working since 2/9/2009.	Agency-wide Central Control Room Renovation Project - various locations. Project replaces outdated, end of life access control with programmable logic control (PLC) system in each Central Control Room.
340	OYA	Agency Wide HVAC Renovation and Repair		Developing specifications and receiving bids. LD project manager hired on 3/27/2009. Go Oregon Contract Project Manager working on Go Oregon projects since 2/9/2009.	Direct digital controllers (DDC) are at the end of useful life and will be replaced. Where possible and appropriate additional zone controls will be installed to increase energy efficiency.
341	OYA	Agencywide HVAC Renovation and Repair		Developing specifications and receiving bids. LD project manager hired on 3/27/2009. Go Oregon Contract Project Manager working on Go Oregon projects since 2/9/2009.	Direct digital controllers (DDC) are at the end of useful life and will be replaced. Where possible and appropriate additional zone controls will be installed to increase energy efficiency.
342	OYA	Agencywide HVAC Renovation and Repair		Developing specifications and receiving bids. LD project manager hired 3/27/2009. Go Oregon contracted Contract Manager working on Go Oregon projects since 2.9.09	Direct digital controllers (DDC) are at the end of useful life and will be replaced. Where possible and appropriate additional zone controls will be installed to increase energy and efficiency.
343	OYA	Agency wide HVAC Renovation and Repair		Developing specifications and receiving bids. LD project manager hired on 3/27/2009. Go Oregon Contract Project Manager working on Go Oregon projects since 2/9/2009.	Direct digital controllers (DDC) are at the end of useful life and will be replaced. Where possible appropriate additional zone controls will be installed to increase energy efficiency.
344	OYA	Agencywide HVAC Renovation and Repair		Developing specifications and receiving bids. LD project manager hired on 3/27/2009. Go Oregon Contract Project Manager working on Go Oregon projects since 2/9/2009.	Replace outdated end of life HVAC unit with energy efficient heat pump system.

#	Agency	Project Name -	Contractor Comments -	Agency Comments -	Additional Project Information -
345	OYA	Camp Tillamook Appliance Replacement		Specifications developed, preparing bids. LD project manager hired on 3/27/2009. Go Oregon Contract Project Manager working on Go Oregon since 2/9/2009.	Camp Tillamook provides centralized food service for both Tillamook YCF and Camp Tillamook. The project replaces end of life kitchen appliance and expands food service capacity. Includes new range and walk-in freezer.
346	OYA	Rogue Valley YCF Fire Barrier...		Project team in place, project scope completed, need design specifications. LD Project Manager hired 3/27/2009. Go Oregon Contract Manager working on Go Oregon projects since 2/9/2009.	Rogue Valley YCF Fire Barrier/Perimeter Fence Road: Fields around the facility have had grass fires over the past years. The project provides for a fire barrier and security perimeter road and enhances the functionality of the facility.
347	OYA	Agencywide End of Life Appliance Replac.		Specifications are developed; preparing bids. LD project manager hired 3/27/2009. Go Oregon Contract Project Manager working on Go Oregon projects since 2/9/2009	Agency-wide End of Life Appliance Replacement; Replaces end of life washer/dryers and dishwashers in 7 facilities
348	OYA	Hillcrest Walk-in Complex Replacement		Project team in place. LD Project Manager hired on 3/27/2009. Go Oregon Contract Project Manager working on Go Oregon projects since 2/9/2009.	Replaces walk-in complex of 2 freezers and 2 refrigerators
349	OYA	RiverBend Facility Sewage Lagoon		Project team in place. LD project manager hired on 3/27/2009. Go Oregon Contract Project Manager working on Go Oregon since 2/9/2009.	Provides for feasibility study, design services, and construction of expanded effluent irrigation. Expanded irrigation is needed because of short land application window. Project expands sewage lagoon system capacity and replaces end of life system...
350	OYA	MacLaren Campus Gas HVAC Conv.		Project team in place. LD project manager hired 3/27/2009. Go Oregon Contract Project Manager working on Go Oregon projects since 2/9/2009	Replaces antiquated boiler plant with energy efficient HVAC units at each building.
351	OYA	Hillcrest - Zeta Living Unit Renovation		Project team in place. LD Project Manager hired on 3/27/2009. Go Oregon Contract Project Manager working on Go Oregon projects since 2/9/2009.	Renovation of 24 bed high security/mental health facility. The project extends the useful life of the building and adapts the facility to a different use; i.e. a secure intensive treatment living unit. Project will remove hazardous materials, replace room...

#	Agency	Project Name -	Contractor Comments -	Agency Comments -	Additional Project Information -
352	OYA	Tillamook YCF School House Cons Comp		Original contract design in place 2/9/2009. LD project manager hired 3/27/2009. Go Oregon Contract Project Manager working on Go Oregon projects since 2/9/2009.	Tillamook YCF School House Construction Completion - This construction project was started in 2006 and never completed. Currently the building is sealed up from the elements and not in use. Camp Tillamook and Tillamook YCF would like to consolidate education...
353	OYA	Corvallis House Replacement	Report by Beaman Architecture, LTD for Corvallis House Replacement project	The initial design and planning for the project was started February 2009. OYA has contracted with Beaman Architect for A&E design work. OYA has had planning meetings with the City of Albany. Excavation work scheduled to begin 4/20/2009. LD project...	The nearly 100 year old facility has approximately \$3.2 M in deferred maintenance and 1.8 M for programmatic and code improvements. The cost to relocate the Young Women's Transition Program to existing OYA property in Albany (Oak Creek YCF) is less.
354	OYA	MacLaren Deferred Maintenance		Project team in place with weekly project meetings. LD project manager hired 3/27/2009. Architecture contract in place and utilized 2/9/2009 for CIU/Geer Phase II. Go Oregon Contract Project Manager working on Go Oregon Projects since 2/9/2009	MacLaren Deferred Maintenance • The project breaks down into various projects • CIU/Geer Phase II - replace doors and exterior windows with maximum security doors, add access control programmable logic control (PLC) system and closed-circuit television...
355	OYA	Hillcrest Deferred Maintenance		Project team in place. LD project manager hired 3/27/2009. Go Oregon Contract Project Manager working on Go Oregon projects since 2/9/2009	The project breaks down into various deferred maintenance projects. • Hillside BCP Information Technology (IT) Recovery Site Security • CCTV Expansion • Food Service Building Security Enhancements • Site Improvements (expand parking capacity and revamp...
356	OYA	Unassigned			
357	OYA	Oak Creek Fire Barrier/Perimeter Fence Rd		Project team is in place. LD project manager hired 3/27/2009. Go Oregon Contract project manager working on Go Oregon projects since 2/9/2009.	Oak Creek YCF Fire Barrier/Perimeter Fence Road • Accomplishes work not included in the scope of the 07/09 renovation. Provides fire barrier for facility and security perimeter road enhancing the functionality of the facility.
358	OYA	Hillcrest Gymnasium Renovation		Project team in place. LD project manager hired on 3/27/2009. Go Oregon Contract Project Manager working on Go Oregon projects since 2/9/2009.	Replace bleachers, provide sound dampening and repaint the interior

#	Agency	Project Name -	Contractor Comments -	Agency Comments -	Additional Project Information -
359	OYA	Hillcrest High School (see below)		Project team in place. LD project manager hired 3/27/2009. Go Oregon Contract Project Manager working on Go Oregon projects since 2/9/2009.	Hillcrest High School Interior Paint and Asbestos Floor Replacement • Replace asbestos floor tile and repaint surfaces as needed (the removal of the asbestos floor and the cove base involves damage to the wall surface which will need to be repainted).
360	OYA	MacLaren High School (see below)		Project team in place. LD project manager hired on 3/27/2009. Go Oregon Contract Project Manager working on Go Oregon projects since 2/9/2009.	Replace asbestos floor tile and repaint surfaces as needed. (The removal of the asbestos floor and the cove base involves damage to the wall surface which will need to be repainted).
361	CCWD	BM: Safety and Security	Work to begin by April 30, 2009		
362	CCWD	BM: Aging Infrastructure with Primary Safety Implications	Work to begin April 30, 2009		
363	CCWD	BM: Aging Infrastructure with Secondary Safety Implications or Principal Energy-Use Implications			
364	CCWD	CE: New parking spaces to deal with current enrollment growth	Plans have been approved by the City of Bend and submitted to the engineer department on the Library Parking Lot Expansion. Preliminary plans from engineer are being reviewed on the Ponderosa Parking.		
365	CCWD	CE: Replace Aging Electrical Distribution System & Electrical Upgrades	Engineers have been hired and their recommendations have been received. No payments have been made to date.		
366	CCWD	CE: Disability Access improvements including four elevators for existing buildings	Awarded contract to architect for Pioneer elevator. Hired surveyor for ADA sidewalks. In process of hiring architect for Ponderosa/Mazama elevators. Hired surveyor for ADA parking at Pioneer. No payments made to date.		
367	CCWD	CE: Roadway Repair	Engineer hired. No payments made to date.		
368	CCWD	CE: Sidewalk/Hand Rail Replacement	Survey work completed on one of the projects in this group and another project is underway. No payments have been made to date.		

#	Agency	Project Name -	Contractor Comments -	Agency Comments -	Additional Project Information -
369	CCWD	CE: Fire Reduction			
370	CCWD	CE: Painting, Flooring and Roof Maintenance	Flooring work is underway. No payments made to date.		
371	CCWD	CE: Building Weatherization - Insulation and Windows			
372	CCWD	CE: Air conditioning and fire suppression systems	Engineer has been hired. No payments have been made to date.		
373	CCWD	CE: retrofit buildings to respond to enrollment growth.	Architect hired and plans are at the City of Bend on Library Renovations project. Architect is hired and programming is underway on Pence/Pinckney project. Bid has been advertised with an open date of April 1, 2009 on Grandview project.		
374	CCWD	CH: Replace failing roof.			
375	CCWD	CH: Renovate building 50, expand facility.			
376	CCWD	CH: Replace failing storage barn			
377	CCWD	CH: HVAC and mechanical system capital maintenance.			
378	CCWD	CH: Upgrade utility infrastructure			
379	CCWD	CH: Front entry roadway re-build.			
380	CCWD	CH: Upgrade primary electrical distribution			
381	CCWD	CH: Replace aged rooftop air handlers			
382	CCWD	CH: Upgrade elevators			
383	CCWD	CH: Replace worn handicapped operator doors.			
384	CCWD	CH: Upgrade exterior lighting systems.			
385	CCWD	CH: Upgrade air doors			
386	CCWD	CH: Replacement Space, Training and Economic Center, TI costs only.			
387	CCWD	CH: Replace deteriorated training fire station.			

#	Agency	Project Name -	Contractor Comments -	Agency Comments -	Additional Project Information -
388	CCWD	CH: Replace shift quarters.			
389	CCWD	CH: Create classroom			
390	CCWD	CH: Replace failing metal roof			
391	CCWD	CH: Re-roof Santiam Center			
392	CCWD	CL: Replace aging college communications infrastructure			Materials have been purchased.
393	CCWD	Complete duct cleaning.			
394	CCWD	CL: Install roll up security doors on paint booth.			Currently seeking third bid from Clackamas County Vendor. Award is pending.
395	CCWD	CL: Replace Industrial wing roll up doors.			In planning stages.
396	CCWD	CL: Repair/renovate			In planning stages
397	CCWD	CL: Energy efficiency controls installed to HVAC system.			Waiting for pricing to come back from Clima-Tech.
398	CCWD	CL: Repaint courtyard blue handrails and Barlow exterior doors.			Walk thru with painting contractor completed on March 23rd. Pricing due back by April 2nd.
399	CCWD	CL: Ceiling tiles replacement.			Bid documents are being prepared.
400	CCWD	CL: Patch and paint interior walls throughout.			Walk thru with painting contractors completed on March 24th. Pricing due back by April 2nd.
401	CCWD	CL: Carpet and linoleum replacement throughout non-remodeled areas.			Bid documents are being prepared.
402	CCWD	CL: Energy efficiency controls installed to HVAC system.			
403	CCWD	CL: Patch and paint interior walls throughout.			Walk thru with painting contractors completed on March 24th. Pricing due back April 2nd.
404	CCWD	CL: Replace floor covering in selected areas.			Bid documents are being prepared.
405	CCWD	CL: Energy efficiency controls installed into HVAC system.			Purchase order issued on 3/10.
406	CCWD	CL: Energy efficiency controls installed into HVAC system.			Purchase order issued 3/24. Additional information has been requested from contractor.
407	CCWD	CL: Energy efficiency system installed into HVAC system.			Purchase order issued 3/24. Additional information requested from contractor.

#	Agency	Project Name -	Contractor Comments -	Agency Comments -	Additional Project Information -
408	CCWD	CL: Install new fire alarm system.			Purchase order completed for fire alarm on 3/10. Additional electrical contractor pricing to be obtained.
409	CCWD	CL: Repair/renovate air handling units, exhaust fans, pumps, fans and controls.			Bid documents have been produced and mandatory pre-bid meeting was held on 3/27.
410	CCWD	CL: Building wide air test and balance			In planning.
411	CCWD	CL: Energy efficiency system installed into HVAC system.			Work is currently being priced out by Clima-Tech.
412	CCWD	CL: Repair/renovate air handling units, exhaust fans, pumps, fans and controls.			Bid documents have been produced and mandatory prebid meeting is scheduled for 3/27. Engineering services completed.
413	CCWD	CL: Ceiling tile replacement with recessed light fixtures			In planning.
414	CCWD	CL: Patch and paint interior walls throughout.			Walk thru with painting contractors completed on 3/24. Pricing due back by April 2nd.
415	CCWD	CL: Floor tile replacement in all three building.			Bid documents are being prepared.
416	CCWD	CL: Repair/renovate air handling units, exhaust fans, pumps, fans and controls.			Bid documents have been produced and mandatory prebid meeting has been scheduled for 3/27. Engineering services completed.
417	CCWD	CL: Energy efficiency system installed into HVAC system.			Work is currently being priced out by Clima-Tech.
418	CCWD	CL: Energy efficiency system installed into HVAC system.			In planning.
419	CCWD	CL: Energy efficiency system installed into HVAC system.			Received pricing from Clima-Tech. Currently under review.
420	CCWD	CL: Various electrical improvements.			Project 420(A) includes relocating the Lewelling transformer and rewiring both the Lewelling Building and Maintenance Shop. Preconstruction site walk to determine layout was completed on 3/20. Application for permit has been submitted by EC Company...
421	CCWD	CT: Visual Arts Building	Project management hours only		
422	CCWD	CT: Library Building	Project management time only		
423	CCWD	CT: MERTS I	Project management hours only		
424	CCWD	CT: Alder Hall	Project management hours only		
425	CCWD	CT: Patriot Hall	Project management hours only		

#	Agency	Project Name -	Contractor Comments -	Agency Comments -	Additional Project Information -
426	CCWD	CT: Campus-Wide	Project management time only		
427	CCWD	CT: Performing Arts Center	Project management hours only		
428	CCWD	CT: Forerunner Teaching Vessel	Project management hours only		
429	CCWD	CT: Forerunner Teaching Vessel - Rebuild floating dock	Project management hours only		
430	CCWD	CT: Josie Peper Building	Project management hours only		
431	CCWD	CG: heating/ventilation system components			
432	CCWD	CG: Upgrade HVAC system			
433	CCWD	CG: windows			
434	CCWD	CG: windows			
435	CCWD	CG: fire sprinkler system			
436	CCWD	CG: Replace AC condenser units.			
437	CCWD	KL: Concrete repair			
438	CCWD	KL: Replace locks			
439	CCWD	KL: Pipe irrigation canal			
440	CCWD	KL: Paint			
441	CCWD	KL: Parking lot			
442	CCWD	KL: Carpeting			
443	CCWD	KL: Windows, doors			
444	CCWD	KL: Re-side			
445	CCWD	LA: ADA Compliance			
446	CCWD	LA: security lighting			
447	CCWD	LA: carpeting			
448	CCWD	LA: preparation to install card access security			
449	CCWD	LA: Remove asbestos insulation			
450	CCWD	LA: Infrastructure to allow the installation of a college-wide emergency communication system.			

#	Agency	Project Name -	Contractor Comments -	Agency Comments -	Additional Project Information -
451	CCWD	LA: electrical system, water, sub-metering			
452	CCWD	LA: Electrical upgrades -			
453	CCWD	LA: sewer piping			
454	CCWD	LA: roofs			
455	CCWD	LA: restrooms			
456	CCWD	LA: classroom utility and infrastructure improvements			
457	CCWD	LA: smart class room audio and technical infrastructure			
458	CCWD	LA: paint spray booth			
459	CCWD	LA: Replace tile			
460	CCWD	LB: HVAC mechanical, insulation, ductwork maintenance			
461	CCWD	LB: insulation, glazing			
462	CCWD	LB: electrical transformers			
463	CCWD	LB: Upgrade exterior corridor lighting.			
464	CCWD	LB: Upgrade sidewalk lighting.			
465	CCWD	LB: Tile and carpet replacement			
466	CCWD	LB: Upgrade energy management/HVAC control system network.			
467	CCWD	LB: Upgrade hot water circulating pumps			
468	CCWD	LB: Improve lighting fixtures on existing poles			
469	CCWD	LB: rigging system			
470	CCWD	LB: Ceiling, lighting, wall surface and flooring			
471	CCWD	LB: Asphalt road and parking lot area for student and staff egress.			

#	Agency	Project Name -	Contractor Comments -	Agency Comments -	Additional Project Information -
472	CCWD	LB: Connect to city water system for drinking water.			
473	CCWD	LB: kitchen			
474	CCWD	MH: Stage Rehabilitation			
475	CCWD	MH: Classroom Painting and Flooring Upgrades			
476	CCWD	MH: Restroom ADA Upgrades			
477	CCWD	MH: Roof Replacement			
478	CCWD	MH: Reconfigurations			
479	CCWD	MH: Science Labs ADA Upgrades			
480	CCWD	MH: Dental Labs ADA Upgrades			
481	CCWD	OC: security cameras	Western States Electric is under contract and has been attending design build meetings with owner. WSEC has also been on sites coordinating rough-in for wiring and systems.		
482	CCWD	OC: Notification system and PA system	Western States is under contract and proceeding with design build development.		Western States is under contract and proceeding with design build development of project.
483	CCWD	OC: Generator	Western States is currently under contract and is proceeding with design build development of the project.		Western States is currently under contract and proceeding with design build work for this project.
484	CCWD	OC: Add access hardware for Audubon door.	Western States is under contract and proceeding with design build project development.		
485	CCWD	OC: Add access hardware at patio door.	Western States is under contract and proceeding with design build project development.		
486	CCWD	PO: Mass Notification System			NOTE: Items 36 - 57, no invoice received/paid to date; however, P.O. cut and work has begun.
487	CCWD	PO: ADA Upgrades			
488	CCWD	PO: Voice over IP			
489	CCWD	PO: centralized clock system			
490	CCWD	PO: Fire/Life Safety Upgrades			NOTE: Work has begun; however we've received no invoices to date.

#	Agency	Project Name -	Contractor Comments -	Agency Comments -	Additional Project Information -
491	CCWD	PO: Electrical Upgrades for Arc Fault protection			NOTE: Work has begun; however, we've received no invoices to date.
492	CCWD	PO: Environmental Maintenance/Upgrades			
493	CCWD	PO: Energy Management System			
494	CCWD	PO: water supply lines			
495	CCWD	PO: Concrete settlement repairs/Seismic Upgrades			
496	CCWD	PO: Roadways/Parking lots repaving and seal coats			
497	CCWD	PO: T-12 lighting			
498	CCWD	PO: boilers			
499	CCWD	PO: Gym flooring			
500	CCWD	PO: swimming pool decking			
501	CCWD	PO: Grounds Greenhouse & Shade house			
502	CCWD	PO: Skylight Replacements			
503	CCWD	PO: boilers			
504	CCWD	PO: Parking Lot Lighting			
505	CCWD	RO: Replacement of electrical panels.			Delayed due to only time building can be shut down for associated work. Reported on delayed project worksheet for March 2009.
506	CCWD	RO: Replacement of Aging HVAC Units -			Project 0506-HVAC-TRC-1 was completed as of 3/31/09.
507	CCWD	RO: Deck and handrail replacements for ADA and safety reasons.			Bid for first project closes 4/13; project to start not later than 5/1/09.
508	CCWD	RO: Concrete maintenance and sidewalk replacement			Bid for first project closes 4/15; project to start not later than 5/1/09.
509	CCWD	RO: Instructional space.			Bids have been received and vendor has been given approval to start; written contract is to vendor for signatures as of 4/3/09.
510	CCWD	RO: Flooring Replacement.			Carpet to be replaced has been ordered; walk-throughs are planned for the second and third weeks of April.

#	Agency	Project Name -	Contractor Comments -	Agency Comments -	Additional Project Information -
511	CCWD	RO: Window Replacement in Classroom Buildings.			Bid will open the last part of April with planned purchase of windows in May and installation in June when classrooms are available.
512	CCWD	RO: Efficiency/Safety			Walk-through planned for April 17.
513	CCWD	RO: Asphalt overlay and lighting for parking lots and roads.			Although go-ahead was given on March 18, 2009, actual work will begin first part of April.
514	CCWD	RO: Replace network and communication infrastructure			
515	CCWD	RO: Roof replacement			
516	CCWD	SW: Roofing repairs.			
517	CCWD	SW: Replace roadway and parking lot lighting.			
518	CCWD	SW: Repair dryrot			
519	CCWD	SW: Repair screen vents			
520	CCWD	SW: HVAC repairs.			
521	CCWD	SW: Structural repairs			
522	CCWD	SW: HVAC upgrade			
523	CCWD	SW: Sidewalks, asphalt and concrete repairs.			
524	CCWD	SW: Flooring			
525	CCWD	SW: Paint the classroom buildings and laboratories			
526	CCWD	SW: Clean and seal building			
527	CCWD	SW: Remodel 4 bathrooms for ADA compliance			
528	CCWD	TB: renovation of the Career and Technical Building			
529	CCWD	TV: Paving gravel lots			
530	CCWD	TV: Repair asphalt parking lots			
531	CCWD	TV: HVAC and energy efficiency			
532	CCWD	TV: Restroom refurbish and upgrade			
533	CCWD	TV: Roofing upgrade			

#	Agency	Project Name -	Contractor Comments -	Agency Comments -	Additional Project Information -
534	CCWD	TV: install visual and audible alarms with strobes			
535	CCWD	TV: ADA upgrades			
536	CCWD	TV: Replace sidewalk			
537	CCWD	TV: Replace sidewalk			
538	CCWD	UM: Replace pool filtering system and supporting piping.			Contracts in process
539	CCWD	UM: ADA/Title 9 compliance issues			Architectural plans in process
540	CCWD	UM: Remodel food service area			Completed architectural work
541	CCWD	UM: Replacement and asbestos abatement			
542	CCWD	UM: Remove hard water deposits			Finalizing Contract
543	CCWD	UM: Restroom upgrades			Waiting on bids
544	CCWD	UM: Replace electrical panels and main control cabinets			Finalizing bids
545	CCWD	UM: Replace sidewalks			Parking lot paving started
546	CCWD	UM: Walkway security lighting			Waiting on bids
547	CCWD	UM: New motors and pumps			Awaiting bids



SB 338 STIMULUS PACKAGE



Go Oregon Agency Contacts

Agency	Name	Phone	Email
DAS	Randy C. Gengler	503-378-2381	randy.gengler@das.state.or.us
DOC	Vern Rowan	503-934-1012	vernon.r.rowan@state.or.us
DSL	Pamela Konstantopoulos	503-986-5283	Pamela.Konstantopoulos@state.or.us
ODF	Bob McKee	503-945-7503	robert.p.mckee@state.or.us
ODFW	Enrique Rodriguez	503-947-6159	Enrique.G.Rodriguez@state.or.us
ODOT	Virginia K. Carey	503-986-5800	virginia.k.carey@state.or.us
OJD	Bob Baxter	(503) 986-6410	Robert.A.Baxter@state.or.us
OMD	Roy Swafford	503-584-3596	roy.swafford@or.ngb.army.mil
OPRD	Bob Reitmajer	503-986-0753	bob.reitmajer@state.or.us
OUS	Bob Simonton	541-346-5728	bob_simonton@ous.edu
OYA	Shawna Hill	503-981-2560	shawna.hill@state.or.us
CCWD	Use Link :		http://www.oregon.gov/CCWD/stimulus/CommunityCollegesProjectContactsList.pdf