



womenshealth.gov

1-800-994-9662

TDD: 1-888-220-5446

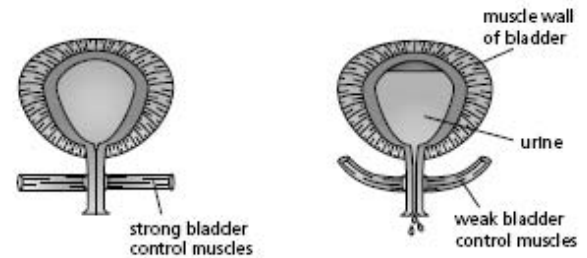
Urinary Incontinence

Q: What is urinary incontinence?

Urinary (YOOR-in-air-ee) incontinence (in-KAHN-tih-nens) is when urine leaks out before you can get to a bathroom. If you have urinary incontinence, you're not alone. Millions of women have this problem.

Q: What causes urinary incontinence?

A: There are many reasons why a woman may leak urine. Sometimes it's caused by an illness, in which case bladder control returns when the illness goes away. For example, bladder infections and infections in the vagina can cause incontinence for a short time. Being unable to have a bowel movement or taking certain medicines also may make it hard to control your bladder.



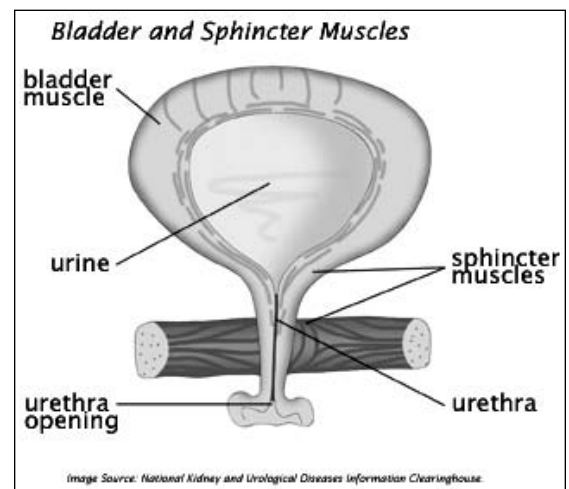
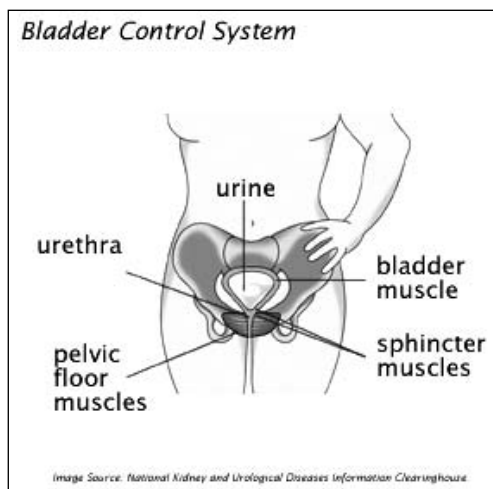
Sometimes incontinence is an ongoing problem, in which case the cause might be:

- the bladder cannot empty completely
- weakening of the muscles that help to hold or release urine
- a blocked urinary passage
- damage to the nerves that control the bladder

Sometimes, diseases such as arthritis make it hard to get to the bathroom in time and can make it even harder to control urine leakage.

Q: How common is urinary incontinence?

More than 13 million Americans — male and female, young and old — have incontinence. Women are more likely to leak urine than men.





womenshealth.gov

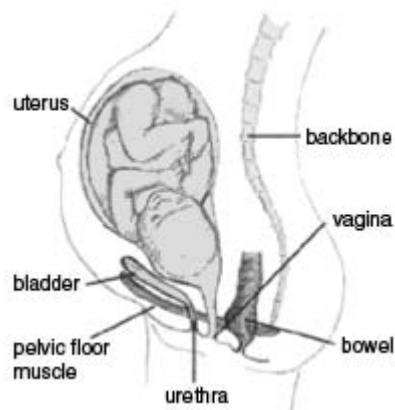
1-800-994-9662

TDD: 1-888-220-5446

Older women have more bladder control problems than younger women. But loss of bladder control does not have to happen as you age. If you're leaking urine, talk to your doctor about it. Your doctor can help you. For more information on talking to your doctor about urinary incontinence, see "How do I talk to my doctor about urinary incontinence?"

Q: Does having a baby cause urinary incontinence?

A: Yes. It can but don't panic. If you lose bladder control after having a baby, the problem often goes away by itself. Your muscles may just need time to recover.



Being pregnant also can cause leakage due to:

- pressure of the pregnancy on the bladder and pelvic muscles
- vaginal delivery
- episiotomy (the cut in the muscle that makes it easier for the baby to come out)
- damage to bladder control nerves

If you still have bladder problems six weeks after having your baby, talk to

your doctor. Without treatment, lost bladder control can become a long-term problem. Leaking can also result from some medical conditions, including neurologic injury, birth defects, strokes, multiple sclerosis, and physical problems associated with aging.

Sometimes bladder control problems show up years after you've had your baby. Some women do not have problems until later, often in their 40's.

Unborn babies push down on the bladder, urethra (tube that you urinate from) and pelvic muscles.

Q: Does menopause affect urinary incontinence?

A: Yes. Some women have bladder control problems after they stop having periods (called menopause or change of life). After your periods end, your body stops making the female hormone estrogen (ES-truh-jun). Some experts think this loss of estrogen weakens the vaginal tissue.

If you're leaking urine, talk to your doctor about it. Your doctor can help you. For more information on talking to your doctor about urinary incontinence, see "How do I talk to my doctor about urinary incontinence?"

Q: Are there different types of urinary incontinence?

A: Yes.

- **Stress Incontinence** – leakage happens with coughing, sneezing, exercising, laughing, lifting heavy things, and other movements that put pressure on the bladder. It is the most common type of incontinence. It can be treated and sometimes cured.



womenshealth.gov

1-800-994-9662

TDD: 1-888-220-5446

- **Urge incontinence** — this is sometimes called “overactive bladder.” Leakage usually happens after a strong, sudden urge to urinate. The sudden urge may occur when you don’t expect it, such as during sleep, after drinking water, or when you hear running water or touch it.
- **Functional incontinence** — leaking because you can’t get to a toilet in time. People with this type of incontinence may have problems thinking, moving, or speaking that keep them from reaching a toilet. For example, a person with Alzheimer’s disease may not plan a trip to the bathroom in time to urinate. A person in a wheelchair may be unable to get to a toilet in time.
- **Overflow incontinence** — leaking urine because the bladder doesn’t empty completely. Overflow incontinence is less common in women.
- **Mixed incontinence** — two or more types of incontinence together, most often stress and urge incontinence.
- **Transient incontinence** – leaking urine for a short time due to an illness such as a bladder infection. Leaking stops when the illness is treated.

Q: How do I talk to my doctor about urinary incontinence?

A: Most people don’t want to talk to their doctor about such a personal topic. But keep in mind that urinary incontinence is a common medical problem. Millions of women have the same problem, so your doctor has probably heard many stories like yours.

Even if you feel shy, it is up to you to take the first step. Some doctors don't treat bladder control problems, so they may not think to ask about it. Others might expect you to bring up the subject. If your doctor doesn't treat bladder problems, ask for help finding a doctor who does.

Here are some questions to ask your doctor:

- Could what I eat or drink cause bladder problems?
- Could my medicines (prescription or over-the-counter) cause bladder problems?
- Could other medical conditions cause loss of bladder control?
- What are the treatments to regain bladder control? Which one is best for me?
- What can I do about the odor and rash caused by urine?

It may help to write down when you leak urine. Be sure to note what you were doing at the time, for example, sneezing, coughing, laughing, or sleeping. Take this log with you when you visit your doctor.

Q: How do I find out if I have urinary incontinence?

A: The first step is to see your doctor. If your doctor doesn't treat bladder problems, ask for help finding someone who does.

Your doctor will ask you about your symptoms and take a medical history. Your doctor will ask you:

- how often you empty your bladder
- how and when you leak urine
- how much urine you leak



womenshealth.gov

1-800-994-9662

TDD: 1-888-220-5446

Your doctor will do a physical exam to look for signs of health problems that can cause incontinence. Your doctor also will do a test to figure out how well your bladder works and how much it can hold. For this test, you will drink water and urinate into a measuring pan, after which your doctor will measure any urine still in the bladder. Your doctor also may order one or more of the following other tests:

- **Stress test** – while you cough or bear down, the doctor watches for loss of urine.
- **Urinalysis** – you give a urine sample, which is tested for signs of infection and other causes of incontinence.
- **Blood test** – you give a blood sample, which is sent to a lab where it is tested for signs of other causes of incontinence.
- **Ultrasound** – sound waves are used to take a picture of the kidneys, bladder, and urethra. Your doctor will look to see if there are any problems in these areas that could cause incontinence.
- **Cystoscopy** – a thin tube with a tiny camera is placed in the urethra to view the inside of the urethra and bladder.
- **Urodynamics** – a thin tube is placed into your bladder and your bladder is filled with water. Your doctor measures the pressure in the bladder.

Your doctor may ask you to write down when you empty your bladder and how much urine you produce for a day or a week.

Q: Is there anything I can do to prevent urinary incontinence?

A: Yes. Exercising your pelvic floor muscles regularly can help prevent bladder problems. These exercises are called Kegels.

How to do Kegel exercises:

1. It may be easier to begin practicing these exercises while lying down.
2. Squeeze the muscles in your genital area as if you were trying to stop the flow of urine or trying to stop from passing gas. Try not to squeeze the muscles in your belly or legs at the same time.
3. Relax. Squeeze the muscles again and hold for 3 seconds. Then relax for 3 seconds. Do this 8 more times. Work up to 5 sets of 10.
4. When your muscles get stronger, do your exercises sitting or standing. You can do these exercises any time, while sitting at your desk, in the car, waiting in line, doing the dishes, etc.

Be patient. It may take 3 to 6 weeks before you see results.

If you're not sure you're doing Kegel exercises right, ask your doctor or nurse to check you while you try to do them. If you aren't squeezing the right muscles, your doctor or nurse can teach you the right way to do the exercises. A pelvic floor physical therapist may be available in your area to help teach you how to strengthen these muscles or help you with other treatments listed in the "For More Information..." section.



womenshealth.gov

1-800-994-9662

TDD: 1-888-220-5446

Q: How is urinary incontinence treated?

A: There are many ways to treat incontinence. Your doctor will work with you to find the best treatment for you.

Treatments include:

- **Pelvic Muscle Exercises (Kegel exercises)** – easy exercises to make your pelvic muscles stronger. Doing these exercises every day can help reduce or cure stress leakage.

How to do Kegel exercises:

1. It may be easier to begin practicing these exercises while lying down.
2. Squeeze the muscles in your genital area as if you were trying to stop the flow of urine or trying to stop from passing gas. Try not to squeeze the muscles in your belly or legs at the same time.
3. Relax. Squeeze the muscles again and hold for 3 seconds. Then relax for 3 seconds. Do this 8 more times. Work up to 5 sets of 10.
4. When your muscles get stronger, do your exercises sitting or standing. You can do these exercises any time, while sitting at your desk, in the car, waiting in line, doing the dishes, etc.

Be patient. It may take 3 to 6 weeks before you see results.

If you're not sure you're doing Kegel exercises right, ask your doctor or nurse to check you while you try to do them. If you aren't squeezing the right muscles, your doctor or nurse can teach you the right way to do the exercises. A pelvic floor

physical therapist may be available in your area to help teach you how to strengthen these muscles or help you with other treatments listed below.

- **Electrical Stimulation** – electrodes are placed in the vagina or rectum for a short time to stimulate nearby muscles and make them stronger. This treatment can reduce both stress incontinence and urge incontinence.
- **Biofeedback** – biofeedback helps you learn how your body works. A therapist puts an electrical patch over your bladder and urethral muscles. A wire connected to the patch is linked to a TV screen. You and your therapist watch the screen to see when these muscles contract, so you can learn to control these muscles. Biofeedback can be used with pelvic muscle exercises and electrical stimulation to help control stress incontinence and urge incontinence.
- **Timed Voiding or Bladder Retraining** – there are two ways you can train your bladder to hold urine better. In timed voiding, you urinate at set times instead of waiting for a strong urge. To do bladder retraining, you slowly increase the time between your scheduled voiding times to train your bladder to hold urine better. These treatments can reduce urge incontinence and overflow incontinence. A doctor can tell you if these may help you.
- **Weight Loss** – extra weight puts more pressure on your bladder and nearby muscles, which can cause bladder control problems. If you're overweight, work with your doctor



womenshealth.gov

1-800-994-9662

TDD: 1-888-220-5446

to plan a diet and exercise program that works for you.

- **Dietary Changes** – certain foods and drinks can cause incontinence, such as caffeine (found in coffee, some sodas, and chocolate), tea, and alcohol. Limiting these foods and drinks can reduce incontinence.
- **Medications** – medications can reduce some types of leakage. Talk to your doctor to see if medication is right for you.
- **Pessary** – a pessary is a small device that fits in your vagina and helps hold it up. A pessary can help reduce leakage. Your doctor or nurse will decide which type and size of pessary is right for you and will check the pessary regularly.
- **Implants** – your doctor may suggest injecting a material into the space around the urethra with a needle. This material thickens the area around the urethra so you can control your urine flow better.
- **Surgery** – surgery can fix problems such as blocked areas. It can also support the bladder or the urethra to

prevent loss of urine. A surgeon can also put a small device in the body that acts on nerves to control bladder activity.

- **Urethral Inserts** – a urethral insert is a thin tube that you place inside the urethra that blocks urine from coming out. You take the tube out when you need to urinate and then put it back in until you need to urinate again.
- **External Urethral Barrier** – this device is a small foam or gel disposable pad that you place over the opening of the urethra. The pad seals itself against your body, keeping you from leaking. When you go to the bathroom you take it off. After urinating you place a new pad over the urethra.
- **Catheters** – if nothing else helps, the doctor may suggest catheters, thin tubes placed in the bladder by a doctor or by you. A catheter drains the bladder for you, sometimes into an attached bag. ■



womenshealth.gov

1-800-994-9662

TDD: 1-888-220-5446

For More Information...

For more information about urinary incontinence, call the National Women's Health Information Center at 1-800-994-9662 or contact the following organizations:

**National Kidney and Urologic
Diseases Information Clearinghouse**

Phone Number: (800) 891-5390

Internet Address:

<http://kidney.niddk.nih.gov/>

National Institute on Aging

Phone Number: (800) 222-2225

Internet Address: <http://www.nia.nih.gov>

Food and Drug Administration

Phone Number: (888) INFO-FDA
(1-888-463-6332)

Internet Address: <http://www.fda.gov>

National Association for Continence

Phone Number: (800) 252-3337

Internet Address: <http://www.nafc.org>

American Urogynecologic Society

Phone Number: (202) 367-1167

Internet Address: <http://www.augs.org>

This information was abstracted from fact sheets on urinary incontinence from the National Institute of Diabetes and Digestive and Kidney Diseases (NIDDK).

All material contained in this FAQ is free of copyright restrictions, and may be copied, reproduced, or duplicated without permission of the Office on Women's Health in the Department of Health and Human Services. Citation of the source is appreciated.

This FAQ was reviewed by:

Chiara Ghetti, MD

Assistant Professor

Department of Obstetrics, Gynecology, and Reproductive Sciences

Division of Urogynecology

Magee-Womens Hospital

July 2006