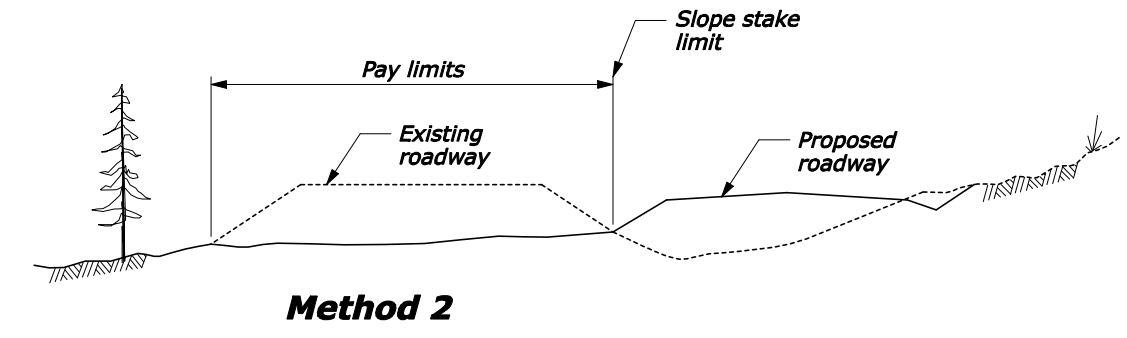
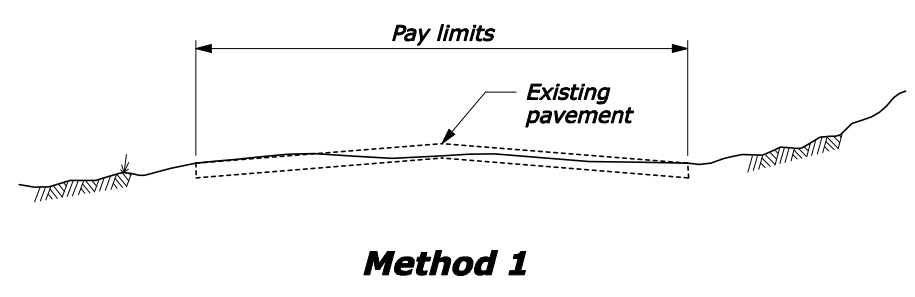
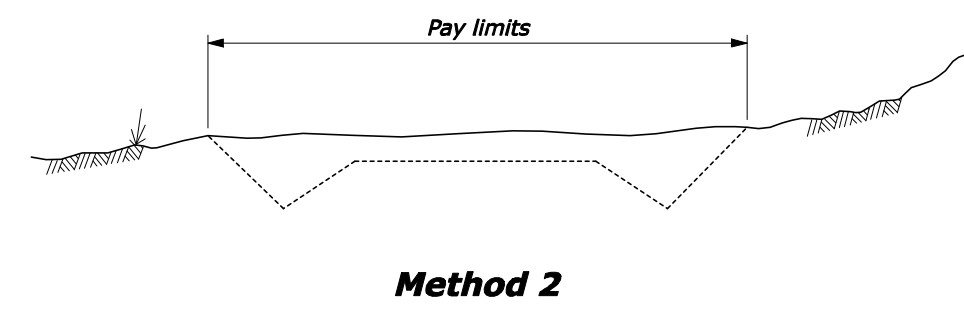
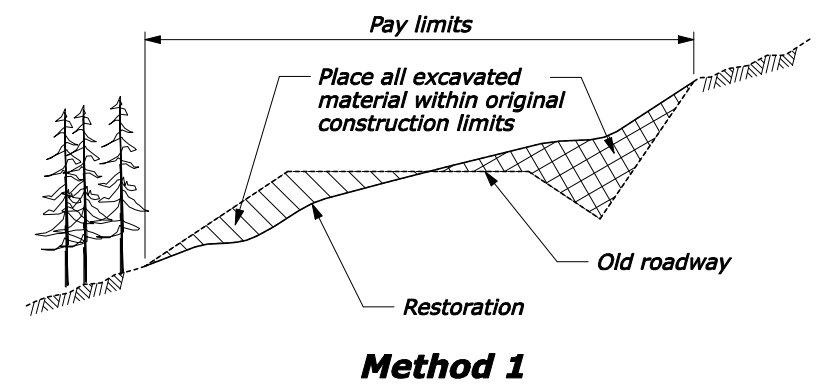


REG	STATE	PROJECT	SHEET NO.	TOTAL SHEETS

NOTE:

1. Rough grade the obliterated roadway to a pleasing appearance as directed by the CO.
2. Measure for payment under applicable contract items, any material taken from an obliterated roadway and used for new construction.
3. Measure for payment under applicable contract items, any material taken from an obliterated roadway and used in other obliteration locations. Do not measure material excavated and placed in the same old roadway obliteration location.
4. Do not measure areas within slope stake limits under Roadway obliteration, Method 1.



TYPICAL OBLITERATION SECTIONS

NO SCALE

U.S. DEPARTMENT OF TRANSPORTATION FEDERAL HIGHWAY ADMINISTRATION CENTRAL FEDERAL LANDS HIGHWAY DIVISION	
METRIC SPECIAL	
ROADWAY OBLITERATION	
SPECIAL M211-A	
DRAFT 04/2008	NPS PMIS NO.: XXXXX