

Maps of Trends in Diabetes and Obesity

May 2008

CDC's Division of Diabetes Translation. National Diabetes Surveillance System available at <http://www.cdc.gov/diabetes/statistics>

The maps show the trend in the age-adjusted prevalence of obesity and diagnosed diabetes in the United States from 1994 through 2007. During this period, the prevalence of obesity and the prevalence of diagnosed diabetes rose in all states. In 1994, all but two states had prevalence of obesity less than 18% and no state exceeded 22%. In 2007, no state had prevalence of obesity less than 18% and 45 out of 51 states had prevalence greater than 22%. Similarly for diagnosed diabetes, in 1994, almost all states had prevalence less than 6.0%. In 2007, only three states had prevalence less than 6.0%. All the other states exceeded 6.0%; ten of these exceeded 9.0%.

Data Source and Methodology

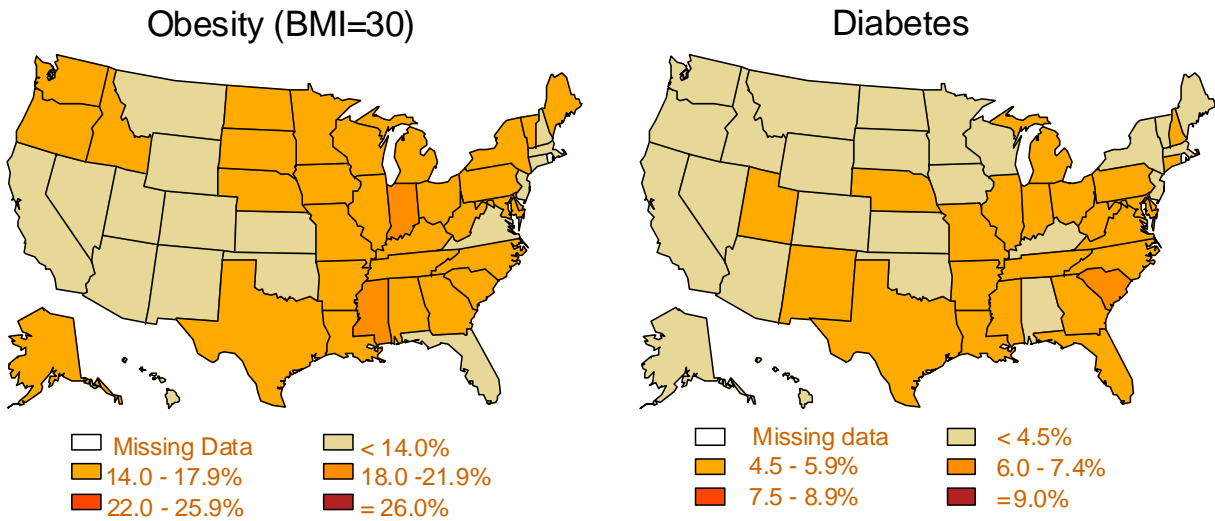
The percentage of U.S. adults who were obese or who had diagnosed diabetes was determined by using data from the Behavioral Risk Factor Surveillance System (BRFSS, available at <http://www.cdc.gov/brfss>). An ongoing, yearly, state-based telephone survey of the non-institutionalized adult population in each state, the BRFSS provides state-specific information on behavioral risk factors for disease and on preventive health practices. Respondents who reported that a physician told them they had diabetes (other than during pregnancy) were considered to have diagnosed diabetes. Self reported weight and height were used to calculate body mass index (BMI): weight in kilograms divided by the square of height in meters. A BMI greater than or equal to 30 was considered to be obese. Rates were age-adjusted using the 2000 U.S. Standard Population.

For additional information on overweight and obesity and for additional obesity trend data see <http://www.cdc.gov/nccdphp/dnpa/obesity/index.htm>.

Data for the Maps

Age-adjusted Percentage of U.S. Adults Who Were Obese or Who Had Diagnosed Diabetes

1994



CDC's Division of Diabetes Translation. National Diabetes Surveillance System available at <http://www.cdc.gov/diabetes/statistics>



Age-adjusted Percentage of U.S. Adults Who Had Diagnosed Diabetes, 1994

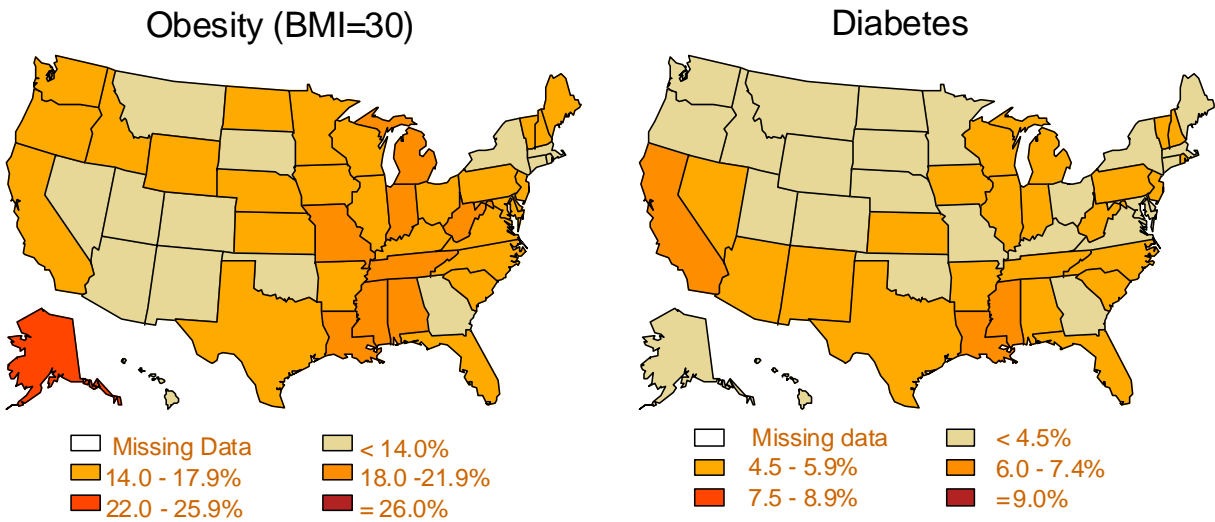
Missing Data	<4.5%	4.5 – 5.9%	6.0 – 7.4%	7.5 – 8.9%	9.0%+
Rhode Island	Alabama	Arkansas	South Carolina		
	Alaska	Connecticut			
	Arizona	Delaware			
	California	District of Columbia			
	Colorado	Florida			
	Hawaii	Georgia			
	Idaho	Illinois			
	Iowa	Indiana			
	Kansas	Louisiana			
	Kentucky	Maryland			
	Maine	Michigan			
	Massachusetts	Mississippi			
	Minnesota	Missouri			
	Montana	Nebraska			
	Nevada	New Hampshire			
	New Jersey	New Mexico			
	New York	North Carolina			
	North Dakota	Ohio			
	Oklahoma	Pennsylvania			
	Oregon	Tennessee			
	South Dakota	Texas			
	Vermont	Utah			
	Washington	Virginia			
	Wisconsin	West Virginia			
	Wyoming				

Age-adjusted Percentage of U.S. Adults Who Were Obese, 1994

Missing Data	<14.0%	14.0 – 17.9%	18.0 – 21.9%	22.0 – 25.9%	26.0%+
Rhode Island	Arizona	Alabama	Indiana		
	California	Alaska	Mississippi		
	Colorado	Arkansas			
	Connecticut	Delaware			
	Florida	District of Columbia			
	Hawaii	Georgia			
	Kansas	Idaho			
	Massachusetts	Illinois			
	Montana	Iowa			
	Nevada	Kentucky			
	New Hampshire	Louisiana			
	New Jersey	Maine			
	New Mexico	Maryland			
	Oklahoma	Michigan			
	Utah	Minnesota			
	Virginia	Missouri			
	Wyoming	Nebraska			
		New York			
		North Carolina			
		North Dakota			
		Ohio			
		Oregon			
		Pennsylvania			
		South Carolina			
		South Dakota			
		Tennessee			
		Texas			
		Vermont			
		Washington			
		West Virginia			
		Wisconsin			

Age-adjusted Percentage of U.S. Adults Who Were Obese or Who Had Diagnosed Diabetes

1995



CDC's Division of Diabetes Translation. National Diabetes Surveillance System available at <http://www.cdc.gov/diabetes/statistics>



Age-adjusted Percentage of U.S. Adults Who Had Diagnosed Diabetes, 1995

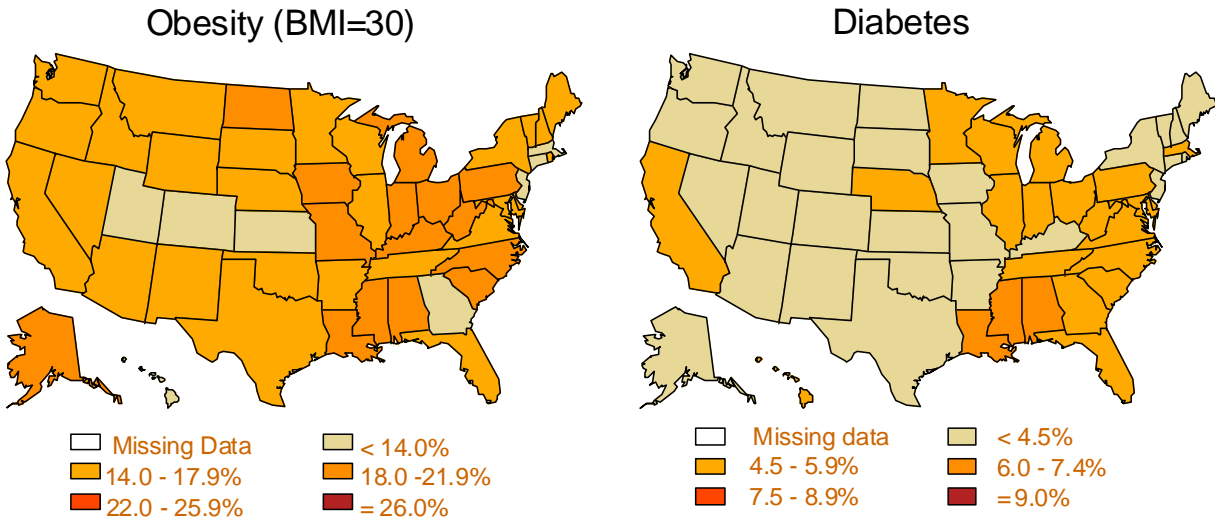
Missing Data	<4.5%	4.5 – 5.9%	6.0 – 7.4%	7.5 – 8.9%	9.0%+
District of Columbia	Alaska	Alabama	California		
	Colorado	Arizona	Louisiana		
	Connecticut	Arkansas	Mississippi		
	Delaware	Florida			
	Georgia	Illinois			
	Hawaii	Indiana			
	Idaho	Iowa			
	Kentucky	Kansas			
	Maine	Michigan			
	Maryland	Nevada			
	Massachusetts	New Hampshire			
	Minnesota	New Jersey			
	Missouri	New Mexico			
	Montana	North Carolina			
	Nebraska	Pennsylvania			
	New York	Rhode Island			
	North Dakota	South Carolina			
	Ohio	Tennessee			
	Oklahoma	Texas			
	Oregon	Vermont			
	South Dakota	West Virginia			
	Utah	Wisconsin			
	Virginia				
	Washington				
	Wyoming				

Age-adjusted Percentage of U.S. Adults Who Were Obese, 1995

Missing Data	<14.0%	14.0 – 17.9%	18.0 – 21.9%	22.0 – 25.9%	26.0%+
District of Columbia	Arizona	Arkansas	Alabama	Alaska	
	Colorado	California	Indiana		
	Connecticut	Delaware	Louisiana		
	Georgia	Florida	Michigan		
	Hawaii	Idaho	Mississippi		
	Massachusetts	Illinois	Missouri		
	Montana	Iowa	Tennessee		
	Nevada	Kansas	West Virginia		
	New Mexico	Kentucky			
	New York	Maine			
	Oklahoma	Maryland			
	Rhode Island	Minnesota			
	South Dakota	Nebraska			
	Utah	New Hampshire			
		New Jersey			
		North Carolina			
		North Dakota			
		Ohio			
		Oregon			
		Pennsylvania			
		South Carolina			
		Texas			
		Vermont			
		Virginia			
		Washington			
		Wisconsin			
		Wyoming			

Age-adjusted Percentage of U.S. Adults Who Were Obese or Who Had Diagnosed Diabetes

1996



CDC's Division of Diabetes Translation. National Diabetes Surveillance System available at <http://www.cdc.gov/diabetes/statistics>



Age-adjusted Percentage of U.S. Adults Who Had Diagnosed Diabetes, 1996

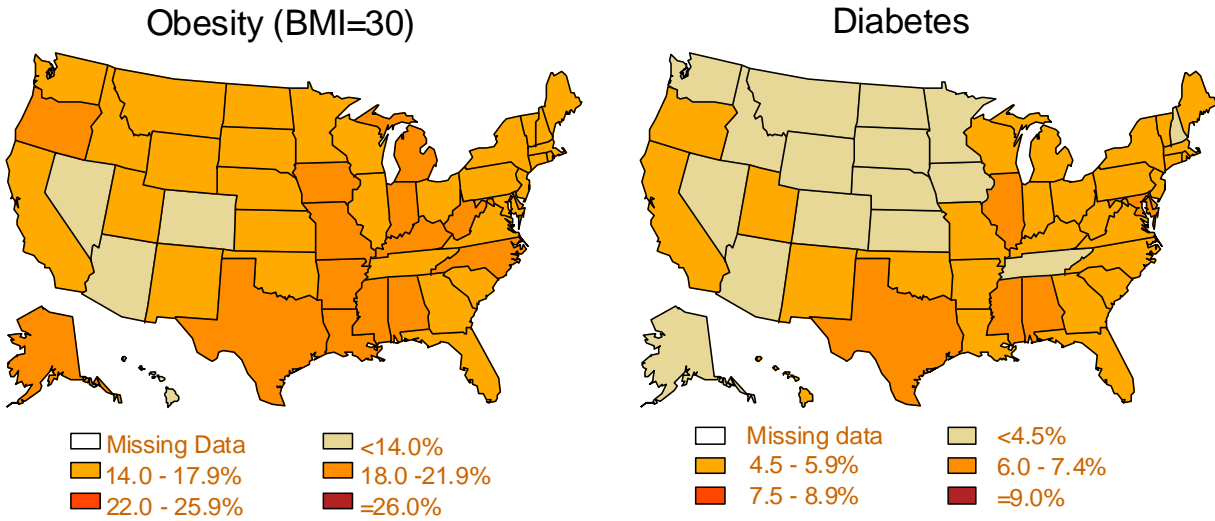
Missing Data	<4.5%	4.5 – 5.9%	6.0 - 7.4%	7.5 – 8.9%	9.0%+
	Alaska	California	Alabama		
	Arizona	Delaware	District of Columbia		
	Arkansas	Florida	Louisiana		
	Colorado	Georgia	Mississippi		
	Connecticut	Hawaii			
	Idaho	Illinois			
	Iowa	Indiana			
	Kansas	Maryland			
	Kentucky	Massachusetts			
	Maine	Michigan			
	Missouri	Minnesota			
	Montana	Nebraska			
	Nevada	North Carolina			
	New Hampshire	Ohio			
	New Jersey	Pennsylvania			
	New Mexico	South Carolina			
	New York	Tennessee			
	North Dakota	Virginia			
	Oklahoma	West Virginia			
	Oregon	Wisconsin			
	Rhode Island				
	South Dakota				
	Texas				
	Utah				
	Vermont				
	Washington				
	Wyoming				

Age-adjusted Percentage of U.S. Adults Who Were Obese, 1996

Missing Data	<14.0%	14.0 – 17.9%	18.0 – 21.9%	22.0 – 25.9%	26.0%+
	Colorado	Arizona	Alabama		
	Connecticut	Arkansas	Alaska		
	Georgia	California	Indiana		
	Hawaii	Delaware	Iowa		
	Kansas	District of Columbia	Kentucky		
	Massachusetts	Florida	Louisiana		
	New Jersey	Idaho	Michigan		
	Utah	Illinois	Mississippi		
		Maine	Missouri		
		Maryland	North Carolina		
		Minnesota	North Dakota		
		Montana	Ohio		
		Nebraska	Pennsylvania		
		Nevada	South Carolina		
		New Hampshire	West Virginia		
		New Mexico			
		New York			
		Oklahoma			
		Oregon			
		Rhode Island			
		South Dakota			
		Tennessee			
		Texas			
		Vermont			
		Virginia			
		Washington			
		Wisconsin			
		Wyoming			

Age-adjusted Percentage of U.S. Adults Who Were Obese or Who Had Diagnosed Diabetes

1997



CDC's Division of Diabetes Translation. National Diabetes Surveillance System available at <http://www.cdc.gov/diabetes/statistics>



Age-adjusted Percentage of U.S. Adults Who Had Diagnosed Diabetes, 1997

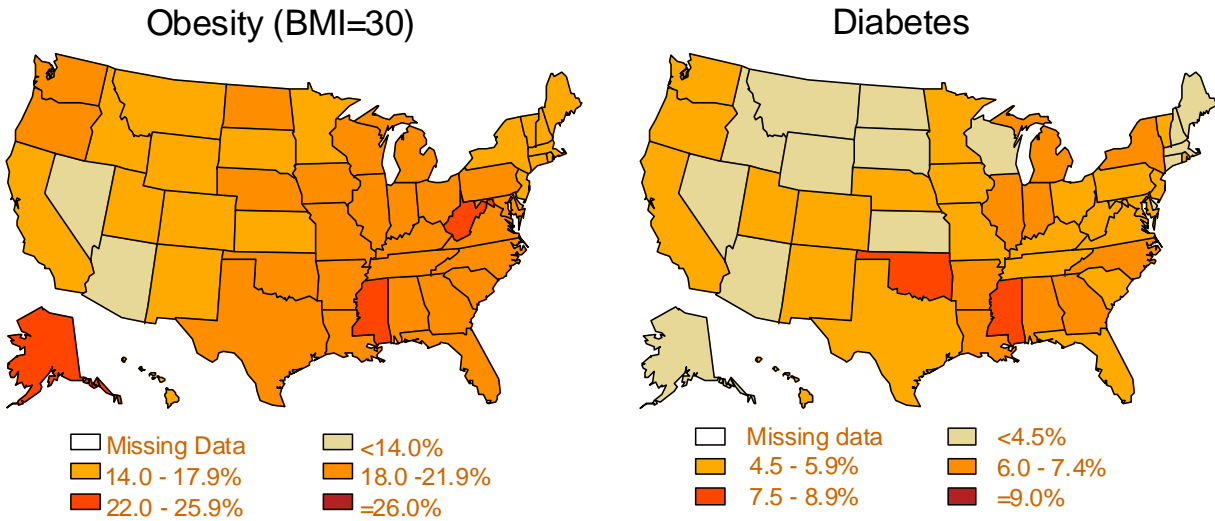
Missing Data	<4.5%	4.5 – 5.9%	6.0 - 7.4%	7.5 – 8.9%	9.0%+
	Alaska	Arkansas	Alabama		
	Arizona	California	Delaware		
	Colorado	Connecticut	Illinois		
	Idaho	District of Columbia	Maryland		
	Iowa	Florida	Mississippi		
	Kansas	Georgia	Texas		
	Minnesota	Hawaii			
	Montana	Indiana			
	Nebraska	Kentucky			
	Nevada	Louisiana			
	New Hampshire	Maine			
	North Dakota	Massachusetts			
	South Dakota	Michigan			
	Tennessee	Missouri			
	Washington	New Jersey			
	Wyoming	New Mexico			
		New York			
		North Carolina			
		Ohio			
		Oklahoma			
		Oregon			
		Pennsylvania			
		Rhode Island			
		South Carolina			
		Utah			
		Vermont			
		Virginia			
		West Virginia			
		Wisconsin			

Age-adjusted Percentage of U.S. Adults Who Were Obese, 1997

Missing Data	<14.0%	14.0 – 17.9%	18.0 – 21.9%	22.0 – 25.9%	26.0%+
	Arizona	California	Alabama		
	Colorado	Connecticut	Alaska		
	Hawaii	District of Columbia	Arkansas		
	Nevada	Florida	Delaware		
		Georgia	Indiana		
		Idaho	Iowa		
		Illinois	Kentucky		
		Kansas	Louisiana		
		Maine	Michigan		
		Maryland	Mississippi		
		Massachusetts	Missouri		
		Minnesota	North Carolina		
		Montana	Oregon		
		Nebraska	Texas		
		New Hampshire	West Virginia		
		New Jersey			
		New Mexico			
		New York			
		North Dakota			
		Ohio			
		Oklahoma			
		Pennsylvania			
		Rhode Island			
		South Carolina			
		South Dakota			
		Tennessee			
		Utah			
		Vermont			
		Virginia			
		Washington			
		Wisconsin			
		Wyoming			

Age-adjusted Percentage of U.S. Adults Who Were Obese or Who Had Diagnosed Diabetes

1998



CDC's Division of Diabetes Translation. National Diabetes Surveillance System available at <http://www.cdc.gov/diabetes/statistics>



Age-adjusted Percentage of U.S. Adults Who Had Diagnosed Diabetes, 1998

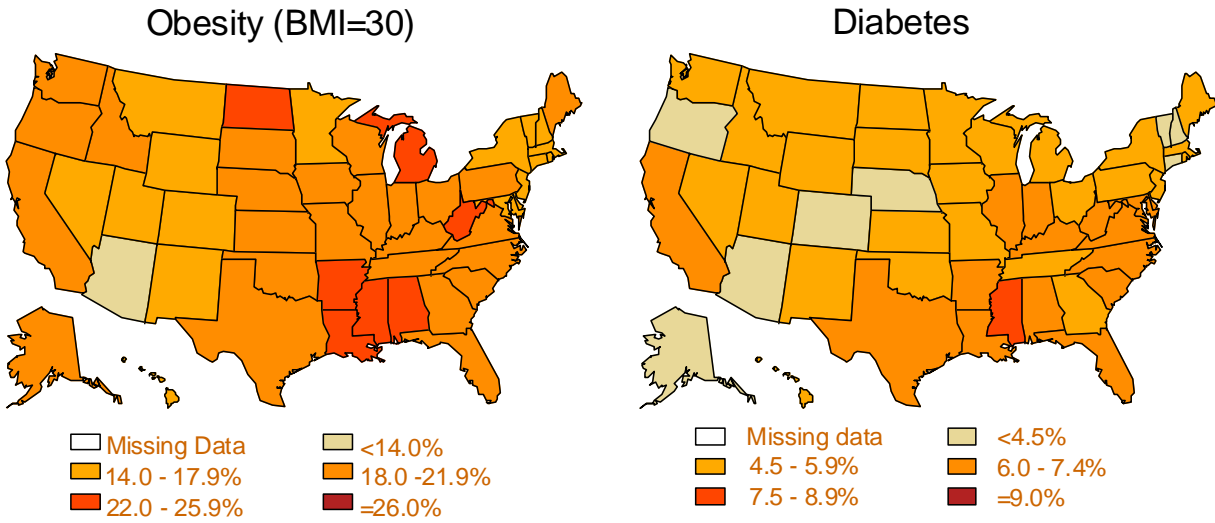
Missing Data	<4.5%	4.5 – 5.9%	6.0 - 7.4%	7.5 – 8.9%	9.0%+
	Alaska	California	Alabama	Mississippi	
	Arizona	Colorado	Arkansas	Oklahoma	
	Connecticut	Florida	District of Columbia		
	Delaware	Hawaii	Georgia		
	Idaho	Iowa	Illinois		
	Kansas	Kentucky	Indiana		
	Maine	Maryland	Louisiana		
	Massachusetts	Minnesota	Michigan		
	Montana	Missouri	New York		
	Nevada	Nebraska	North Carolina		
	New Hampshire	New Jersey			
	North Dakota	New Mexico			
	South Dakota	Ohio			
	Wisconsin	Oregon			
	Wyoming	Pennsylvania			
		Rhode Island			
		South Carolina			
		Tennessee			
		Texas			
		Utah			
		Vermont			
		Virginia			
		Washington			
		West Virginia			

Age-adjusted Percentage of U.S. Adults Who Were Obese, 1998

Missing Data	<14.0%	14.0 – 17.9%	18.0 – 21.9%	22.0 – 25.9%	26.0%+
	Arizona	California	Alabama	Alaska	
	Nevada	Colorado	Arkansas	Mississippi	
		Connecticut	District of Columbia	West Virginia	
		Delaware	Florida		
		Hawaii	Georgia		
		Idaho	Illinois		
		Kansas	Indiana		
		Maine	Iowa		
		Massachusetts	Kentucky		
		Minnesota	Louisiana		
		Montana	Maryland		
		New Hampshire	Michigan		
		New Jersey	Missouri		
		New Mexico	Nebraska		
		New York	North Carolina		
		Rhode Island	North Dakota		
		South Dakota	Ohio		
		Utah	Oklahoma		
		Vermont	Oregon		
		Wyoming	Pennsylvania		
			South Carolina		
			Tennessee		
			Texas		
			Virginia		
			Washington		
			Wisconsin		

Age-adjusted Percentage of U.S. Adults Who Were Obese or Who Had Diagnosed Diabetes

1999



CDC's Division of Diabetes Translation. National Diabetes Surveillance System available at <http://www.cdc.gov/diabetes/statistics>



Age-adjusted Percentage of U.S. Adults Who Had Diagnosed Diabetes, 1999

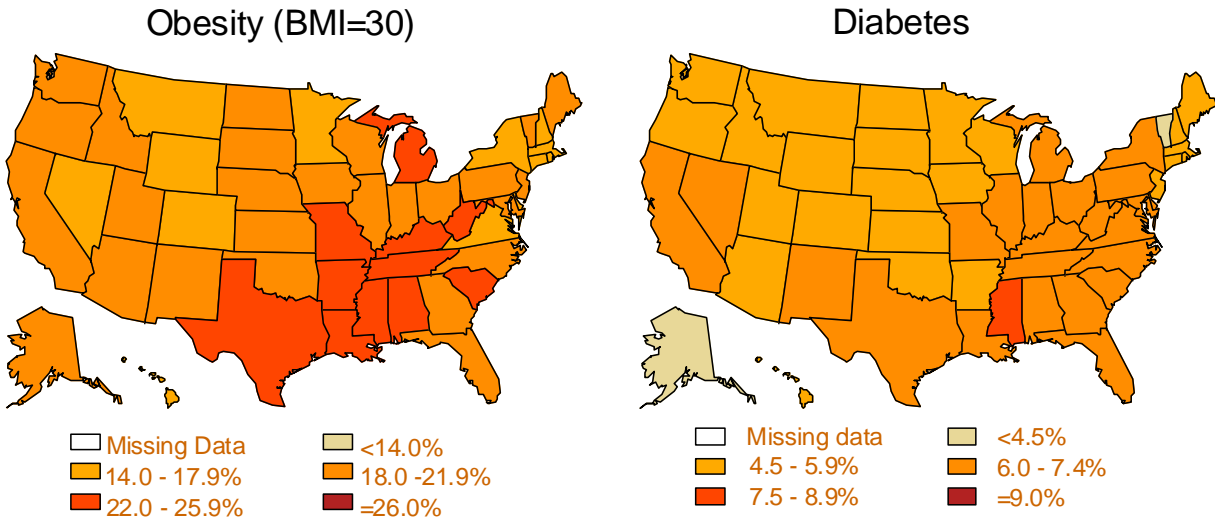
Missing Data	<4.5%	4.5 – 5.9%	6.0 - 7.4%	7.5 – 8.9%	9.0%+
	Alaska	Georgia	Alabama	Mississippi	
	Arizona	Hawaii	Arkansas		
	Colorado	Idaho	California		
	Connecticut	Iowa	Delaware		
	Nebraska	Kansas	District of Columbia		
	New Hampshire	Maine	Florida		
	Oregon	Massachusetts	Illinois		
	Vermont	Michigan	Indiana		
		Minnesota	Kentucky		
		Missouri	Louisiana		
		Montana	Maryland		
		Nevada	North Carolina		
		New Jersey	South Carolina		
		New Mexico	Texas		
		New York	Virginia		
		North Dakota	West Virginia		
		Ohio			
		Oklahoma			
		Pennsylvania			
		Rhode Island			
		South Dakota			
		Tennessee			
		Utah			
		Washington			
		Wisconsin			
		Wyoming			

Age-adjusted Percentage of U.S. Adults Who Were Obese, 1999

Missing Data	<14.0%	14.0 – 17.9%	18.0 – 21.9%	22.0 – 25.9%	26.0%+
	Arizona	Colorado	Alaska	Alabama	
		Connecticut	California	Arkansas	
		Delaware	District of Columbia	Louisiana	
		Hawaii	Florida	Michigan	
		Maryland	Georgia	Mississippi	
		Massachusetts	Idaho	North Dakota	
		Minnesota	Illinois	West Virginia	
		Montana	Indiana		
		Nevada	Iowa		
		New Hampshire	Kansas		
		New Jersey	Kentucky		
		New Mexico	Maine		
		New York	Missouri		
		Rhode Island	Nebraska		
		Utah	North Carolina		
		Vermont	Ohio		
		Wyoming	Oklahoma		
			Oregon		
			Pennsylvania		
			South Carolina		
			South Dakota		
			Tennessee		
			Texas		
			Virginia		
			Washington		
			Wisconsin		

Age-adjusted Percentage of U.S. Adults Who Were Obese or Who Had Diagnosed Diabetes

2000



CDC's Division of Diabetes Translation. National Diabetes Surveillance System
available at <http://www.cdc.gov/diabetes/statistics>



Age-adjusted Percentage of U.S. Adults Who Had Diagnosed Diabetes, 2000

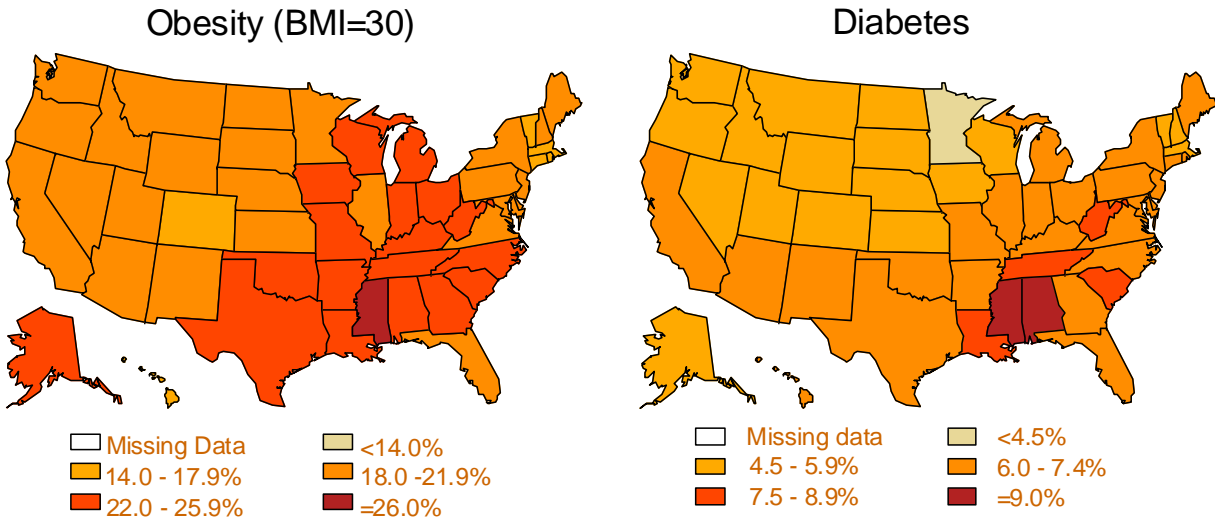
Missing Data	<4.5%	4.5 – 5.9%	6.0 - 7.4%	7.5 – 8.9%	9.0%+
	Alaska	Arizona	Alabama	Mississippi	
	Vermont	Arkansas	California		
		Colorado	Delaware		
		Connecticut	District of Columbia		
		Hawaii	Florida		
		Idaho	Georgia		
		Iowa	Illinois		
		Kansas	Indiana		
		Maine	Kentucky		
		Massachusetts	Louisiana		
		Minnesota	Maryland		
		Montana	Michigan		
		Nebraska	Missouri		
		New Hampshire	Nevada		
		New Jersey	New Mexico		
		North Dakota	New York		
		Oklahoma	North Carolina		
		Oregon	Ohio		
		Rhode Island	Pennsylvania		
		South Dakota	South Carolina		
		Utah	Tennessee		
		Washington	Texas		
		Wisconsin	Virginia		
		Wyoming	West Virginia		

Age-adjusted Percentage of U.S. Adults Who Were Obese, 2000

Missing Data	<14.0%	14.0 – 17.9%	18.0 – 21.9%	22.0 – 25.9%	26.0%+
		Colorado	Alaska	Alabama	
		Connecticut	Arizona	Arkansas	
		Delaware	California	Kentucky	
		Hawaii	District of Columbia	Louisiana	
		Massachusetts	Florida	Michigan	
		Minnesota	Georgia	Mississippi	
		Montana	Idaho	Missouri	
		Nevada	Illinois	South Carolina	
		New Hampshire	Indiana	Tennessee	
		New York	Iowa	Texas	
		Rhode Island	Kansas	West Virginia	
		Virginia	Maine		
		Wyoming	Maryland		
			Nebraska		
			New Jersey		
			New Mexico		
			North Carolina		
			North Dakota		
			Ohio		
			Oklahoma		
			Oregon		
			Pennsylvania		
			South Dakota		
			Utah		
			Vermont		
			Washington		
			Wisconsin		

Age-adjusted Percentage of U.S. Adults Who Were Obese or Who Had Diagnosed Diabetes

2001



CDC's Division of Diabetes Translation. National Diabetes Surveillance System available at <http://www.cdc.gov/diabetes/statistics>



Age-adjusted Percentage of U.S. Adults Who Had Diagnosed Diabetes, 2001

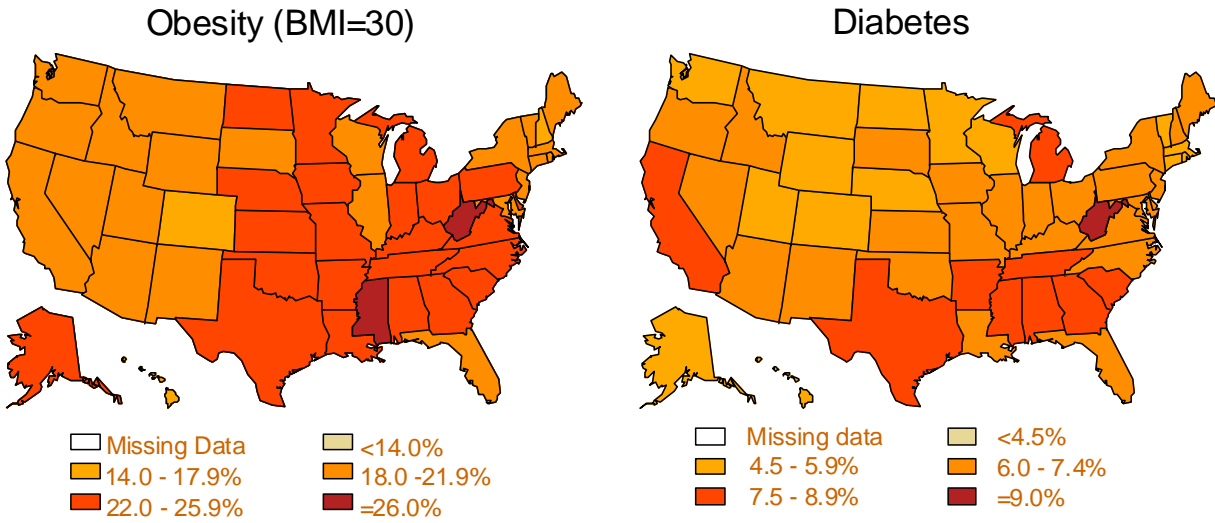
Missing Data	<4.5%	4.5 – 5.9%	6.0 - 7.4%	7.5 – 8.9%	9.0%+
	Minnesota	Alaska	Arizona	District of Columbia	Alabama
		Colorado	Arkansas	Louisiana	Mississippi
		Idaho	California	South Carolina	
		Iowa	Connecticut	Tennessee	
		Kansas	Delaware	West Virginia	
		Massachusetts	Florida		
		Montana	Georgia		
		Nebraska	Hawaii		
		Nevada	Illinois		
		New Hampshire	Indiana		
		North Dakota	Kentucky		
		Oregon	Maine		
		South Dakota	Maryland		
		Utah	Michigan		
		Vermont	Missouri		
		Washington	New Jersey		
		Wisconsin	New Mexico		
		Wyoming	New York		
			North Carolina		
			Ohio		
			Oklahoma		
			Pennsylvania		
			Rhode Island		
			Texas		
			Virginia		

Age-adjusted Percentage of U.S. Adults Who Were Obese, 2001

Missing Data	<14.0%	14.0 – 17.9%	18.0 – 21.9%	22.0 – 25.9%	26.0%+
		Colorado	Arizona	Alabama	Mississippi
		Connecticut	California	Alaska	
		Hawaii	Delaware	Arkansas	
		Massachusetts	District of Columbia	Georgia	
		Rhode Island	Florida	Indiana	
		Vermont	Idaho	Iowa	
			Illinois	Kentucky	
			Kansas	Louisiana	
			Maine	Michigan	
			Maryland	Missouri	
			Minnesota	North Carolina	
			Montana	Ohio	
			Nebraska	Oklahoma	
			Nevada	South Carolina	
			New Hampshire	Tennessee	
			New Jersey	Texas	
			New Mexico	West Virginia	
			New York	Wisconsin	
			North Dakota		
			Oregon		
			Pennsylvania		
			South Dakota		
			Utah		
			Virginia		
			Washington		
			Wyoming		

Age-adjusted Percentage of U.S. Adults Who Were Obese or Who Had Diagnosed Diabetes

2002



CDC's Division of Diabetes Translation. National Diabetes Surveillance System
available at <http://www.cdc.gov/diabetes/statistics>



Age-adjusted Percentage of U.S. Adults Who Had Diagnosed Diabetes, 2002

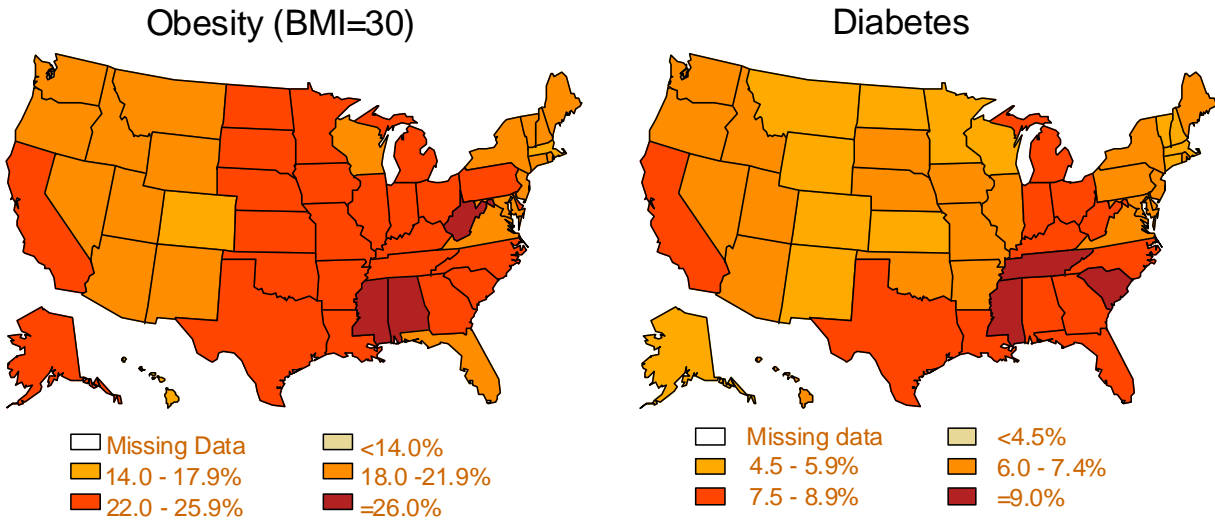
Missing Data	<4.5%	4.5 – 5.9%	6.0 - 7.4%	7.5 – 8.9%	9.0%+
		Alaska	Arizona	Alabama	West Virginia
		Colorado	Delaware	Arkansas	
		Connecticut	Florida	California	
		Hawaii	Idaho	District of Columbia	
		Massachusetts	Illinois	Georgia	
		Minnesota	Indiana	Michigan	
		Montana	Iowa	Mississippi	
		Nebraska	Kansas	South Carolina	
		North Dakota	Kentucky	Tennessee	
		Rhode Island	Louisiana	Texas	
		Utah	Maine		
		Vermont	Maryland		
		Washington	Missouri		
		Wisconsin	Nevada		
		Wyoming	New Hampshire		
			New Jersey		
			New Mexico		
			New York		
			North Carolina		
			Ohio		
			Oklahoma		
			Oregon		
			Pennsylvania		
			South Dakota		
			Virginia		

Age-adjusted Percentage of U.S. Adults Who Were Obese, 2002

Missing Data	<14.0%	14.0 – 17.9%	18.0 – 21.9%	22.0 – 25.9%	26.0%+
		Colorado	Arizona	Alabama	Mississippi
		Hawaii	California	Alaska	West Virginia
		New Hampshire	Connecticut	Arkansas	
			District of Columbia	Delaware	
			Florida	Georgia	
			Idaho	Indiana	
			Illinois	Iowa	
			Maine	Kansas	
			Maryland	Kentucky	
			Massachusetts	Louisiana	
			Montana	Michigan	
			Nevada	Minnesota	
			New Jersey	Missouri	
			New Mexico	Nebraska	
			New York	North Carolina	
			Oregon	North Dakota	
			Rhode Island	Ohio	
			South Dakota	Oklahoma	
			Utah	Pennsylvania	
			Vermont	South Carolina	
			Washington	Tennessee	
			Wisconsin	Texas	
			Wyoming	Virginia	

Age-adjusted Percentage of U.S. Adults Who Were Obese or Who Had Diagnosed Diabetes

2003



CDC's Division of Diabetes Translation. National Diabetes Surveillance System available at <http://www.cdc.gov/diabetes/statistics>



Age-adjusted Percentage of U.S. Adults Who Had Diagnosed Diabetes, 2003

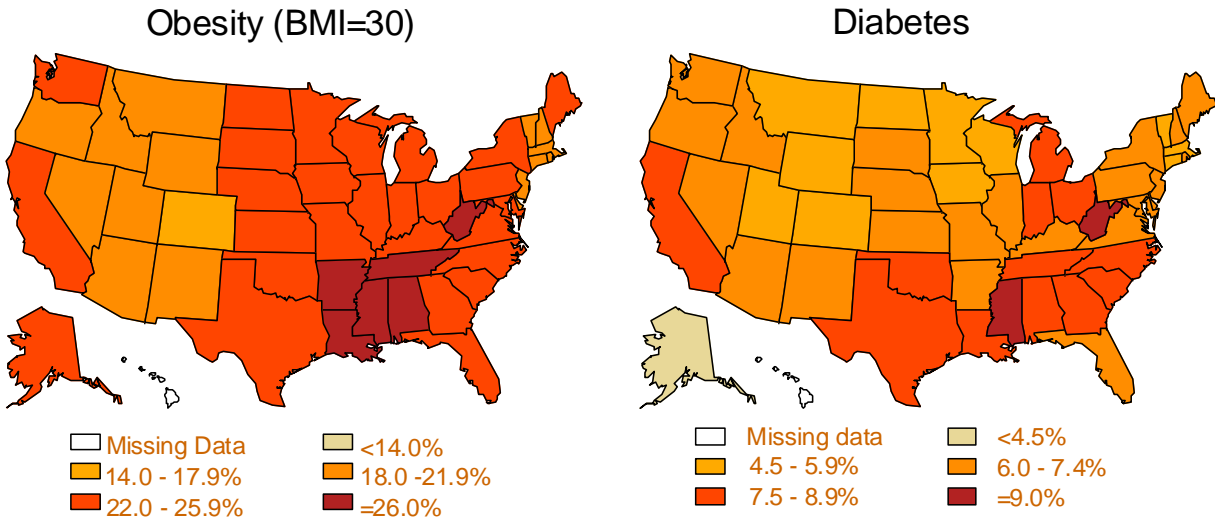
Missing Data	<4.5%	4.5 – 5.9%	6.0 - 7.4%	7.5 – 8.9%	9.0%+
		Alaska	Arizona	Alabama	Mississippi
		Colorado	Arkansas	California	South Carolina
		Connecticut	Delaware	District of Columbia	Tennessee
		Kansas	Hawaii	Florida	
		Massachusetts	Idaho	Georgia	
		Minnesota	Illinois	Indiana	
		Montana	Iowa	Kentucky	
		New Hampshire	Maine	Louisiana	
		New Mexico	Maryland	Michigan	
		North Dakota	Missouri	North Carolina	
		Vermont	Nebraska	Ohio	
		Wisconsin	Nevada	Texas	
		Wyoming	New Jersey	West Virginia	
			New York		
			Oklahoma		
			Oregon		
			Pennsylvania		
			Rhode Island		
			South Dakota		
			Utah		
			Virginia		
			Washington		

Age-adjusted Percentage of U.S. Adults Who Were Obese, 2003

Missing Data	<14.0%	14.0 – 17.9%	18.0 – 21.9%	22.0 – 25.9%	26.0%+
		Colorado	Arizona	Alaska	Alabama
		Hawaii	Connecticut	Arkansas	Mississippi
		Massachusetts	District of Columbia	California	West Virginia
			Florida	Delaware	
			Idaho	Georgia	
			Maine	Illinois	
			Maryland	Indiana	
			Montana	Iowa	
			Nevada	Kansas	
			New Hampshire	Kentucky	
			New Jersey	Louisiana	
			New Mexico	Michigan	
			New York	Minnesota	
			Oregon	Missouri	
			Rhode Island	Nebraska	
			Utah	North Carolina	
			Vermont	North Dakota	
			Virginia	Ohio	
			Washington	Oklahoma	
			Wisconsin	Pennsylvania	
			Wyoming	South Carolina	
				South Dakota	
				Tennessee	
				Texas	

Age-adjusted Percentage of U.S. Adults Who Were Obese or Who Had Diagnosed Diabetes

2004



CDC's Division of Diabetes Translation. National Diabetes Surveillance System available at <http://www.cdc.gov/diabetes/statistics>



Age-adjusted Percentage of U.S. Adults Who Had Diagnosed Diabetes, 2004

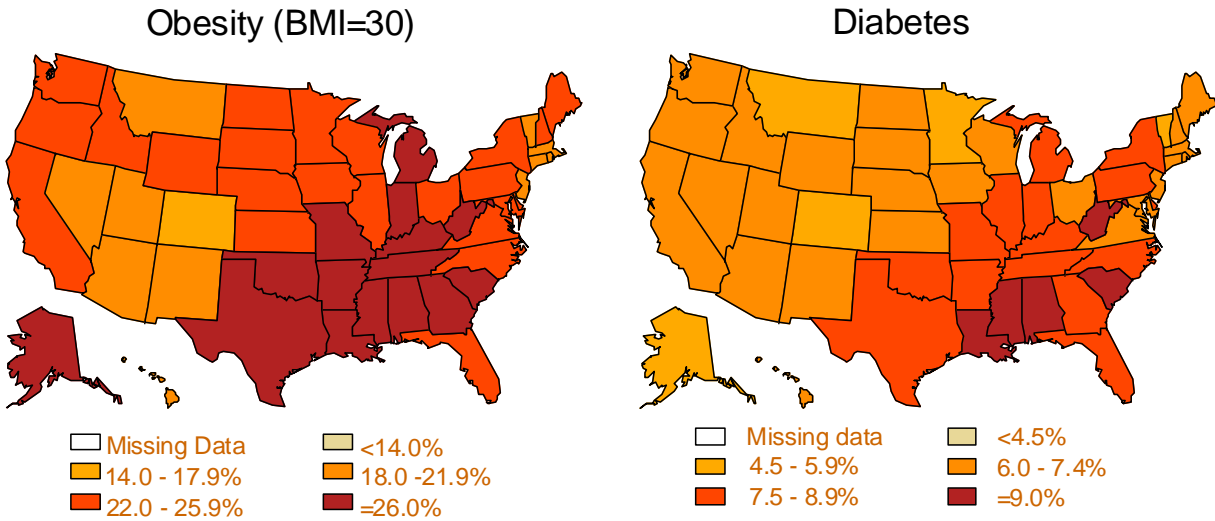
Missing Data	<4.5%	4.5 – 5.9%	6.0 - 7.4%	7.5 – 8.9%	9.0%+
Hawaii	Alaska	Colorado	Arizona	Alabama	District of Columbia
		Connecticut	Arkansas	California	Mississippi
		Iowa	Delaware	Georgia	West Virginia
		Massachusetts	Florida	Indiana	
		Minnesota	Idaho	Louisiana	
		Montana	Illinois	Michigan	
		North Dakota	Kansas	North Carolina	
		Utah	Kentucky	Ohio	
		Vermont	Maine	Oklahoma	
		Wisconsin	Maryland	South Carolina	
		Wyoming	Missouri	Tennessee	
			Nebraska	Texas	
			Nevada		
			New Hampshire		
			New Jersey		
			New Mexico		
			New York		
			Oregon		
			Pennsylvania		
			Rhode Island		
			South Dakota		
			Virginia		
			Washington		

Age-adjusted Percentage of U.S. Adults Who Were Obese, 2004

Missing Data	<14.0%	14.0 – 17.9%	18.0 – 21.9%	22.0 – 25.9%	26.0%+
Hawaii		Colorado	Arizona	Alaska	Alabama
			Connecticut	California	Arkansas
			Delaware	District of Columbia	Louisiana
			Idaho	Florida	Mississippi
			Massachusetts	Georgia	Tennessee
			Montana	Illinois	West Virginia
			Nevada	Indiana	
			New Hampshire	Iowa	
			New Jersey	Kansas	
			New Mexico	Kentucky	
			Oregon	Maine	
			Rhode Island	Maryland	
			Utah	Michigan	
			Vermont	Minnesota	
			Wyoming	Missouri	
				Nebraska	
				New York	
				North Carolina	
				North Dakota	
				Ohio	
				Oklahoma	
				Pennsylvania	
				South Carolina	
				South Dakota	
				Texas	
				Virginia	
				Washington	
				Wisconsin	

Age-adjusted Percentage of U.S. Adults Who Were Obese or Who Had Diagnosed Diabetes

2005



CDC's Division of Diabetes Translation. National Diabetes Surveillance System available at <http://www.cdc.gov/diabetes/statistics>



Age-adjusted Percentage of U.S. Adults Who Had Diagnosed Diabetes, 2005

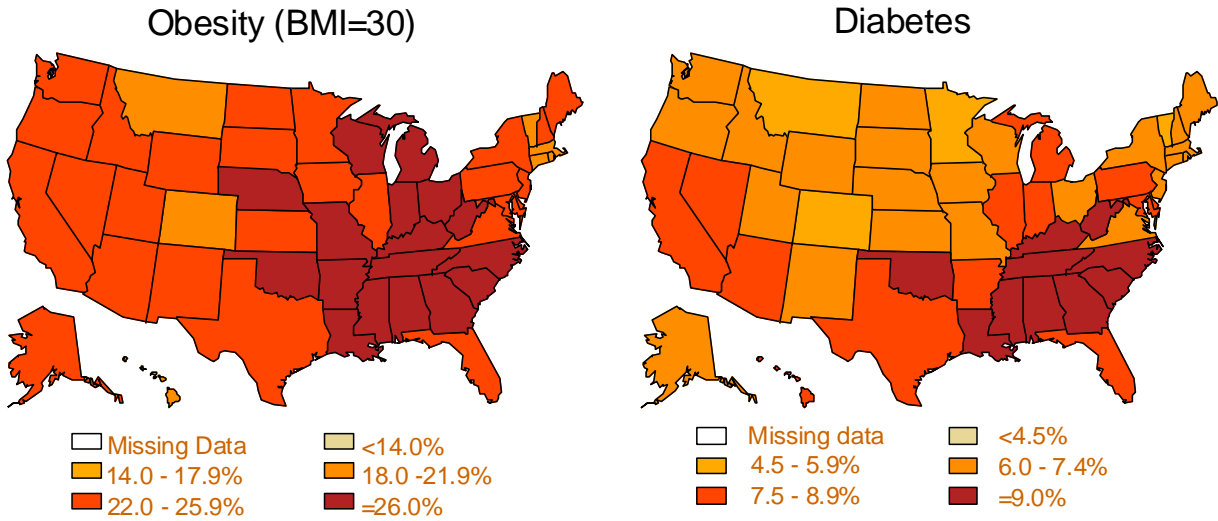
Missing Data	<4.5%	4.5 – 5.9%	6.0 - 7.4%	7.5 – 8.9%	9.0%+
		Alaska	Arizona	Arkansas	Alabama
		Colorado	California	Delaware	Louisiana
		Minnesota	Connecticut	District of Columbia	Mississippi
		Montana	Hawaii	Florida	South Carolina
		Vermont	Idaho	Georgia	West Virginia
			Iowa	Illinois	
			Kansas	Indiana	
			Maine	Kentucky	
			Maryland	Michigan	
			Massachusetts	Missouri	
			Nebraska	New York	
			Nevada	North Carolina	
			New Hampshire	Oklahoma	
			New Jersey	Pennsylvania	
			New Mexico	Tennessee	
			North Dakota	Texas	
			Ohio		
			Oregon		
			Rhode Island		
			South Dakota		
			Utah		
			Virginia		
			Washington		
			Wisconsin		
			Wyoming		

Age-adjusted Percentage of U.S. Adults Who Were Obese, 2005

Missing Data	<14.0%	14.0 – 17.9%	18.0 – 21.9%	22.0 – 25.9%	26.0%+
		Colorado	Arizona	California	Alabama
			Connecticut	Delaware	Alaska
			Hawaii	District of Columbia	Arkansas
			Massachusetts	Florida	Georgia
			Montana	Idaho	Indiana
			Nevada	Illinois	Kentucky
			New Jersey	Iowa	Louisiana
			New Mexico	Kansas	Michigan
			Rhode Island	Maine	Mississippi
			Utah	Maryland	Missouri
			Vermont	Minnesota	Oklahoma
				Nebraska	South Carolina
				New Hampshire	Tennessee
				New York	Texas
				North Carolina	West Virginia
				North Dakota	
				Ohio	
				Oregon	
				Pennsylvania	
				South Dakota	
				Virginia	
				Washington	
				Wisconsin	
				Wyoming	

Age-adjusted Percentage of U.S. Adults Who Were Obese or Who Had Diagnosed Diabetes

2006



CDC's Division of Diabetes Translation. National Diabetes Surveillance System available at <http://www.cdc.gov/diabetes/statistics>



Age-adjusted Percentage of U.S. Adults Who Had Diagnosed Diabetes, 2006

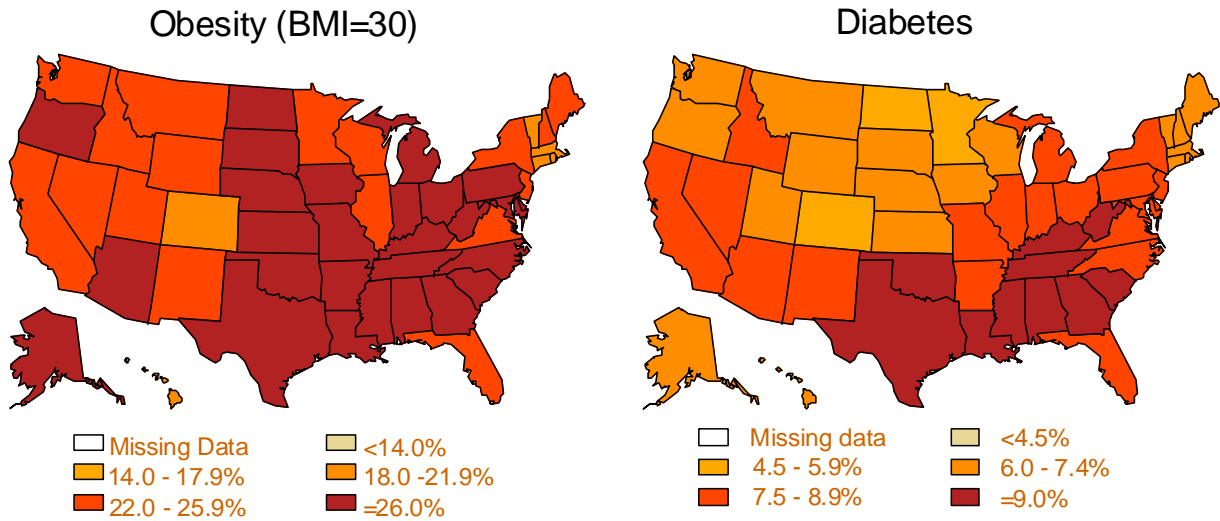
Missing Data	<4.5%	4.5 – 5.9%	6.0 - 7.4%	7.5 – 8.9%	9.0%+
		Colorado	Alaska	Arizona	Alabama
		Minnesota	Connecticut	Arkansas	Georgia
		Montana	Idaho	California	Kentucky
		Vermont	Iowa	Delaware	Louisiana
			Kansas	District of Columbia	Mississippi
			Maine	Florida	North Carolina
			Massachusetts	Hawaii	Oklahoma
			Missouri	Illinois	South Carolina
			Nebraska	Indiana	Tennessee
			New Hampshire	Maryland	West Virginia
			New Jersey	Michigan	
			New Mexico	Nevada	
			New York	Pennsylvania	
			North Dakota	Texas	
			Ohio		
			Oregon		
			Rhode Island		
			South Dakota		
			Utah		
			Virginia		
			Washington		
			Wisconsin		
			Wyoming		

Age-adjusted Percentage of U.S. Adults Who Were Obese, 2006

Missing Data	<14.0%	14.0 – 17.9%	18.0 – 21.9%	22.0 – 25.9%	26.0%+
			Colorado	Alaska	Alabama
			Connecticut	Arizona	Arkansas
			Hawaii	California	Georgia
			Massachusetts	Delaware	Indiana
			Montana	District of Columbia	Kentucky
			Rhode Island	Florida	Louisiana
			Vermont	Idaho	Michigan
				Illinois	Mississippi
				Iowa	Missouri
				Kansas	Nebraska
				Maine	North Carolina
				Maryland	Ohio
				Minnesota	Oklahoma
				Nevada	South Carolina
				New Hampshire	Tennessee
				New Jersey	West Virginia
				New Mexico	Wisconsin
				New York	
				North Dakota	
				Oregon	
				Pennsylvania	
				South Dakota	
				Texas	
				Utah	
				Virginia	
				Washington	
				Wyoming	

Age-adjusted Percentage of U.S. Adults Who Were Obese or Who Had Diagnosed Diabetes

2007



CDC's Division of Diabetes Translation. National Diabetes Surveillance System available at <http://www.cdc.gov/diabetes/statistics>



Age-adjusted Percentage of U.S. Adults Who Had Diagnosed Diabetes, 2007

Missing Data	<4.5%	4.5 – 5.9%	6.0 - 7.4%	7.5 – 8.9%	9.0%+
		Colorado	Alaska	Arizona	Alabama
		Minnesota	Connecticut	Arkansas	Georgia
		North Dakota	Hawaii	California	Kentucky
			Iowa	Delaware	Louisiana
			Kansas	District of Columbia	Mississippi
			Maine	Florida	Oklahoma
			Massachusetts	Idaho	South Carolina
			Montana	Illinois	Tennessee
			Nebraska	Indiana	Texas
			New Hampshire	Maryland	West Virginia
			Oregon	Michigan	
			Rhode Island	Missouri	
			South Dakota	Nevada	
			Utah	New Jersey	
			Vermont	New Mexico	
			Washington	New York	
			Wisconsin	North Carolina	
			Wyoming	Ohio	
				Pennsylvania	
				Virginia	

Age-adjusted Percentage of U.S. Adults Who Were Obese, 2007

Missing Data	<14.0%	14.0 – 17.9%	18.0 – 21.9%	22.0 – 25.9%	26.0%+
			Colorado	California	Alabama
			Connecticut	District of Columbia	Alaska
			Hawaii	Florida	Arizona
			Massachusetts	Idaho	Arkansas
			Rhode Island	Illinois	Delaware
			Vermont	Maine	Georgia
				Minnesota	Indiana
				Montana	Iowa
				Nevada	Kansas
				New Hampshire	Kentucky
				New Jersey	Louisiana
				New Mexico	Maryland
				New York	Michigan
				Utah	Mississippi
				Virginia	Missouri
				Washington	Nebraska
				Wisconsin	North Carolina
				Wyoming	North Dakota
					Ohio
					Oklahoma
					Oregon
					Pennsylvania
					South Carolina
					South Dakota
					Tennessee
					Texas
					West Virginia