





**CLUB**  
Adventure Activity

# NATURE EXPLORE CLUB ACTIVITY SAMPLE


Here's a sample Nature Explore Club Adventure Activity for you to do with your family or with students. (Actual Adventure Activities are two pages long...so this sheet is only a partial example of the many fun things you will be able to do outdoors together.)

## MAKE A TREE "BODY SCULPTURE"

**READY TO BEGIN  
YOUR ADVENTURE?**

Grab paper and pencil , and a clipboard  and take a walk through your neighborhood...or your own backyard.

Find some trees with interesting shapes:



**NOW...**make a Tree "Body Sculpture" that mimics the tree's shape. You can do it:

alone



with a friend



with a parent or teacher



or with a relative



Create a drawing of your favorite **TREE "BODY SCULPTURE"**. Try giving your sculpture a name that describes it. (Write the name on your drawing.) Have fun!

*These research-based activities have been designed to strengthen observation skills and support positive personal connections with the natural world.*

Send a drawing of your "body sculpture" to Nature Explore Club at  
211 North 12th St., Lincoln, NE 68508  
or [explore@arborday.org](mailto:explore@arborday.org)

We may post it on our Web site for the whole world to see!

A Collaborative Project of

