



United States
Department of
Agriculture

Forest
Service


Northern
Research Station

Resource Bulletin
NRS-28



NEBRASKA TIMBER INDUSTRY— AN ASSESSMENT OF TIMBER PRODUCT OUTPUT AND USE, 2006

Ronald J. Piva and Dennis M. Adams



Manuscript received for publication August 2008

Published by:
USDA FOREST SERVICE
11 CAMPUS BLVD., SUITE 200
NEWTOWN SQUARE, PA 19073-3294

November 2008

For additional copies:
USDA Forest Service
Publications Distribution
359 Main Road
Delaware, OH 43015-8640
Fax: 740-368-0152

Visit our homepage at: <http://www.nrs.fs.fed.us/>



CONTENTS

Introduction	1
Study Methods	2
Primary Timber Industry in Nebraska	4
Industrial Roundwood	4
Saw Logs	6
Other Products	7
Timber Removals	8
Harvest Intensity	9
Harvest Residues	10
Primary Mill Residues	10
Acknowledgments	12
Literature Cited	12
Appendix	13
Definition of Terms	13
Common and Scientific Names of Tree Species Mentioned in This Report	19
Survey Form	20
Table Titles	23
Tables	25

INTRODUCTION

Nebraska's wood products manufacturing industry employs more than 2,200 workers with an output of approximately \$286 million (U.S. Census Bureau 2002). In this bulletin we discuss recent Nebraska forest industry trends and report the results of a detailed study of the forest industry, industrial roundwood production, and associated primary mill wood and bark residue in Nebraska in 2006. Such detailed information is necessary for intelligent planning and decision making in wood procurement, forest resources management, and forest industry development. Likewise, researchers need current forest industry and industrial roundwood information for planning projects.

The last published report from a detailed study of all industrial roundwood output in Nebraska was in 2000. Most comparisons in this report are with the 2000 results. When new surveys are completed, errors and omissions from previous surveys are corrected. As a result of our ongoing efforts to improve the survey's efficiency and reliability, changes may have been made to the previous survey's data. All comparisons and analysis in this report are based on the reprocessed data from earlier surveys, which may not match earlier published data. Rows and columns of supporting tables may not sum due to rounding, but data in each table cell are accurately displayed.

Information about the forest land resource of Nebraska is available at the Forest Inventory and Analysis Web site at: <http://nrs.fs.fed.us/fia/data-tools/state-reports/NE>.

About the Authors:

Ronald J. Piva, Forester, received a B.S. in forest management from the University of Missouri-Columbia. He joined the Forest Service in 1987 and since then has been working with the Northern Research Station's Forest Inventory and Analysis Program.

Dennis M. Adams, Rural Forestry Program Leader, Nebraska Forest Service (NFS), received a B.S. in forest management from Iowa State University in 1968 and an M.S. in horticulture and forestry from the University of Nebraska-Lincoln (UNL) in 1977. He has served as a forester with the NFS, UNL since 1973.



STUDY METHODS

This study was a cooperative effort between the Nebraska Forest Service (NFS) and the Northern Research Station (NRS) of the U.S. Forest Service. Using questionnaires supplied by NRS and designed to determine the size and composition of the State's primary wood-using industry, its use of roundwood, and its generation and disposition of wood residues, NFS surveyed all known primary wood-using mills. Completed questionnaires were sent to NRS to process and analyze.

As part of data processing, all industrial roundwood volumes reported on the questionnaires were converted to standard units of measure using regional conversion factors. See Table 1 for conversion factors from Doyle scale and Scribner Decimal C scale to International 1/4-inch rule. Timber removals by source of material and harvest residues generated during logging were estimated from standard product volumes using factors developed from logging utilization studies previously conducted by NRS. Data on Nebraska's industrial roundwood receipts were loaded into a regional timber removals database where they were supplemented with data on out-of state uses of Nebraska roundwood to provide a complete assessment of Nebraska's timber product output.

Certain terms used in this report—retained, export, import, production, and receipts—have specialized meanings and relationships unique to the Forest Inventory and Analysis Units across the country that deal with timber product output (TPO) (Fig. 1).

Table 1.—Conversion factors from reported unit of measure to International 1/4-inch rule

Product	Reported Scale	
	Doyle scale	Scribner Decimal C scale
Saw logs	1.38	1.08
Veneer logs	1.14	1.04

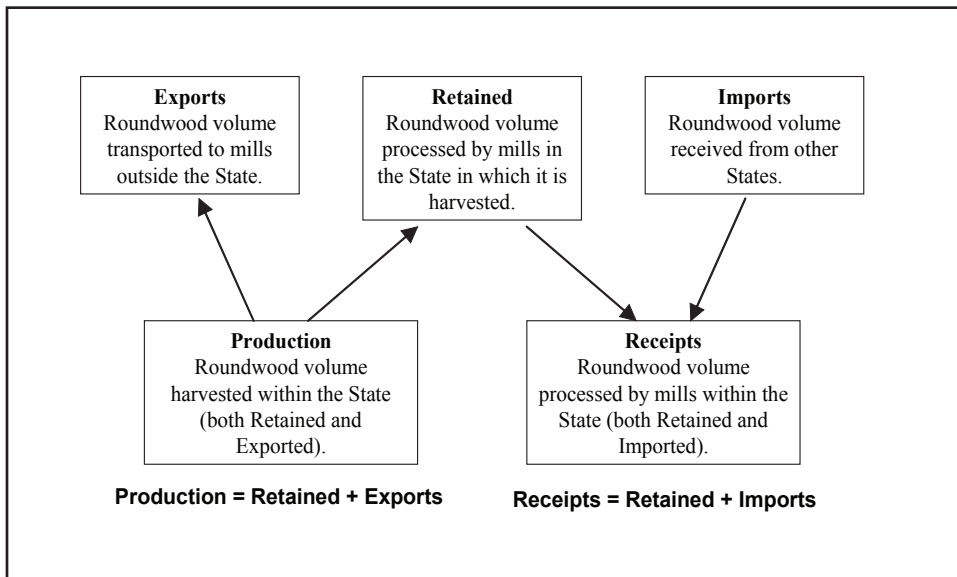


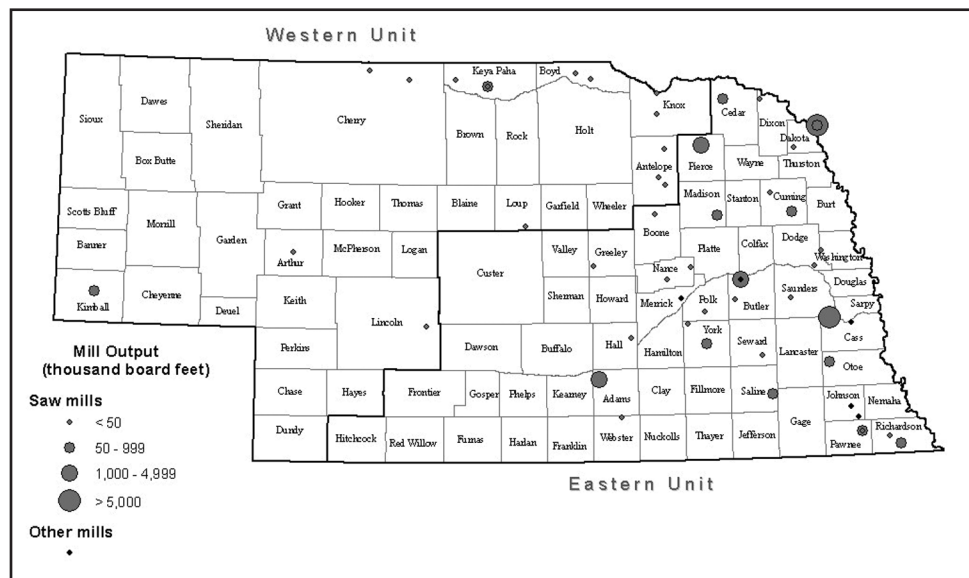
Figure 1.—Diagram of the movement of industrial roundwood.

PRIMARY TIMBER INDUSTRY IN NEBRASKA

INDUSTRIAL ROUNDWOOD

- In 2006, Nebraska’s primary wood-using industry included 49 sawmills and 5 mills producing other products (Table 2). The number of small sawmills in 2006 that processed less than 50,000 board feet (mbf) more than doubled from the 2000 survey.
- The Eastern Forest Inventory Unit had 37 of the 54 industrial roundwood processors in the State in 2006, but 98 percent of the total mill receipts (Fig. 2).
- In 2006, the primary wood-using mills in Nebraska processed 5.1 million cubic feet of industrial roundwood, an increase of 8 percent from 2000.
- More than 90 percent of the industrial roundwood processed in 2006 by the State’s primary wood-using mills was cut from Nebraska’s forest lands. Iowa was the largest supplier of out-of-state wood for Nebraska’s forest

Figure 2.—Forest Inventory Units and location of wood-using mills, Nebraska, 2006.



products mills, with 53 percent of the total imports, followed by Kansas with 39 percent. Missouri and Arkansas also supplied minor amounts of industrial roundwood for processing in Nebraska mills (Table 3).

- Eighty-five percent of the industrial roundwood processed by Nebraska’s primary wood-using mills were hardwood species. Cottonwoods accounted for nearly 80 percent of the total volume processed.
- While mill receipts of industrial roundwood increased by 8 percent in Nebraska, industrial roundwood production decreased by almost 3 percent, from 6.3 million cubic feet in 2000 to 6.1 million cubic feet in 2006 (Table 4 and Fig. 3). This decrease was mainly the result of South Dakota and Missouri mills importing less industrial roundwood from Nebraska.
- The production of saw logs accounted for more than three-fourths of the total industrial roundwood produced in 2006. Excelsior/shaving mills were the second largest consumer of Nebraska’s industrial roundwood production, consuming 14 percent of the total production (Table 5).
- In 2006, the Eastern Forest Inventory Unit produced 4.4 million cubic feet, or 72 percent of the total industrial roundwood produced in the State (Table 6). Between 2000 and 2006, production of industrial roundwood increased by 18 percent in the Eastern Forest Inventory Unit, but decreased by 33 percent in the Western Forest Inventory Unit.

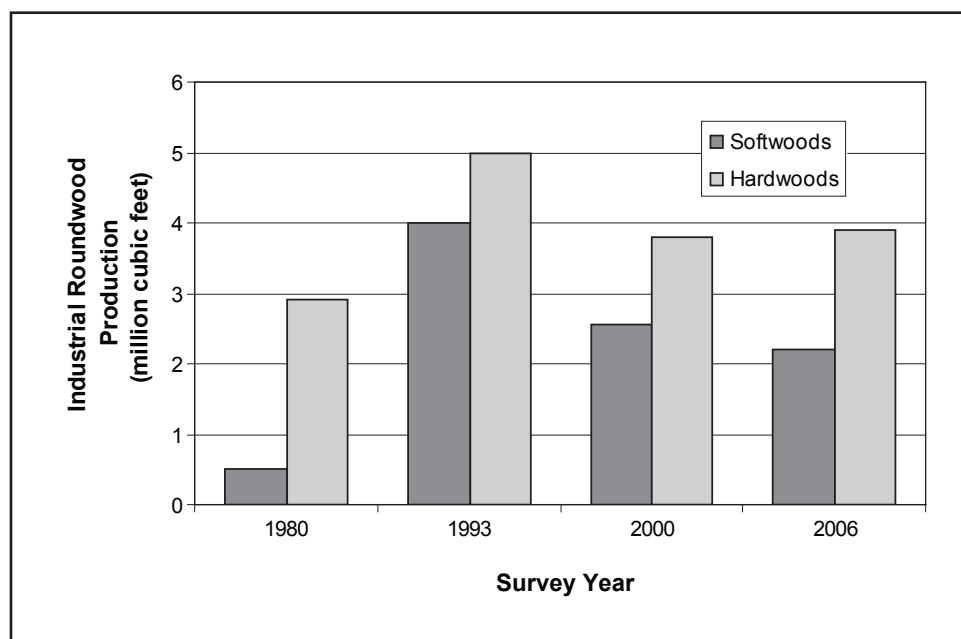


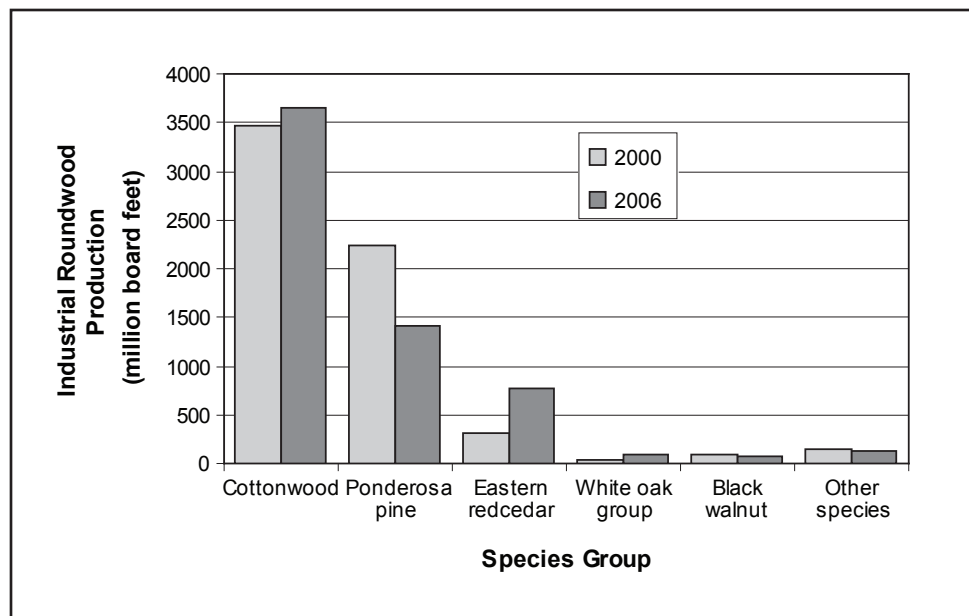
Figure 3.—Industrial roundwood production by softwoods and hardwoods, and survey year, Nebraska (Blyth et al. 1984, Hackett and Adams 1996, Reading and Adams 2002).

- Three-quarters of the industrial roundwood harvested in Nebraska was processed by primary wood processors in the State (Table 7). South Dakota and Wyoming were the largest markets for industrial roundwood exported to other states, receiving 73 percent and 21 percent of the total exports, respectively. Other states that processed industrial roundwood harvested in Nebraska were Iowa, Kentucky, and Missouri.
- Fifty-nine percent of the harvested industrial roundwood volume in 2006 was cottonwood. Ponderosa pine (23 percent) and eastern redcedar (13 percent) were the other major species harvested (Fig. 4).

SAW LOGS

- Nebraska’s sawmills processed 22.9 million board feet of saw logs in 2006, a decrease of 20 percent from 2000. The Eastern Forest Inventory Unit received 97 percent of the total saw log receipts.
- Saw log production decreased by 21 percent between 2000 and 2006, from 37.1 million board feet to 29.5 million board feet (Table 8).
- Cottonwood and ponderosa pine accounted for 93 percent of the harvest from Nebraska’s forests in 2006. Other minor, but important, species groups harvested were black walnut, white oaks, eastern redcedar, and soft maples (Fig. 5).

Figure 4.—Industrial roundwood production by species group, Nebraska, 2000 and 2006.



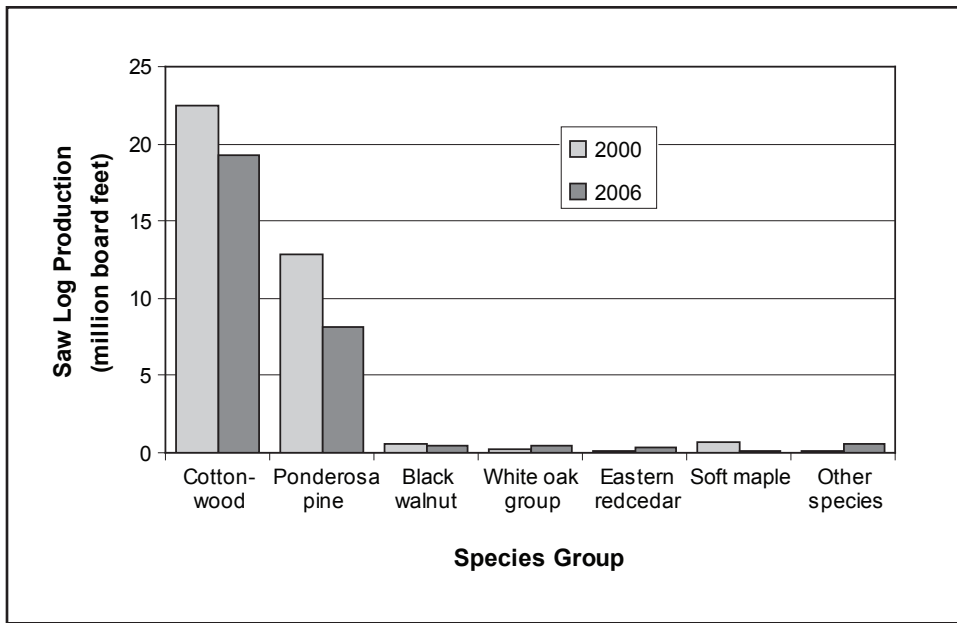


Figure 5.—Saw log production by species group, Nebraska, 2000 and 2006.

OTHER PRODUCTS

- Excelsior/shavings, at 875,000 cubic feet, was the second most harvested product in Nebraska in 2006 (Fig. 6). Eastern redcedar (80 percent of total) and cottonwood (20 percent of total) were the only species harvested for excelsior/shavings. More than 90 percent of the total eastern redcedar harvested for industrial roundwood in Nebraska was used for this product in 2006.

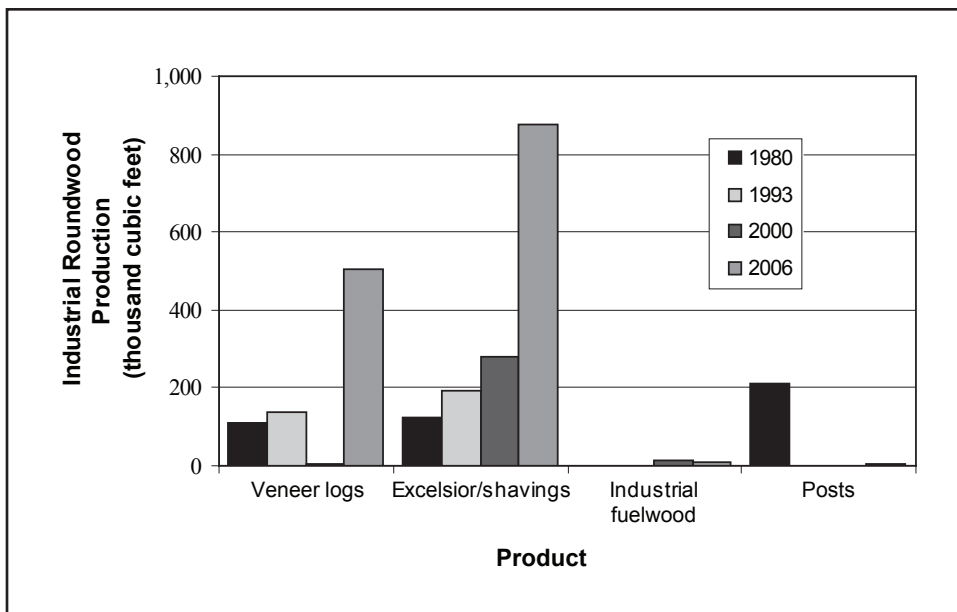


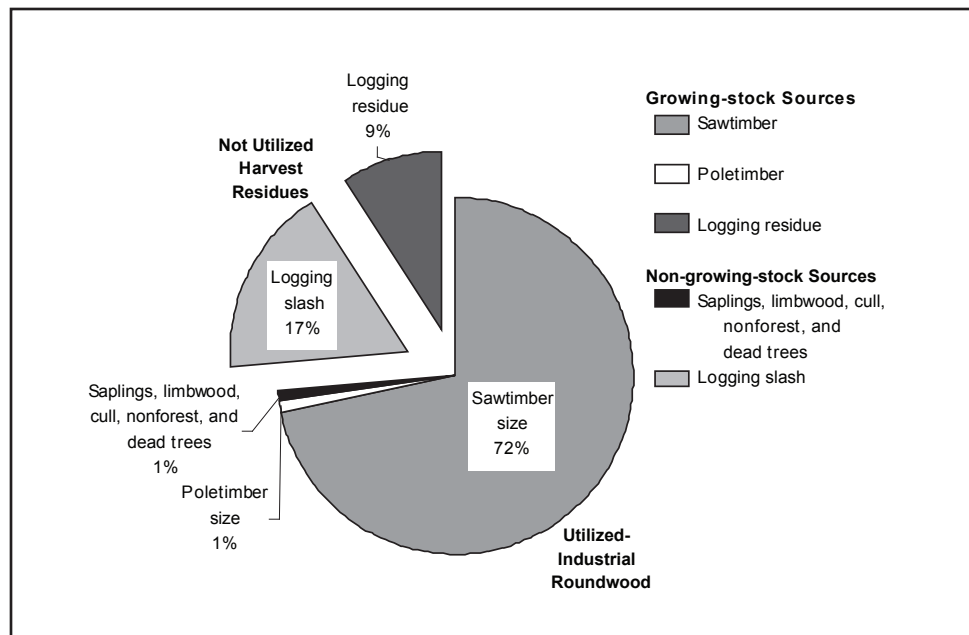
Figure 6.—Industrial roundwood production of other products by product and survey year, Nebraska (Blyth et al. 1984, Hackett and Adams 1996, Reading and Adams 2002).

- Veneer, at 505,000 cubic feet (2.2 million board feet), was the third most harvested product in 2006. Cottonwood was the only species harvested for veneer production.
- Other industrial roundwood products harvested from Nebraska in 2006 were industrial fuelwood and posts. Combined, these two products made up less than 1 percent of the total volume of industrial roundwood produced.
- Residential fuelwood is a major nonindustrial product in Nebraska and is not included in this report. The results of a residential fuelwood study conducted in 1994 are available (May 1996).

TIMBER REMOVALS

- During the harvest of industrial roundwood from Nebraska’s forests in 2006, 74 percent of the 8.3 million cubic feet of wood material cut was used for primary wood products. The remainder was left on the ground as harvest residues (Fig. 7). Growing-stock sources, at 6.8 million cubic feet, were the largest component of removals for industrial roundwood production. Eighty-nine percent of the growing stock removed was used for products and 11 percent was left as harvest residue. Another 1.5 million cubic feet of non-growing-stock wood material was removed in the production of industrial roundwood, but only 4 percent of this material was used for products (Table 9).

Figure 7.—Distribution of timber removals for industrial roundwood by source of material, Nebraska, 2006.



- Cull trees accounted for 72 percent and nonforest trees accounted for 19 percent of the non-growing-stock sources of roundwood used for the production of primary wood products. The rest of the non-growing-stock material used for industrial roundwood production came from nonforest trees, dead trees, saplings, and limbwood.
- In 2006, 6.8 million cubic feet were removed from the growing-stock inventory on timberland and 37.6 million board feet were removed from the sawtimber inventory on timberland (Tables 10 and 11).

HARVEST INTENSITY

- The harvest intensity (volume of industrial roundwood harvested per acre of forest land) was light in Nebraska. Only three counties had more than 25 cubic feet of industrial roundwood production per acre of forest land (Fig. 8). For reference, a cord of roundwood contains about 80 cubic feet of wood.
- In 2006, there were 1.3 million acres of forest land in Nebraska (Meneguzzo 2007). The net volume in live trees on forest land was 1.9 billion cubic feet. The average volume of live trees per acre in Nebraska in 2006 was 1,415 cubic feet per acre. The 8.3 million cubic feet of total wood material removed due to harvesting (Table 9) is less than one-half of one percent of the total live volume of trees on forest land.

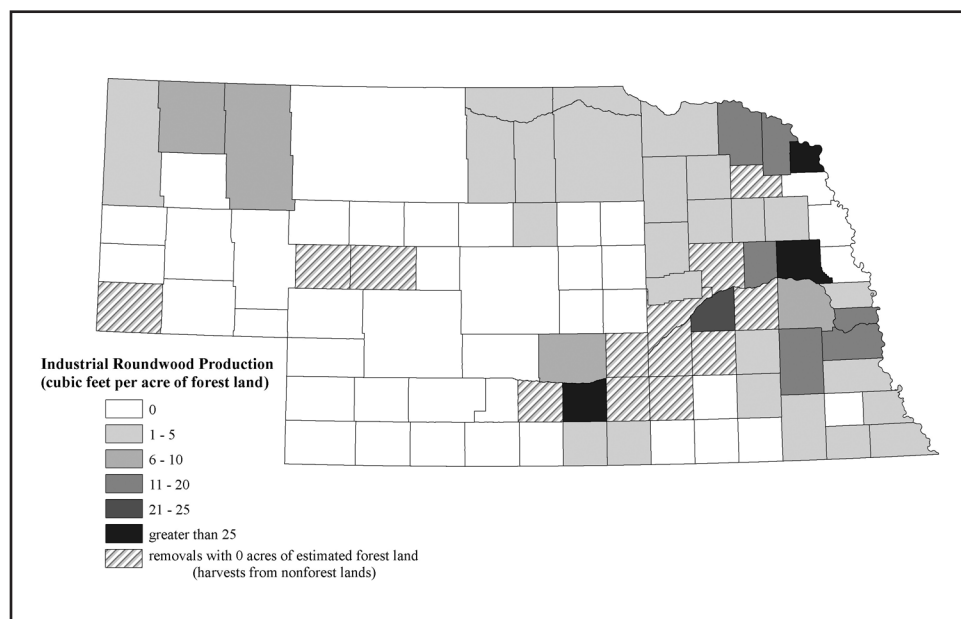


Figure 8.—Harvest intensity for industrial roundwood production, Nebraska, 2006.

- In 2006, Nebraska had the second highest level of harvest of the four Plains States (Kansas, Nebraska, North Dakota, and South Dakota), with 19 percent of the total harvest volume. South Dakota had the largest volume of removals with 69 percent of the total harvest volume. Kansas contributed another 11 percent of the total harvest volume followed by North Dakota, with the smallest forest products industry in the Plains States, which harvested only 1 percent of the total volume.

HARVEST RESIDUES

- In 2006, harvesting of industrial roundwood products left 2.2 million cubic feet of harvest residues on the ground in Nebraska (Table 12).
- Cottonwood accounted for 73 percent of the volume of harvest residues generated in Nebraska in 2006. Softwood species made up another 22 percent of the volume of harvest residues.
- Almost two-thirds of the wood material left on the ground after the harvest of Nebraska's industrial roundwood came from non-growing-stock sources such as limbwood, dead trees, cull trees, nonforest trees, and saplings.

PRIMARY MILL RESIDUES

- In converting industrial roundwood into products, such as lumber, wood pulp, and veneer, Nebraska's primary wood-using industries generated 72,000 green tons of wood residues (coarse and fine residues) and bark residues (Table 13).
- Forty-eight percent of the 2006 mill residues were in the form of coarse wood residues, such as slabs and edgings. Fine residues made up another 32 percent of the mill residues produced, and bark residue accounted for the remaining 20 percent (Fig. 9).
- Miscellaneous uses, such as livestock bedding, mulch, and small dimension lumber, consumed 75 percent of the total residues produced by Nebraska's primary wood-using mills in 2006. Another 14 percent of the mill residues generated were used for industrial or domestic fuel. Eleven percent of the mill residues went unused (Fig. 10).

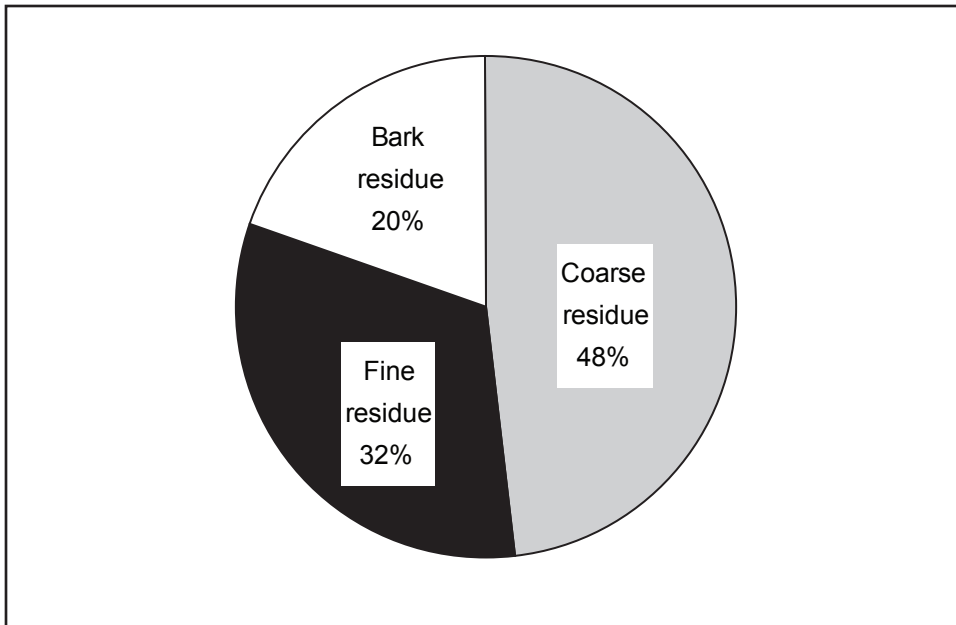


Figure 9.—Distribution of residues generated by primary wood-using mills by type of residue, Nebraska, 2006.

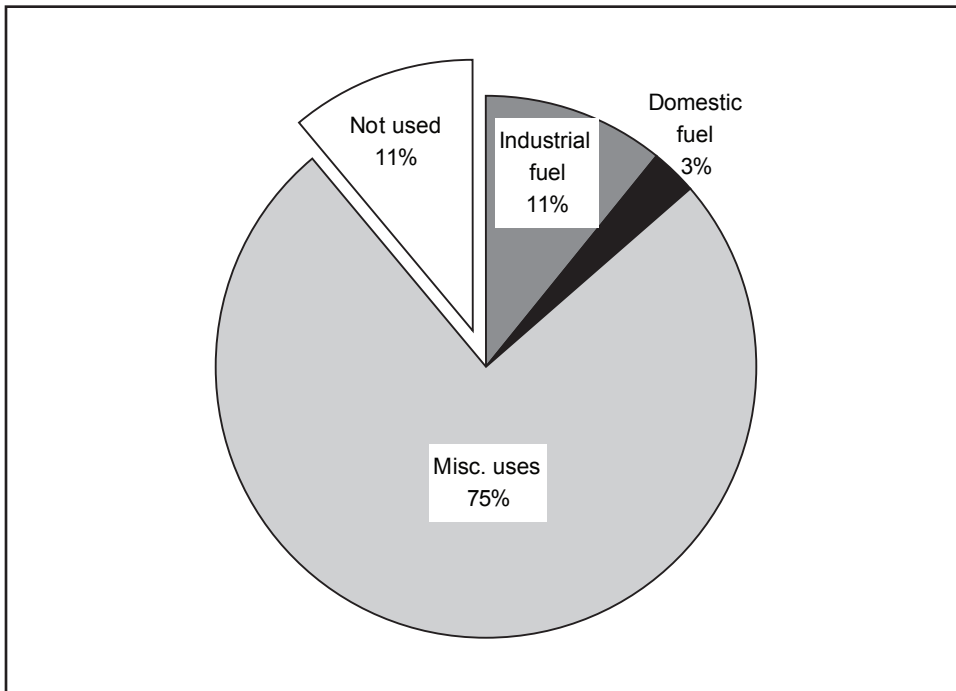


Figure 10.—Distribution of residues generated by primary wood-using mills by method of disposal, Nebraska, 2006.

- Sixty-five percent of the coarse residues, 84 percent of the fine residues, and 85 percent of the bark residues were used in the production of miscellaneous products in 2006.
- The proportion of unused mill residues, at 11 percent, is higher than that in other states in the region. As fuel prices increase, the proportion of unused mill residues should decrease as more of the residue is used for industrial and domestic fuels.

ACKNOWLEDGMENTS

Special thanks are given to the primary wood-using firms for supplying information for this study and to the Nebraska Forest Service for canvassing the respondents. Their cooperation is greatly appreciated.

Figures 2 and 8 were created by Dale Gormanson, Forester with Forest Inventory and Analysis in St. Paul, MN.

LITERATURE CITED

Blyth, James E.; Wardle, Tom D.; Smith, W. Brad. 1984. **Primary forest products industry and timber use, Nebraska, 1980**. Resour. Bull. NC-80. St. Paul, MN: U.S. Department of Agriculture, Forest Service, North Central Forest Experiment Station. 11 p.

Hackett, Ronald L; Adams, Dennis M. 1996. **Nebraska timber industry – An assessment of timber product output and use, 1993**. Resour. Bull. NC-177. St. Paul, MN: U.S. Department of Agriculture, Forest Service, North Central Forest Experiment Station. 35 p.

May, Dennis M. 1996. **Residential fuelwood consumption and production in Nebraska, 1994**. Resour. Bull. NC-168. St. Paul, MN: U.S. Department of Agriculture, Forest Service, North Central Forest Experiment Station. 25 p.

Meneguzzo, Dacia M. 2007. **Nebraska's forest resources, 2006**. Res. Note. NRS-11. Newtown Square, PA: U.S. Department of Agriculture, Forest Service, Northern Research Station. 4 p. [Available only online at: <http://nrs.fs.fed.us/pubs/2871>].

Reading, William H., IV; Adams, Dennis M. 2002. **Nebraska timber industry – An assessment of timber product output and use, 2000**. Resour. Bull. NC-208. St. Paul, MN: U.S. Department of Agriculture, Forest Service, North Central Research Station. 32 p.

U.S. Census Bureau. (2002). **2002 Economic Census – Manufacturing – Nebraska**. Retrieved August 6, 2008, from http://www.census.gov/econ/census02/data/ne/NE000_31.HTM

APPENDIX

DEFINITION OF TERMS

Board foot. Unit of measure applied to roundwood. It relates to lumber that is 1 foot long, 1 foot wide, and 1 inch thick (or its equivalent).

Bolt. A short log no more than 8 feet long, to be sawn for lumber, peeled or sliced for veneer, shaved for excelsior, or converted into shingles, cooperage stock, dimension stock, blocks, blanks, or other products.

Central stem. The portion of a tree between a 1-foot stump and the minimum 4.0-inch top diameter outside bark, or point where the central stem breaks into limbs.

Coarse mill residue. Wood residue suitable for chipping such as slabs, edgings, and veneer cores.

Commercial species. Tree species presently or prospectively suitable for industrial wood products. (Note: Excludes species of typically small size, poor form, or inferior quality such as hophornbeam, osage-orange, and redbud.)

Cull removals. Net volume of rough and rotten trees plus the net volume in sections of the central stem of growing-stock trees that do not meet regional merchantability standards but are harvested for industrial roundwood products.

Dead removals. Net volume of dead trees harvested for industrial roundwood products.

Diameter at breast height (d.b.h.). The outside bark diameter at 4.5 feet above the forest floor on the uphill side of the tree. For determining breast height, the forest floor includes the duff layer that may be present, but does not include unincorporated woody debris that may rise above the ground line.

Doyle rule. A simple log rule or formula for estimating the board-foot volume of logs based on a 4-inch slabbing allowance to square the log. This rule is used in the Eastern and Southern United States.

Exports. The volume of roundwood utilized by mills outside the state where the timber was harvested.

Fine mill residue. Wood residue not suitable for chipping, such as sawdust and veneer clippings.

Forest land. Land at least 10-percent stocked with trees of any size, or formerly having had such tree cover, and not currently developed for nonforest use. (Note: Stocking is measured by comparing specified standards with basal area and/or number of trees, age or size, and spacing.) The minimum area for classification of forest land is 1 acre. Roadside, streamside, and shelterbelt strips of timber must have a crown width of at least 120 feet to qualify as forest land. Unimproved roads and trails, streams or other bodies of water, or clearings in forest areas shall be classified as forest if less than 120 feet wide.

Growing-stock removals. The growing-stock volume removed from timberland by harvesting industrial roundwood products. (Note: Includes sawtimber removals, poletimber removals, and logging residues.)

Growing-stock tree. A live timberland tree of commercial species that meets specified standards of size, quality, and merchantability. (Note: Excludes rough, rotten, and dead trees.)

Growing-stock volume. Net volume of growing-stock trees 5.0-inches d.b.h. and larger, from 1 foot above the ground to a minimum 4.0-inch top diameter outside bark of the central stem or to the point where the central stem breaks into limbs.

Hardwoods. Dicotyledonous trees, usually broad-leaved and deciduous.

Harvest residues. The total net volume of unused portions of trees cut or killed by logging. (Note: Includes both logging residues and logging slash.)

Imports. The volume of roundwood delivered to a mill or group of mills in a specific state but harvested outside that state.

Industrial fuelwood. A roundwood product, with or without bark, used to generate energy at manufacturing facilities and schools, correctional institutions, or electric generating plants.

Industrial roundwood exports. The quantity of industrial roundwood harvested in a geographical area and transported to other geographical areas.

Industrial roundwood imports. The quantity of industrial roundwood received from other geographical areas.

Industrial roundwood production. The quantity of industrial roundwood harvested in a geographic area plus all industrial roundwood exported to other geographical areas.

Industrial roundwood products. Saw logs, pulpwood, veneer logs, poles, commercial posts, pilings, cooperage logs, particleboard bolts, shaving bolts, lath bolts, charcoal bolts, and chips from roundwood used for pulp or board products.

Industrial roundwood receipts. The quantity of industrial roundwood received by commercial mills in a geographic area plus all industrial roundwood imported from other geographical areas.

Industrial roundwood retained. The quantity of industrial roundwood harvested from and processed by commercial mills within the same geographical area.

International 1/4-inch rule. A log rule or formula for estimating the board-foot volume of logs, allowing 1/2-inch of taper for each 4-foot length, and assuming a 1/4-inch of kerf. This rule is used as the U.S. Forest Service standard log rule in the Eastern United States.

Limbwood removals. Net volume of all portions of a tree other than the central stem (including forks, large limbs, tops, and stumps) harvested for industrial roundwood products.

Logging residue. The net volume of unused portions of the merchantable central stem of growing-stock trees cut or killed by logging.

Logging slash. The net volume of unused portions of the unmerchantable (non-growing stock) sections of trees cut or killed by logging.

Merchantable sections. Refers to sections of the central stem of growing-stock trees that meet either pulpwood or saw log specifications.

Net volume. Gross volume less deductions for rot, sweep, or other defects affecting use for roundwood products.

Noncommercial species. Trees species of typically small size, poor form, or inferior quality that normally do not develop into trees suitable for industrial roundwood products. Noncommercial species are listed in the volume tables as rough trees.

Nonforest land. Land that has never supported forests, and land formerly forested where use for timber management is precluded by development for other uses. (Note: Includes areas used for crops, active Christmas tree plantations, orchards, nurseries, improved pasture, residential areas, city parks, improved roads of any width and adjoining clearings, powerline clearings of any width, and 1- to 39.9-acre areas of water classified by the Bureau of the Census as land.) If intermingled in forest areas, unimproved roads and nonforest strips must be more than 120 feet wide and more than 1 acre to qualify as nonforest land.

Nonforest land removals. Net volume of trees on nonforest lands harvested for industrial roundwood products.

Poletimber. A growing-stock tree at least 5.0 inches d.b.h. but smaller than sawtimber size (9.0 inches d.b.h. for softwoods, 11.0 inches d.b.h. for hardwoods).

Poletimber removals. Net volume in the merchantable central stem of poletimber trees harvested for industrial roundwood products.

Primary wood-using mills. Mills receiving roundwood or chips from roundwood for processing into products such as lumber, veneer, and pulp.

Primary wood-using mill residue. Wood materials (coarse and fine) and bark generated at manufacturing plants that process industrial roundwood into principal products. These residues include wood products obtained incidental to production of principal products and wood materials not utilized for some product.

Production. The quantity of roundwood material harvested in a geographic area plus all roundwood material exported to other geographical areas.

Receipts. The quantity of roundwood material received by commercial mills in a geographic area plus all roundwood material imported from other geographical areas.

Retained. Roundwood volume harvested from and processed by mills within the same state.

Rotten tree. A tree that does not meet regional merchantability standards because of excessive unsound cull.

Rough tree. A tree that does not meet regional merchantability standards because of excessive sound cull (includes forks, sweep and crook, and large branches or knots), including noncommercial tree species.

Roundwood. Logs, bolts, or other round sections cut from trees (including chips from roundwood).

Sapling. A live tree between 1.0 and 5.0 inches d.b.h.

Sapling removals. Net volume in saplings harvested for industrial roundwood products.

Saw log portion. That portion of the central stem of sawtimber trees between the stump and the saw log top.

Saw log top. The point on the central stem of sawtimber trees above which a saw log cannot be produced. The minimum saw log top is 7.0 inches diameter outside bark for softwoods and 9.0 inches diameter outside bark for hardwoods.

Sawtimber removals. As used in Table 9, sawtimber removals refers to the net volume in the merchantable central stem of sawtimber-size trees harvested for industrial roundwood products. (Note: includes the saw log and upper stem portions of sawtimber-size trees.) When referring to the sawtimber volume removed from timberland as in Table 11, sawtimber removals refers to the net volume in the saw log portion of sawtimber-size trees harvested for roundwood products or left on the ground as harvest residue, and is usually expressed in thousands of board feet (International 1/4-inch rule).

Sawtimber tree. A growing-stock tree containing at least a 12-foot saw log or two noncontiguous saw logs 8 feet or longer, and meeting regional specifications for freedom from defect. Softwoods must be at least 9.0 inches d.b.h. and hardwoods must be at least 11.0 inches d.b.h.

Sawtimber volume. Net volume in the saw log portion of sawtimber trees.

Softwoods. Coniferous trees, usually evergreen, having needles or scale-like leaves.

Timber product output. The volume of roundwood products produced from an area's forests.

Timberland. Forest land that is producing, or is capable of producing, in excess of 20 cubic feet per acre per year of industrial roundwood products under natural conditions, is not withdrawn from timber utilization by statute or administrative regulation, and is not associated with urban or rural development.

Tree. A woody perennial plant, typically large, with a single well-defined stem carrying a more or less definite crown; sometimes defined as attaining a minimum diameter of 3 inches (7.6 cm) and a minimum height of 15 feet (4.6 m) at maturity. For FIA, any plant on the tree list in the current field manual is measured as a tree.

Upper stem portion. That portion of the central stem of sawtimber trees between the saw log top and the minimum top diameter of 4.0 inches outside bark, or to the point where the central stem breaks into limbs.

COMMON AND SCIENTIFIC NAMES OF TREE SPECIES MENTIONED IN THIS REPORT

Softwoods

Eastern redcedar	<i>Juniperus virginiana</i>
Ponderosa pine	<i>Pinus ponderosa</i>
Spruce	
White spruce	<i>Picea glauca</i>

Hardwoods

Hard maple	
Black maple	<i>Acer nigrum</i>
Sugar maple	<i>Acer saccharum</i>
Soft maple	
Boxelder	<i>Acer negundo</i>
Red maple	<i>Acer rubrum</i>
Silver maple	<i>Acer saccharinum</i>
Hickory	
Bitternut hickory	<i>Carya cordiformis</i>
Pignut hickory	<i>Carya glabra</i>
Shagbark hickory	<i>Carya ovata</i>
Mockernut hickory	<i>Carya tomentosa</i>
Hackberry	<i>Celtis occidentalis</i>
Ash	
White ash	<i>Fraxinus americana</i>
Black ash	<i>Fraxinus nigra</i>
Green ash	<i>Fraxinus pennsylvanica</i>
Honeylocust	<i>Gleditsia triacanthos</i>
Black walnut	<i>Juglans nigra</i>
Osage-orange	<i>Maclura pomifera</i>
Sycamore	<i>Platanus occidentalis</i>
Eastern cottonwood	<i>Populus deltoides</i>
Red oak group	
Northern red oak	<i>Quercus rubra</i>
Black oak	<i>Quercus velutina</i>
White oak group	
White oak	<i>Quercus alba</i>
Overcup oak	<i>Quercus lyrata</i>
Bur oak	<i>Quercus macrocarpa</i>
Chinkapin oak	<i>Quercus muehlenbergii</i>
American basswood	<i>Tilia americana</i>
Elm	
American elm	<i>Ulmus americana</i>
Siberian elm	<i>Ulmus pumila</i>
Slippery elm	<i>Ulmus rubra</i>

SURVEY FORM

FOREST SERVICE, U.S. DEPARTMENT OF AGRICULTURE
 North Central Research Station
 1992 Folwell Avenue
 St. Paul, Minnesota 55108

Form Approved
 OMB No. 0596-0010
 Expires: Dec. 31, 2009

ROUNDWOOD RECEIVED FOR PROCESSING

State: **NEBRASKA**
 Calendar Year: **2006**

Company Name:

Mailing Address:

City/State/Zipcode:
(City) (ST) (Zip)

Person to contact regarding this report, their title, and telephone number. _____

County mill is located in: _____ Name of city or town mills is located nearest to: _____

Annual mill capacity (volume per year when operating at full capacity): _____ Number of Employees: _____

Actual mill capacity (volume actually processed during calendar year): _____ Year mill established: _____

ROUNDWOOD is defined as any log, bolt, or other round section (including chips from roundwood) cut from trees for industrial or consumer use. This includes saw logs, veneer logs, cooperage logs and bolts, pilings, poles, posts, hewn ties, mine timbers, and various other round, split, or hewn products

Please complete this form and return it promptly. If complete records are not available, please give you best estimates.
DO NOT INCLUDE LOGS OR BOLTS SOLD OR TRANSFERRED TO ANOTHER PRIMARY PROCESSING PLANT.
 ALL REPLIES WILL BE HELD CONFIDENTIAL AND WILL BE USED ONLY FOR STATISTICAL REPORTS

This survey is authorized by PL 93-378 as amended by PL 94-588. Your cooperation is appreciated and needed to make the results of this survey comprehensive, accurate, and timely, although you are not required to respond.

For Official Use Only.				
Mill #: <u> 1 </u>	State: <u> 31 </u>	County: <u> </u>	Product: <u> </u>	Total volume: <u> </u>
XXXX	XX	XXX	XX	XXXXXXXX

Mill Type

- Check only one
- XX**
- 11-Band sawmill
 - 12-Circular sawmill
 - 13-Chip-n-saw
 - 14-Gang sawmill
 - 15-Scragg sawmill
 - 16-Portable bandsaw
 - 21-Commercial veneer mill
 - 22-Container/packaging veneer mill
 - 23-Face veneer mill
 - 24-Export logs
 - 50-Handle mill
 - 61-Tight cooperage
 - 62-Slack cooperage
 - 71-Untreated post, pole, or piling mill
 - 72-Treated post, pole, or piling mill
 - 81-Cabin log mill
 - 82-Charcoal kiln
 - 83-Excelsior/shavings mill
 - 84-Mine timbers
 - 85-Shingles mill
 - 99-Other: _____
(Specify)

Type of Roundwood Processed

- (Check only one kind of product. If more than one kind was processed, fill out a separate form for each)
- XX**
- 01-Saw logs and bolts
 - 02-Veneer logs and bolts
 - 04-Cabin logs
 - 05-Charcoal wood
 - 06-Cooperage logs and bolts
 - 07-Excelsior/shaving bolts
 - 08-Handle bolts
 - 09-Industrial fuelwood
 - 10-Mine timbers
 - 11-Other (Specify): _____
 - 12-Pilings
 - 13-Poles
 - 14-Posts

Operating time:

- X**
- 1-Full time
 - 2-Part time

Mill status:

- X**
- 1-New
 - 2-Existing
 - 3-Closed
 - 4-Reopened
 - 5-Inactive
 - 6-Sold

- Check here if "NO" wood was processed during calendar year and return form.
- Check here if you wish to receive a copy of the report resulting from this study.

Primary Product Produced

- (Check only one Major product produced from the roundwood received at the mill)
- XX**
- 11-Lumber
 - 12-Ties
 - 13-Pallet lumber
 - 14-Lath
 - 21-Veneer-sheathing
 - 22-Veneer-matches
 - 23-Veneer-plywood
 - 24-Veneer-sticks
 - 25-Veneer-boxes
 - 51-Handles/blanks
 - 61-Barrels/stocks
 - 62-Container/stocks
 - 71-Posts - fencing
 - 72-Posts - Other: _____
 - 73-Poles - utility
 - 74-Poles - Other: _____
 - 75-Pilings
 - 81-Cabin logs
 - 82-Charcoal briquettes/lumps
 - 83-Excelsior/bedding
 - 84-Packing material
 - 85-Shingles/shakes
 - 86-Mine supports
 - 94-Industrial fuelwood
 - 99-Other: (Specify) _____

SECTION I. ORIGINS AND SPECIES OF ROUNDWOOD PROCESSED

Mill #: 2 State: XX County: XXX Product: XX
 For Official Use Only. Product: XX

Note: Check the box next to the unit of measure at the bottom of this page for the volumes reported.

ROUNDWOOD is defined as any log, bolt, or other round section (including chips from roundwood) cut from trees for industrial or consumer use. This includes saw logs, veneer logs, cooperage logs and bolts, pilings, poles, posts, heavn ties, mine timbers, and various other round, split, or heavn products

State or foreign county (Example) SD	Origin of Roundwood		Volume of species harvested from each location.													Volume of species harvested from each location. (Please list)					
	Code	Code	Eastern red cedar 068	Rocky Mnt juniper 66	Spurce 90	Ponderosa pine 122	Ash 540	Aspen 747	Basswood 950	Cottonwood 740	Bur oak 823	Other white oak 815	Elm 970	Hackberry 462	Paper birch 375	Hard maple 320	Soft maple 310	Black cherry 762	Black willow 922	Other Sp.	
	XX	Country	XXXXXX	XXXXXX	XXXXXX	XXXXXX	XXXXXX	XXXXXX	XXXXXX	XXXXXX	XXXXXX	XXXXXX	XXXXXX	XXXXXX	XXXXXX	XXXXXX	XXXXXX	XXXXXX	XXXXXX	XXXXXX	XXXXXX
		County	XXXXXX	XXXXXX	XXXXXX	XXXXXX	XXXXXX	XXXXXX	XXXXXX	XXXXXX	XXXXXX	XXXXXX	XXXXXX	XXXXXX	XXXXXX	XXXXXX	XXXXXX	XXXXXX	XXXXXX	XXXXXX	XXXXXX
		Cutter									46										
											35										

Unit of Measure (Check one): BF = board feet and MBF = 1,000 board feet.

1-Dovle MBF
 10-Dovle BF
 2-Scriber MBF
 11-Scriber BF
 3-International MBF
 12-International BF
 9-Lumber tally MBF
 12-Lumber tally-bf

7-M(1,000) pieces
 13-Pieces
 4-Standard cord (4'x4'x8')
 16-Lake States cord (4'x4'x100")
 5-Green tons (____ pounds per thousand cubic feet or ____ pounds per cord)
 6-Dry tons (____ pounds per thousand cubic feet or ____ pounds per cord)

8-M(1,000) Linear feet
 14-Linear feet
 9-M(1,000) Cubic feet
 15-Cubic feet
 99-Other (specify) _____

Species List

280 Hemlock
 313 - Boxelder
 316 - Red maple
 317 - Silver maple
 318 - Sugar maple
 371 - Yellow birch
 373 - River birch
 356 - Juneberry/serviceberry
 404 - Pecan
 450 - Catalpa
 500 - Hawthorn
 521 - Persimmon

12 - Balsam fir
 71 - Tamarack
 94 - White spruce
 96 - Blue spruce
 108 - Jack pine
 109 - Lodgepole pine
 113 - Lumber pine
 129 - Red pine
 129 - Eastern white pine
 130 - Scotch pine
 132 - Virginia pine
 241 - Northern white - cedar

552 - Honeylocust
 571 - Kentucky coffee tree
 601 - Butternut
 641 - Osage - orange
 660 - Apple
 600 - Mulberry
 683 - Blackgum (tulopelo)
 701 - Ironwood
 741 - Balsam poplar
 761 - Pin cherry
 762 - Black cherry
 763 - Choke cherry

766 - Wild plum
 814 - Red oak group
 830 - Pin oak
 833 - Northern red oak
 837 - Black oak
 901 - Black locust
 920 - Willow
 931 - Sassafras
 936 - Mountain-ash
 972 - American elm
 974 - Siberian elm
 997 - Russian olive

SECTION II. DISPOSAL OF BARK AND WOOD RESIDUES GENERATED

For Official Use Only.			
Mill #: <u>3</u>	State: _____	County: _____	Product: _____
XXXX	XX	XXX	XX

Instructions: For each type of wood residue generated at you mill, enter the percentage that was disposed of by the various means.
Each column should sum to 100% for each species group recorded.

DISPOSITION OF RESIDUES	BARK		COARSE RESIDUES (Suitable for chipping such as slabs, edgings, etc.)		FINE RESIDUES (Sawdust, veneer clippings, etc. not suitable for chipping)	
	Conifer 11	Hardwood 12	Conifer 21	Hardwood 22	Conifer 31	Hardwood 32
	XXX	XXX	XXX	XXX	XXX	XXX
1. USED FOR:	X					
a. Manufacture of fiber products such as pulp or particle board.	1					
a. Manufacture of composite products such as particle board, flake board, wafer board, or oriented strand board.	2					
b. Charcoal or chemical wood.	3					
c. Industrial fuel at this plant.	4					
d. Industrial fuel at other plants.	5					
e. Domestic household fuel -- sold or given away	6					
f. Miscellaneous uses such as livestock bedding, mulch, small dimension, and specialty items	7					
2. NOT USED (including land fill and bark burned as waste)	8					
3. TOTAL	100%	100%	100%	100%	100%	100%

Do you own or operate a debarker? Yes No

Do you resell any logs that are sold OUTSIDE the U.S.? Yes No

(If you resell logs that are sold to other Countries, a separate form should be completed. Record the volume, species, and State and county of origin for the volume that was exported. DO NOT include the export volume on the form for roundwood that was processed at you mill. 'Section III. Disposal of Bark and Wood Residues Generated' does not need to be completed for logs exported outside the U.S.)

TABLE TITLES

Table 2.—Number of active primary wood-using mills by mill type and survey year, Nebraska

Table 3.—Industrial roundwood receipts by species group and state of origin, Nebraska, 2006

Table 4.—Industrial roundwood production by product, softwoods and hardwoods, and survey year, Nebraska

Table 5.—Industrial roundwood production by Forest Inventory Unit, species group, and product, Nebraska, 2006

Table 6.—Industrial roundwood production by Forest Inventory Unit, county, and species group, Nebraska, 2006

Table 7.—Industrial roundwood production by Forest Inventory Unit, species group, and state of destination, Nebraska, 2006

Table 8.—Saw log receipts and production by Forest Inventory Unit and species group, Nebraska, 2000 and 2006

Table 9.—Wood material harvested for industrial roundwood by species group and source of material, Nebraska, 2006

Table 10.—Growing-stock removals from timberland for industrial roundwood by Forest Inventory Unit, county, and species group, Nebraska, 2006

Table 11.—Sawtimber removals from timberland for industrial roundwood by Forest Inventory Unit, county, and species group, Nebraska, 2006

Table 12.—Harvest residue generated by industrial roundwood harvesting by Forest Inventory Unit, county, and species group, Nebraska, 2006

Table 13.—Disposition of residues produced at primary wood-using mills by Forest Inventory Unit, disposition, residue type, and softwoods and hardwoods, Nebraska, 2006



TABLES

**Table 2.—Number of active primary wood-using mills
by mill type and survey year, Nebraska**

Kind of mill and mill size	Survey Year			
	1980	1993	2000	2006
Sawmills ¹				
>=5,000 mbf	--	2	2	2
1,000 - 4,999 mbf	7	10	5	3
50 - 999 mbf	35	13	11	11
< 50 mbf	--	7	14	33
Total	42	32	32	49
Other products ²				
	4	3	2	5
All mills	46	35	34	54

¹ Annual lumber production in thousand board feet (mbf), International 1/4-inch rule.

² Includes plants producing veneer, shavings, cabin logs, posts, etc.

**Table 3.—Industrial roundwood receipts by species group and state of origin,
Nebraska, 2006**

(In thousand cubic feet)

Species group	Total	State of origin				
		Arkansas	Iowa	Kansas	Missouri	Nebraska
Softwoods						
Eastern redcedar	747	--	--	--	--	747
Spruce	2	--	--	--	--	2
Ponderosa pine	17	--	--	--	--	17
Total	767	--	--	--	--	767
Hardwoods						
Soft maple	28	--	6	--	6	17
Hard maple	2	--	--	--	--	2
Hickory	2	2	--	--	--	--
Hackberry	26	--	--	4	5	17
Ash	17	--	--	--	--	17
Honeylocust	0	--	--	--	--	0
Black walnut	56	--	15	--	15	26
Osage-orange	3	--	--	--	--	3
Sycamore	0	--	--	--	--	0
Cottonwood	4,049	--	222	176	4	3,648
Red oak group	10	--	--	--	--	10
White oak group	98	--	6	1	6	85
Basswood	22	--	--	--	--	22
Elm	24	--	--	--	--	24
Total	4,339	2	249	182	35	3,872
State total	5,106	2	249	182	35	4,639

0 = Less than 500 cubic feet.

Table may not sum due to rounding.

Table 4.—Industrial roundwood production by product, softwoods and hardwoods, and survey year, Nebraska

(In thousand cubic feet)

Product	Survey Year			
	1980	1993	2000	2006
SOFTWOODS				
Saw logs	313	3,876	2,266	1,491
Veneer logs	--	--	--	--
Excelsior	106	119	279	703
Fuelwood ¹	--	--	--	--
Posts	88	--	0	1
Total	507	3,995	2,545	2,195
HARDWOODS				
Saw logs	2,654	4,749	3,729	3,252
Veneer logs	112	136	6	505
Excelsior	20	75	--	172
Fuelwood ¹	--	--	14	8
Posts	121	--	--	3
Total	2,907	4,960	3,750	3,940
All products	3,414	8,995	6,295	6,135

0 = Less than 500 cubic feet.

¹ Does not include residential fuelwood.

Table may not sum due to rounding.

Hardwoods																					
Soft maple	21	131	21																		
Hard maple	2	3	1																		
Hackberry	13	79	12																		
Ash	17	90	15																		
Black walnut	73	476	73																		
Osage-orange	3	--	--																		
Sycamore	2	11	2																		
Cottonwood	3,417	17,755	2,740					505													172
Red oak group	13	63	11																		
White oak group	85	474	85																		
Basswood	24	149	24																		
Elm	5	21	3																		
Total	3,675	19,252	2,986					505													172
Unit total	4,404	19,389	3,015					2,207													873

Western Unit

Softwoods																						
Eastern redcedar	47	207	44																			
Spruce	2	13	2																			
Ponderosa pine	1,416	8,152	1,416																			
Total	1,465	8,371	1,462																			
Hardwoods																						
Soft maple	0	1	0																			
Hackberry	4	27	4																			
Ash	2	13	2																			
Honeylocust	0	1	0																			
Black walnut	4	24	4																			
Cottonwood	232	1,504	232																			
White oak group	3	18	3																			
Basswood	0	2	0																			
Elm	19	121	19																			
Total	265	1,710	265																			
Unit total	1,731	10,081	1,727																			

0 = Less than 1/2 unit of measure.

¹ Thousand board feet, International 1/4-inch rule.

² Thousand cubic feet.

³ Standard cords are 128 cubic feet consisting of 79 cubic feet of wood and 49 cubic feet of bark and air space.

Table may not sum due to rounding.

Table 6.—Industrial roundwood production by Forest Inventory Unit, county, and species group, Nebraska, 2006

(In thousand cubic feet)

Forest Inventory Unit and county	All species	Softwoods					Hardwoods		
		Eastern redcedar	Spruce	Ponderosa pine	Total softwoods	Soft maple	Hard maple	Hack-berry	Ash
Eastern Unit									
Adams	105	--	--	0	0	--	0	0	1
Boone	20	1	--	--	1	--	--	0	0
Buffalo	102	--	--	--	--	--	--	--	--
Burt	7	--	--	--	--	--	--	--	--
Butler	106	1	--	--	1	0	--	--	0
Cass	155	--	--	--	--	0	--	0	1
Cedar	145	4	--	--	4	--	--	--	6
Clay	1	--	--	--	--	--	--	--	0
Colfax	258	--	--	--	--	--	--	--	--
Cuming	11	--	--	1	1	2	--	--	0
Dakota	327	0	--	0	1	--	--	0	1
Dixon	162	0	--	--	0	--	--	--	1
Dodge	462	--	--	0	0	--	0	--	--
Douglas	75	--	--	--	--	--	1	--	--
Franklin	51	--	--	--	--	--	--	--	0
Furnas	0	--	--	--	--	--	--	--	0
Gage	14	--	--	--	--	6	--	--	--
Hall	104	1	--	--	1	--	--	--	0
Hamilton	51	--	--	--	--	--	--	--	--
Harlan	0	--	--	--	--	--	--	--	0
Howard	1	--	--	0	0	--	--	--	--
Jefferson	4	--	--	--	--	--	--	--	--
Johnson	4	--	--	--	--	--	--	--	0
Kearney	105	--	--	--	--	--	--	0	0
Lancaster	73	--	--	--	--	0	--	--	--
Madison	54	1	--	--	1	--	--	--	--
Merrick	540	488	--	--	488	--	--	--	0
Nance	71	69	--	--	69	--	--	0	0
Nemaha	24	--	--	--	--	1	--	4	0
Otoe	84	--	--	--	--	0	1	--	1
Pawnee	13	--	--	0	0	1	--	--	0

Phelps	51	--	--	--	--	--	--	--	--	--	--	--	--	--	--	--	--	--	--	--	--	--	--
Pierce	43	0	--	--	--	0	--	--	0	--	--	--	--	--	--	--	--	--	--	--	--	--	--
Platte	400	69	--	--	--	69	--	--	69	--	0	--	--	--	--	--	0	--	--	--	--	0	0
Polk	168	81	--	--	--	81	--	--	81	--	0	--	--	--	--	--	0	--	--	--	--	0	0
Richardson	75	--	--	--	--	--	--	--	--	--	3	--	--	--	--	3	--	--	--	--	--	7	0
Saline	15	--	--	--	--	--	--	--	--	--	5	--	--	--	--	5	--	--	--	--	--	--	--
Sarpy	145	--	--	--	--	--	--	--	--	--	--	--	--	--	--	--	--	--	--	--	--	--	--
Saunders	150	1	--	--	--	1	--	--	1	--	0	--	--	--	0	--	0	--	--	--	--	0	1
Seward	23	3	--	--	--	3	--	--	3	--	--	--	--	--	--	--	--	--	--	--	--	--	--
Sherman	1	--	--	--	--	0	--	0	0	--	--	--	--	--	--	--	--	--	--	--	--	--	--
Stanton	9	--	--	--	--	--	--	--	--	--	--	--	--	--	--	--	--	--	--	--	--	--	--
Thurston	9	--	--	--	--	--	--	--	--	--	1	--	--	--	--	1	--	--	--	--	--	--	--
Washington	5	0	--	--	--	0	--	--	0	--	--	--	--	--	--	--	--	--	--	--	--	--	--
Wayne	112	0	--	--	--	0	--	--	0	--	--	--	--	--	--	--	--	--	--	--	--	--	--
Webster	52	0	--	--	--	0	--	--	0	--	--	--	--	--	--	--	--	--	--	--	--	--	0
York	22	7	--	--	--	7	--	1	7	--	--	--	--	--	--	--	--	--	--	--	--	--	2
Total	4,404	726	--	--	--	4	--	4	729	--	21	--	--	--	2	--	--	--	--	--	--	13	17
Western Unit																							
Antelope	16	2	--	--	--	0	--	0	3	--	--	--	--	--	--	--	--	--	--	--	0	1	1
Arthur	4	1	--	--	--	--	--	--	1	--	--	--	--	--	--	--	--	--	--	--	--	--	--
Boyd	43	--	--	--	--	--	--	--	--	--	--	--	--	--	--	--	--	--	--	--	--	--	--
Brown	43	21	--	--	--	0	--	0	21	--	--	--	--	--	--	--	--	--	--	--	--	--	--
Cherry	3	1	--	--	--	3	--	3	3	--	--	--	--	--	--	--	--	--	--	--	--	--	--
Dawes	716	0	--	--	--	716	--	716	716	--	--	--	--	--	--	--	--	--	--	--	--	--	--
Holt	45	1	--	--	--	1	--	--	1	--	--	--	--	--	--	--	--	--	--	--	--	--	--
Keya Paha	25	11	--	--	--	11	--	10	21	--	0	--	--	--	--	--	--	--	--	--	0	0	0
Kimball	35	1	--	--	--	1	2	0	4	--	0	--	--	--	--	0	--	--	--	--	4	0	0
Knox	95	4	--	--	--	4	--	--	4	--	--	--	--	--	--	--	--	--	--	--	--	--	0
Lincoln	1	1	--	--	--	1	--	--	1	--	--	--	--	--	--	--	--	--	--	--	--	--	--
Loup	3	3	--	--	--	3	--	--	3	--	--	--	--	--	--	--	--	--	--	--	--	--	--
McPherson	1	1	--	--	--	1	--	--	1	--	--	--	--	--	--	--	--	--	--	--	--	--	--
Rock	11	--	--	--	--	--	--	--	--	--	--	--	--	--	--	--	--	--	--	--	--	--	--
Sheridan	531	--	--	--	--	531	--	531	531	--	--	--	--	--	--	--	--	--	--	--	--	--	--
Sioux	156	0	--	--	--	155	--	155	155	--	--	--	--	--	--	--	--	--	--	--	--	--	--
Wheeler	1	1	--	--	--	1	--	--	1	--	--	--	--	--	--	--	--	--	--	--	--	--	--
Total	1,731	47	--	--	--	47	2	1,416	1,465	--	0	--	--	--	--	--	--	--	--	--	4	2	2
State total	6,135	773	--	--	--	773	2	1,420	2,195	--	21	--	--	--	2	--	--	--	--	--	17	19	19

(Table 6 continued on next page)

(Table 6 continued)

Forest inventory Unit and county	Hardwoods											Total hardwoods
	Honey- locust	Black walnut	Osage- orange	Sycamore	Cotton- wood	Red oak group	White oak group	Basswood	Elm			
Eastern Unit												
Adams	--	--	--	--	100	--	3	0	0	0	105	
Boone	--	2	--	--	16	--	1	--	0	19		
Buffalo	--	--	--	--	99	--	3	--	--	102		
Burt	--	--	--	--	--	--	--	7	--	7		
Butler	--	1	--	--	102	0	2	0	--	106		
Cass	--	1	--	--	143	4	3	--	1	155		
Cedar	--	--	--	--	128	--	6	--	--	140		
Clay	--	--	--	--	0	--	--	--	--	1		
Colfax	--	--	--	--	256	--	1	--	--	258		
Cuming	--	1	--	--	0	--	--	7	--	10		
Dakota	--	0	--	--	324	--	1	--	--	326		
Dixon	--	--	--	--	161	--	--	--	--	161		
Dodge	--	--	--	--	461	--	1	--	0	462		
Douglas	--	1	--	--	71	--	1	--	--	75		
Franklin	--	--	--	--	49	--	1	--	--	51		
Furnas	--	--	--	--	--	--	--	--	--	0		
Gage	--	1	--	--	5	--	1	--	--	14		
Hall	--	0	--	--	100	--	2	--	--	103		
Hamilton	--	--	--	--	49	--	1	--	--	51		
Harlan	--	--	--	--	--	--	--	--	--	0		
Howard	--	0	--	--	--	--	--	--	--	0		
Jefferson	--	3	--	--	--	--	1	--	--	4		
Johnson	--	0	2	--	--	0	1	0	--	4		
Kearney	--	--	--	--	99	--	4	--	1	105		
Lancaster	--	0	--	--	71	--	1	--	--	73		
Madison	--	--	--	--	54	--	0	--	--	54		
Merrick	--	--	--	--	50	--	1	--	0	52		
Nance	--	0	--	--	0	--	1	--	0	3		
Nemaha	--	5	1	0	7	1	2	1	--	24		
Otoe	--	8	--	0	71	1	2	--	--	84		
Pawnee	--	3	1	--	0	1	7	--	--	12		

Phelps	--	--	--	--	49	--	1	--	--	51
Pierce	--	--	--	--	42	--	0	--	--	42
Platte	--	--	--	--	330	0	--	0	0	331
Polk	--	--	--	--	87	0	--	0	0	87
Richardson	--	27	--	0	21	2	14	--	--	75
Saline	--	2	--	--	5	--	2	--	--	15
Sarpy	--	--	--	--	142	--	3	--	--	145
Saunders	--	0	--	--	143	0	5	0	0	150
Seward	--	1	--	--	14	1	3	--	--	19
Sherman	--	--	--	--	--	--	--	--	0	0
Stanton	--	--	--	--	--	--	--	9	--	9
Thurston	--	7	--	--	0	--	1	--	--	9
Washington	--	5	--	--	--	--	--	--	0	5
Wayne	--	--	--	--	112	--	--	--	--	112
Webster	--	0	--	--	50	--	1	--	--	52
York	--	3	--	0	3	4	1	--	0	14
Total	--	73	3	2	3,417	13	85	24	5	3,675
Western Unit										
Antelope	--	0	--	--	11	--	--	--	0	13
Arthur	--	--	--	--	0	--	--	--	3	4
Boyd	--	--	--	--	43	--	--	--	--	43
Brown	--	--	--	--	21	--	--	--	--	21
Cherry	--	--	--	--	--	--	--	--	--	--
Dawes	--	--	--	--	--	--	--	--	--	--
Holt	--	0	--	--	43	--	1	--	--	44
Keya Paha	0	2	--	--	--	--	1	0	--	4
Kimball	--	--	--	--	12	--	--	--	16	32
Knox	--	0	--	--	90	--	1	--	--	91
Lincoln	--	--	--	--	--	--	--	--	--	--
Loup	--	--	--	--	--	--	--	--	--	--
McPherson	--	--	--	--	1	--	--	--	--	1
Rock	--	--	--	--	11	--	--	--	--	11
Sheridan	--	--	--	--	--	--	--	--	--	--
Sioux	--	1	--	--	--	--	--	--	--	1
Wheeler	--	--	--	--	--	--	--	--	--	--
Total	0	4	--	--	232	--	3	0	19	265
State total	0	77	3	2	3,649	13	88	24	24	3,940

0 = Less than 500 cubic feet.

Table may not sum due to rounding.

Table 7.—Industrial roundwood production by Forest Inventory Unit, species group, and state of destination, Nebraska, 2006

(In thousand cubic feet)

Species group	All Units						
	Total	Iowa	Kentucky	Missouri	Nebraska	South Dakota	Wyoming
State of destination							
Softwoods							
Eastern redcedar	773	--	22	--	747	3	0
Spruce	2	--	--	--	2	--	--
Ponderosa pine	1,420	--	--	--	17	1,091	312
Total	2,195	--	22	--	767	1,094	312
Hardwoods							
Soft maple	21	--	--	4	17	--	--
Hard maple	2	--	--	--	2	--	--
Hackberry	17	--	--	--	17	--	--
Ash	19	--	--	2	17	--	--
Honeylocust	0	--	--	--	0	--	--
Black walnut	77	44	--	6	26	--	1
Osage-orange	3	--	--	--	3	--	--
Sycamore	2	--	--	1	0	--	--
Cottonwood	3,649	--	--	1	3,648	--	--
Red oak group	13	--	--	3	10	--	--
White oak group	88	--	--	3	85	--	--
Basswood	24	--	--	1	22	--	--
Elm	24	--	--	--	24	--	--
Total	3,940	44	--	23	3,872	--	1
State total	6,135	44	22	23	4,639	1,094	313
Eastern Unit							
Softwoods							
Eastern redcedar	726	--	20	--	706	--	--
Ponderosa pine	4	--	--	--	4	--	--
Total	729	--	20	--	709	--	--

Hardwoods									
Soft maple	21	--	--	4	16	--	--	--	--
Hard maple	2	--	--	--	2	--	--	--	--
Hackberry	13	--	--	--	13	--	--	--	--
Ash	17	--	--	2	15	--	--	--	--
Black walnut	73	44	--	6	23	--	--	--	--
Osage-orange	3	--	--	--	3	--	--	--	--
Sycamore	2	--	--	1	0	--	--	--	--
Cottonwood	3,417	--	--	1	3,415	--	--	--	--
Red oak group	13	--	--	3	10	--	--	--	--
White oak group	85	--	--	3	81	--	--	--	--
Basswood	24	--	--	1	22	--	--	--	--
Elm	5	--	--	--	5	--	--	--	--
Total	3,675	44	--	23	3,608	--	--	--	--
Unit total	4,404	44	20	23	4,317	--	--	--	--

Western Unit

Softwoods									
Redcedar	47	--	2	--	42	3	0	--	--
Spruce	2	--	--	--	2	--	--	--	--
Ponderosa pine	1,416	--	--	--	14	1,091	312	--	--
Total	1,465	--	2	--	58	1,094	312	--	--
Hardwoods									
Soft maple	0	--	--	--	0	--	--	--	--
Hackberry	4	--	--	--	4	--	--	--	--
Ash	2	--	--	--	2	--	--	--	--
Honeylocust	0	--	--	--	0	--	--	--	--
Black walnut	4	--	--	--	3	--	1	--	--
Cottonwood	232	--	--	--	232	--	--	--	--
White oak group	3	--	--	--	3	--	--	--	--
Basswood	0	--	--	--	0	--	--	--	--
Elm	19	--	--	--	19	--	--	--	--
Total	265	--	--	--	264	--	1	--	--
Unit total	1,731	--	2	--	322	1,094	313	--	--

0 = Less than 500 cubic feet.

Table may not sum due to rounding.

Table 8.—Saw log receipts and production by Forest Inventory Unit and species group, Nebraska, 2000 and 2006

(In thousand board feet)¹

Species group	Receipts		Percent change	Production		Percent change
	2000	2006		2000	2006	
All Units						
Softwoods						
Eastern redcedar	160	305	91%	161	322	100%
Spruce	--	13	--	--	13	--
Ponderosa pine	544	100	-82%	12,847	8,174	-36%
Total	704	418	-41%	13,008	8,508	-35%
Hardwoods						
Soft maple	137	174	27%	655	133	-80%
Hard maple	--	3	--	--	3	--
Hackberry	12	160	1233%	12	105	775%
Ash	71	94	32%	71	103	45%
Honeylocust	--	1	--	--	1	--
Black walnut	162	304	88%	532	499	-6%
Sycamore	0	1	--	0	11	--
Cottonwood	27,192	20,857	-23%	22,513	19,259	-14%
Red oak group	51	45	-12%	51	63	24%
White oak group	205	550	168%	232	492	112%
Black locust	3	--	--	3	--	--
Basswood	--	141	--	--	151	--
Elm	33	142	330%	33	142	330%
Other hardwoods	0	--	--	0	--	--
Total	27,865	22,472	-19%	24,102	20,962	-13%
State total	28,570	22,890	-20%	37,109	29,470	-21%
Eastern Unit						
Softwoods						
Eastern redcedar	37	114	208%	37	115	211%
Ponderosa pine	3	26	767%	3	22	633%
Total	40	141	253%	40	137	243%

Hardwoods							
Soft maple	136	173	27%	648	131	-80%	
Hard maple	--	3	--	--	3	--	
Hackberry	12	134	1017%	9	79	778%	
Ash	38	81	113%	30	90	200%	
Black walnut	137	289	111%	521	476	-9%	
Sycamore	0	1	--	0	11	--	
Cottonwood	25,988	20,730	-20%	20,875	17,755	-15%	
Red oak group	51	45	-12%	51	63	24%	
White oak group	179	523	192%	226	474	110%	
Black locust	3	--	--	3	--	--	
Basswood	--	139	--	--	149	--	
Elm	19	18	-5%	16	21	31%	
Other hardwoods	0	--	--	0	--	--	
Total	26,562	22,136	-17%	22,380	19,252	-14%	
Unit total	26,602	22,277	-16%	22,420	19,389	-14%	

Western Unit

Softwoods							
Eastern redcedar	123	191	55%	124	207	67%	
Spruce	--	13	--	--	13	--	
Ponderosa pine	541	74	-86%	12,844	8,152	-37%	
Total	664	277	-58%	12,968	8,371	-35%	
Hardwoods							
Soft maple	1	1	0%	7	1	-86%	
Hackberry	--	27	--	3	27	800%	
Ash	33	13	-61%	40	13	-68%	
Honeylocust	--	1	--	--	1	--	
Black walnut	26	15	-42%	11	24	118%	
Cottonwood	1,203	127	-89%	1,639	1,504	-8%	
White oak group	27	27	0%	6	18	200%	
Basswood	--	2	--	--	2	--	
Elm	14	124	786%	17	121	612%	
Total	1,303	336	-74%	1,722	1,710	-1%	
Unit total	1,968	613	-69%	14,690	10,081	-31%	

0 = Less than 500 board feet.

¹ International 1/4-inch rule.

Table may not sum due to rounding.

Table 9.—Wood material harvested for industrial roundwood by species group and source of material, Nebraska, 2006¹
(In thousand cubic feet)

Species group	Source of material															
	Growing stock					Non-growing stock				Used for products						
	Sawtimber	Pole-timber	Logging residue (not used)	Total growing stock	Total	Limbwood	Saplings	Cull trees	Dead trees	Nonforest trees	Logging slash (not used)	Total growing stock	Total non-growing stock	Total wood used	Total wood material not used	Total wood material harvested
Softwoods																
Eastern redcedar	707.5	64.5	64.3	836.3	--	--	0.3	0.5	0.1	--	40.9	41.8	772.8	105.2	878.0	
Spruce	2.2	--	0.2	2.4	--	--	--	0	--	--	0.3	0.3	2.2	0.6	2.7	
Ponderosa pine	1,418.1	--	152.0	1,570.1	--	--	--	1.6	--	--	219.9	221.5	1,419.7	371.9	1,791.6	
Total	2,127.8	64.5	216.5	2,408.8	--	--	0.3	2.1	0.1	--	261.1	263.6	2,194.8	477.7	2,672.4	
Hardwoods																
Soft maple	18.2	--	2.0	20.2	--	--	--	2.3	0.6	--	6.3	9.1	21.1	8.3	29.4	
Hard maple	1.2	0.5	0.2	1.9	0.5	0	0.3	--	--	--	0.2	0.9	2.4	0.4	2.8	
Hackberry	14.4	--	1.6	16.0	--	--	--	1.8	0.5	--	5.0	7.3	16.7	6.6	23.3	
Ash	16.4	0.3	6.6	23.3	0.7	0	1.4	--	--	--	6.0	8.2	18.9	12.6	31.5	
Honeylocust	0.1	--	0	0.1	0	--	--	0	--	--	0	0	0.1	0.1	0.1	
Black walnut	64.1	0.2	6.1	70.3	1.5	0	2.1	--	--	9.2	19.2	32.1	77.1	25.3	102.4	
Osage-orange	--	--	--	--	--	--	--	--	--	3.5	0	3.5	3.5	0	3.5	
Sycamore	1.5	--	0.2	1.6	--	--	--	0.2	0	--	0.5	0.7	1.7	0.7	2.4	
Cottonwood	3,632.8	15.8	504.3	4,152.9	0.2	0	0.1	--	--	--	1,107.3	1,107.6	3,649.0	1,611.6	5,260.5	
Red oak group	8.0	0.9	2.3	11.2	0.5	0	4.0	--	--	--	2.9	7.4	13.4	5.2	18.7	
White oak group	55.8	3.1	18.1	76.9	0	--	--	29.0	--	--	22.5	51.6	87.9	40.6	128.5	
Basswood	20.7	--	2.3	23.0	--	--	--	2.6	0.7	--	7.1	10.4	23.9	9.4	33.3	
Elm	19.9	0.3	2.2	22.4	0.3	0	2.6	--	0.6	--	6.7	10.2	23.8	8.9	32.7	
Total	3,852.9	21.2	545.8	4,420.0	3.8	0	46.5	0	2.4	12.6	1,183.7	1,249.1	3,939.4	1,729.6	5,669.0	
State total	5,980.8	85.6	762.4	6,828.8	3.8	0.3	48.6	48.6	2.5	12.6	1,444.9	1,512.7	6,134.2	2,207.2	8,341.4	

0 = Less than 50 cubic feet.

¹ Based on factors obtained from regional utilization studies.

Table may not sum due to rounding.

(Tables continued on next page)

Table 10.—Growing-stock removals from timberland for industrial roundwood by Forest Inventory Unit, county, and species group, Nebraska, 2006

(In thousand cubic feet)

Forest Inventory Unit and county	All species	Softwoods				Hardwoods			
		Eastern redcedar	Spruce	Ponderosa pine	Total softwoods	Soft maple	Hard maple	Hack-berry	Ash
Eastern Unit									
Adams	120	--	--	1	1	--	0	0	1
Boone	22	1	--	--	1	--	--	0	0
Buffalo	116	--	--	--	--	--	--	--	--
Burt	6	--	--	--	--	--	--	--	--
Butler	120	1	--	--	1	0	--	--	0
Cass	173	--	--	--	--	0	--	0	1
Cedar	165	4	--	--	4	--	--	--	8
Clay	1	--	--	--	--	--	--	--	1
Colfax	288	--	--	--	--	--	--	--	--
Cuming	11	--	--	1	1	2	--	--	1
Dakota	376	0	--	1	1	--	--	0	1
Dixon	186	0	--	--	0	--	--	--	1
Dodge	515	--	--	0	0	--	0	--	--
Douglas	85	--	--	--	--	--	0	--	--
Franklin	58	--	--	--	--	--	--	--	0
Furnas	0	--	--	--	--	--	--	--	0
Gage	14	--	--	--	--	6	--	--	--
Hall	119	1	--	--	1	--	--	--	0
Hamilton	58	--	--	--	--	--	--	--	--
Harlan	0	--	--	--	--	--	--	--	0
Howard	1	--	--	1	1	--	--	--	--
Jefferson	4	--	--	--	--	--	--	--	--
Johnson	2	--	--	--	--	--	--	--	0
Kearney	119	--	--	--	--	--	--	0	0
Lancaster	83	--	--	--	--	0	--	--	--
Madison	62	1	--	--	1	--	--	--	--
Merrick	591	532	--	--	532	--	--	--	0
Nance	78	75	--	--	75	--	--	0	0
Nemaha	23	--	--	--	--	1	--	4	0
Otoe	93	--	--	--	--	0	1	--	0
Pawnee	11	--	--	1	1	1	--	--	0

Phelps	58	--	--	--	--	--	--	--	--	--	--	--	--	--	--	--	--
Pierce	49	0	--	--	--	0	--	--	--	--	--	--	--	--	--	--	--
Platte	441	75	--	--	--	75	0	--	--	--	0	--	--	--	--	--	0
Polk	183	88	--	--	--	88	0	--	--	--	0	--	--	--	--	--	0
Richardson	74	--	--	--	--	--	3	--	--	--	3	--	--	--	6	--	0
Saline	15	--	--	--	--	--	5	--	--	--	5	--	--	--	--	--	--
Sarpy	166	--	--	--	--	--	--	--	--	--	--	--	--	--	--	--	--
Saunders	172	1	--	--	--	1	0	--	--	0	0	--	--	0	--	2	2
Seward	24	3	--	--	--	3	--	--	--	--	--	--	--	--	--	--	--
Sherman	1	--	--	--	--	0	--	--	0	--	--	--	--	--	--	--	--
Stanton	8	--	--	--	--	--	--	--	--	--	--	--	--	--	--	--	--
Thurston	8	--	--	--	--	--	1	--	--	--	1	--	--	--	--	--	--
Washington	5	0	--	--	--	0	--	--	--	--	--	--	--	--	--	--	--
Wayne	129	0	--	--	--	0	--	--	--	--	--	--	--	--	--	--	--
Webster	60	0	--	--	--	0	--	--	--	--	0	--	--	--	--	--	1
York	22	7	--	--	--	7	1	--	8	--	--	--	--	--	--	3	3
Total	4,914	789	--	--	--	4	793	--	20	--	2	--	--	12	--	20	20
Western Unit																	
Antelope	18	2	--	--	--	0	3	--	--	--	--	--	--	0	--	2	2
Arthur	4	1	--	--	--	--	1	--	--	--	--	--	--	--	--	--	--
Boyd	50	--	--	--	--	--	--	--	--	--	--	--	--	--	--	--	--
Brown	45	20	--	--	--	1	21	--	--	--	--	--	--	--	--	--	--
Cherry	4	1	--	--	--	3	4	--	--	--	--	--	--	--	--	--	--
Dawes	792	0	--	--	--	792	792	--	--	--	--	--	--	--	--	--	--
Holt	51	1	--	--	--	--	1	--	--	--	--	--	--	--	--	--	--
Keya Paha	26	11	--	--	--	11	22	--	0	--	--	--	0	--	1	--	1
Kimball	37	1	--	--	--	2	0	--	4	--	--	--	4	--	4	--	0
Knox	109	4	--	--	--	--	4	--	--	--	--	--	--	--	--	--	0
Lincoln	1	1	--	--	--	--	1	--	--	--	--	--	--	--	--	--	--
Loup	3	3	--	--	--	--	3	--	--	--	--	--	--	--	--	--	--
McPherson	1	1	--	--	--	--	1	--	--	--	--	--	--	--	--	--	--
Rock	12	--	--	--	--	--	--	--	--	--	--	--	--	--	--	--	--
Sheridan	588	--	--	--	--	588	588	--	--	--	--	--	--	--	--	--	--
Sioux	172	0	--	--	--	171	171	--	--	--	--	--	--	--	--	--	--
Wheeler	1	1	--	--	--	--	1	--	--	--	--	--	--	--	--	--	--
Total	1,915	47	2	2	1,566	1,615	0	--	--	--	4	--	--	4	--	3	3
State total	6,829	836	2	2	1,570	2,409	20	2	16	2	23	16	23	23	23	23	23

(Table 10 continued on next page)

(Table 10 continued)

Forest Inventory Unit and county	Hardwoods										Total	
	Honey- locust	Black walnut	Sycamore	Cotton- wood	Red oak group	White oak group	Basswood	Elm	hardwoods	Total		
Eastern Unit												
Adams	--	--	--	115	--	3	0	0	0	120		
Boone	--	1	--	19	--	1	--	0	0	21		
Buffalo	--	--	--	114	--	2	--	--	--	116		
Burt	--	--	--	--	--	--	6	--	--	6		
Butler	--	1	--	117	0	2	0	--	--	119		
Cass	--	1	--	164	3	3	--	1	1	173		
Cedar	--	--	--	148	--	5	--	--	--	160		
Clay	--	--	--	0	--	--	--	--	--	1		
Colfax	--	--	--	286	--	1	--	--	--	288		
Cuming	--	1	--	0	--	--	6	--	--	10		
Dakota	--	0	--	373	--	1	--	--	--	375		
Dixon	--	--	--	185	--	--	--	--	--	186		
Dodge	--	--	--	514	--	1	--	0	0	515		
Douglas	--	1	--	82	--	1	--	--	--	85		
Franklin	--	--	--	57	--	1	--	--	--	58		
Furnas	--	--	--	--	--	--	--	--	--	0		
Gage	--	1	--	6	--	1	--	--	--	14		
Hall	--	0	--	115	--	2	--	--	--	118		
Hamilton	--	--	--	57	--	1	--	--	--	58		
Harlan	--	--	--	--	--	--	--	--	--	0		
Howard	--	0	--	--	--	--	--	--	--	0		
Jefferson	--	3	--	--	--	1	--	--	--	4		
Johnson	--	0	--	--	0	1	0	--	--	2		
Kearney	--	--	--	114	--	4	--	1	1	119		
Lancaster	--	0	--	82	--	1	--	--	--	83		
Madison	--	--	--	62	--	0	--	--	--	62		
Merrick	--	--	--	58	--	1	--	0	0	59		
Nance	--	0	--	0	--	1	--	0	0	3		
Nemaha	--	5	0	9	1	2	1	--	--	23		
Otoe	--	7	0	82	1	2	--	--	--	93		
Pawnee	--	2	--	0	0	6	--	--	--	10		

Phelps	--	--	--	57	--	1	--	--	58
Pierce	--	--	--	48	--	0	--	--	48
Platte	--	--	--	366	0	--	0	0	366
Polk	--	--	--	95	0	--	0	0	95
Richardson	--	25	0	25	2	13	--	--	74
Saline	--	2	--	6	--	2	--	--	15
Sarpy	--	--	--	163	--	3	--	--	166
Saunders	--	0	--	164	0	4	0	0	171
Seward	--	1	--	16	1	2	--	--	21
Sherman	--	--	--	--	--	--	--	0	0
Stanton	--	--	--	--	--	--	8	--	8
Thurston	--	6	--	0	--	1	--	--	8
Washington	--	4	--	--	--	--	--	0	5
Wayne	--	--	--	129	--	--	--	--	129
Webster	--	0	--	57	--	1	--	--	59
York	--	3	0	4	3	1	--	0	15
Total	--	67	2	3,886	11	74	23	4	4,120
Western Unit									
Antelope	--	0	--	13	--	--	--	0	15
Arthur	--	--	--	0	--	--	--	3	3
Boyd	--	--	--	50	--	--	--	--	50
Brown	--	--	--	25	--	--	--	--	25
Cherry	--	--	--	--	--	--	--	--	--
Dawes	--	--	--	--	--	--	--	--	--
Holt	--	0	--	50	--	1	--	--	51
Keya Paha	0	2	--	--	--	1	0	--	4
Kimball	--	--	--	13	--	--	--	15	33
Knox	--	0	--	103	--	1	--	--	105
Lincoln	--	--	--	--	--	--	--	--	--
Loup	--	--	--	--	--	--	--	--	--
McPherson	--	--	--	1	--	--	--	--	1
Rock	--	--	--	12	--	--	--	--	12
Sheridan	--	--	--	--	--	--	--	--	--
Sioux	--	1	--	--	--	--	--	--	1
Wheeler	--	--	--	--	--	--	--	--	--
Total	0	3	--	267	--	3	0	18	299
State total	0	70	2	4,153	11	77	23	22	4,420

0 = Less than 500 cubic feet.

Table may not sum due to rounding.

Table 11.—Sawtimber removals from timberland for industrial roundwood by Forest Inventory Unit, county, and species group, Nebraska, 2006

(In thousand board feet)¹

Forest Inventory Unit and county	All species	Softwoods					Hardwoods		
		Eastern redcedar	Spruce	Ponderosa pine	Total softwoods	Soft maple	Hard maple	Hackberry	Ash
Eastern Unit									
Adams	702	--	--	3	3	--	1	1	4
Boone	127	3	--	--	3	--	--	0	0
Buffalo	682	--	--	--	--	--	--	--	--
Burt	37	--	--	--	--	--	--	--	--
Butler	666	3	--	--	3	1	--	--	1
Cass	1,003	--	--	--	--	1	--	--	3
Cedar	947	20	--	--	20	--	--	--	36
Clay	6	--	--	--	--	--	--	--	3
Colfax	1,492	--	--	--	--	--	--	--	--
Cuming	62	--	--	5	5	12	--	--	3
Dakota	2,216	1	--	3	4	--	--	1	4
Dixon	1,097	1	--	--	1	--	--	--	4
Dodge	2,570	--	--	0	0	--	0	--	--
Douglas	497	--	--	--	--	--	2	--	--
Franklin	341	--	--	--	--	--	--	--	0
Furnas	0	--	--	--	--	--	--	--	0
Gage	80	--	--	--	--	32	--	--	--
Hall	694	4	--	--	4	--	--	--	1
Hamilton	339	--	--	--	--	--	--	--	--
Harlan	0	--	--	--	--	--	--	--	0
Howard	3	--	--	3	3	--	--	--	--
Jefferson	21	--	--	--	--	--	--	--	--
Johnson	9	--	--	--	--	--	--	--	0
Kearney	697	--	--	--	--	--	--	2	1
Lancaster	489	--	--	--	--	1	--	--	--
Madison	366	3	--	--	3	--	--	--	--
Merrick	3,184	2,837	--	--	2,837	--	--	--	0
Nance	412	399	--	--	399	--	--	2	2
Nemaha	130	--	--	--	--	6	--	25	1
Otoe	544	--	--	--	--	3	2	--	2
Pawnee	50	--	--	3	3	6	--	--	1

Phelps	339	--	--	--	--	--	--	--	--	--	--	--	--	--	--	--	--	--	--	--	--	--	--
Pierce	287	2	--	--	2	--	--	2	--	--	--	--	--	--	--	--	--	--	--	--	--	--	--
Platte	2,203	399	--	--	399	--	--	399	--	1	--	--	--	0	--	--	--	--	--	--	--	--	--
Polk	976	466	--	--	466	--	--	466	--	1	--	--	--	1	--	--	--	--	--	--	--	--	--
Richardson	413	--	--	--	--	--	--	--	--	18	--	--	37	1	--	--	--	--	--	--	--	--	--
Saline	87	--	--	--	--	--	--	--	--	31	--	--	--	--	--	--	--	--	--	--	--	--	--
Sarpy	974	--	--	--	--	--	--	--	--	--	--	--	--	--	--	--	--	--	--	--	--	--	--
Saunders	1,002	4	--	--	4	--	--	4	--	1	--	1	8	--	--	--	--	--	--	--	--	--	--
Seward	130	15	--	--	15	--	--	15	--	--	--	--	--	--	--	--	--	--	--	--	--	--	--
Sherman	4	--	--	--	1	--	--	1	--	--	--	--	--	--	--	--	--	--	--	--	--	--	--
Stanton	49	--	--	--	--	--	--	--	--	--	--	--	--	--	--	--	--	--	--	--	--	--	--
Thurston	47	--	--	--	--	--	--	--	--	4	--	--	--	--	--	--	--	--	--	--	--	--	--
Washington	29	0	--	--	0	--	--	0	--	--	--	--	--	--	--	--	--	--	--	--	--	--	--
Wayne	760	1	--	--	1	--	--	1	--	--	--	--	--	--	--	--	--	--	--	--	--	--	--
Webster	349	1	--	--	1	--	--	1	--	--	--	--	3	--	--	--	--	--	--	--	--	--	--
York	109	30	--	--	4	--	--	35	--	--	--	--	15	--	--	--	--	--	--	--	--	--	--
Total	27,219	4,189	--	--	22	--	--	4,211	--	117	--	7	70	--	--	--	--	--	--	--	--	--	--
Western Unit																							
Antelope	100	11	--	--	2	--	--	13	--	--	--	--	0	--	--	--	--	--	--	--	--	--	--
Arthur	23	3	--	--	--	--	--	3	--	--	--	--	--	--	--	--	--	--	--	--	--	--	--
Boyd	295	--	--	--	--	--	--	--	--	--	--	--	--	--	--	--	--	--	--	--	--	--	--
Brown	236	89	--	--	3	--	--	92	--	--	--	--	--	--	--	--	--	--	--	--	--	--	--
Cherry	19	3	--	--	16	--	--	19	--	--	--	--	--	--	--	--	--	--	--	--	--	--	--
Dawes	4,226	0	--	--	4,226	--	--	4,226	--	--	--	--	--	--	--	--	--	--	--	--	--	--	--
Holt	301	4	--	--	--	--	--	4	--	--	--	--	--	--	--	--	--	--	--	--	--	--	--
Keya Paha	129	51	--	--	57	--	--	108	--	0	--	--	1	--	--	--	--	--	--	--	--	--	--
Kimball	212	5	13	--	3	--	--	20	--	1	--	--	22	--	--	--	--	--	--	--	--	--	--
Knox	635	18	--	--	--	--	--	18	--	--	--	--	--	--	--	--	--	--	--	--	--	--	--
Lincoln	3	3	--	--	--	--	--	3	--	--	--	--	--	--	--	--	--	--	--	--	--	--	--
Loup	15	15	--	--	--	--	--	15	--	--	--	--	--	--	--	--	--	--	--	--	--	--	--
McPherson	7	3	--	--	--	--	--	3	--	--	--	--	--	--	--	--	--	--	--	--	--	--	--
Rock	72	--	--	--	--	--	--	--	--	--	--	--	--	--	--	--	--	--	--	--	--	--	--
Sheridan	3,136	--	--	--	3,136	--	--	3,136	--	--	--	--	--	--	--	--	--	--	--	--	--	--	--
Sioux	921	0	--	--	915	--	--	915	--	--	--	--	--	--	--	--	--	--	--	--	--	--	--
Wheeler	6	6	--	--	--	--	--	6	--	--	--	--	--	--	--	--	--	--	--	--	--	--	--
Total	10,336	211	13	--	8,357	--	--	8,581	--	1	--	--	24	--	--	--	--	--	--	--	--	--	--
State total	37,555	4,399	13	--	8,380	--	--	12,792	--	118	--	7	94	--	--	--	--	--	--	--	--	--	--

(Table 11 continued on next page)

(Table 11 continued)

Forest Inventory Unit and county	Hardwoods										Total	
	Honey- locust	Black walnut	Sycamore	Cotton- wood	Red oak group	White oak group	Basswood	Elm	hardwoods	Total		
Eastern Unit												
Adams	--	--	--	680	--	10	1	1	1	699		
Boone	--	9	--	110	--	4	--	1	1	124		
Buffalo	--	--	--	672	--	9	--	--	--	682		
Burt	--	--	--	--	--	--	37	--	--	37		
Butler	--	4	--	651	0	7	1	--	--	664		
Cass	--	5	--	968	11	12	--	4	4	1,003		
Cedar	--	--	--	870	--	21	--	--	--	927		
Clay	--	--	--	3	--	--	--	--	--	6		
Colfax	--	--	--	1,487	--	5	--	--	--	1,492		
Cuming	--	4	--	2	--	--	37	--	--	57		
Dakota	--	2	--	2,201	--	3	--	--	--	2,212		
Dixon	--	--	--	1,092	--	--	--	--	--	1,096		
Dodge	--	--	--	2,564	--	5	--	1	1	2,570		
Douglas	--	8	--	481	--	5	--	--	--	497		
Franklin	--	--	--	336	--	5	--	--	--	341		
Furnas	--	--	--	--	--	--	--	--	--	0		
Gage	--	7	--	36	--	5	--	--	--	80		
Hall	--	2	--	678	--	8	--	--	--	690		
Hamilton	--	--	--	334	--	5	--	--	--	339		
Harlan	--	--	--	--	--	--	--	--	--	0		
Howard	--	1	--	--	--	--	--	--	--	1		
Jefferson	--	18	--	--	--	2	--	--	--	21		
Johnson	--	2	--	--	0	4	2	--	--	9		
Kearney	--	--	--	674	--	14	--	5	5	697		
Lancaster	--	1	--	481	--	5	--	--	--	489		
Madison	--	--	--	363	--	0	--	--	--	364		
Merrick	--	--	--	341	--	5	--	0	0	347		
Nance	--	2	--	1	--	4	--	1	1	13		
Nemaha	--	31	3	51	3	8	4	--	--	130		
Otoe	--	45	3	481	3	6	--	--	--	544		
Pawnee	--	15	--	1	2	22	--	--	--	47		

Phelps	--	--	--	334	--	--	5	--	--	339
Pierce	--	--	--	285	--	--	0	--	--	285
Platte	--	--	--	1,802	0	1	--	1	0	1,804
Polk	--	--	--	505	0	1	--	1	1	509
Richardson	--	154	3	145	7	--	48	--	--	413
Saline	--	12	--	36	--	--	8	--	--	87
Sarpy	--	--	--	964	--	--	10	--	--	974
Saunders	--	1	--	968	0	1	16	1	1	998
Seward	--	8	--	94	4	--	9	--	--	116
Sherman	--	--	--	--	--	--	--	--	2	2
Stanton	--	--	--	--	--	49	--	--	--	49
Thurston	--	40	--	0	--	--	3	--	--	47
Washington	--	28	--	--	--	--	--	--	1	29
Wayne	--	--	--	759	--	--	--	--	--	759
Webster	--	1	--	338	--	--	5	--	--	347
York	--	18	1	22	12	--	4	--	2	75
Total	--	419	10	21,810	42	132	283	--	21	23,008
Western Unit										
Antelope	--	2	--	78	--	--	--	--	0	88
Arthur	--	--	--	1	--	--	--	--	18	20
Boyd	--	--	--	295	--	--	--	--	--	295
Brown	--	--	--	145	--	--	--	--	--	145
Cherry	--	--	--	--	--	--	--	--	--	--
Dawes	--	--	--	--	--	--	--	--	--	--
Holt	--	1	--	292	--	--	3	--	--	297
Keya Paha	1	10	--	--	--	2	4	--	--	21
Kimball	--	--	--	79	--	--	--	--	89	192
Knox	--	2	--	610	--	--	3	--	--	617
Lincoln	--	--	--	--	--	--	--	--	--	--
Loup	--	--	--	--	--	--	--	--	--	--
McPherson	--	--	--	4	--	--	--	--	--	4
Rock	--	--	--	72	--	--	--	--	--	72
Sheridan	--	--	--	--	--	--	--	--	--	--
Sioux	--	6	--	--	--	--	--	--	--	6
Wheeler	--	--	--	--	--	--	--	--	--	--
Total	1	21	--	1,576	--	2	11	--	107	1,755
State total	1	439	10	23,385	42	134	294	--	129	24,764

0 = Less than 500 board feet.

¹ International 1/4-inch rule.

Table may not sum due to rounding.

Table 12.—Harvest residue generated by industrial roundwood harvesting by Forest Inventory Unit, county, and species group, Nebraska, 2006

(In thousand cubic feet)

Forest Inventory Unit and county	Softwoods										Hardwoods		
	All species	Eastern redcedar	Spruce	Ponderosa pine	Total softwoods	Soft maple	Hard maple	Hackberry	Ash				
Eastern Unit													
Adams	52	--	--	0	0	--	0	0	1				
Boone	9	0	--	--	0	--	--	0	0				
Buffalo	51	--	--	--	--	--	--	--	--				
Burt	3	--	--	--	--	--	--	--	--				
Butler	47	0	--	--	0	0	--	--	0				
Cass	74	--	--	--	--	0	--	--	0				
Cedar	73	2	--	--	2	--	--	--	4				
Clay	1	--	--	--	--	--	--	--	0				
Colfax	89	--	--	--	--	--	--	--	--				
Cuming	4	--	--	0	0	1	--	--	0				
Dakota	163	0	--	0	0	--	--	0	1				
Dixon	81	0	--	--	0	--	--	--	1				
Dodge	164	--	--	0	0	--	--	0	--				
Douglas	37	--	--	--	--	--	--	0	--				
Franklin	25	--	--	--	--	--	--	--	0				
Furnas	0	--	--	--	--	--	--	--	0				
Gage	6	--	--	--	--	2	--	--	--				
Hall	52	0	--	--	0	--	--	--	0				
Hamilton	25	--	--	--	--	--	--	--	--				
Harlan	0	--	--	--	--	--	--	--	0				
Howard	0	--	--	0	0	--	--	--	--				
Jefferson	1	--	--	--	--	--	--	--	--				
Johnson	1	--	--	--	--	--	--	--	0				
Kearney	52	--	--	--	--	--	--	0	0				
Lancaster	36	--	--	--	--	0	--	--	--				
Madison	27	0	--	--	0	--	--	--	--				
Merrick	82	56	--	--	56	--	--	--	0				
Nance	9	8	--	--	8	--	--	--	0				
Nemaha	10	--	--	--	--	0	--	--	2				
Otoe	40	--	--	--	--	0	--	0	0				
Pawnee	5	--	--	0	0	0	--	--	--				

Phelps	25	--	--	--	--	--	--	--	--	--	--	--	--	--	--	--	--	--	--	--	--
Pierce	21	0	--	--	--	0	--	--	--	0	--	--	--	--	--	--	--	--	--	--	--
Platte	107	8	--	--	--	8	--	--	--	0	--	--	0	--	--	--	--	--	--	0	--
Polk	21	10	--	--	--	10	--	--	--	0	--	--	0	--	--	--	--	--	--	0	--
Richardson	31	--	--	--	--	--	--	--	--	1	--	--	3	--	--	--	--	--	--	0	--
Saline	7	--	--	--	--	--	--	--	--	2	--	--	--	--	--	--	--	--	--	--	--
Sarpy	72	--	--	--	--	--	--	--	--	--	--	--	--	--	--	--	--	--	--	--	--
Saunders	75	0	--	--	--	0	--	--	--	0	--	--	0	--	--	--	--	--	--	0	1
Seward	10	1	--	--	--	1	--	--	--	1	--	--	--	--	--	--	--	--	--	--	--
Sherman	0	--	--	--	--	0	--	--	--	0	--	--	--	--	--	--	--	--	--	--	--
Stanton	3	--	--	--	--	--	--	--	--	--	--	--	--	--	--	--	--	--	--	--	--
Thurston	3	--	--	--	--	--	--	--	--	0	--	--	--	--	--	--	--	--	--	--	--
Washington	2	0	--	--	--	0	--	--	--	--	--	--	--	--	--	--	--	--	--	--	--
Wayne	56	0	--	--	--	0	--	--	--	0	--	--	--	--	--	--	--	--	--	--	--
Webster	26	0	--	--	--	0	--	--	--	0	--	--	--	--	--	--	--	--	--	0	--
York	9	2	--	--	--	0	--	--	0	3	--	--	--	--	--	--	--	--	--	2	--
Total	1,690	89	--	--	--	1	--	--	1	90	--	--	8	--	--	0	--	--	5	--	11
Western Unit																					
Antelope	8	1	--	--	--	0	--	--	0	1	--	--	--	--	--	0	--	--	0	1	--
Arthur	2	0	--	--	--	--	--	--	--	0	--	--	--	--	--	--	--	--	--	--	--
Boyd	22	--	--	--	--	--	--	--	--	--	--	--	--	--	--	--	--	--	--	--	--
Brown	18	7	--	--	--	0	--	--	0	7	--	--	--	--	--	--	--	--	--	--	--
Cherry	1	0	--	--	--	1	--	--	1	1	--	--	--	--	--	--	--	--	--	--	--
Dawes	188	0	--	--	--	188	--	--	188	188	--	--	--	--	--	--	--	--	--	--	--
Holt	22	0	--	--	--	--	--	--	--	0	--	--	--	--	--	--	--	--	--	--	--
Keya Paha	8	4	--	--	--	3	--	--	3	7	--	--	0	--	--	--	--	--	0	0	--
Kimball	15	0	--	--	--	0	--	--	0	1	--	--	0	--	--	--	--	--	2	0	--
Knox	47	1	--	--	--	--	--	--	--	1	--	--	--	--	--	--	--	--	--	0	--
Lincoln	0	0	--	--	--	--	--	--	--	0	--	--	--	--	--	--	--	--	--	--	--
Loup	1	1	--	--	--	--	--	--	--	1	--	--	--	--	--	--	--	--	--	--	--
McPherson	1	0	--	--	--	--	--	--	--	0	--	--	--	--	--	--	--	--	--	--	--
Rock	5	--	--	--	--	--	--	--	--	--	--	--	--	--	--	--	--	--	--	--	--
Sheridan	139	--	--	--	--	139	--	--	139	139	--	--	--	--	--	--	--	--	--	--	--
Sioux	41	0	--	--	--	41	--	--	41	41	--	--	--	--	--	--	--	--	--	--	--
Wheeler	0	0	--	--	--	--	--	--	--	0	--	--	--	--	--	--	--	--	--	--	--
Total	517	16	--	--	--	1	--	--	371	388	--	--	0	--	--	--	--	--	2	2	--
State total	2,207	105	--	--	--	1	--	--	372	478	--	--	8	--	--	0	--	--	7	13	--

(Table 12 continued on next page)

(Table 12 continued)

Forest Inventory Unit and county	Hardwoods											Total Elm hardwoods
	Honey- locust	Black walnut	Osage- orange	Sycamore	Cotton- wood	Red oak group	White oak group	Basswood	Elm	hardwoods	Total	
Eastern Unit												
Adams	--	--	--	--	50	--	1	0	0	0	52	
Boone	--	1	--	--	8	--	1	--	0	0	9	
Buffalo	--	--	--	--	49	--	1	--	--	--	51	
Burt	--	--	--	--	--	--	--	3	--	--	3	
Butler	--	0	--	--	46	0	1	0	--	--	47	
Cass	--	0	--	--	71	1	2	--	0	0	74	
Cedar	--	--	--	--	64	--	3	--	--	--	71	
Clay	--	--	--	--	0	--	--	--	--	--	1	
Colfax	--	--	--	--	89	--	1	--	--	--	89	
Cuming	--	0	--	--	0	--	--	3	--	--	4	
Dakota	--	0	--	--	162	--	0	--	--	--	163	
Dixon	--	--	--	--	80	--	--	--	--	--	81	
Dodge	--	--	--	--	163	--	1	--	0	0	164	
Douglas	--	0	--	--	35	--	1	--	--	--	37	
Franklin	--	--	--	--	25	--	1	--	--	--	25	
Furnas	--	--	--	--	--	--	--	--	--	--	0	
Gage	--	0	--	--	3	--	1	--	--	--	6	
Hall	--	0	--	--	50	--	1	--	--	--	51	
Hamilton	--	--	--	--	25	--	1	--	--	--	25	
Harlan	--	--	--	--	--	--	--	--	--	--	0	
Howard	--	0	--	--	--	--	--	--	--	--	0	
Jefferson	--	1	--	--	--	--	0	--	--	--	1	
Johnson	--	0	0	--	--	0	1	0	--	--	1	
Kearney	--	--	--	--	50	--	2	--	0	0	52	
Lancaster	--	0	--	--	35	--	1	--	--	--	36	
Madison	--	--	--	--	27	--	0	--	--	--	27	
Merrick	--	--	--	--	25	--	1	--	0	0	26	
Nance	--	0	--	--	0	--	1	--	--	0	1	
Nemaha	--	2	0	0	4	0	1	0	--	--	10	
Otoe	--	3	--	0	35	0	1	--	--	--	40	
Pawnee	--	1	0	--	0	0	3	--	--	--	5	

Phelps	--	--	--	--	25	--	1	--	--	--	25	--	--	25
Pierce	--	--	--	--	21	--	0	--	--	--	21	--	--	21
Platte	--	--	--	--	99	0	--	0	0	0	99	0	0	99
Polk	--	--	--	--	10	0	--	0	0	0	10	0	0	10
Richardson	--	9	--	0	11	1	7	--	--	--	31	--	--	31
Saline	--	1	--	--	3	--	1	--	--	--	7	--	--	7
Sarpy	--	--	--	--	71	--	1	--	--	--	72	--	--	72
Saunders	--	0	--	--	71	0	2	0	0	0	75	--	--	75
Seward	--	0	--	--	7	1	1	--	--	--	9	--	--	9
Sherman	--	--	--	--	--	--	--	--	--	0	0	--	--	0
Stanton	--	--	--	--	--	--	--	3	--	--	3	--	--	3
Thurston	--	2	--	--	0	--	0	--	--	--	3	--	--	3
Washington	--	2	--	--	--	--	--	--	--	0	2	--	--	2
Wayne	--	--	--	--	56	--	--	--	--	--	56	--	--	56
Webster	--	0	--	--	25	--	1	--	--	--	26	--	--	26
York	--	1	--	0	2	2	1	--	--	0	7	--	--	7
Total	--	24	0	1	1,496	5	39	9	9	1	1,600	8	9	1,730
Western Unit														
Antelope	--	0	--	--	6	--	--	--	--	0	7	--	--	7
Arthur	--	--	--	--	0	--	--	--	--	1	1	--	--	1
Boyd	--	--	--	--	22	--	--	--	--	--	22	--	--	22
Brown	--	--	--	--	11	--	--	--	--	--	11	--	--	11
Cherry	--	--	--	--	--	--	--	--	--	--	--	--	--	--
Dawes	--	--	--	--	--	--	--	--	--	--	--	--	--	--
Holt	--	0	--	--	21	--	0	--	--	--	22	--	--	22
Keya Paha	0	1	--	--	--	--	1	0	--	--	2	--	--	2
Kimball	--	--	--	--	6	--	--	--	--	6	14	--	--	14
Knox	--	0	--	--	45	--	0	--	--	--	46	--	--	46
Lincoln	--	--	--	--	--	--	--	--	--	--	--	--	--	--
Loup	--	--	--	--	--	--	--	--	--	--	--	--	--	--
McPherson	--	--	--	--	0	--	--	--	--	--	0	--	--	0
Rock	--	--	--	--	5	--	--	--	--	--	5	--	--	5
Sheridan	--	--	--	--	--	--	--	--	--	--	--	--	--	--
Sioux	--	0	--	--	--	--	--	--	--	--	0	--	--	0
Wheeler	--	--	--	--	--	--	--	--	--	--	--	--	--	--
Total	0	1	--	--	116	--	2	0	0	8	130	--	--	130
State total	0	25	0	1	1,612	5	41	9	9	1	1,730	8	9	1,730

0 = Less than 500 cubic feet.

Table may not sum due to rounding.

Table 13.—Disposition of residues produced at primary wood-using mills by Forest Inventory Unit, disposition, residue type, and softwoods and hardwoods, Nebraska, 2006

(In thousand green tons)

Forest Inventory Unit and disposition	Total all residues		Total wood residue				Wood residue				Residue type							
	Softwood	Hardwood	Softwood	Hardwood	Softwood	Hardwood	Coarse ¹		Fine ²		Softwood	Hardwood	Softwood	Hardwood				
							Softwood	Hardwood	Softwood	Hardwood								
All Units																		
Industrial fuel	0.73	7.14	0.72	7.11	0.04	6.77	0.67	0.34	0.01	0.03	0.01	0.03	0.01	0.03	0.01	0.03	0.01	0.03
Domestic fuel	0.23	1.77	0.21	1.58	0.20	1.39	0.01	0.18	0.02	0.19	0.02	0.19	0.02	0.19	0.02	0.19	0.02	0.19
Miscellaneous ³	2.96	51.10	2.93	39.01	0.09	22.43	2.83	16.58	0.03	12.09	0.03	12.09	0.03	12.09	0.03	12.09	0.03	12.09
Not used	0.51	7.56	0.40	5.79	0.23	3.48	0.18	2.31	0.11	1.77	0.11	1.77	0.11	1.77	0.11	1.77	0.11	1.77
Total	4.42	67.56	4.25	53.48	0.56	34.07	3.69	19.41	0.17	14.08	0.17	14.08	0.17	14.08	0.17	14.08	0.17	14.08
Eastern Unit																		
Industrial fuel	0.70	7.12	0.69	7.09	0.02	6.75	0.67	0.34	0.01	0.03	0.01	0.03	0.01	0.03	0.01	0.03	0.01	0.03
Domestic fuel	0.12	1.41	0.11	1.24	0.10	1.06	0.01	0.18	0.01	0.17	0.01	0.17	0.01	0.17	0.01	0.17	0.01	0.17
Miscellaneous ³	2.78	50.77	2.76	38.79	--	22.38	2.76	16.42	0.02	11.98	0.02	11.98	0.02	11.98	0.02	11.98	0.02	11.98
Not used	0.12	7.36	0.10	5.65	0.07	3.44	0.03	2.22	0.02	1.71	0.02	1.71	0.02	1.71	0.02	1.71	0.02	1.71
Total	3.71	66.66	3.66	52.77	0.19	33.62	3.47	19.15	0.05	13.89	0.05	13.89	0.05	13.89	0.05	13.89	0.05	13.89
Western Unit																		
Industrial fuel	0.02	0.02	0.02	0.02	0.02	0.02	--	--	--	--	--	--	--	--	--	--	--	--
Domestic fuel	0.12	0.36	0.10	0.34	0.10	0.34	0.01	--	0.02	0.02	0.02	0.02	0.02	0.02	0.02	0.02	0.02	0.02
Miscellaneous ³	0.17	0.34	0.16	0.22	0.09	0.05	0.07	0.16	0.01	0.12	0.01	0.12	0.01	0.12	0.01	0.12	0.01	0.12
Not used	0.39	0.20	0.31	0.14	0.16	0.04	0.15	0.10	0.08	0.06	0.08	0.06	0.08	0.06	0.08	0.06	0.08	0.06
Total	0.70	0.90	0.59	0.71	0.37	0.45	0.22	0.26	0.11	0.19	0.11	0.19	0.11	0.19	0.11	0.19	0.11	0.19

¹ Suitable for chipping such as slabs, edgings, veneer cores, etc.

² Not suitable for chipping such as sawdust, veneer clippings etc.

³ Livestock bedding, mulch, small dimension, specialty items, etc.

Table may not sum due to rounding.

Piva, Ronald J.; Adams, Dennis M. 2008. **Nebraska Timber Industry—An Assessment of Timber Product Output and Use, 2006**. Resour. Bull. NRS-28. Newtown Square, PA: U.S. Department of Agriculture, Forest Service, Northern Research Station. 54 p.

Presents recent Nebraska forest industry trends; production and receipts of industrial roundwood; and production of saw logs, veneer logs, excelsior/shavings, and other products in 2006. Logging residue generated from timber harvest operations is reported, as well as wood and bark residue generated at primary wood-using mills and disposition of mill residues.

KEY WORDS: Industrial roundwood, harvest residue, mill residue, production, receipts, saw logs, veneer logs

The U.S. Department of Agriculture (USDA) prohibits discrimination in all its programs and activities on the basis of race, color, national origin, sex, religion, age, disability, political beliefs, sexual orientation, and marital or family status. (Not all prohibited bases apply to all programs.) Persons with disabilities who require alternative means for communication of program information (Braille, large print, audiotape, etc.) should contact USDA's TARGET Center at 202-720-2600 (voice and TDD). To file a complaint of discrimination, write USDA, Director, Office of Civil Rights, Room 326-W, Whitten Building, 1400 Independence Avenue SW, Washington, DC 20250-9410 or call 202-720-5964 (voice and TDD). USDA is an equal opportunity provider and employer.



Printed on recycled paper



*Capitalizing on the strengths of existing science capacity
in the Northeast and Midwest to attain a more integrated
cohesive landscape scale research program*