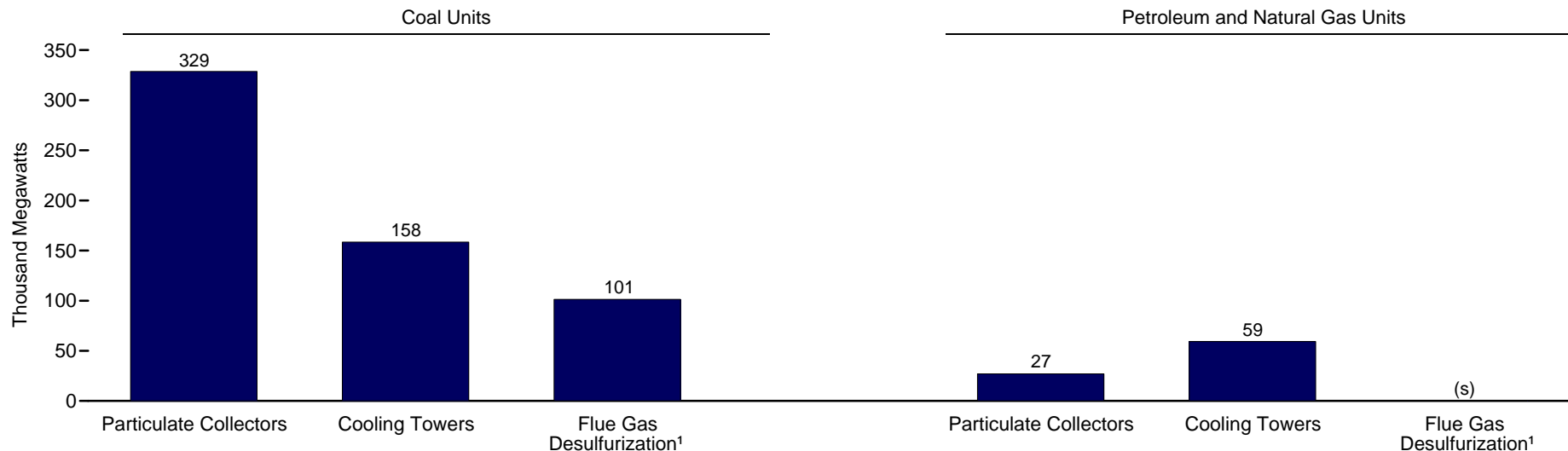
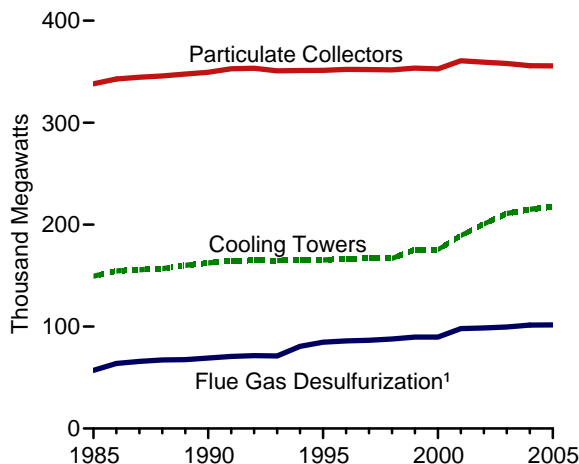


# Figure 12.8 Installed Nameplate Capacity of Steam-Electric Generators With Environmental Equipment

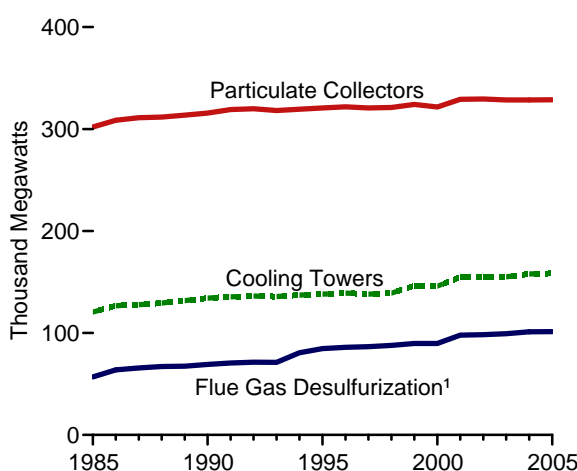
## By Fuel and Equipment Type, 2005



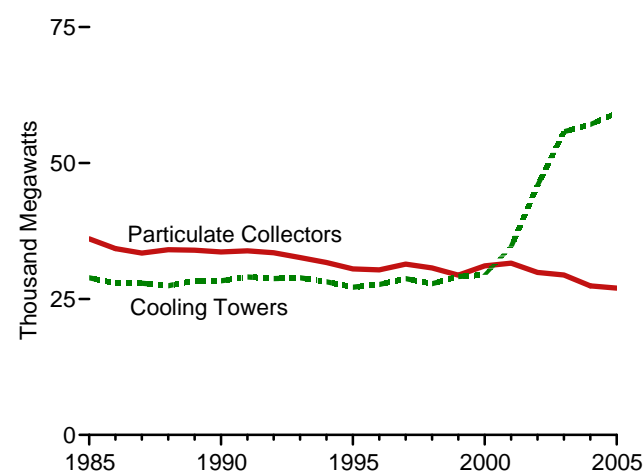
## Total Units by Equipment Type, 1985-2005<sup>2</sup>



## Coal Units by Equipment Type, 1985-2005<sup>2</sup>



## Petroleum and Natural Gas Units by Equipment Type, 1985-2005<sup>2</sup>



(s)=Less than 0.5 thousand megawatts.

<sup>1</sup> Also called "scrubbers."

<sup>2</sup> Through 2000, data are for electric utility plants with fossil-fueled steam-electric capacity of 100 megawatts or greater. Beginning in 2001, data are for electric utility and unregulated generating plants (independent power producers, commercial plants, and industrial plants) in

operating or standby status, with fossil-fueled steam-electric capacity of 100 megawatts or greater, or combustible-renewable steam electric capacity of 10 megawatts or greater.

Notes: • Components are not additive because some generators are included in more than one category. • Because vertical scales differ, graphs should not be compared.

Source: Table 12.8.