

Full Year Resident - SHORT FORM 2S - Individual Income Tax Return

MONTANA
1999
Full Year Resident ONLY
Filing from a Montana Address

LAST NAME		Your First Name & Middle Initial		<input type="checkbox"/> DECEASED	Your Social Security No.	
Spouse's Last Name if Different		Spouse's First Name & Middle Initial		<input type="checkbox"/> DECEASED	Spouse's Social Security No.	
MAILING ADDRESS (Montana Addresses Only)		City		Zip Code + 4		MT 59

Filing Status *Check One*

1 Single 2 Married filing joint return 3 Head of Household (see Instructions)

For TAX DUE mail to: Dept. of Revenue
 PO Box 6308
 Helena, MT 59604-6308

ALL OTHER RETURNS & REFUNDS mail to:
 Dept. of Revenue
 PO Box 6577
 Helena, MT 59604-6577

EXEMPTIONS Regular 65 or Over Blind *All filers are entitled to at least one exemption*

1. Yourself Regular 65 or Over Blind Enter number checked 1

2. Spouse Regular 65 or Over Blind Enter number checked 2

3. Dependents

Name	Do Not Claim Yourself or Spouse	check if under age 1	If age one or over, dependents social security number	Relationship

3. Dependents 3

4. Handicapped Dependent Attach Doctor's Certification 4

5. Add lines 1, 2, 3 and 4 (if additional dependents, see instructions) **Total Number Exemptions** 5

File on or Before April 15, 2000

April 2000						
						1
2	3	4	5	6	7	8
9	10	11	12	13	14	15
16	17	18	19	20	21	22
23	24	25	26	27	28	29
30						

REPORT YOUR INCOME


6. Wages, salaries, tips, etc. Attach W-2 (s)	6.		ROUND TO NEAREST DOLLAR If no entry leave blank
7. Taxable interest income Attach Federal Schedule if over \$400	7.		
8. Dividend income Attach Federal Schedule if over \$400	8.		
9. Federal taxable pensions, IRA Distributions, annuities Attach 1099R's	9.		
10. Unemployment, alimony, state refund, etc, specify _____	10.		
11. Total of lines 6 thru 10	11.	TOTAL	
12. Adjustments: moving expense, IRA, alimony, student loan interest, etc., specify _____	12.		
13. FEDERAL ADJUSTED GROSS INCOME (Subtract line 12 from line 11)	13.		






14. Add ♦ Interest on state & county municipal bonds (non-Montana) and/or federal refund (see instructions)	14.	
15. Subtract ♦ Exempt pension and annuity income - see Form W, page 2	15.	
16. ♦ Interest exclusion for elderly.	16.	
17. ♦ Interest exclusion for savings bonds, etc. (specify) _____	17.	
18. ♦ Unemployment	18.	
19. ♦ Other reductions (including tips, medical savings account, family education savings account, etc. specify) _____	19.	
20. Total adjustments decreasing income (add lines 15 thru 19)	20.	TOTAL
21. Montana adjusted gross income (add lines 13 and 14, subtract line 20)	21.	



22. (A) Standard deduction - see Form W, page 2 } <input type="checkbox"/> (A)	22.	
(B) Federal income taxes paid or withheld in 1999. } <input type="checkbox"/> (B)		
23. Multiply \$1,610 times the number of exemptions in Box 5 above	23.	
24. Add lines 22 and 23	24.	TOTAL
25. Taxable income. Subtract line 24 from 21 (if less than zero enter zero)	25.	
26. Tax on amount on line 25 from tax table on back of this form	26.	
27. In boxes below, enter any amount you and your spouse would like to contribute. See instructions.	27.	



Nongame Wildlife Program 	Child Abuse Prevention 	Agriculture in MT Schools 	28. <input type="text"/>	29. <input type="text"/>	30. <input type="text"/>	Enter total amounts in boxes..... 27.
--	--	---	--------------------------	--------------------------	--------------------------	---------------------------------------

ATTACH WITHHOLDING STATEMENTS

31. Total Tax — Add lines 26 and 27	31.	
32. Montana tax withheld..... Attach withholding statements W-2(s), 1099(s) etc. 32.	32.	
33. Elderly Homeowner/ Renter Credit- Attach Form 2EC with your receipts. 33.	33.	
34. Add lines 32 and 33	34.	
35. If line 34 is larger than line 31 enter difference (refunds of more than \$1.00 will be issued) REFUND 35.	35.	

If you wish to use direct deposit enter your RTN# and ACCT# below. See instructions

RTN# ACCT# Checking Savings

36. If line 31 is larger than line 34 enter difference TAX DUE 36.	36.	
37. Penalties (see instructions for calculation of penalties)	37.	
Under Pay Pen. <input type="text"/> Late File <input type="text"/> Late Pay <input type="text"/> Interest <input type="text"/> TOTAL OF BOXES 37.	37.	

SIGN YOUR RETURN

38. **TOTAL DUE** Add lines 36 & 37. Attach check or money order for full amount if \$1.00 or more.
 Payable to the Department of Revenue. 38.
 Include your payment with the payment coupon provided in this booklet.

Name, Address & Telephone Number of Preparer	<input type="checkbox"/> My/our initials authorize the State to contact the preparer regarding this return. I/we waive my/our constitutional right of privacy for this limited purpose.	<input type="checkbox"/> If you do not need state income tax forms and instructions mailed to you next year, check box.
--	---	---



X _____ X _____
 Your Signature Date Telephone Number Spouse signature (if filing jointly, both must sign) Date

I declare under penalty of false swearing that the information in this return and attachments is true, correct and complete.
 Questions? Please call 1-406-444-6900 or TDD 1-406-444-2830 for hearing impaired. ☎

If Taxable Income is:				TAX TABLE				If Taxable Income is:			
Over	But not over		Multiply by and Subtract = Tax	Over	But not over		Multiply by and Subtract = Tax				
\$ 0	\$ 2,000	X	2 %	\$ 0	\$16,100	\$20,100	X	7 %	\$ 422		
\$ 2,000	\$ 4,000	X	3 %	\$ 20	\$20,100	\$28,200	X	8 %	\$ 623		
\$ 4,000	\$ 8,000	X	4 %	\$ 60	\$28,200	\$40,200	X	9 %	\$ 905		
\$ 8,000	\$12,100	X	5 %	\$ 140	\$40,200	\$70,400	X	10 %	\$1,307		
\$12,100	\$16,100	X	6 %	\$ 261	\$70,400		X	11 %	\$2,011		

Example = taxable income \$2,400 x 3% (.03) = \$72 subtract \$20 = \$52 tax

Standard Deduction Worksheet



1. Enter amount from line 21 of Form 2S. 1. _____
2. Enter 20% of line 1. 2. _____
3. Enter the amount from below that corresponds to your filing status:
 - Joint or head of household (filing status 2 or 6): \$6,040
 - Single or separate (filing status 1,3,4, or 5): \$3,0203. _____
4. Enter the amount from line 2 or line 3, whichever is smaller. 4. _____
5. Enter the amount from below that corresponds to your filing status:
 - Joint or head of household (filing status 2 or 6): \$2,680
 - Single or separate (filing status 1,3,4 or 5): \$1,3405. _____
6. Enter the amount from line 4 or line 5, whichever is larger. This is your standard deduction. Transfer this amount to line 22, Form 2S. 6. _____

Questions? Please call 1-406-444-6900 or TDD 1-406-444-2830 for hearing impaired.