



Agricultural Marketing Service

Fruit and Vegetable Market News Branch

National Fruit and Vegetable Retail Report

Websites: www.marketnews.usda.gov/portal/fv and http://www.ams.usda.gov/mnreports/fvwretail.pdf

Volume III – Number 2

Issued Weekly

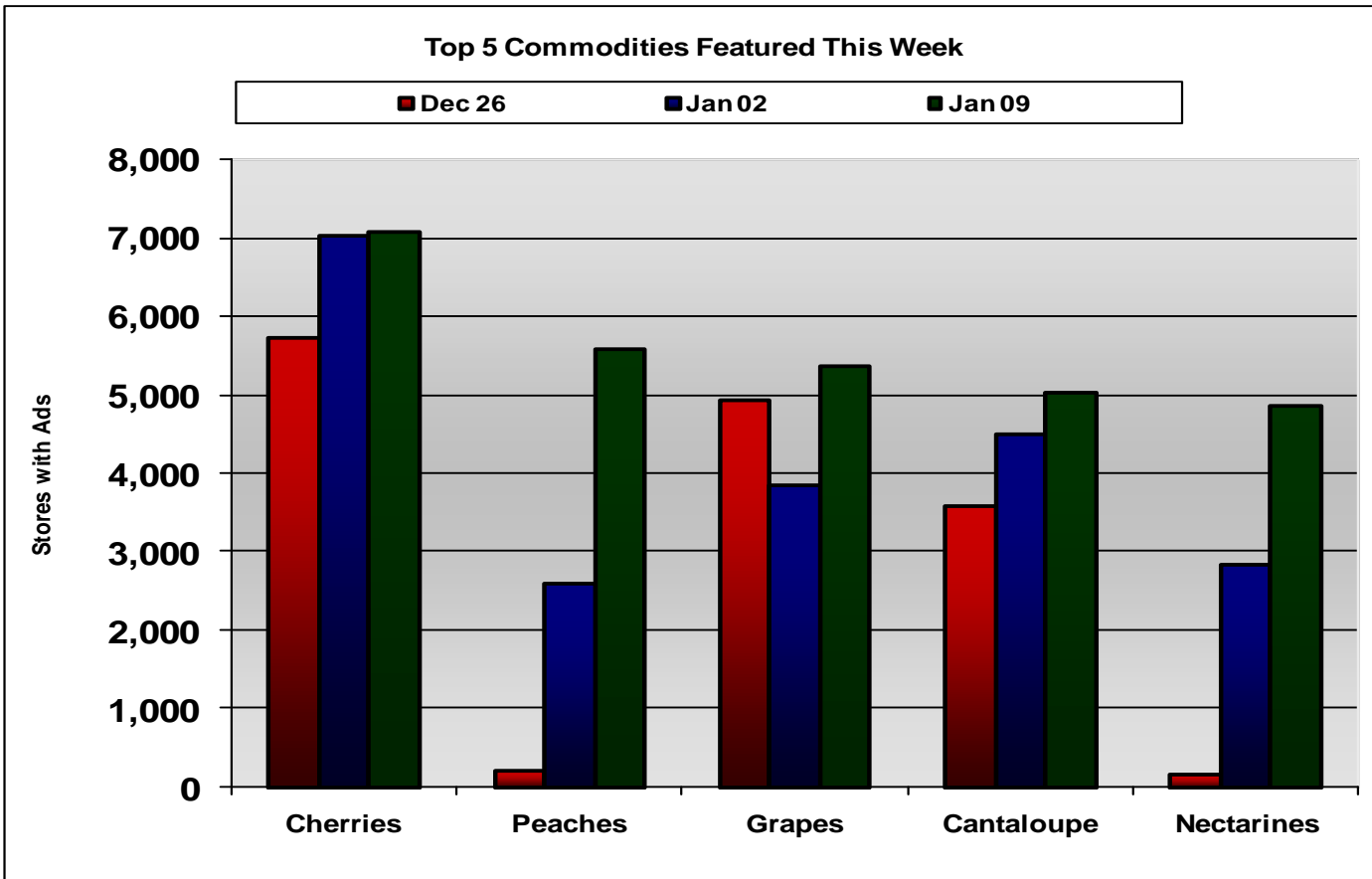
Friday, January 9, 2009

Advertised Prices for Fruits & Vegetables at Major Retail Supermarket Outlets 1/3 to 1/15<sup>1, 2</sup>

Savings and Healthy Eating Dominate Ads

Many retailers nationwide showcased "savings for the new year" this week. 10 for \$10 offers were a main feature for grocers, offering sales as diverse as canned goods, fresh produce, and personal hygiene products. Produce ads continue to be dominated by imported goods and storage crops, such as onions, potatoes and fruits from South America. In addition, many retailers were promoting foods related to healthy eating to attract those with New Year's resolutions to lose weight and eat better.

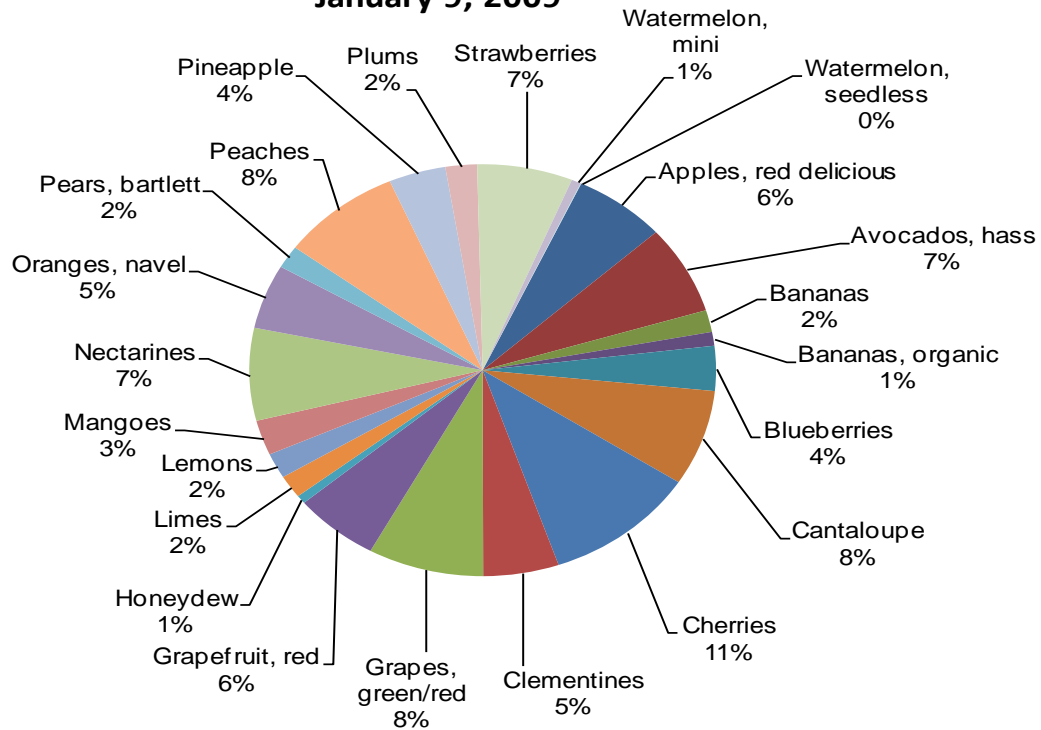
Overall fresh produce ad activity was up nearly 5% compared to last week and corresponded to an increase of 7.5% in the number of fruit ads and an increase of more than 1% on vegetables. The top 5 featured items were all fruits and accounted for roughly 42% of all fruits ads. These included: cherries, peaches, grapes, cantaloupe and nectarines. Blueberry ads were over 5,800 when adding together all 3 package types featured in this report, making it the second most featured item. Again, strawberries saw a significant increase in ad activity, and many retailers specified their stock was from Florida. Also of note was a significant increase in the number of yellow onion and russet potato ads this week.



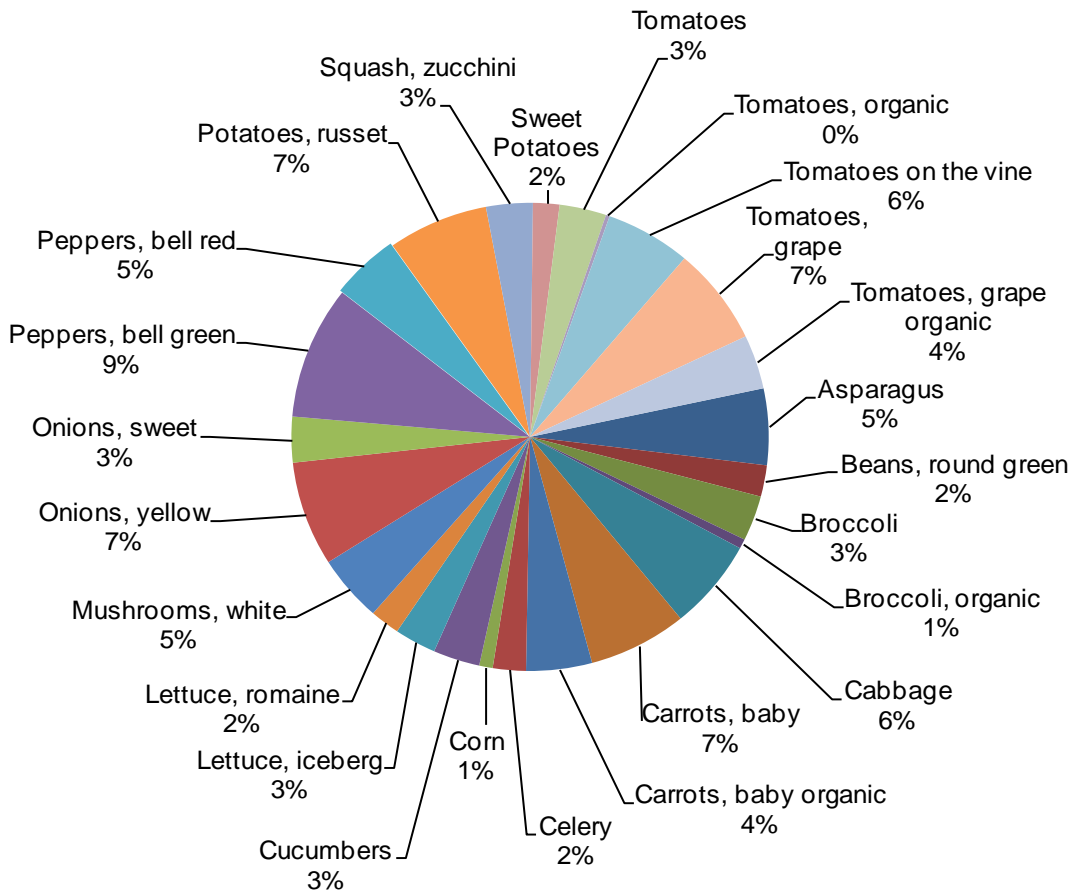
1 - Fruit and Vegetable Market News surveys more than 200 retailers, comprising roughly 17,000 individual stores, with online weekly advertised features.

2 - Date range reflects one week of data collection ending on the report release date and encompasses ad pricing good from the Saturday before report release date through the following Thursday.

**Fruits as Percentage of Total Fruit Ads  
January 9, 2009**



**Vegetables as Percentage of Total Vegetable Ads  
January 9, 2009**





**NATIONAL SUMMARY**

FRUIT	THIS WEEK		LAST WEEK		LAST YEAR		VEGETABLE	THIS WEEK		LAST WEEK		LAST YEAR	
	Stores with Ads	Wtd Avg Prices	Stores with Ads	Wtd Avg Prices	Stores with Ads	Wtd Avg Prices		Stores with Ads	Wtd Avg Prices	Stores with Ads	Wtd Avg Prices	Stores with Ads	Wtd Avg Prices
Apples, red delicious	4,271	1.17	3,066	1.26	3,219	0.97	Asparagus	2,398	2.85	1,494	2.61	617	3.04
Avocados, hass each	4,676	1.21	7,707	1.05	4,284	1.22	Beans, round green	982	1.76	1,176	1.56	2,100	1.43
Bananas	1,152	0.52	831	0.51	1,046	0.42	Broccoli per bunch	1,418	1.61	702	1.57	1,525	1.70
Bananas, organic	725	0.87	194	0.62	790	0.82	Broccoli, organic per bunch	300	2.93	170	2.13	566	2.41
Blueberries 4.4 oz	2,357	2.74	3,281	2.56	6,048	2.59	Cabbage	2,840	0.51	2,694	0.36	1,429	0.40
Cantaloupe each	5,044	2.10	4,513	2.03	4,723	2.36	Carrots, baby 1 lb bag	3,033	1.32	4,015	1.36	4,472	1.27
Cherries	7,083	3.49	7,046	3.63	5,953	3.56	Carrots, baby organic 1 lb bag	2,025	1.58	2,444	1.70	3,378	1.58
Clementines 5lb pkg	3,510	5.97	4,408	6.14	3,115	5.84	Celery each	1,017	1.25	1,837	1.20	1,525	1.09
Grapes, green/red	5,371	2.00	3,859	1.94	465	2.59	Corn each	416	0.47	165	0.67	258	0.46
Grapefruit, red each	3,944	0.58	2,770	0.71	4,279	0.73	Cucumbers each	1,436	0.64	2,948	0.60	1,939	0.66
Honeydew each	441	3.32	237	3.05	963	3.28	Lettuce, iceberg each	1,283	0.98	1,088	1.01	1,354	0.89
Limes each	1,204	0.34	4,127	0.32	1,002	0.40	Lettuce, romaine each	918	1.22	43	0.86	619	0.97
Lemons each	1,324	0.51	2,912	0.46	784	0.62	Mushrooms, white 8 oz pkg	2,085	1.65	2,237	1.64	3,315	1.66
Mangoes each	1,841	1.06	3,245	1.23	5,193	0.99	Onions, yellow 3 lb bag	3,281	1.71	1,850	1.84	2,147	1.50
Nectarines, yellow flesh	4,864	2.14	2,849	2.42	3,870	2.42	Onions, sweet yellow	1,433	1.08	1,576	1.27	3,911	1.10
Oranges, navel each	3,392	0.62	2,084	0.63	3,128	0.50	Peppers, bell green each	2,298	0.63	1,256	0.71	1,525	0.69
Pears, bartlett	1,194	1.34	1,881	1.40	878	1.26	Peppers, bell green each	1,875	1.46	2,133	1.71	2,804	1.26
Peaches, yellow flesh	5,583	2.06	2,605	2.47	3,803	2.39	Peppers, bell red each	678	1.08	1,477	1.34	1,155	0.98
Pineapple each	2,644	3.76	1,629	3.42	3,142	3.32	Peppers, bell red each	1,338	2.57	2,215	2.83	1,232	2.96
Plums	1,465	2.18	109	2.49	293	3.49	Potatoes, russett 5 lb bag	3,090	2.63	1,025	2.59	3,861	2.36
Strawberries 1 lb pkg	4,436	2.96	2,676	3.04	5,450	2.79	Squash, zucchini	1,435	1.18	2,048	1.31	1,633	1.14
Strawberries, organic 1 lb pkg			32	3.50			Sweet potatoes	813	0.88	505	0.81	1,022	0.95
Watermelon, miniature each	441	3.78	149	3.04	1,871	2.89	Tomatoes	1,441	1.25	1,219	1.39	1,644	1.79
Watermelon, seedless each	28	3.49			85	2.99	Tomatoes, organic	118	1.98				
							Tomatoes on the vine	2,629	2.21	3,099	2.52	2,016	2.70
							Tomatoes, grape 1 pint	3,062	2.32	4,031	2.14	2,990	2.36
							Tomatoes, grape organic 1 pint	1,694	2.87	1,417	2.96	159	3.22

**Selected Seasonal and Other Weekly Items**

ITEM	THIS WEEK		LAST WEEK		ITEM	THIS WEEK		LAST WEEK	
	Stores with Ads	Wtd Avg Prices	Stores with Ads	Wtd Avg Prices		Stores with Ads	Wtd Avg Prices	Stores with Ads	Wtd Avg Prices
Blueberries 6 oz pkg	2,810	2.18			Round Red Potatoes 5 lb bag	805	3.07	1,835	3.04
Blueberries pint pkg	652	3.35			Navel Oranges per lb	3,395	0.91	2,424	0.78
Blackberries 6 oz pkg	4,333	2.20			D'Anjou Pears per lb	3,980	1.30	2,657	1.31
Russet Potatoes per lb	2,147	0.76	1,055	0.69	Raspberries 6 oz	230	2.56	1,238	2.66
Russet Potatoes 10 lb bag	1,945	3.87	1,050	3.00	Gala Apples per lb	1,428	1.22	2,777	1.30

Wtd Avg = Simple weighted average

Prices are in dollars per pound unless otherwise stated.



Fruit and Vegetable Retail Report VOL. III – No. 2

Page 4

Week of Friday, January 9, 2009

Region	NORTHEAST U.S.			SOUTHEAST U.S.			MIDWEST U.S.		
States	(CT,DE,MA,MD,ME,NH,NJ,NY,PA,RI,VT)			(AL,FL,GA,MS,NC,SC,TN,VA,WV)			(IA,IL,IN,KY,MI,MN,ND,NE,OH,SD,WI)		
Fruit	Price Range	Stores with Ads	Wtd. Avg	Price Range	Stores with Ads	Wtd. Avg	Price Range	Stores with Ads	Wtd. Avg
Apples, red delicious	0.78 - 1.69	888	1.21	0.79 - 1.69	1,402	1.18	0.98 - 1.38	977	1.15
Avocados, hass	0.79 - 1.67 each	1,420	1.36	1.00 - 1.50 each	92	1.36	0.99 - 1.28 each	545	1.13
Bananas	0.59	69	0.59	0.59	2	0.59	0.49	24	0.49
Bananas, organic	0.89	18	0.89	0.77	126	0.77			
Blueberries	2.50 - 3.00 4.4 oz	389	2.74	2.00 - 3.99 4.4 oz	1,579	2.89	2.50 - 2.88 4.4 oz	63	2.71
Cantaloupe	1.47 - 2.99 each	1,533	1.88	1.50 - 2.99 each	2,437	2.13	1.88 - 3.00 each	765	2.40
Cherries	2.44 - 4.99	1,879	3.84	2.79 - 4.99	2,212	3.19	1.99 - 4.99	893	3.95
Clementines	4.88 - 6.99 5lb container	1,439	6.21	4.99 - 5.99 5lb container	914	5.96	4.97 - 7.99 5lb container	767	5.57
Grapes, green/red	0.99 - 2.99	1,746	2.11	1.68 - 2.49	1,716	2.00	1.48 - 2.79	1,049	1.84
Grapefruit, red	0.33 - 1.49 each	817	0.64	0.50 - 1.25 each	669	0.72	0.33 - 1.50 each	280	0.94
Honeydew	2.98 - 3.99 each	238	3.81	2.50 - 3.99 each	144	2.74	2.50 - 2.99 each	59	2.78
Limes	0.34 - 0.67 each	522	0.45	0.50 - 0.67 each	63	0.53	0.34 each	201	0.34
Lemons	0.25 - 0.67 each	755	0.54	0.34 - 0.67 each	25	0.47	0.40 - 0.67 each	205	0.66
Mangoes	0.99 - 1.50 each	853	1.01	0.99 - 1.50 each	378	1.18	0.88 - 0.98 each	235	0.91
Nectarines	0.98 - 2.49	1,904	1.96	1.48 2.49	1,919	2.20	1.99 - 2.49	312	2.29
Oranges, navel	0.25 - 1.25 each	1,552	0.78	0.34 - 1.25 each	512	0.64	0.25 - 0.99 each	784	0.45
Pears, bartlett	1.49 - 1.69	142	1.61	0.99 - 1.69	491	1.47	0.99 - 1.29	434	1.12
Peaches	0.98 - 2.99	2,101	2.06	1.48 - 2.49	1,919	2.20	1.99 - 2.49	312	2.29
Pineapple	2.99 - 3.99 each	603	3.77	2.99 - 3.99 each	152	3.44	3.69 - 3.99 each	290	3.79
Plums	1.99 - 2.50	868	2.07	1.48 - 2.49	316	1.84			
Straw berries	1.99 - 3.99 16 oz pkg	768	2.96	2.00 - 3.99 16 oz pkg	2,320	2.95	2.50 - 3.99 16 oz pkg	637	3.26
Straw berries, organic									
Watermelon, miniature	3.99 - 4.99 each	167	4.15	3.99 each	126	3.99	2.50 - 2.99 each	112	2.78
Watermelon, seedless							3.49 each	28	3.49

Wtd Avg = Simple weighted average

Prices are in dollars per pound unless otherwise stated.



Fruit and Vegetable Retail Report VOL. III – No. 2

Page 5

Week of Friday, January 9, 2009

Region	SOUTH CENTRAL U.S.			SOUTHWEST U.S.			NORTHWEST U.S.		
States	(AR,CO,KS,LA,MO,NM,OK,TX)			(AZ,CA,NV,UT)			(ID,MT,OR,WA,WY)		
Fruit	Price Range	Stores with Ads	Wtd. Avg	Price Range	Stores with Ads	Wtd. Avg	Price Range	Stores with Ads	Wtd. Avg
Apples, red delicious	0.77 - 1.88	841	1.14	0.50 - 1.25	133	1.05	0.88 - 1.88	30	1.29
Avocados, hass	0.50 - 1.19 each	687	0.96	0.25 - 2.00 each	1,690	1.16	0.88 - 1.67 each	242	1.46
Bananas	0.57 - 0.67	258	0.62	0.39 - 0.59	612	0.46	0.33 - 0.67	187	0.52
Bananas, organic	0.79	24	0.79	0.59 - 0.99	146	0.84	0.79 - 0.99	411	0.91
Blueberries	1.99 - 2.50 4.4 oz	306	2.00	2.00 - 2.99 4.4 oz	20	2.40			
Cantaloupe	1.69 - 2.50 each	224	2.13	2.49 each	85	2.49			
Cherries	2.88 - 4.99	983	3.73	1.99 - 5.99	803	2.87	2.99 - 3.99	313	3.03
Clementines	5.99 5lb container	53	5.99	5.88 - 5.99 5lb container	257	5.88	5.99 5lb container	80	5.99
Grapes, green/red	1.79 - 2.50	455	2.12	0.99 - 2.99	377	1.82	1.49	28	1.49
Grapefruit, red	0.20 - 1.00 each	685	0.41	0.20 - 0.69 each	1,111	0.55	0.25 - 0.99 each	382	0.38
Honeydew									
Limes	0.05 - 0.17 each	172	0.12	0.17 - 0.20 each	217	0.19	0.33 each	29	0.33
Lemons	0.13 each	80	0.13	0.29 - 0.50 each	217	0.42	0.33 each	42	0.33
Mangoes	0.88 - 1.50 each	171	1.37	1.00 each	204	1.00			
Nectarines	1.89 - 2.50	317	2.18	0.99 - 2.99	210	2.09	2.99	202	2.99
Oranges, navel	0.25 - 1.00 each	294	0.45	0.33 each	48	0.33	0.34 each	202	0.34
Pears, bartlett				1.25 - 1.49	127	1.27			
Peaches	1.89 - 2.50	317	2.18	0.99 - 2.99	732	1.32	2.99	202	2.99
Pineapple	3.99 each	286	3.99	2.77 - 3.99 each	1,012	3.65	3.99 each	301	3.99
Plums	2.29	31	2.29	2.99	48	2.99	2.99	202	2.99
Straw berries	1.99 - 3.99 16 oz pkg	701	2.69	3.47 16 oz pkg	10	3.47			
Straw berries, organic									
Watermelon, miniature	4.49 each	36	4.49						
Watermelon, seedless									

Wtd Avg = Simple weighted average

Prices are in dollars per pound unless otherwise stated.



Fruit and Vegetable Retail Report VOL. III – No. 2

Page 6

Week of Friday, January 9, 2009

Region	NORTHEAST U.S.			SOUTHEAST U.S.			MIDWEST U.S.		
States	(CT,DE,MA,MD,ME,NH,NJ,NY,PA,RI,VT)			(AL,FL,GA,MS,NC,SC,TN,VA,WV)			(IA,IL,IN,KY,MI,MN,ND,NE,OH,SD,WI)		
Vegetable	Price Range	Stores with Ads	Wtd. Avg	Price Range	Stores with Ads	Wtd. Avg	Price Range	Stores with Ads	Wtd. Avg
Asparagus	1.99 - 3.99	725	2.92	2.49 - 3.99	211	3.77	1.99 - 3.49	1,012	2.60
Beans, round green	1.29 - 1.88	293	1.61	1.29 - 1.69	140	1.46	1.29	12	1.29
Broccoli	1.50 per bunch	104	1.50	1.29 - 2.99 per bunch	974	1.69	1.48 per bunch	165	1.48
Broccoli, organic	2.99 - 3.00 per bunch	129	2.99	3.00 per bunch	155	3.00			
Cabbage	0.39 - 0.59	412	0.51	0.29 - 0.69	613	0.45	0.39 - 0.49	287	0.47
Carrots, baby	0.99 - 1.69 1 lb bag	1,307	1.48	0.99 - 2.00 1 lb bag	349	1.32	0.99 - 1.67 1 lb bag	609	1.13
Carrots, baby organic	1.50 - 2.00 1lb bag	647	1.66	1.50 1lb bag	10	1.50	1.00 - 1.99 1lb bag	378	1.36
Celery	1.49 - 2.00 each	131	1.74	1.49 - 2.00 each	510	1.33	1.00 each	208	1.00
Corn	0.50 - 0.60 each	27	0.50	0.60 each	155	0.60			
Cucumbers	0.50 each	26	0.50	0.60 - 0.98 each	54	0.90	0.50 - 0.67 each	507	0.63
Lettuce, iceberg	0.98 - 1.79 each	253	1.48	0.78 - 1.28 each	87	0.96	0.79 - 1.00 each	61	0.90
Lettuce, romaine	0.99 each	49	0.99						
Mushrooms, w hite	1.50 - 2.00 8 oz pkg	278	1.76	1.00 - 2.50 8 oz pkg	498	1.86	1.00 - 2.00 8 oz pkg	942	1.48
Onions, yellow	1.47 - 1.99 3 lb bag	897	1.91	0.99 - 2.49 3 lb bag	696	1.86	0.99 - 1.99 3 lb bag	847	1.56
Onions, sw eet yellow	0.59 - 1.69	806	1.06	0.78 - 1.69	413	1.27	0.78	63	0.78
Peppers, bell green				0.60 - 0.99 each	308	0.81	0.50 - 1.00 each	595	0.67
Peppers, bell green	0.98 - 1.99	1,075	1.47	1.28 - 1.79	111	1.61	0.99 - 1.69	653	1.46
Peppers, bell red				1.00 each	54	1.00	1.00 - 1.67 each	181	1.18
Peppers, bell red	1.99 - 3.99	626	3.10	1.99 - 2.99	14	2.28	1.49 - 2.99	342	2.08
Potatoes, russet	1.99 - 3.99 5 lb bag	897	3.34	1.99 - 3.99 5 lb bag	635	2.87	1.50 - 2.50 5 lb bag	732	2.18
Squash, zucchini	0.99 - 1.49	426	1.13	1.49	74	1.49	1.25 - 1.88	271	1.41
Sw eet potatoes	0.69 - 1.00	305	0.91	0.69 - 0.89	351	0.86	0.79	28	0.79
Tomatoes	0.77 - 0.99	396	0.89	0.69 - 1.49	191	1.09	0.99 - 1.28	297	1.08
Tomatoes, organic									
Tomatoes on the vine	1.99 - 2.99	828	2.56	1.28 - 2.99	1,316	1.90	1.99 - 2.99	294	2.33
Tomatoes, grape	1.50 - 3.00 1 pint	1,578	2.29	0.99 - 2.99 1 pint	580	2.37	1.47 - 2.50 1 pint	536	2.16
Tomatoes, grape organic	2.00 - 3.00 1 pint	455	2.59	2.99 - 3.50 1 pint	120	3.18	2.49 - 3.29 1 pint	614	2.93

Wtd Avg = Simple weighted average

Prices are in dollars per pound unless otherwise stated.



Fruit and Vegetable Retail Report VOL. III – No. 2

Page 7

Week of Friday, January 9, 2009

Region	SOUTH CENTRAL U.S.			SOUTHWEST U.S.			NORTHWEST U.S.		
States	(AR,CO,KS,LA,MO,NM,OK,TX)			(AZ,CA,NV,UT)			(ID,MT,OR,WA,WY)		
Vegetable	Price Range	Stores with Ads	Wtd. Avg	Price Range	Stores with Ads	Wtd. Avg	Price Range	Stores with Ads	Wtd. Avg
Asparagus	2.49	118	2.49	1.99 - 3.99	325	2.99	1.98	7	1.98
Beans, round green	1.00 - 1.39	34	1.23	1.69 - 1.99	503	1.99			
Broccoli	1.19 - 1.50 per bunch	175	1.35						
Broccoli, organic				1.69 per bunch	16	1.69			
Cabbage	0.25 - 0.69	369	0.41	0.25 - 0.69	976	0.54	0.69 - 0.79	183	0.78
Carrots, baby	0.99 - 1.50 1 lb bag	590	1.15	1.50 1 lb bag	119	1.50	1.00 1 lb bag	59	1.00
Carrots, baby organic	1.29 - 1.69 1 lb bag	72	1.44	1.50 - 1.88 1lb bag	899	1.63	1.28 - 1.50 1lb bag	19	1.41
Celery	0.79 - 1.29 each	147	0.99	0.50 each	21	0.50			
Corn				0.25 - 0.49 each	234	0.38			
Cucumbers	0.45 - 0.79 each	529	0.58	0.69 - 1.00 each	81	0.78	0.58 - 0.69 each	239	0.68
Lettuce, iceberg	0.77 - 1.00 each	211	0.89	0.50 - 0.89 each	404	0.59	0.89 - 1.29 each	267	1.21
Lettuce, romaine	1.00 - 1.49 each	358	1.18	1.00 - 1.49 each	290	1.28	0.87 - 1.29 each	221	1.27
Mushrooms, w hite	1.00 - 1.99 8 oz pkg	160	1.40	1.99 - 2.00 8 oz pkg	186	1.99	1.27 - 1.77 8 oz pkg	21	1.39
Onions, yellow	1.00 - 1.98 3 lb bag	269	1.32	1.49 - 1.99 3 lb bag	362	1.72	1.28 - 1.47 3 lb bag	210	1.46
Onions, sw eet yellow	0.79 - 1.00	139	0.82				0.78	12	0.78
Peppers, bell green	0.49 - 0.79 each	495	0.63	0.33 - 0.69 each	673	0.49	0.50 - 0.69 each	227	0.68
Peppers, bell green				0.50	36	0.50			
Peppers, bell red	0.99 - 1.00 each	363	1.00				1.25 each	80	1.25
Peppers, bell red	2.99	67	2.99	0.97 - 2.99	289	1.94			
Potatoes, russet	1.97 - 2.99 5 lb bag	230	2.54	1.25 - 2.50 5 lb bag	355	2.32	1.00 - 2.00 5 lb bag	241	1.28
Squash, zucchini	0.99 - 1.29	362	1.05	0.50 - 1.29	297	1.10	0.88	5	0.88
Sw eet potatoes	0.69 - 0.77	101	0.75				1.49	28	1.49
Tomatoes	0.98 - 1.99	156	1.55	0.49 - 1.99	401	1.67			
Tomatoes, organic							1.98	118	1.98
Tomatoes on the vine	1.99	47	1.99	1.99 - 2.99	131	2.88	1.99	13	1.99
Tomatoes, grape	1.99 - 2.99 1 pint	327	2.66	2.50 1 pint	17	2.50	1.67 - 2.50 1 pint	24	2.05
Tomatoes, grape organic				2.50 - 2.99 1 pint	505	2.98			

Wtd Avg = Simple weighted average  
 Prices are in dollars per pound unless otherwise stated.



## Weekly Snapshot of Organic Retail Features

This supplemental report is a list of other organic items found in the retail ads of those stores surveyed as part of the National Fruit and Vegetable Report. The prices shown are the range of prices encountered and are not weighted average prices. Descriptions of the items are largely as shown in the retail ads. Prices are in dollars.

Item	Unit of Sale	Price range
Apples, Braeburn	Per lb	0.98 -2.29
Apples, Fuji	Per lb	0.98 -2.49
Apples, Fuji	3 lb bag	3.99
Apples, Gala	Per lb	0.98 -1.99
Apples, Gala	3 lb bag	3.99
Apples, Golden Delicious	Per lb	1.49 -1.99
Apples, Granny Smith	Per lb	1.50 -1.99
Apples, Granny Smith	3 lb bag	3.99
Apples, Jonagold	Per lb	0.99 -1.49
Apples, Mixed	Per lb	1.99
Apples, Pink Lady	Per lb	1.69
Apples, Red Delicious	3 lb bag	2.49
Apples, Red Delicious	Per lb	1.00 -1.99
Avocados, Hass	Each	0.88 -2.00
Blueberries	4.4-6 oz pkg	2.97 -3.99
Broccoli	Per lb	2.29
Broccoli Crowns	9 oz pkg	2.99
Carrots, Loose	Per lb	0.99 -1.69
Carrots, Whole bagged	5 lb bag	4.99 -5.99
Carrots, Bunched w/ tops	Per bunch	1.59
Cauliflower	Each	3.48
Cauliflower	Per lb	3.99
Celery	Per lb	0.99
Celery	Each	0.99 -1.99
Celery Hearts	2 ct pkg	1.89 -3.69
Cherries	Per lb	7.99
Cucumbers	Each	0.88 -0.99
Eggplant	Each	1.50
Grapefruit	Per lb	1.49 -1.99
Grapefruit, Red	4 lb bag	5.99
Kiwifruit	Each	0.39 -0.80
Lemons	Each	0.50
Lettuce, Iceberg	Each	1.49 -1.99
Lettuce, Red and Green Leaf	Per lb	2.49
Lettuce, Red and Green Leaf	Per bunch	2.00
Lettuce, Romaine	5 oz pkg	2.99

**Wtd Avg = Simple weighted average**

**Prices are in dollars per pound unless otherwise stated.**





## Weekly Snapshot of Organic Retail Features

This supplemental report is a list of other organic items found in the retail ads of those stores surveyed as part of the National Fruit and Vegetable Report. The prices shown are the range of prices encountered and are not weighted average prices. Descriptions of the items are largely as shown in the retail ads. Prices are in dollars.

Item	Unit of Sale	Price range
Lettuce, Romaine Hearts	3 ct pkg	2.48 -3.99
Lettuce, Romaine Hearts	12 oz pkg	2.99 -3.49
Lettuce, Romaine Baby	5-7 oz pkg	2.50 -3.99
Lettuce, Romaine Baby	11 oz pkg	4.99 -5.99
Lettuce, Romaine Baby	16 oz pkg	5.49 -6.99
Mangos	Each	1.25 -1.50
Mushrooms, Whole White	6-8 oz pkg	1.00 -2.99
Onions, Green	4.5 oz pkg	1.00
Onions, Green	Bunch	0.79
Onions, Yellow	Per lb	0.79 -0.68
Onions, Yellow	3 lb bag	1.99 -3.99
Oranges, Hamlin	4 lb bag	3.99
Oranges, Navel	3-4 lb bag	3.99 -4.99
Oranges, Navel	Per lb	0.79 -1.80
Oranges, Navel	Each	0.67 -0.99
Pears, Bosc	Per lb	1.49 -2.00
Pears, D'Anjou	Per lb	1.49 -1.99
Peppers, Green Bell	Each	2.00
Peppers, Red Bell	Per lb	2.99
Potatoes, Red	2 lb bag	3.49
Potatoes, Russet	Per lb	0.79
Potatoes, Russet	3 lb bag	1.99 -2.00
Potatoes, Russets	4 lb bag	2.99
Potatoes, Russet	5 lb bag	1.99 -3.99
Potatoes, Yellow Type	5 lb bag	3.99
Salad, Mixed Types	5-9 oz pkg	2.50 -4.99
Salad, Mixed Types	10-12 oz pkg	3.99 -5.99
Salad, Mixed Types	16 oz pkg	4.99 -6.99
Spinach, Baby	5-7 oz pkg	2.98 -3.99
Spinach, Baby	11 oz pkg	4.99 -5.99
Spinach, Baby	16 oz pkg	5.49 -6.99
Squash, Yellow	Per lb	1.99
Squash, Zucchini	Per lb	1.48 -1.99
Sweet Potatoes	Per lb	1.49 -1.99
Swiss Chard, Red, Green or Rainbow	Per bunch	1.29
Tangelos	4 lb bag	2.99 -3.99

**Wtd Avg = Simple weighted average**

**Prices are in dollars per pound unless otherwise stated.**



## Weekly Snapshot of Organic Retail Features

This supplemental report is a list of other organic items found in the retail ads of those stores surveyed as part of the National Fruit and Vegetable Report. The prices shown are the range of prices encountered and are not weighted average prices. Descriptions of the items are largely as shown in the retail ads. Prices are in dollars.

Item	Unit of Sale	Price range
Tangerines	3 lb bag	3.99
Tomatoes, On-the-Vine	Per lb	3.99
Tomatoes, Plum Type	Per lb	1.49

Wtd Avg = Simple weighted average

Prices are in dollars per pound unless otherwise stated.