

DEPARTMENT OF HEALTH AND HUMAN SERVICES
PUBLIC HEALTH SERVICE
FOOD AND DRUG ADMINISTRATION

GENERAL INFORMATION FIELD TEST RECORD
*(Use Form FDA 2782, Field Test Record Continuation
if more space is needed)*

**Print Legibly. Use Black
Ball Point Pen. Enter
one character per box.**

FIELD TEST SERIAL NO. (1-8)

GI

REGIONAL REVIEW (NAME)

Card
No.
(9-10)

Facility Identification

01	Name (11-80)		
02	Street Address (11-80)		
03	City (11-73)	State Code 74 75	Zip Code 76 80 81 84
04	Room Number (11-37)	Person Interviewed (38-56)	Telephone Number 57 59 60 66

Surveyor Information

05	Name (Last, First, Middle Initial) (11-67)	Accomp. Agency 68 69	Accomp. District 70 72
	Signature	FDA Region 73 74	Date (Mo/Day/Yr) 75 82

Survey Information

Purpose of Survey	I -- Initial Survey	C -- Compliance F/U	H -- HIA	11
	R -- Resurvey	A -- Audit		
Assembler Report Nos. (Letter included)	12 18 19 25 26 32			
Installation Date	Mo/Day/Yr	Previous FTRs (5 or 6 digit numbers)	41 46 47 52	

System Information

06	Certification Status	C -- System Fully Certified	V -- Fully Certified With Variance	57
		M -- Mixed Certified/Non-Certified	N -- Fully Non-Certified	
	Control Manufacturer	Control Serial No. 52 63	Date of Mfr. (Mo/Yr) M M Y Y Y Y	
	Control Model No.	Mfr Code 68 71	Unique ID 72 77	

System Maintenance

Is a maintenance schedule designed for compliance being followed?	78	Y -- Yes N -- No X -- Unknown	Who does the compliance maintenance? M -- Mfr Rep N -- Not Done P -- Private X -- Unknown I -- In House	80
Is the maintenance schedule available for review?	79			

Instrumentation

MDH Serial No. 11 14	Light Meter Serial No. 15 22
-------------------------	---------------------------------

Number of Each Form Attached


19	AR	20	DR	21	CF
22	AF	23	MA	24	HN
25	UF	26	KV	27	CT
28	MR	29	VC	30	

Assembler Data


Company		
Street Address		
City	State	Zip Code
Home District	FEI Number 31 33 34 43	



spacer assembly
(out of beam)



spacer assembly
(in beam)




beam defining
assembly



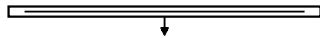
6-cm³ ion chamber
(side view)



Al filters



focal spot assembly



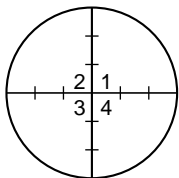
slide assembly
(grid down)
with
plastic cassette




test stand
(BENT)



cardboard support
(BENT)



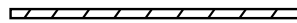
TV view
(slide assembly grid)



BRH test stand



image intensifier
and
spot-film device



0.1 inch Cu



MDH electrometer
(front view)
and
6-cm³ ion chamber



1/8 inch PB

