

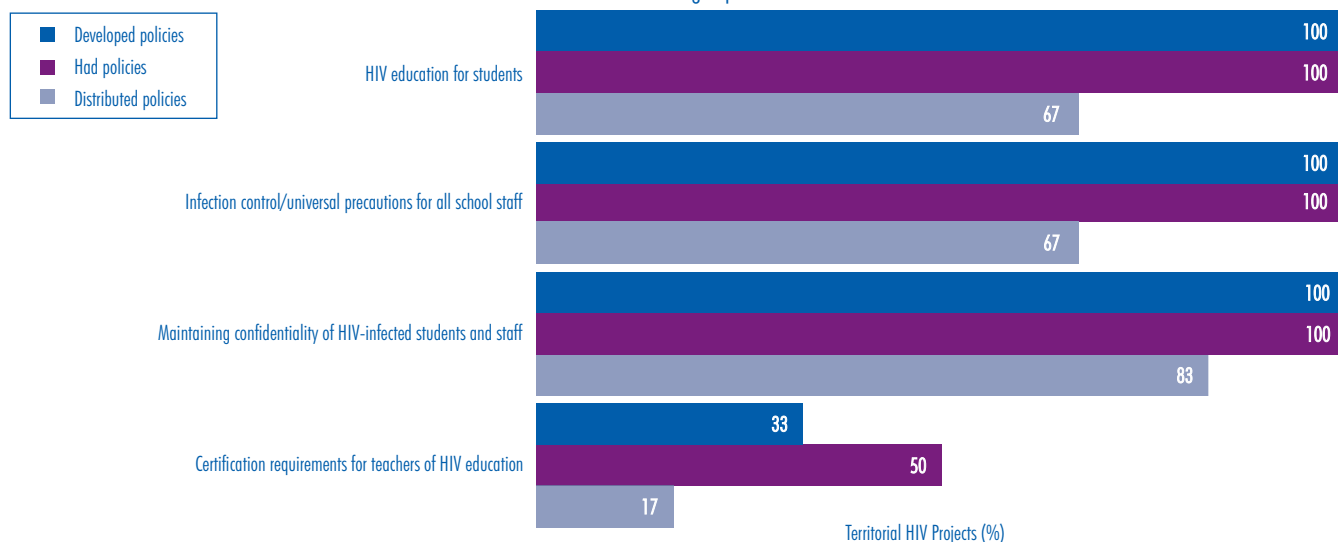
# INDICATORS

## HIV Prevention Conducted by Territorial Education Agencies\*

Fiscal Year 4: March 1, 2006 – February 28, 2007

### A. Policy

Percentage of Territorial HIV Projects That Developed, Had, and Distributed Model Policies, Policy Standards, or Other Policy Materials to Districts or Schools on Each of the Following Topics

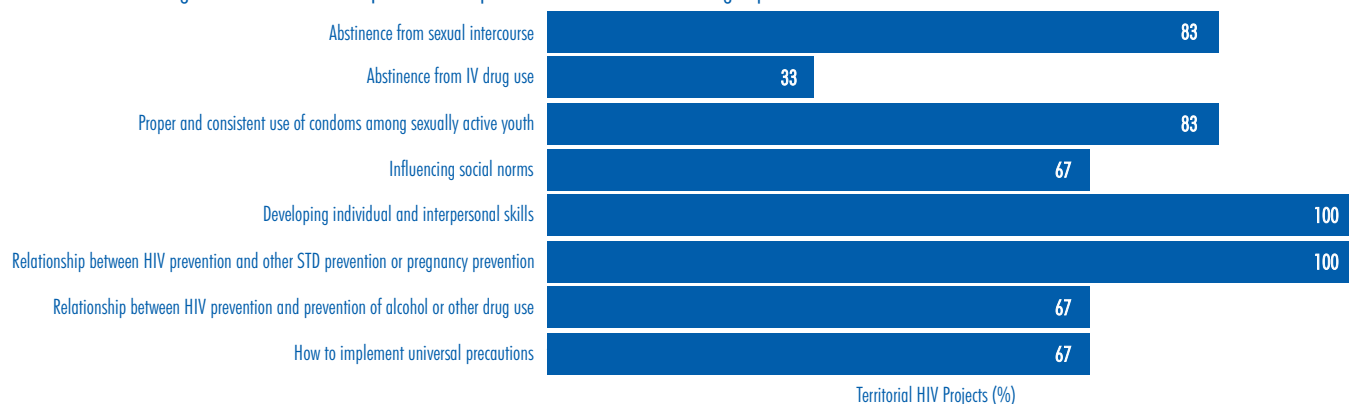


### B. Curricula and Instruction

Percentage of territorial HIV projects that participated in the following activities to help districts or schools with HIV curricula or instruction:


- Provided professional development on exemplary HIV curricula or instruction: **83%**.
- Provided professional development on any specific HIV prevention education curricula/program for youth: **67%**.
- Provided individualized technical assistance on HIV curricula or instruction: **100%**.

Percentage of Territorial HIV Projects That Emphasized Each of the Following Topics in Curricula or Instruction



### C. Assessment of Student Performance

Percentage of Territorial HIV Projects That Participated in Any of the Following Activities to Help Districts or Schools Assess or Measure, at the Classroom Level, Students' Knowledge and Skills Regarding HIV Prevention



\*6 of 6 territorial education agencies responded; response rate = 100%.

## D. External Collaboration

Percentage of Territorial HIV Projects That Collaborated with Each of the Following External Partners



Percentage of Territorial HIV Projects That Described Their Relationship with the State CDC-Sponsored Community Planning Group for HIV Prevention in the Following Manner

