

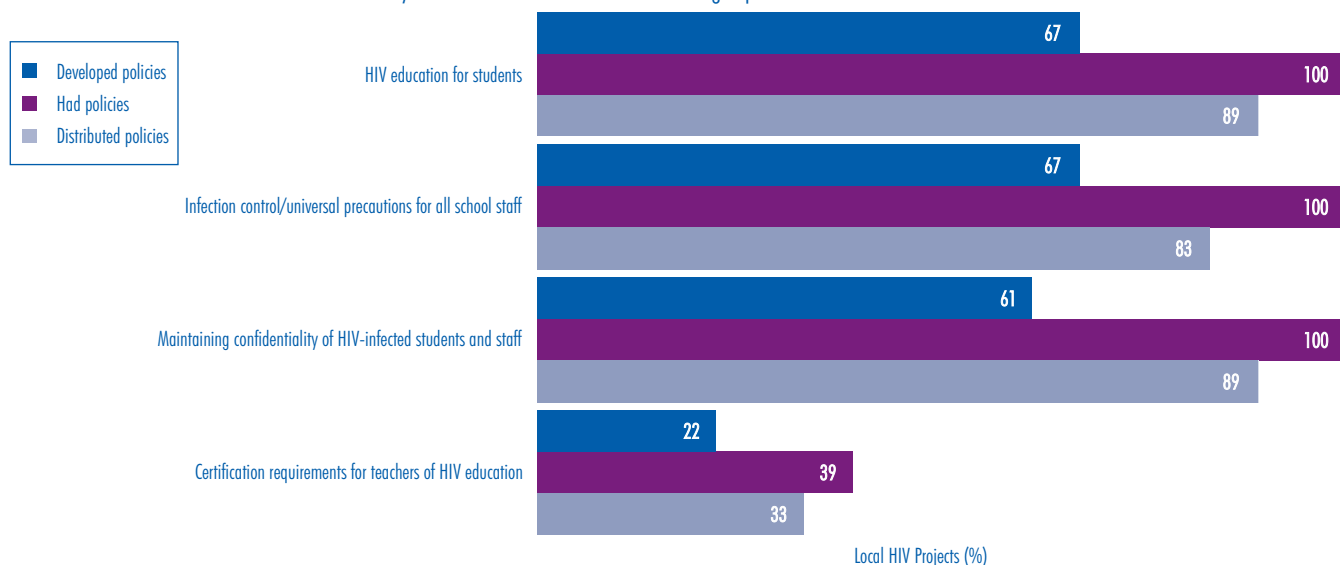
INDICATORS

HIV Prevention Conducted by Local Education Agencies*

Fiscal Year 4: March 1, 2006 – February 28, 2007

A. Policy

Percentage of Local HIV Projects That Developed, Had, and Distributed Model Policies, Policy Standards, or Other Policy Materials to Schools on the Following Topics

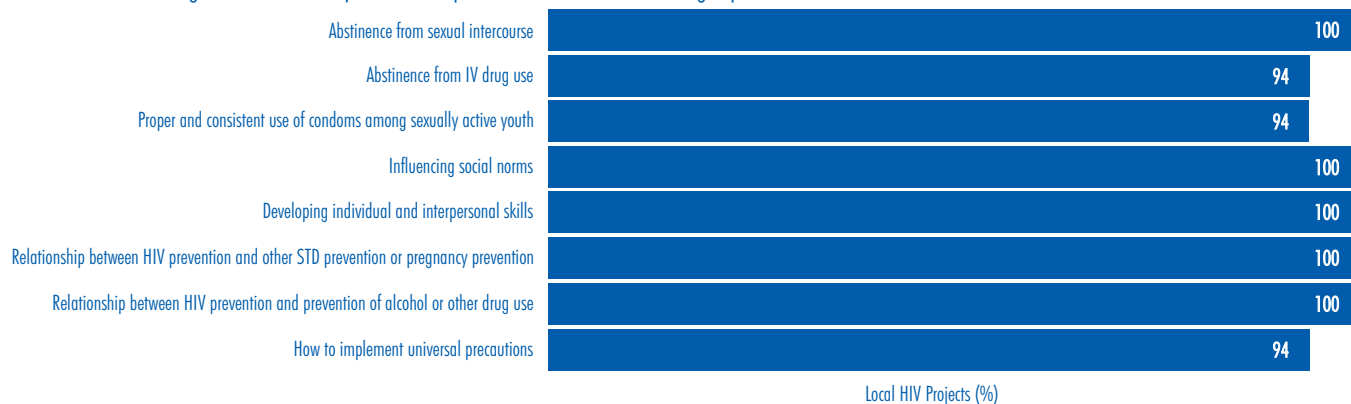


B. Curricula and Instruction

Percentage of local HIV projects that participated in the following activities to help schools with HIV curricula or instruction:

- Provided professional development on exemplary HIV curricula or instruction: **94%**.
- Provided professional development on any specific HIV prevention education curricula/program for youth: **94%**.
- Provided individualized technical assistance on HIV curricula or instruction: **89%**.

Percentage of Local HIV Projects That Emphasized Each of the Following Topics in Curricula or Instruction



C. Assessment of Student Performance

Percentage of Local HIV Projects That Participated in Any of the Following Activities to Help Schools Assess or Measure, at the Classroom Level, Students' Knowledge and Skills Regarding HIV Prevention



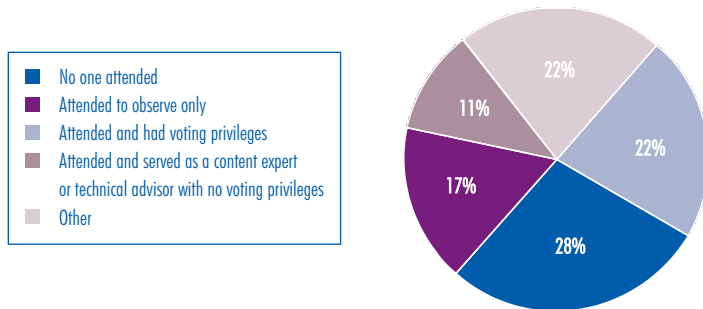
*18 of 18 local education agencies responded; response rate = 100%.

D. External Collaboration

Percentage of Local HIV Projects That Collaborated with Each of the Following External Partners



Percentage of Local HIV Projects That Described Their Relationship with the State CDC-Sponsored Community Planning Group for HIV Prevention in the Following Manner



E. Targeting Priority Populations

Percentage of Local HIV Projects That Participated in Each of the Following Activities to Help Schools Implement Programmatic Activities Specifically Targeting Priority Populations

