

INDICATORS

Coordinated School Health Programs (CSHP) Conducted by State Education Agencies*

Fiscal Year 1: March 1, 2003 - February 29, 2004

A. Policy


Percentage of CSHP Projects That Assisted Districts or Schools in Policy Development or Policy Implementation on Each of the Following Health Education Topics



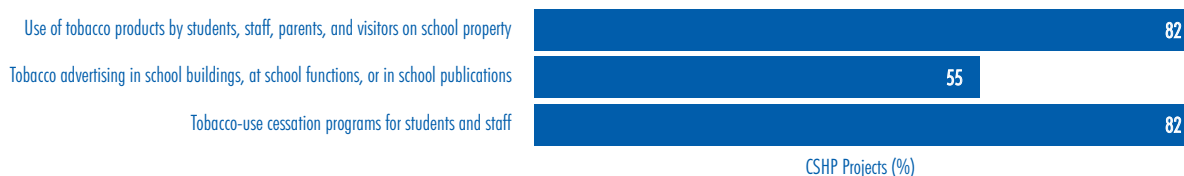
Percentage of CSHP Projects That Assisted Districts or Schools in Policy Development or Policy Implementation on Each of the Following Physical Education and Physical Activity Topics



Percentage of CSHP Projects That Assisted Districts or Schools in Policy Development or Policy Implementation on Each of the Following Healthy Eating Topics



Percentage of CSHP Projects That Assisted Districts or Schools in Policy Development or Policy Implementation on Each of the Following Tobacco-Use Prevention Topics



*11 of 18 state education agencies responded; response rate = 61%.



Indicators for School Health Programs

CSHP Conducted by State Education Agencies

B. Health Promotion Programs and Environmental Approaches

Percentage of CSHP projects that distributed model programs, guidance, implementation strategies, or other resource materials (excluding policy) on each of the following topics to help schools promote physical activity, healthy eating, and a tobacco-free lifestyle:

- Improving physical activity opportunities during school breaks or recess: **64%**.
- Planning or implementing organized physical activity programs beyond physical education or competitive athletics: **36%**.
- Improving the nutritional quality of school food and beverages outside of school meals: **82%**.
- Marketing healthy school food and beverage choices outside of school meals: **64%**.
- Tobacco-use cessation programs for students: **73%**.

C. Project Planning

Percentage of CSHP projects that participated in the following activities to help districts or schools assess, plan, or coordinate school health programs:

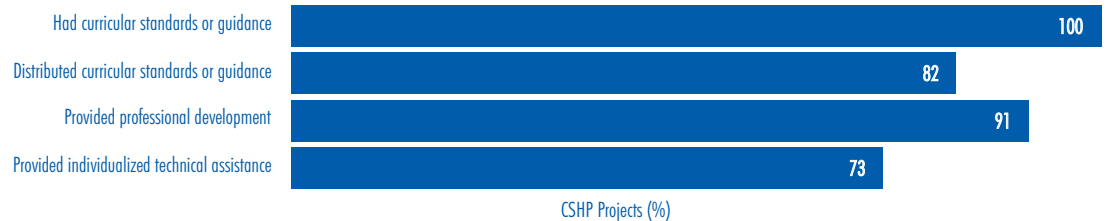
- Provided assistance to establish, maintain, or improve a school health council or a similar group responsible for developing school policies and programs or coordinating school health activities: **64%**.
- Provided assistance to establish or maintain a school health leadership position to lead and coordinate school health activities: **73%**.

Percentage of CSHP Projects That Participated in Any of the Following Activities to Help Districts or Schools Use the School Health Index (SHI) or Similar Tool to Assess or Plan School Health Programs

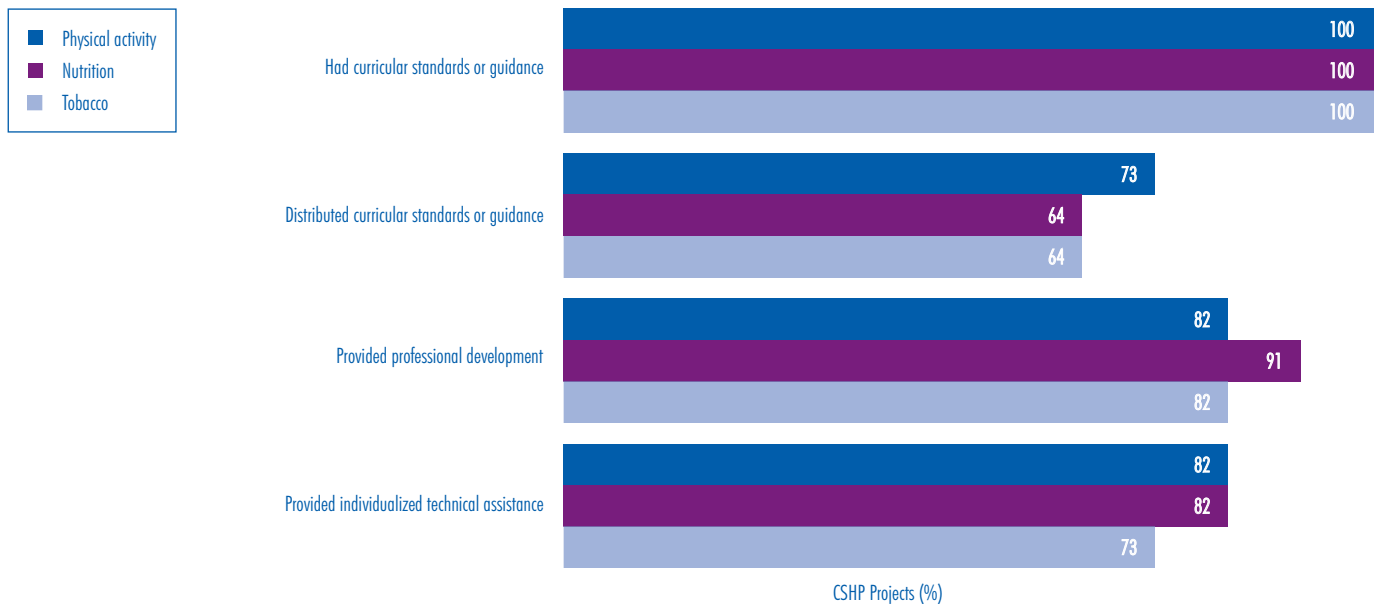


D. Curricula and Instruction

Percentage of CSHP Projects That Participated in Any of the Following Activities on Curriculum and Instruction for Physical Education



Percentage of CSHP Projects That Participated in Any of the Following Activities on Curriculum and Instruction to Address Content Areas of Physical Activity, Nutrition, or Tobacco-Use Prevention in Health Education



Indicators for School Health Programs

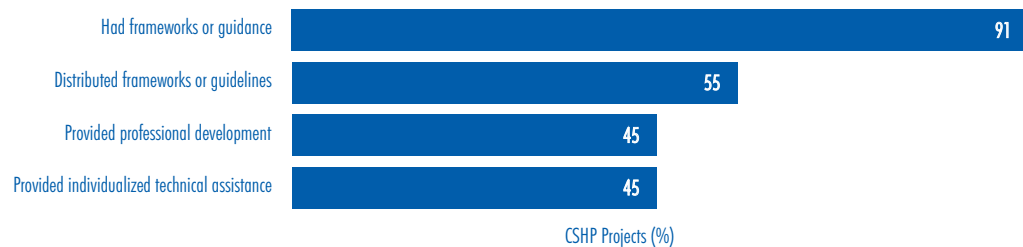
CSHP Conducted by State Education Agencies

E. Assessment of Student Performance

Percentage of CSHP Projects That Participated in Any of the Following Activities to Help Districts or Schools Assess or Measure Students' Knowledge and Skills for Physical Education

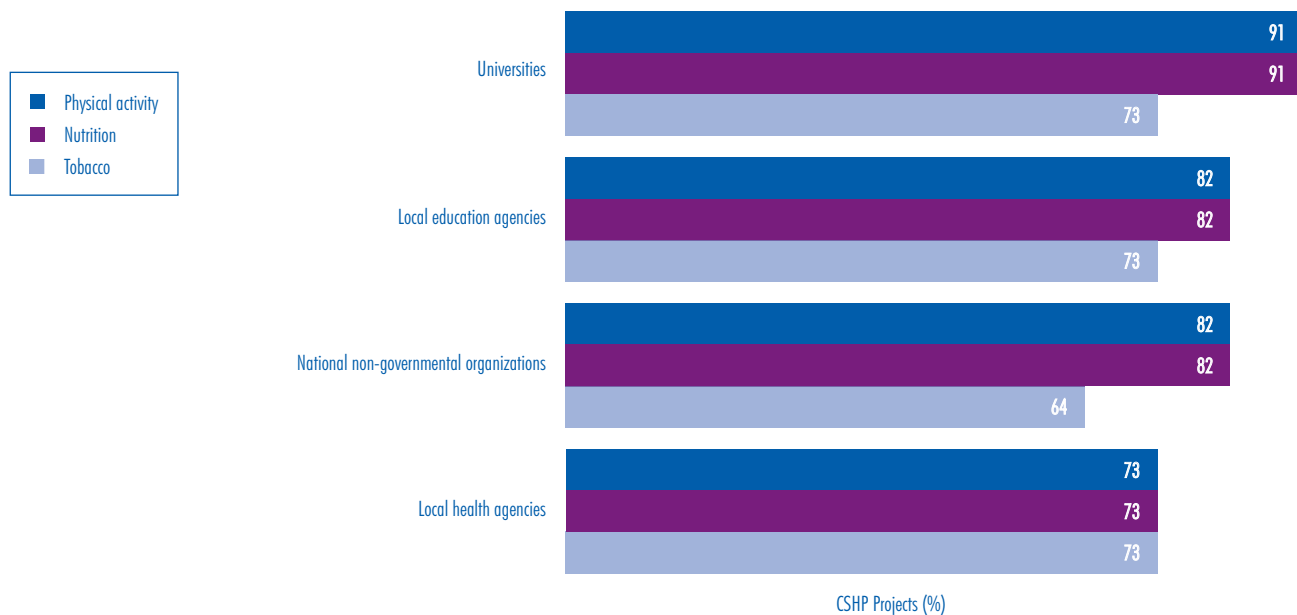


Percentage of CSHP Projects That Participated in Any of the Following Activities to Help Districts or Schools Assess or Measure Students' Knowledge and Skills for Physical Activity, Nutrition, or Tobacco-Use Prevention in Health Education



F. External Collaboration

Percentage of CSHP Projects That Reported Jointly Planning and Implementing Program Activities with Each of the Following External Partners on Each Topic



For further information or assistance, contact the Evaluation Research Team at ert@cdc.gov or via the CDC Web site at <http://www.cdc.gov/healthyyouth/evaluation/index.htm>.