




Environmental Education Program




The Table Rocks

Presented by the BLM Table Rocks
Environmental Education Program



Management and Ownership of Table Rocks



BLM



The Nature Conservancy



Rogue River Ranch





Trail Etiquette for Hikes

Preservation

- Do not pick wildflowers
- Respect Wildlife
- Do not walk in vernal pools

Erosion Control

- No dogs
- No horses
- No bikes
- Stay on trails



Little Reminders to KEEP SAFE



→ No water at trailhead.
Bring water!





→ Always stay on the trail!

→ Stay with group!



→ No restrooms at top!



→ Watch out for The EDGE!



WATCH OUT FOR:



How did the Table Rocks Form?



The Battle of Rock & Water






Table Rocks Today




Native American Tribes in the Rogue Valley

- ✧ Takelma
- ✧ Shasta
- ✧ Umpqua





Traditional Pit-lodge



Hiking the Table Rocks



What Might You See?



Oak Savannah




White Oak Leaves



Black Oak Leaves



Common Camas



Southern Oregon Buttercup



Gopher Snake



Valley Pocket Gopher




Acorn Woodpecker





Black-tailed Deer

Chaparral




Mixed Woodland





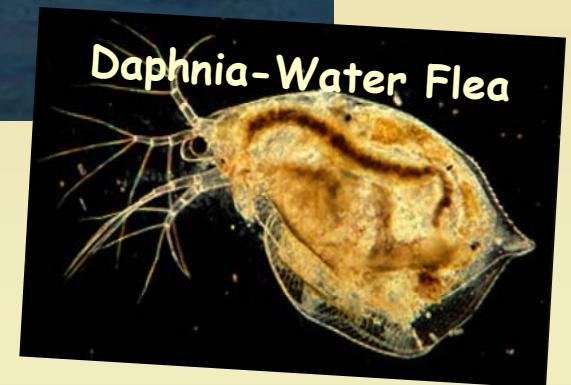
Mounded Prairies & Vernal Pools



Fairy Shrimp



In the Pools.....







Environmental Education Program

