

2003 Private Pond and Lake Management Survey

Final Results

1921 Surveys Summarized

Kentucky Department of Fish
and Wildlife Resources
Fisheries Division

Please return your completed questionnaire
in the enclosed envelope to:


Kentucky Department of Fish and Wildlife Resources

#1 Game Farm Road



Frankfort, KY 40601

- We want your opinion! Please complete this survey and return it to us.
- It is important that this survey is completed only by the person to whom it was addressed. This will ensure that pond owners are most accurately represented.
- Please do not write your name on the questionnaire because we want to guarantee your anonymity. An identification number has been stamped on the back that will only be used to check your name off our list once your survey has been returned.
- Please return the questionnaire in the postage paid envelope provided.




THANK YOU FOR YOUR ASSISTANCE

1. Do you personally fish in your pond?

85.8% Yes

14.2% No



2a. Do you allow people other than your spouse or dependent children to fish in your pond?

79.4% Yes

20.6% No (Skip to Question 3)

2b. If YES, how many different people (other than your spouse or dependent children) fish your pond during the average year?

45.4% 5 or Less


32.9% 6 to 10

11.0% 11 to 20

10.7% More than 20

3. Please rate how important or unimportant the following pond uses are to you.

	Very Important	Somewhat Important	Neutral	Somewhat Unimportant	Very Unimportant
Fishing	<input type="checkbox"/> 61%	<input type="checkbox"/> 29%	<input type="checkbox"/> 8%	<input type="checkbox"/> 1%	<input type="checkbox"/> 1%
Livestock Watering	<input type="checkbox"/> 30%	<input type="checkbox"/> 11%	<input type="checkbox"/> 11%	<input type="checkbox"/> 6%	<input type="checkbox"/> 42%
Irrigation	<input type="checkbox"/> 9%	<input type="checkbox"/> 11%	<input type="checkbox"/> 18%	<input type="checkbox"/> 11%	<input type="checkbox"/> 51%
Waterfowl Hunting	<input type="checkbox"/> 5%	<input type="checkbox"/> 10%	<input type="checkbox"/> 21%	<input type="checkbox"/> 9%	<input type="checkbox"/> 55%
Attracting Wildlife	<input type="checkbox"/> 50%	<input type="checkbox"/> 31%	<input type="checkbox"/> 10%	<input type="checkbox"/> 3%	<input type="checkbox"/> 6%
Scenic Beauty	<input type="checkbox"/> 70%	<input type="checkbox"/> 23%	<input type="checkbox"/> 5%	<input type="checkbox"/> 1%	<input type="checkbox"/> 1%



4a. How many ponds do you have? _____ Range 1-30 Average = 2.15

4b. What is the total surface acreage of your ponds? _____ Range 1-300 Average = 3.79

5a. Have you stocked any of your ponds with fish since you have owned them?

- 93.1% Yes
6.9% No (Skip to Question 6)

5b. If YES, where did you obtain the fish? (check all sources)

- 77.0% Kentucky Dept. Of Fish & Wildlife
42.8% Private Hatchery
11.3% Other Private Ponds
10.7% Caught from Public Waters

5c. If you checked more than one box in Question 5b, what was your main source of fish?

- 71.1% Kentucky Dept. Of Fish & Wildlife
23.6% Private Hatchery
3.4% Other Private Ponds
1.9% Caught from Public Waters

6. Do you personally fish in any other bodies of water in Kentucky other than your pond(s)?

- 55.6% Yes
43.9% No

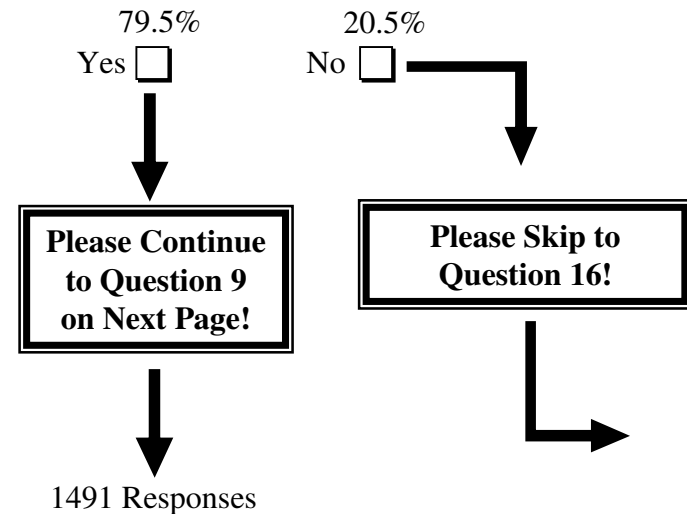
7a. Did you purchase a fishing license in 2002?

- 49.9% Yes
48.0% No

7b. Have you purchased or will you purchase a fishing license in 2003?

- 56.2% Yes
43.8% No

8. Have you received fish to stock your pond from the Kentucky Department of Fish and Wildlife Resources Pond Stocking Program?



9a. If you had not been able to obtain fish for your pond from the Kentucky Department of Fish and Wildlife Resources, would you have tried to obtain fish from other sources?

- 89.9% Yes
 10.1% No (Skip to Question 10)

9b. If you answered YES to Question 9a, where would you most likely obtain the fish?

- 85.3% Private Hatchery/Dealer
 8.3% Other Private Ponds
 6.4% Caught from Public Waters

10. Besides the fish (largemouth bass, bluegill, channel catfish) that you received from the Kentucky Department of Fish and Wildlife Resources Pond Stocking Program, please check any additional fish that you have stocked in your pond:

- | | |
|---|---|
| 9.1% <input type="checkbox"/> Largemouth Bass | 8.6% <input type="checkbox"/> Redear/Shellcracker |
| 1.6% <input type="checkbox"/> Smallmouth Bass | 9.9% <input type="checkbox"/> Minnows |
| 7.7% <input type="checkbox"/> Bluegill | 2.4% <input type="checkbox"/> Bullhead Catfish |
| 5.7% <input type="checkbox"/> White Crappie | 6.7% <input type="checkbox"/> Others _____ |
| 5.9% <input type="checkbox"/> Black Crappie | _____ |
| 29.5% <input type="checkbox"/> Grass Carp | _____ |
| 10.7% <input type="checkbox"/> Hybrid Bluegill | _____ |
| 1.0% <input type="checkbox"/> Hybrid Striped Bass | _____ |

(Please List all Species)

11. If you stocked additional fish in your pond, where did you obtain them?

- 81.6% Private Hatchery/Dealer
 10.4% Other Private Ponds
 8.0% Caught from Public Waters

12. Currently, the Kentucky Department of Fish and Wildlife Resources only charges a \$25 handling fee to stock any size pond with 120 largemouth bass, 400 bluegill, and 50 channel catfish per acre of water. Is this farm pond stocking program valuable enough to you that you would be willing to pay more for this service?

- 79.2% Yes
 20.8% No

13. The above pond stocking rate would cost you \$250-350 per acre if obtained from a private fish dealer. How much would you be willing to pay on a per acre basis for these fish?

- 59.6% \$100 4.1% \$250
 7.5% \$150 0.7% \$300
 4.2% \$200 0.7% \$350
 23.1% Other \$Range 0-400 Peak \$50

14a. What is your level of satisfaction or dissatisfaction with the fish you received through the pond stocking program?

- 78.2% Very Satisfied
- 14.3% Somewhat Satisfied
- 3.1% Neutral
- 2.8% Somewhat Dissatisfied
- 0.3% Very Dissatisfied
- 1.4% No Opinion

14b. If you answered Somewhat Dissatisfied or Very Dissatisfied to question 14a, what was the single most important reason that you were dissatisfied with the fish (enter comment on lines provided).

7 Entries - 4 too small -2 too few-1 died

15. How would you rate the importance or unimportance of Kentucky Department of Fish and Wildlife Resources' Pond Stocking Program as a public service?

- 81.5% Very Important
- 15.6% Somewhat Important
- 2.6% Neutral
- 0.3% Somewhat Unimportant
- 0.1% Very Unimportant

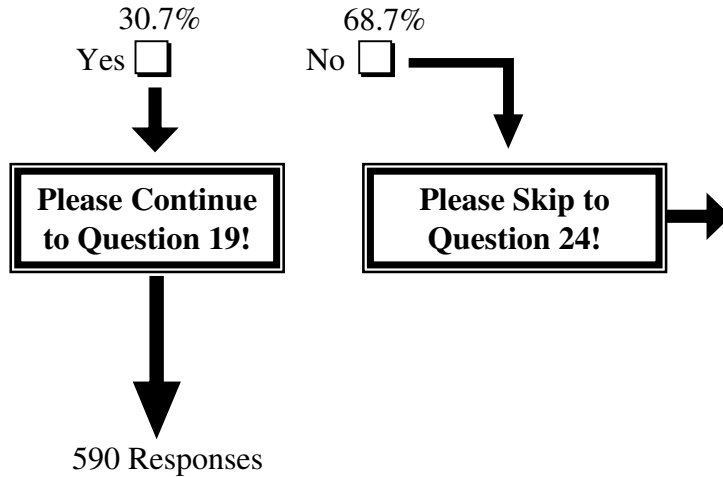
16. Which of the following sources have you used to obtain information on management of your farm pond? (check all that apply)

- 8.5% Private Pond Consultants
- 33.0% Kentucky Dept. of Fish & Wildlife (KDFWR) Website
- 36.1% Personal Communication with a KDFWR Biologist
- 45.7% KDFWR Farm Pond Management Book
- 4.4% KDFWR Farm Pond Management Seminars
- 29.1% County Extension Offices
- 6.6% Other Non-KDFWR publications and websites
- 3.7% Farm Field Days
- 38.6% Friends
- 21.0% Farm Supply Store
- 5.8% Others 41 responses - game warden, FSC, NRCS

17. Which of the following is the single most valuable source of information you use to manage your farm pond? (check only one)

- 3.0% Private Pond Consultants
- 15.1% Kentucky Dept. of Fish & Wildlife (KDFWR) Website
- 23.7% Personal Communication with a KDFWR Biologist
- 25.8% KDFWR Farm Pond Management Book
- 1.1% KDFWR Farm Pond Management Seminars
- 9.2% County Extension Offices
- 1.8% Other Non-KDFWR publications and websites
- 0.3% Farm Field Days
- 12.5% Friends
- 3.6% Farm Supply Store
- 3.9% Others 24 responses - self, game warden, NRCS

18. Have you received an “on site” pond check (Technical Guidance Program) for any pond you own from a Kentucky Department of Fish and Wildlife Resources fisheries biologist?



19. Did you follow the recommendations provided by the fisheries biologist from the Kentucky Department of Fish and Wildlife through the “on-site” pond check (Technical Guidance Program)?

- 82.3% Yes
5.2% No
7.6% Not Yet, But Will
5.0% No Recommendation Needed

20a. Is the on-site Technical Guidance Program valuable enough to you that you would be willing to pay for this service from the Kentucky Department of Fish and Wildlife Resources?

- 69.2% Yes
30.8% No

20b. Is the on-site Technical Guidance Program valuable enough to you that you would be willing to pay for this service from a private consultant/contractor?

- 33.4% Yes
66.6% No

20c. If you answered “yes” to either question 20a or 20b, what is the maximum amount that you would be willing to pay per pond for this service?

- 32.0% \$25
31.5% \$50
26.7% \$100
5.3% \$200
4.5% Other \$ 8 responses \$10-\$3,000

21. Would you be willing to pay a private consultant or contractor to diagnose aquatic vegetation problems in your pond and pay them to apply the appropriate aquatic herbicide?

- 37.5% Yes
62.5% No

22a. What is your level of satisfaction or dissatisfaction with the fishing in your pond after receiving “on-site” pond check (Technical Guidance Program) recommendations from the Kentucky Department of Fish and Wildlife Resources?

- 53.5% Very Satisfied
- 24.7% Somewhat Satisfied
- 12.6% Neutral
- 3.2% Somewhat Dissatisfied
- 1.2% Very Dissatisfied
- 4.7% No Opinion

22b. If you answered somewhat dissatisfied or very dissatisfied to question 22a, what was the single most important reason that you were dissatisfied with fishing in your pond after receiving the “on-site” pond check (enter comment on lines provided)

No Responses

23. How would you rate the importance or unimportance of the Kentucky Department of Fish and Wildlife Resources’ “on-site” pond check (Technical Guidance Program) as a public service?

- 71.8% Very Important
- 23.9% Somewhat Important
- 3.8% Neutral
- 0.3% Somewhat Unimportant
- 0.2% Very Unimportant

24. Since the Kentucky Department of Fish and Wildlife Resources is funded through the sale of hunting and fishing licenses and boater registrations and receives no general fund state tax dollars, should the Department require the pond owner to have a current fishing license prior to providing the following services:

- Pond Stocking? 35.3% Yes
64.7% No
- On Site Pond Check? 37.5% Yes
(Technical Guidance) 62.5% No

25a. Would you be interested in opening your pond to public fishing through a lease program that would include a yearly payment to you by the Kentucky Department of Fish and Wildlife Resources for it use?

- 4.9% Yes (Go to Question 25b)
- 95.1% No (You have completed the survey!)

25b. If you answered yes to question 25a, and would be interested in leasing your pond to the Department of Fish and Wildlife for public fishing, what is the lowest yearly rate you would accept?

- 16.9% \$250/Acre
- 30.1% \$500/Acre
- 31.3% \$750/Acre
- 21.7% Other \$ 13 Responses \$0 - \$5,000 10 at \$1,000

Thank you for taking the time to complete this survey

Your contribution to this effort is very much appreciated. Your responses to this survey will help guide our decisions for years to come. The Kentucky Department of Fish and Wildlife Resources welcomes any other comments you may have about our farm pond or technical guidance program

COMMENTS

28.1% (539) with comments

Please return your completed questionnaire
in the postage-paid envelope provided to:

**Kentucky Department of Fish and Wildlife Resources
1 Game Farm Road
Frankfort, KY 40601**

Results of this survey will be made available after August 2003 at any of our fisheries district offices or on the KDFWR website at (www.kdfr.state.ky.us). If you have questions regarding this survey, please contact Kerry Prather at the above address or by phone at 1-800-858-1549



Artwork Provided courtesy
of Duane Raver/USFWS
and Joseph Tomelleri

