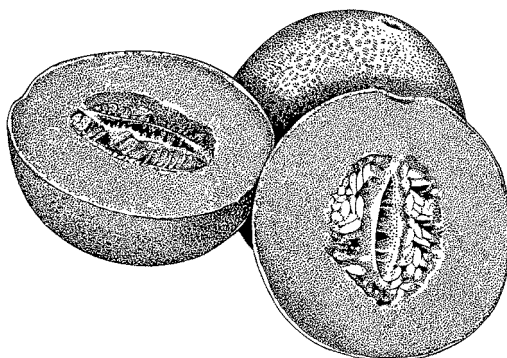


U.C. COOPERATIVE EXTENSION

SAMPLE COST TO ESTABLISH AND PRODUCE

CANTALOUPES



SLANT-BED, SPRING PLANTED

IMPERIAL COUNTY – 2004

Prepared by:
Herman S Meister Farm Advisor, U.C. Cooperative Extension, Imperial County

For an explanation of calculations used for the study refer to the attached General Assumptions or call the author, Herman Meister, at the Imperial County Cooperative Extension office, (760)352-9474 or e-mail at hmeister@ucdavis.edu.

The University of California Cooperative Extension in compliance with the Civil Rights Act of 1964, Title IX of the Education Amendments of 1972, and the Rehabilitation Act of 1973 does not discriminate on the basis of race, creed, religion, color, national origins, or mental or physical handicaps in any of its programs or activities, or with respect to any of its employment practices or procedures. The University of California does not discriminate on the basis of age, ancestry, sexual orientation, marital status, citizenship, medical condition (as defined in section 12926 of the California Government Code) or because the individuals are disabled or Vietnam era veterans. Inquiries regarding this policy may be directed to the Personnel Studies and Affirmative Action Manager, Agriculture and Natural Resources, 2120 University Avenue, University of California, Berkeley, California 94720, (510) 644-4270.

University of California and the United States Department of Agriculture cooperating.

FOREWORD

We wish to thank growers, pest control advisors, chemical applicators and chemical dealers, custom farm operators, fertilizer dealers, seed companies, contract harvesters, equipment companies, and the Imperial County Agricultural Commissioner's office for providing us with the data necessary to compile this circular. Without their cooperation we could not have achieved the accuracy needed for evaluating the cost of production for the field crop industry in Imperial County.

The information presented herein allows one to get a "ballpark" idea of field crop production costs and practices in the Imperial County. Most of the information was collected through verbal communications via office visits and personal phone calls. The information does not reflect the exact values or practices of any one grower, but are rather an average of countywide prevailing costs and practices. Exact costs incurred by individual growers depend upon many variables such as weather, land rent, seed, choice of agrichemicals, location, time of planting, etc. No exact comparison with individual grower practice is possible or intended. The budgets do reflect, however, the prevailing industry trends within the region.

Overhead usually includes secretarial and office expenses, general farm supplies, communications, utilities, farm shop, transportation, moving farm equipment, accountants, insurance, safety training, permits, etc. Eleven to 13% of the total of land preparation, growing costs and land rent was used to estimate overhead. Hourly rates vary with each crop depending on the workman's compensation percentages.

Since all of the inputs used to figure production costs are impossible to document in a single page, we have included extra expense in man-hours or overhead to account for such items as pipe setting, motor grader, water truck, shovel work, bird and rodent control, etc. Whenever possible we have given the costs of these operations per hour listed on the cultural operations page. Some custom operators have indicated that they are instituting a "fuel surcharge" to reflect "spikes" in fuel cost.

Not included in these production costs are expenses resulting from management fees, loans, providing supervision, or return on investments. The crop budgets also do not contain expenses encumbered for road and ditch maintenance, and perimeter weed control. If all the above items were taken into account, the budget may need to be increased by 7-15%.

Where applicable we have used terminology that is commonly used in the agricultural industry. These terms are compiled in a glossary at the end of the circular. We feel that an understanding of these terms will be useful to entry-level growers, bankers, students and visitors.

Herman S Meister, Agronomy Advisor &
Senior Editor

Contributors:

Eric T. Natwick
Tom A. Turini
Khaled M. Bali
Juan N. Guerrero
Keith Mayberry, Emeritus

**2004-2005 Tillage & Harvest Rates
IMPERIAL COUNTY**

**HEAVY TRACTOR WORK & LAND
PREPARATION**

<u>OPERATION</u>	<u>\$/ACRE</u>
Plow.....	32.00
Subsoil 2 nd gear.....	45.00
Subsoil 3 rd gear.....	38.00
Landplane.....	14.00
Triplane.....	12.00
Chisel 15".....	26.00
Wil-Rich chisel.....	17.00
Big Ox.....	25.00
Slip plow.....	43.00
Mark/disc borders.....	10.50
Make cross checks (taps).....	6.75
Break border.....	6.50
Stubble disc/with cultipack.....	22.50/24.50
Regular disc/with cultipack.....	13.00/15.00
List 30"-12 row/40" 8 row.....	16.50
Float.....	11.50
Dump (scraper) borders.....	18.25
Corrugate.....	14.00

LIGHT TRACTOR WORK

Power mulch dry.....	27.50
Power mulch with herbicide.....	31.00
Shape 30" 6-row / 40" 4-row.....	12.75/12.75
Plant sugar beets & cotton 30"/40".....	17.00/15.00
Plant vegetables.....	20.00
Mulch plant wheat.....	20.25
Plant alfalfa (corrugated).....	18.50
Plant alfalfa (beds).....	19.00
Plant bermudagrass.....	13.75
Plant with drill (sudangrass, wheat).....	14.75
Plant corn slope.....	17.00
Cultivate 30"/40" beds 4-row.....	16.00/14.00
Spike 30"/40" beds 4-row.....	13.00/11.00
Spike and furrow out 30"/40" 4-row.....	14.00/12.00
Furrow out 30"/40" beds 4-row.....	13.00/11.00
Lilliston 30" 6-row / 40" 4-row.....	14.00/14.00
Lilliston 30" 6 row / 40" 4-row/ herb.....	15.50/15.50
Inj fert & fur out 30"/ 40" beds 4-row.....	16.50/14.50
Fertilize dry & fur out 30"/ 40" 4-row.....	17.00/15.00
Inject fertilizer flat.....	15.00
Broadcast dry fertilizer.....	8.00
Ground spray 30"/40" 8-row.....	12.00
Chop cotton stalks 30"/40"beds.....	16.00/14.00
List 80" melon beds.....	20.00
Plant 80" melon slope beds.....	22.00

Back fill furrow (melons).....9.5

Cultivate 80" melon slope beds.....	18.00
Center 80" melon beds.....	17.00
Re-run 80" melon beds.....	11.00
Inject fertilizer & furrow out 80" melon beds.....	18.00
Bust out 80" melon beds.....	12.00

HARVEST COSTS-FIELD CROPS

BY UNIT

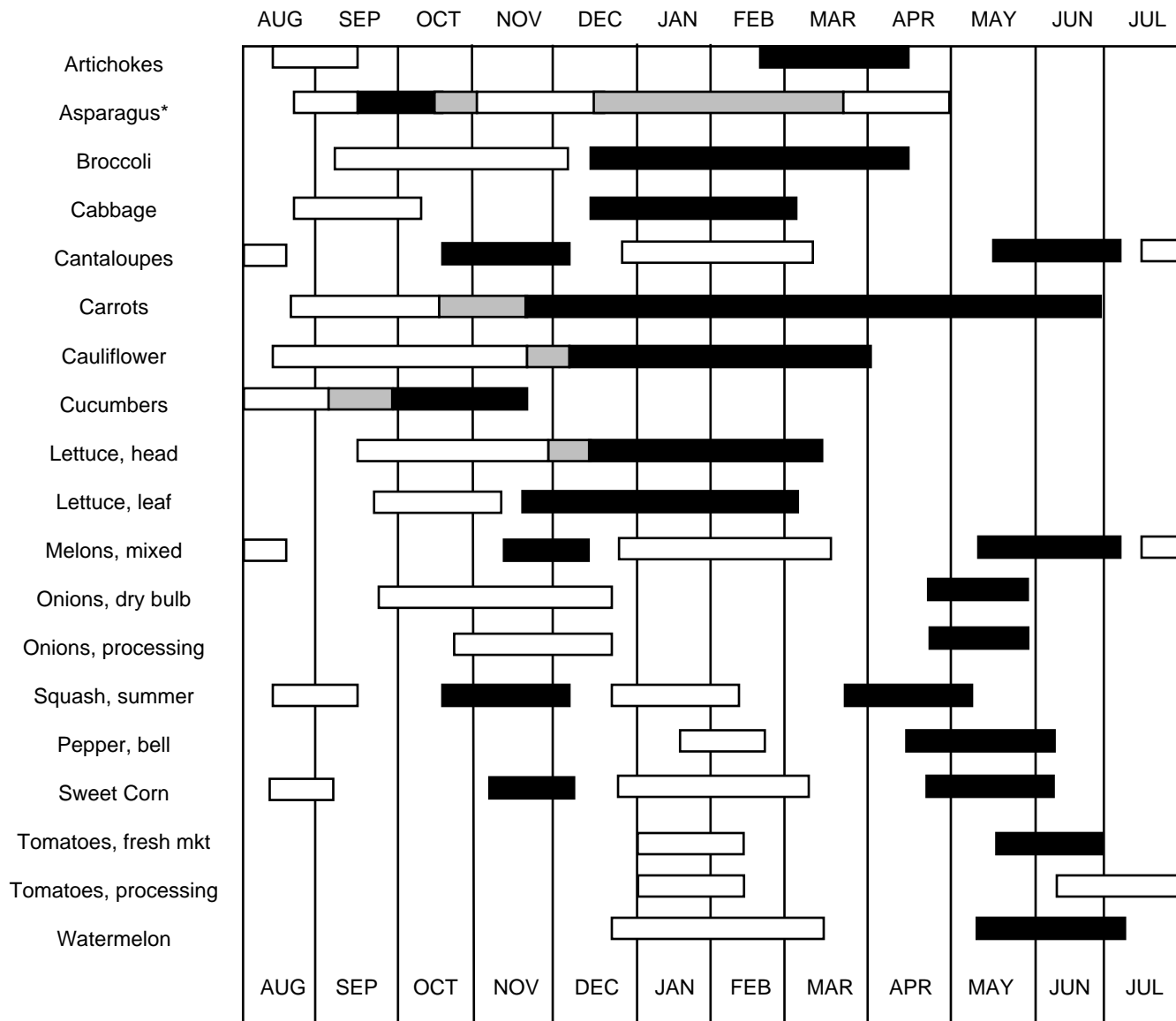
Windrow alfalfa seed.....	17.50/acre
Combine alfalfa seed.....	41.00/acre
Swath bermudagrass.....	13.75/acre
Rake bermudagrass.....	5.50/acre
Swath sudangrass.....	11.25/acre
Rake sudangrass.....	6.00/acre
Swath alfalfa.....	8.75/acre
Rake alfalfa.....	5.00/acre
Bale (all types of hay- small bale).....	0.70/bale
Haul & stack hay – small bale.....	0.27/bale
Bale (large bale 4X4).....	7.50/bale
Haul & stack big bale.....	3.50/bale
Load with hay squeeze.....	62.50 / load
Dig sugar beets.....	2.65/clean ton
Haul sugar beets.....	2.50/clean ton
Combine wheat16.00 per acre + 0.60 /cwt. over 1 ton	
Haul wheat.....	5.00/ton
Combine bermudagrass seed 1st time.....	42.50/acre
Combine bermudagrass seed 2nd time.....	26.50/acre
Haul bermudagrass seed (local).....	175/load
Pick Cotton 1 st /2 nd03cts/lb/35.00/acre

MISCELLANEOUS RATES BY THE HOUR

\$/HR

Motor grader.....	55.00
Backhoe.....	50.00
Water truck.....	40.00
Wheel tractor.....	35.00
Scraper.....	36.00
Versatile.....	60.00
D-6.....	56.00
D-8.....	73.00
Buck ends of field.....	35.00
Pipe setting (2 men).....	38.00
Laser level.....	90.00
Work ends (disc out rotobucks).....	40.00

VEGETABLE CROPS PLANTING & HARVESTING CALENDAR IMPERIAL VALLEY, CALIFORNIA

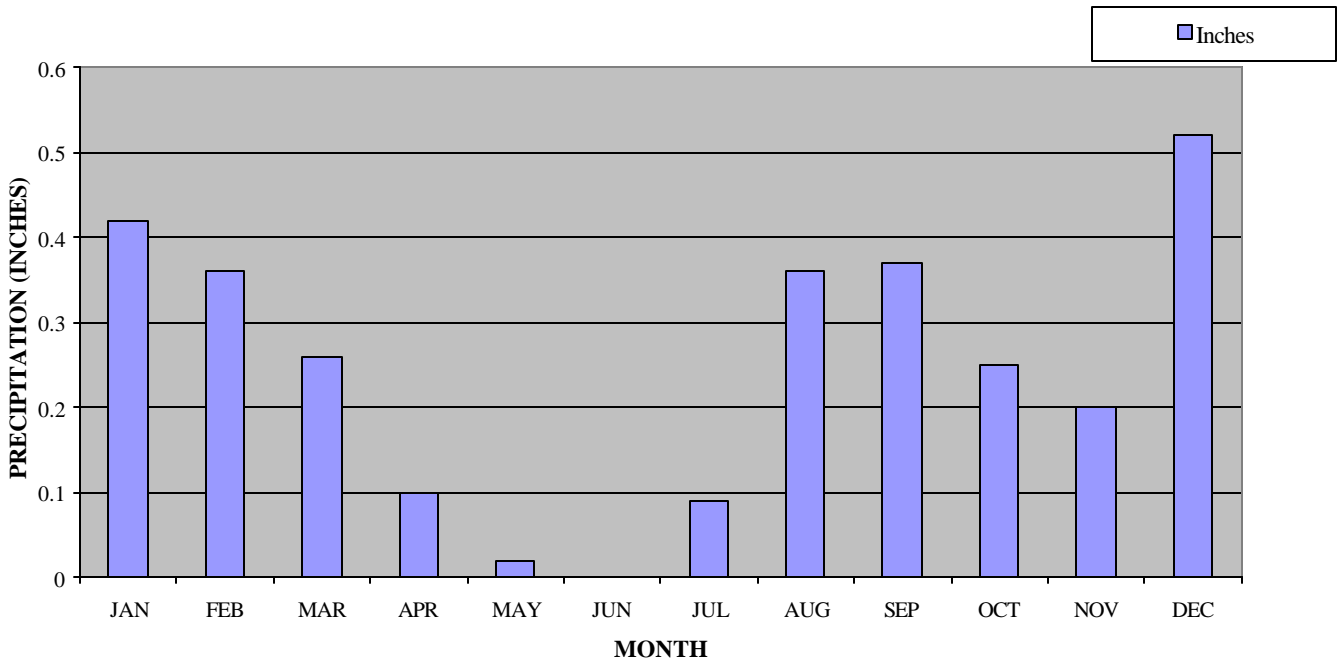
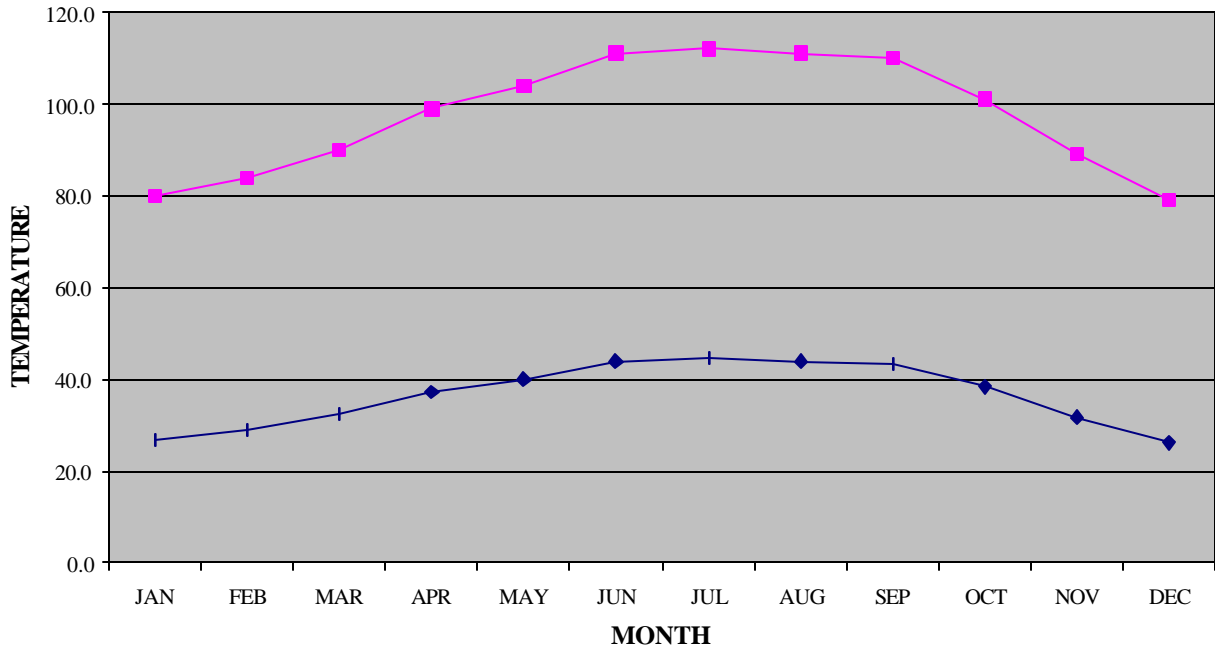
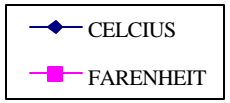


MONTH

- planting
- planting/harvesting
- harvesting
- * perennial

IMPERIAL COUNTY WEATHER

Imperial Irrigation District
81 year average (1914-1994)



DAYS REQUIRED FOR SEEDLING EMERGENCE* AT VARIOUS SOIL TEMPERATURES

Vegetable	Soil Temperature (°F)								
	32	41	50	59	68	77	86	95	104
Asparagus	NG	NG	53	24	15	10	12	20	28
Beet	/	42	17	10	6	5	5	5	/
Cabbage	/	/	15	9	6	5	4	/	/
Cantaloupe	/	/	/	/	8	4	3	/	/
Carrot	NG	51	17	10	7	6	6	9	NG
Cauliflower	/	/	20	10	6	5	5	/	/
Celery	NG	41	16	12	7	NG	NG	NG	/
Cucumbers	NG	NG	NG	13	6	4	3	3	/
Eggplant	/	/	/	/	13	8	5	/	/
Lettuce	49	15	7	4	3	2	3	NG	NG
Okra	NG	NG	NG	27	17	13	7	6	7
Onion	136	31	13	7	5	4	4	13	NG
Parsley	/	/	29	17	14	13	12	/	/
Parsnip	172	57	27	19	14	15	32	NG	NG
Peppers	NG	NG	NG	25	13	8	8	9	NG
Radish	NG	29	11	6	4	4	3	/	/
Spinach	63	23	12	7	6	5	6	NG	NG
Sweet Corn	NG	NG	22	12	7	4	4	3	NG
Tomato	NG	NG	43	14	8	6	6	9	NG
Watermelon	/	NG	/	/	12	5	4	3	/

*planting depth = 0.5 inches; NG = no germination; / = not tested; Source: Harrington, J. F. and P. A. Minges, Vegetable Seed Germination. California Agricultural Extension Mimeo Leaflet (1954).

SEED CALCULATIONS (M)

Number of seed (x1000) required¹ per acre for common plant spacing combinations within rows and between beds. Commonly coded as “M” or 1000 seed

Plant spacing within rows ² (inches)	Spacing between beds ³ (inches)					
	30	40	42	60	66	80
1	209.1	156.8	149.4	104.5	95.0	78.4
1.5	139.4	104.5	99.6	69.7	63.4	52.3
2	104.5	78.4	74.7	52.3	47.5	39.2
2.5	83.6	62.7	59.7	41.8	38.0	31.4
3	69.7	52.3	49.8	34.8	31.7	26.1
4	52.3	39.2	37.3	26.1	23.8	19.6
6	34.8	26.1	24.9	17.4	15.8	13.1
8	26.1	19.6	18.7	13.1	11.9	9.8
10	20.9	15.7	14.9	10.5	9.5	7.8
12	17.4	13.1	12.4	8.7	7.9	6.5
14	14.9	11.2	10.7	7.5	6.8	5.6
24	8.7	6.5	6.2	4.4	4.0	3.3
36	5.8	4.4	4.1	2.9	2.6	2.2

¹ Seeds per acre was calculated assuming one seed per spacing combination. Factors influencing the actual amount of seed needed are seed delivery method and seed viability; ² Values are based on beds with a single row. For multiple rows, multiply by the number of rows per bed; ³ Beds are measured from center to center.

Linear feet per acre for common bed widths

Bed width (inches)	Linear feet per acre
30	17,424
40	13,068
42	12,446
60	8,712
66	7,920
80	6,534

IMPERIAL COUNTY SPRING SLANT BED CANTALOUPE PROJECTED PRODUCTION COSTS 2004-2005

40 Acre Field

Hand labor at \$9.95 per hour (\$6.75 plus SS, unemployment insurance, workman's compensation, and fringe benefits).

Yield--550 cartons per acre. Slant bed culture Hybrid variety

OPERATION	Cost	Materials		Hand Labor		Cost Per acre
		Type	Cost	Hours	Dollars	
LAND PREPARATION						
Stubble disc 1x	24.50					24.50
Big Ox	25.00					25.00
Disc 2x	13.00					26.00
Triplane	12.00					12.00
Border, cross check and break borders	23.75					23.75
Flood		Water 1 ac-ft	16.00	1	9.95	25.95
Fertilizer, spread	8.00	500 lbs. 11-52-0	75.00			83.00
Disc 2x	13.00					26.00
Triplane	12.00					12.00
List beds	20.00					20.00
TOTAL LAND PREPARATION						278.20
GROWING PERIOD						
Shape beds/plant/and inject insecticide	25.00	Hybrid seed 20M Admire	219.00 60.00			244.00 60.00
Weed control 1x	12.50	Herbicide	16.00			28.50
Back fill furrow ground Thin	9.50			6	59.70	9.50 59.70
Cultivate 3x	18.00					54.00
Center beds	17.00					17.00
Work furrow and spike	11.00					11.00
Sidedress fertilizer & furrow out	18.00	80 lb. N as UAN 32	30.40			48.40
Hand weed 1x				5	49.75	49.75
Weed control-layby	12.50	Herbicide	5.00			17.50
Pollination		2 hives @ \$27/hive				54.00
Irrigate 5x		Water 4 ac/ft	64.00	3	29.85	93.85
Water-run fertilizer		40 lb. N as UAN32	15.20			15.20
Insect Control- 1x air 10 gpa night	14.00	Insecticides	20.00			34.00
Disease control 2x	11.00	Fungicides	26.00			48.00
Bust beds (cleanup)	12.00					12.00
TOTAL GROWING PERIOD						856.40
GROWING PERIOD & LAND PREPARATION COSTS						1,134.60
Land Rent (net acres)						200.00
Cash Overhead-----		13 % of preharvest costs & land rent				173.50
TOTAL PREHARVEST COSTS						1,508.10
HARVEST (field pack)*						
Pick, pack, haul, cool, and sell		550 cartons @	4.00	per carton		2,200.00
TOTAL OF ALL COSTS						3,708.10

PROJECTED PROFIT OR LOSS PER ACRE

Price/ 38 lb.carton (dollars)

		Break-even					dollars/ carton
		5.00	6.00	7.00	8.00	9.00	
cartons	400	-1108	-708	-308	92	492	7.77
	450	-1058	-608	-158	292	742	7.35
per	500	-1008	-508	-8	492	992	7.02
acre	550	-958	-408	142	692	1242	6.74
	600	-908	-308	292	892	1492	6.51

* Harvest costs vary with the shipper, the field conditions and the market value.



IMPERIAL COUNTY CANTALOUPE CULTURE 2004-2005

Annual acreage, yield, and value of spring cantaloupes
in Imperial County, CA (1999-2003)

Year	Acres	Yield/Acre*	Value/Acre
2003	8,656	530	\$3821
2002	8,963	567	\$3266
2001	9,339	490	\$3,077
2000	11,318	419	\$2,480
1999	14,664	380	\$2,315

* 40 lb cartons

Source: I.C. Agricultural Commissioner's Reports 1999-2003

PLANTING-HARVESTING DATES: Some spring cantaloupes are planted in December under plastic in mid bed trenches. Other spring melons are planted in late January on slant beds and comprise of approximately 60-75% of the total acreage depending on the year. Harvesting begins in May and continues through mid- July.

The fall crop is generally planted from mid-July through late August for harvest in mid-October or until the first frost. It is primarily drip irrigated from emergence to harvest. Only a small acreage is planted due to the difficulty of controlling high silverleaf whitefly populations

VARIETIES: Popular cantaloupe varieties include: *Impac Seminis*; *Magellan Seminis*; *Pacstart Seminis*; *Laredo Seminis*; *Mission Seminis*; *Hymark Seminis*; *Sol Real Syngenta*; *Ocotillo Syngenta*; *Esteem Syngenta*; *Zeus Seminis*; *RML 7930 Syngenta*; *Gold Rush Harris Moran*; *Primo Syngenta*; and *Goldmine Harris Moran*.

PLANTING INFORMATION: Slant-bed or "Yuma-bed" culture was developed to orient the south face of the bed toward the winter sun. The sun's rays strike the soil surface at a nearly perpendicular angle, converting light energy into heat. Flat beds reflect a greater portion of the incoming radiation and are therefore cooler. Maximum bed heating is achieved when the bed angle is roughly 35-37 degrees from horizontal.

Seed is planted 1/2 inch deep on 80 -inch beds. Custom-built, slant-bed planters using primarily vacuum-air planters are used for precision planting. Seed lines are located midway up the slope. Care must be taken to locate the correct seed line position as the beds will be reworked and reformed during the season. Forming a bed with a depression at the crown of the plant will increase the incidence of fruit and root rotting fungi.



After the melons are thinned to approximately 12 inches in-row, the beds are worked to relocate the seed line. Soil is shaved off the top of the beds and into the furrow. After several passes with small tractor-mounted discs, the field is virtually flat with seed lines 80 inches apart. Sidedress fertilizer is applied and new furrows are made for irrigation.

The mid-bed trench system involves the use of a bed shaper to produce a trench or groove in the center of an 80-inch wide bed. The shape of the trench varies from grower to grower, but normally they are 6-10 inches wide at the bottom, 20 inches wide at the top, and 12 inches deep. Trenches are seeded at the bottom using a random flow planter or an air-type, vacuum precision planter. Pre-emergence herbicide is sprayed in the trench. A tractor-mounted, plastic-mulch laying machine is used to stretch a 40-inch wide sheet of 1-1½ mm plastic sheet over the trench and to secure the edges with soil. After the threat of frost is past, and before temperatures reach the mid-eighties, the plastic is removed. Holes will be punched in the plastic to provide some ventilation once the plants are well established.

Some late spring melons are direct seeded on alternate N-S oriented 40-inch flat beds to minimize excessive heat to the seed lines. Later, the off beds are split and the planted beds are reformed to a full 80-inch bed.

SOILS: Well-drained soils are preferred. Sandy or silt loams are sometimes selected for the earliest crop. Heavier soils are preferred because of their greater water holding capacity, which slows the onset of vine collapse. Beds should be left cloddy to allow for maturing melons to develop with minimal soil contact and good aeration.

Fields located in the northern portion of the Imperial Valley near the Salton Sea are preferred for the early melon crops. This area is less subject to freezing due to the climatic influence of the sea. Spring cantaloupes are also planted in Winterhaven (eastern Imperial County).

IRRIGATION: Slant-bed cantaloupes are usually furrow irrigated. Sprinkling tends to cool the soil and cantaloupes do not respond well to prolonged or frequent irrigation.

After planting, the tops of the beds are shaved to fill the furrows and bring the furrow water closer to the seed lines. The beds are then irrigated and water is "subbed" (moved by capillary action) past the seed line. This may take several days.

Following emergence, water is often withheld for several weeks. This is done to maintain soil warmth and promote early growth. The last irrigation is normally scheduled one week prior to harvest. Excessive moisture during harvest may increase ground spotting, rotted fruit, and soft fruit.

FERTILIZERS: Most growers apply liquid 10-34-0 fertilizer injected into the beds at planting or broadcast 11-52-0 prior to listing the beds. Up to 150 pounds of actual nitrogen may be sidedressed. Normally UAN32 or AN20 is used.

POLLINATION: At least one colony of bees per acre is recommended and 1½ colonies are better. The



bees should be distributed on at least two sides of a 40-acre field; distribution of bees within fields is even better. Research has indicated that yields are increased with heavy bee saturation.



Flowers that are bisexual (i.e. fruit-producing flowers) are only open for one day. On the average, a well-pollinated flower will receive at least 15 bee visits during this time. If the flower is poorly pollinated, the flower aborts.

The highest quality, earliest maturing, and largest fruit are produced near the crown of the plant. For this reason it is important that an adequate supply of bees be delivered to the field when the first male blossoms develop.

PEST CONTROL: Spring cantaloupes are subject to a number of insect problems including darkling ground beetles, cutworms, aphids, mites, loopers, silverleaf whiteflies, leafhoppers, and leafminers. The silverleaf whitefly can cause yellowing, wilting and death of plants. They remove a large quantity of plant sap during feeding. The excrement from whiteflies called "honeydew" falls on the fruit and foliage. Black-colored fungi develop on the nutrient-rich excrement causing an undesirable appearance of the fruit. Field packing becomes nearly impossible, as the fruit need to be washed to remove the discoloration. Neonicotinoid insecticides applied at planting or through the drip system followed by foliar insecticide sprays are used to control whiteflies on melons.

Various *Pythium* sp. cause sudden wilt symptoms, which can kill the vine after fruit set. Careful water management can reduce the likelihood of the occurrence of this disease.

Mosaic viruses including zucchini yellow mosaic (ZYMV), watermelon mosaic II (WMVII), papaya ringspot (PRSV), and cucumber mosaic (CMV) are vectored by various aphid species during the spring. There is no control.

Powdery mildew, caused by *Sphaerotheca fuliginea* or *Erysiphe cichoracearum*, is a foliar diseases favored by warm weather and moisture. Dusting sulfur and various fungicides are used for control. Other diseases of lesser importance include charcoal rot caused by *Macrophomina phaseolina*, root rots caused by *Fusarium* spp., *Pythium* spp., and *Rhizoctonia solani*, and gummy stem blight caused by *Didymella bryonia*.

Melon vine decline (*Monosporascus cannonballus*) can cause serious damage at harvest. Other than soil fumigation by methyl bromide, there is no control.

Fusarium fruit rot, caused by *F. roseum*, can cause severe damage. Control measures must be applied as a preventative (i.e. before disease occurs) in order to be effective. Otherwise, control measures are useless.

WEED CONTROL: Weeds are a serious problem in melon production. Few herbicides are registered on melons for weed control under desert conditions. Currently, growers rely on hand weeding and cultivation during the bed reconstruction process to kill unwanted weeds.

HARVESTING: Most of the crop is field-harvested on tractor-pulled platforms that span 12 beds. The basic harvest crew consists of 14 to 17 people including a field supervisor. A harvesting crew can



harvest 50 to 60 cartons per hour. The decision to "break" a field is determined by many factors: market price, sugar content of the fruit, weather, and anticipated yield.

Cantaloupes should have at least 10 percent soluble solids (sugar) for good dessert quality. However, the minimum legal standard is 8 percent. High quality, crown-set fruit may have 14 percent soluble solids or more. While cantaloupes ripen and soften after harvest, they do not increase in sugar content.

The preferred shape for a cantaloupe is round and symmetrical. Triangular-shaped melons are difficult to pack and rattle in the box.

Picking is done according to melon background color. Full-slip, straw-colored melons are no longer the industry standard. Greenish cast cantaloupe hybrid varieties are acceptable provided they contain sufficient sugar.

First impressions of the fruit coming from a district are important in establishing a good report with buyers. This makes it important to pack a good carton at the beginning of the season.

Rough handling resulting in scuffing or bruising of the net and puncturing or cracking of the fruit will increase the incidence of decay and dehydration.

Melon packers size and cull the melons to be packed. Approximately 3 to 15 percent of the fruit (off-sizes and blemished fruit) are discarded back into the field. Sizing is by "feel" with packed sizes being 9, 12, 15, 18, 23, or 30 fruit per carton. Carton weight is approximately 40 pounds. Most of the time there are no 30's shipped. Presentation is important in establishing repeat melon sales. Care should be taken to pack high quality melons free of defects and sunburn.

Cartons are stacked 42 per pallet and 12 to 14 pallets per trailer. It takes 2 to 2-~~1~~ hours to fill a trailer. Filled trailers are taken to pressure or "forced air" type coolers to remove field heat. Hydrocooling is also used, but only with shed packed fruit, not field pack.

One method of circumventing the need for pressure cooling in remote areas is to harvest at night, using lights or packing early in the morning before the melons heat up. Cool melons are placed under refrigeration.

Major losses of potentially harvestable fruit occur from mechanical damage and sunburn. Vine coverage has a lot of influence on the incidence of sunburned fruit. Once the roots quit pumping moisture to the fruit, the melons will heat and burn.

POSTHARVEST HANDLING: Cantaloupes may be stored for roughly two weeks at 36-41°F and 95 percent relative humidity. At lower temperatures, chilling injury may occur.



For more information, see “Cantaloupe Production in California”, DANR Publication 7218 available from the Imperial County Cooperative Extension Office or for a free download from the Internet go to <http://anrcatalog.ucdavis.edu/specials.ihtml>



GLOSSARY

Air spray The application of chemicals by aircraft.

Back fill furrows To shave soil off the top of melon beds and place it into a furrow in order to bring the irrigation water closer to the melon seedline.

Bed Mounded soil that is shaped and used for planting; beds are separated by furrows.

Bell Bell pepper.

Big Ox A chisel with 7 shanks used to rip soil 18-24 inches deep.

Blacken the beds To wet/darken a bed with irrigation water.

Black Ice Ice formation on asparagus that is clear and therefore difficult to detect.

Blanks Lack of individual kernel formation in corn.

Brassicas Plants belonging to the genus *Brassica*, of the mustard family (Cruciferae), including cabbage, kale, broccoli, cauliflower, turnip, and mustard; all brassicas are crucifers, but not all crucifers are brassicas.

Break a field To harvest a crop the first time in a season.

Break borders To tear down flat flood borders or flat crop borders.

Breaker A tomato fruit that is beginning to show color change from green to pink on the blossom end; preceded by the *mature green* stage.

Brix A measure of sugar content, especially in tomatoes; a graduated scale, used on a hydrometer, that indicates the weight of sugar per volume of solution.

Brown bead A physiological disorder of broccoli thought to be related to lack of calcium uptake and excessive heat during head formation.

Buck ends of field The remaking of beds at the end of a field in order to channel irrigation water properly; a necessary practice when beds at the end of a field are destroyed due to insufficient turn around space for farm equipment.

Cateye A condition in broccoli where some beads begin breaking into yellow flower; also called *starring*.

Cello Poly bags which hold one or two pounds of carrots; from “cellophane”.

Chisel A tractor-mounted, knife-like implement used to rip soil about 20 inches deep.

‘choke Artichoke

Cole crops Any of various plants of the genus *Brassica*, of the mustard family.

Cos Romaine Lettuce

Cross checks Small dikes at perpendicular angles to borders used for water diversion into a field.

Crucifers Plants belonging to the Cruciferae or mustard family (e.g., broccoli, brussel sprouts, cabbage, cauliflower, etc.).

Cucurbits Plants belonging to the melon or gourd family (e.g., cantaloupe, watermelon, pumpkin, cucumbers, squash, etc.).

Cull To separate unwanted product from desirable product.

Cultipacker A farm implement used to break up clods of soil; consists of groups of knobbed metal rings stacked together.

Cultivate To work beds after planting in order to control weeds, loosen soil, and allow for application of fertilizer.

Curd The edible portion of marketed cauliflower.

Custom rate The value assigned to a cultural operation by farmers for cost accounting; normally includes the cost of the operator.

Damping-off A fungal disease of seedlings that causes rotting of the stem at the soil level and collapse of the plant.

Doubles The placement of two seeds rather than one when one is intended.

Drift Agrichemicals, dust or pests, which inadvertently fall on nearby (usually adjacent) non-target crops; usually the result of spraying products (especially products of small particle size) on windy days or of poor equipment operation.

Drip Irrigation The slow application of low pressure water in tubes or pipes (buried or on the surface): sometimes called trickle irrigation.

Edema (oedema) A physiological disorder of plant resulting from over-watering; numerous small bumps on the lower side of leaves or on stems divide, expand, and break out of the normal leaf surface and at first form greenish-white swellings or galls; the exposed surface

later becomes rusty colored and has a corky texture; especially common in cabbage.

Excelsior Fine wood shavings; used for stuffing, packing, etc.

Feathering Premature flowering of asparagus due to high temperatures.

Flats Flattened asparagus spears caused by certain varietal characteristics.

Float A large, wooden frame pulled with a tractor for rough leveling of the soil surface.

Flood irrigation A method of irrigation where water is applied to a field by gravity; the water is applied to a field by gravity; the water is channeled by earth borders that are usually 70 feet apart.

'flower Cauliflower

Forking The division of a tap root (especially carrots and lettuce) into branches; can be caused by nematode feeding, soil-borne pathogens, and soil texture.

Frost kissed Produce that has been frozen in the field and has a frosty appearance.

Furrow irrigation A method of irrigation where water is applied to fields by gravity flow down furrows; the water enters the bed by capillary action.

Furrow out The removal of soil from furrows by tractor-mounted shovels.

Gated pipe Large diameter pipes used to deliver low pressure water to each furrow; used to keep head end of field dry for cultivation or harvesting.

Green line A term used to describe the appearance of an emerging row crop as plants germinate and emerge above the soil line, a *green line* appears; often growers switch from sprinkler to furrow irrigation when a field can be *green-lined*.

Ground spray The application of an agrichemical by a tractor-mounted sprayer.

Hollow stem A physiological disorder in broccoli resulting from excessive plant spacing.

Honeydew Sweet excrement from aphids and whiteflies as a result of feeding on plant sap. Honeydew attracts ants and will support the growth of fungi (sooty mold).

Hydrocool To cool produce using ice cold water.

Inject fertilizer The application of liquid fertilizer in the top or sides of a bed.

Jelly Gelatinous material present in *mature-green* tomatoes (see also *locule*).

Landplane A large, tractor-pulled, land leveling machine.

Laser level A land surface leveler that uses a laser guiding device to maintain an accurate grade.

Layby To apply an herbicide or other agrichemical at the last opportunity to enter a field with a tractor prior to harvest.

Lilliston A rolling cultivator with curved tines which uses ground speed to assist in working up the soil surface in order to destroy weeds.

Listing Throwing soil in to a mound to make beds.

Locules Tomato fruit seed cavity.

Mature-green A stage of tomato fruit development when the fruit is fully grown and shows brownish ring at the stem scar after removal of the calyx; color at the blossom end has changed from light green to yellow-green and the seeds are surrounded by *jelly*.

Motor grader A large grader normally used to cut tail ditches for draining off excess surface water.

Naked pack Head lettuce packed without a wrapper.

Pegging the emergence of a *radicle* from seed and its placement in the soil.

Pipe setting Installing 2-inch plastic tubes through a soil berm with a hydraulic ram; the pipes are used to control the flow or irrigation water.

Power mulch A tractor-mounted, power rototiller.

Precision planter Planters which drop seeds at exact intervals; may function mechanically or by vacuum.

Primed seed Lettuce seed that has been *primed* for germination by soaking in *osmotic* solutions (e.g., polyethylene glycol [PEG]) as a preventative to *thermodormancy*.

Pull borders To make flood berms used to channel the water.

Punching pipe see *pipe setting*.

Putting the crop to sleep A phrase used to describe the over-watering of tomatoes by furrow irrigation following sprinkler irrigation; encourages shallow rooting and decreased plant growth.

Radicle The embryonic root.

Random flow planter A non-precision planter; seed drop is regulated by agitating the seed in a hopper over a hole; planting rate depends upon hole size and tractor speed.

Ricing Undesirable granulation of floret tips in cauliflower.

Roll beds A large, metal roller used to firm beds prior to thinning.

Rototill To mechanically mix soil.

Row A line of plants or a bed with a single line of plants.

Seedline A line down a bed in which seeds are planted.

Sidedress To place agrichemicals in a band next to a row of plants.

Silking Period of corn ear formation when silky threads emerge from the ear tip.

Slant bed A culturing technique where beds are slanted towards the winter sun (35-37 degrees from horizontal) such that the bed is perpendicular to the sun's rays.

Slip plow An implement pulled by a caterpillar and used to make deep cuts into the soil whereby soil from below is carried upward into the cut; used to improve drainage.

Slush-ice-cooling A cooling method used on broccoli; a mixture of water and ice is forced rapidly into cartons to cool the product.

Spike The running of tractor-mounted shanks into the soil or beds to improve aeration and drainage.

Sprinkler irrigate The application of irrigation water by pressurized injection into the air.

Starring see *cateye*

Stinger A root emerging from seed; a *radicle*

Stubble disc An implement used to chop crop residue and incorporate it into the soil; the blades are scalloped and operate like a pizza cutter.

Subbing Irrigation method where water is applied to a field in furrows and allowed to travel across beds by capillary action.

Subsoil The pulling of large, hard-faced shanks through the soil up to 42 inches deep; used to shatter soil layers and improve drainage.

Swamper Watermelon harvesting crew member.

Swath To cut a tall crop such as asparagus fern.

Taps See *cross checks*

Tasseling The emergence of corn inflorescence.

Thermodormancy A condition of lettuce seed where high temperatures (>86°F) make seed go dormant, thus inhibiting germination.

Thin The removal of excess crop plants and weeds in the seedline in order to achieve desired plant spacing.

Tillering Emergence of multiple stalks from the same root in corn.

Tip burn A condition, especially in lettuce, where leaf tips are burned; thought to be due to lack of calcium uptake; foliar applications of calcium do not correct the problem.

Trió A head lettuce having crew unit consisting of two cutters and a packer; only used in *naked pack* lettuce.

Triplane A smaller, three-wheeled version of a *landplane*.

Triwall cardboard Triple-layered, corrugated cardboard used to make very sturdy fiberboard containers for watermelon.

Vacuum cooling A cooling method whereby commodities are placed in a strong-walled room, air pressure is reduced and heat consumed in the process cools the product.

Versatile A large caterpillar-sized tractor with rubber tread; used to pull discs and other implements; safe for crossing asphalt roads.

Water run An application of an agrichemical in irrigation water (i.e., furrow irrigation).

White star White markings at the blossom end of tomatoes that turn from green to white as the fruit matures; an indicator of maturity in tomatoes.

Wil-rich chisel plow An implement used to work wet or moist soils prior to making beds.

Wind whip Girdling of seedling stems due to high winds. Seedlings are especially susceptible following thinning or weeding; cole crops are most susceptible.