







Fujita Tornado Scale

F-Scale	Winds	Typical Damage
F0	40 - 72 mph	 <p>Light Damage: Some damage to chimneys; branches broken off trees; shallow-rooted trees pushed over; sign boards damaged.</p>
F1	73 - 112 mph	 <p>Moderate Damage: Peels surface off roofs; mobile homes pushed off foundations or overturned; moving autos blown off roads.</p>
F2	113 - 157 mph	 <p>Considerable Damage: Roofs torn off frame houses; mobile homes demolished; boxcars overturned; large trees snapped or uprooted; light-object missiles generated; cars lifted off ground.</p>
F3	158 - 206 mph	 <p>Severe Damage: Roofs and some walls torn off well-constructed houses; trains overturned; most trees in forest uprooted; heavy cars lifted off the ground and thrown.</p>
F4	207 - 260 mph	 <p>Devastating Damage: Well-constructed houses leveled; structures with weak foundations blown away some distance; cars thrown and large missiles generated.</p>
F5	261 - 318 mph	 <p>Incredible Damage: Strong frame houses leveled off foundations and swept away; automobile-sized missiles fly through the air in excess of 100 meters (109 yards); trees debarked; incredible phenomena will occur.</p>