

Fresh Fruit & Vegetable Program

Nationwide Expansion and Program Operations
Under the Food Conservation, and Energy Act of 2008
(Public Law 110-234), the Farm Bill

School Nutrition Association
Annual National Conference
July 2008

Mara McElmurray
Marcus Brownrigg



Outline

- ▶ Brief History
- ▶ State Administrative Costs
- ▶ School Selection Criteria
- ▶ Determining Number of Students
- ▶ Transition of Existing FFVP Schools
- ▶ Outreach
- ▶ School Applications
- ▶ Partnerships
- ▶ General Program Parameters



A Brief History

- ▶ Farm Security and Rural Investment Act of 2002
 - Established a Fresh Fruit and Vegetable Pilot in four states; IN, MS, OH, IA and an ITO (in NM)
- ▶ Child Nutrition and WIC Reauthorization Act 2004
 - Permanently authorized the program and added 4 states (PA, MS, NC, WA) and 2 ITOs (in SD and AZ)
- ▶ Agriculture, Rural Development, Food and Drug Administration, and Related Agencies Appropriations Act, 2006
 - Expanded to include UT, WI, NM, CT, TX and ID



A Brief History

The Consolidated Appropriations Act of 2008, P.L. 110-161

- ▶ Appropriated funds to add non-participating States to operate the FFVP and also allowed FNS to reallocate recovered FFVP funds to the six states under P.L. 109-97

The Food Conservation, and Energy Act of 2008 (Public Law 110-234), the Farm Bill

- ▶ New Section 19 of the National School Lunch Act, the Fresh Fruit and Vegetable Program
- ▶ Beginning July 1, 2008 the FFVP became a nationwide program



School Selection Criteria

- ▶ Must be elementary school
- ▶ Schools must operate the NSLP
- ▶ Interested schools must submit an application
- ▶ Each selected school must have 50% or more F/RP



School Selection Criteria

- ▶ Highest priority must be given to schools with highest % of low income students
- ▶ Total enrollment of all schools must result in a per-student allocation of \$50–\$75



Determining Number of Students

Example

\$184,101	July allocation
<u>\$500,000</u>	October allocation
\$684,101	Total
<u>-\$25,000</u>	Administrative funds
\$659,101	Available to schools

Range

$$\$659,101 / \$50 = 13,182 \text{ students}$$

$$\$659,101 / \$75 = 8,788 \text{ students}$$



Outreach to Low-Income Schools

- ▶ SAs must inform elementary schools with highest proportion of F/RP enrollment, including Native American schools, of their eligibility for participation in the FFVP
- ▶ And the likelihood that they will be chosen to participate due to high F/RP eligibles




Example of the Outreach Process

School	% F/RP	Enrollment	Total Enrollment
1	98	213	213
2	97	221	434
3	95	245	679
4	92	114	793
...
57	75	114	10,682*
...
72	70	248	15,927**
...
299	50		



Transition of Existing Schools to the New FFVP

- ▶ SY 2008–09
 - any school selected for the SY may participate for the SY
- ▶ SY 2009–10
 - except that participating secondary schools may continue for this school year
 - Schools must meet all other selection criteria



School Applications

At a minimum, an application *must include*


- ▶ Total number of enrolled students and % eligible for F/RP meals
- ▶ Certificate of support for participation signed by School Food manager, school principal and district superintendent



School Applications

At a minimum, an application *must include*

- ▶ Plan for implementation of FFVP that includes effort to integrate the FFVP with other efforts to promote sound health and nutrition, reduce overweight and obesity or promote physical activity
- ▶ Description of partnership activities undertaken or planned



National FNS Partners

- ▶ Centers for Disease Control and Prevention
- ▶ National Cancer institute
- ▶ United Fresh Produce Association
- ▶ Produce for Better Health
- ▶ Fruit and Vegetable Program Coordinator
(formerly called the 5-A-Day Coordinator)



General Program Parameters

- ▶ FFVP operates under an addendum to the permanent Federal/State agency agreement
- ▶ States must have properly executed State/local agreements
- ▶ States must operate program on a monthly reimbursement basis
- ▶ Available during the school day in one or more areas of the school
- ▶ Provided separately from lunch or breakfast
- ▶ Required to widely publicize availability within the school



General Program Parameters

- ▶ Intent of the program
 - To provide children fresh fruits and vegetables
- ▶ Non-allowable items
 - Nuts
 - Trail mix
 - Dried fruit



Outline

- ▶ Funding
- ▶ Reporting
- ▶ Program Oversight and Monitoring
- ▶ Program Evaluation



Allocation of Funds to States

- ▶ SY 2008–09 funded through two separate allocations
- ▶ The Consolidated Appropriations Act of 2008
- ▶ Section 19 of the NSLA



Funds for State Administrative Costs

- ▶ SAs may retain a portion of their total FFVP grant allocation
- ▶ Amount of funds that may be retain is the lesser of:
 - 5 percent of SA's total grant for the year, or
 - the amount required to pay costs of one full-time coordinator for the FFVP




SY 08–09 Initial Allocation

- ▶ Available through Consolidated Appropriations Act of 2008 for the 50 States and D.C. on July 1, 2008
- ▶ Each State received approximately \$184,101
- ▶ States must distribute the funds, along with Section 19 funds, to a number of schools which results in a total per student allocation of \$50 to \$75
- ▶ States will follow requirements of Section 19 of the NSLA in selecting schools for participation
- ▶ \$184,101 available for obligation by schools through September 30, 2008; close-out by December 30
- ▶ Funds recovered by FNS after close-out will be available for reallocation



SY08–09 Second Allocation

- ▶ \$40 million provided through The Food Conservation, and Energy Act of 2008 (P.L. 110–234) on October 1, 2008:
- ▶ Minimum Grants
 - 1% minimum grant to each of the 50 States and DC
- ▶ Proportional Allocation based on Population
 - Proportionally allocate remaining funds among the 50 States, D.C., Guam, Puerto Rico and Virgin Islands based on population of State compared to U.S. population
- ▶ Federal Administrative Funds
 - Set aside \$500,000 for Federal administrative costs



Funding Maintenance for Previously Participating States

- ▶ The resulting allocations for each of the previously participating States will be compared to the amounts received by these States in School Year 2007/2008 to determine the total amount of funds needed to provide these States at least the same amount they received in SY 2007/2008



Future Funding

- ▶ July 1, 2009
 - \$65,000,000
- ▶ July 1, 2010
 - \$101,000,000
- ▶ July 1, 2011
 - \$150,000,000
- ▶ July 1, 2012 and beyond
 - based on previous years allocation as adjusted by annual change in the Consumer Price Index (CPI)



Allocation of Funds To Schools

- ▶ Includes previously selected schools
- ▶ One unified program
- ▶ Minimum \$50 to maximum \$75
- ▶ Not all schools must have same per student reimbursement level
- ▶ Determine actual per student \$



Reporting

- ▶ Food Programs Reporting System
 - on a quarterly basis
- ▶ SF 269A
 - set up for all states: CN-FFVP
 - ITOs-SD, AZ, NM: CN-FFVP-ITO




Claim for Reimbursement

- ▶ Schools must submit monthly claims to the State agency for reimbursement



Recordkeeping

- ▶ Same recordkeeping requirements as other Child Nutrition Programs



Program Oversight and Monitoring

- ▶ Critical that State agencies ensure FFVP operating properly
- ▶ State agencies should review FFVP claims for reimbursement
- ▶ State agencies should ensure that FFVP schools are reviewed as part of any oversight or monitoring activity



Program Evaluation

- ▶ Section 19 of the National School Lunch Act requires evaluation of FFVP
 - due September 30, 2011
- ▶ The evaluation will consider FFVP results
 - Increased consumption of fruits and vegetables
 - Other dietary changes (such as decreased consumption of less nutrition foods)



Program Evaluation

- ▶ State agencies required to maintain and provide information that will assist FNS in completing the evaluation
- ▶ Additional information on the evaluation provided at a later date

