



**FPDS-NG**  
**Federal Procurement Report**  
**FY 2004**

**Section I**  
**Total Federal Views**



# Table of Contents

## Forward

### Section I: Total Federal Views

Procurement History by Quarter Actions

Procurement History by Quarter Dollars

Small Business Ownership Report by Ethnic Group

Small Business Ownership Report by Type of Contractor

Preference Goaling Achievements Report on Method of Awards Small Business

Preference Goaling Achievements Report on Method of Awards – Small Disadvantaged Business

Federal Contract Actions and Dollars by Executive Department and Agency

Contract Actions by Dollar Value

Contract Dollars by Executive Dept and Agencies Bar Graphs – Civilian and Defense

Procurements Performed Outside U.S.

Research and Development Summary by R&D Category – Actions and Dollars

Other Services and Construction Summary by Service Category

Supplies and Equipment Summary by PSC

NAICS Summary by NAICS Code

Small Business Goaling Report

Appendix

# FEDERAL PROCUREMENT DATA SYSTEM – NEXT GENERATION

## FOREWARD

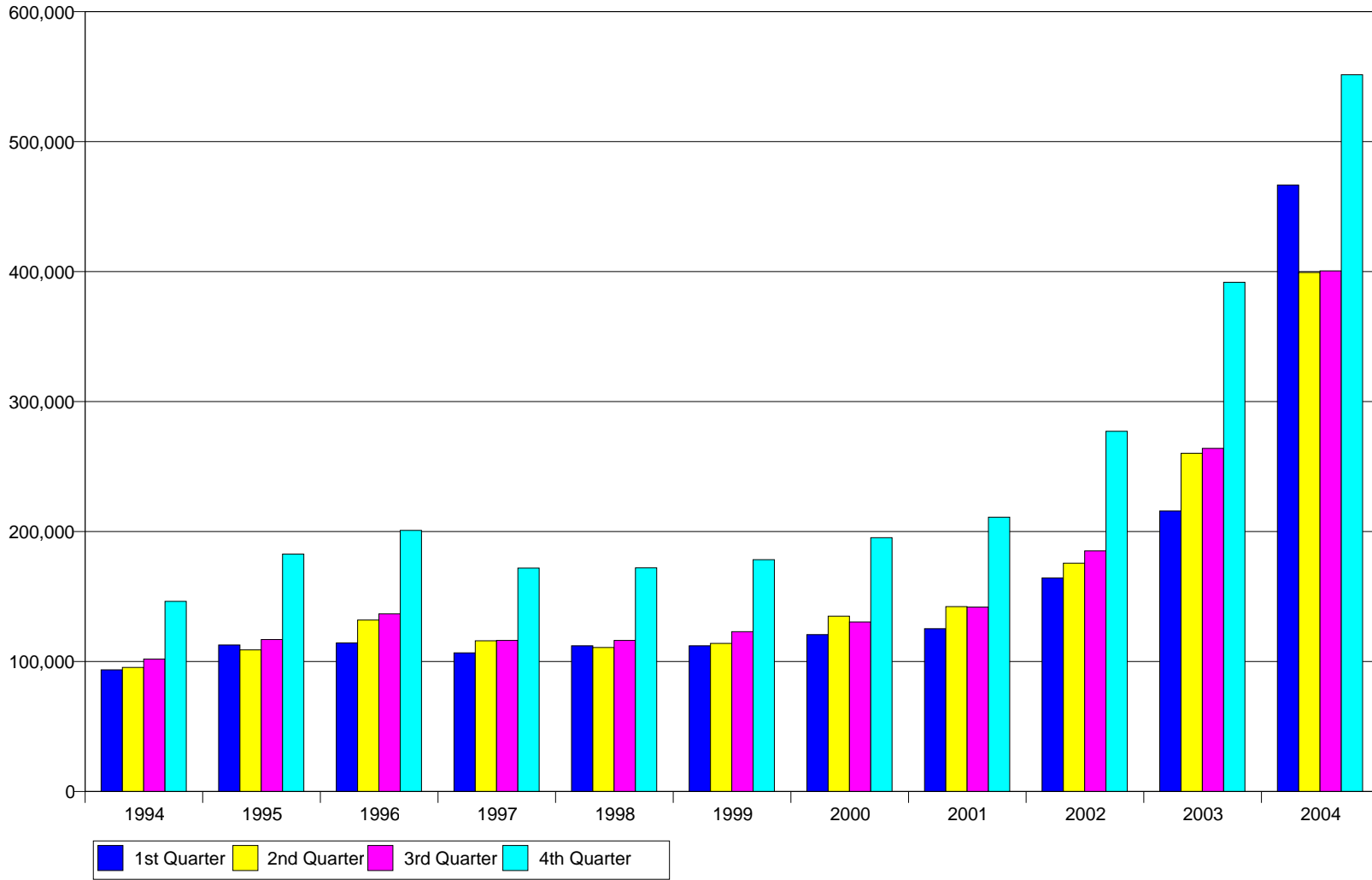
Public Law 93-400 requires that the Office of Management and Budget (OMB), Office of Federal Procurement Policy (OFPP), "...establish a system for collecting, developing, and disseminating the procurement data which takes into account the needs of the Congress, the executive branch, and the public sector." Under the guidance of OFPP, design of the Federal Procurement Data System (FPDS) was completed in early 1978 and data collection began October 1, 1978. The Federal Procurement Data Center provides a central point to respond to the requirements of the legislative, executive, and judicial branches of the Government as well as the private sector.

Beginning October 1, 2003 Global Computer Enterprises, Inc. became the owner and operator of the Federal Procurement Data System – Next Generation (FPDS-NG) for FY 2004 data and subsequent fiscal years. Historically the Federal Procurement Data Center produced reports that examined the various aspects and impacts of the Federal acquisition process. Now this information is available through the enhanced reporting capabilities of the FPDS-NG. This data can be used for geographical analysis, market analysis, and analysis of the impact of congressional and presidential initiatives in socio-economic areas such as small business. The data is also a reliable basis for measuring and assessing the impact of the Federal acquisition policy and management improvement.

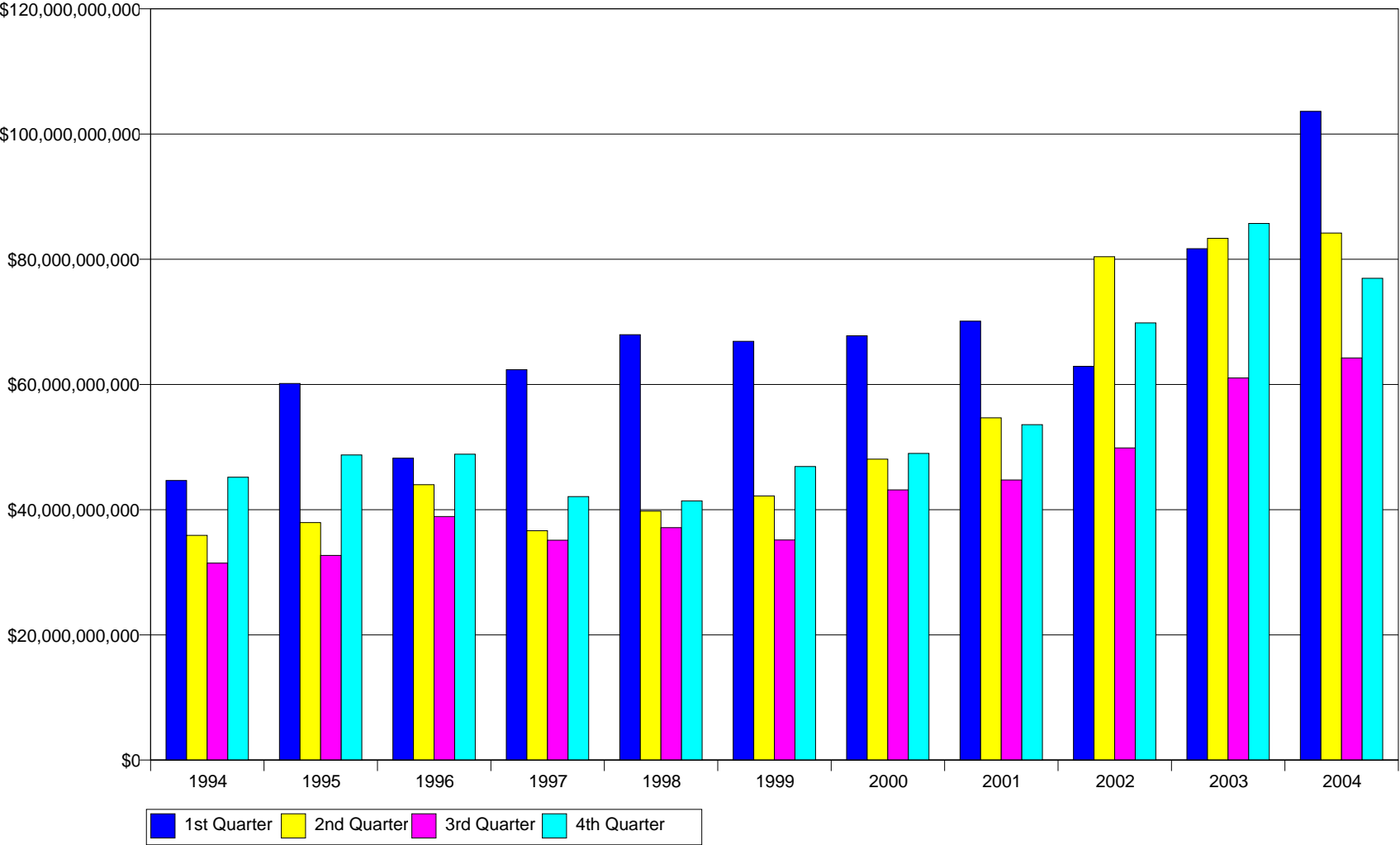
Special reports to meet specific data requirements are available through GCE's reporting system. Basic acquisition data will be published electronically each fiscal year providing the same types of data available in past years through the Federal Procurement Report. Reports are available on GCE's Web Site <https://www.fpds.gov>.

Federal Procurement Data System - Next Generation  
FEDERAL PROCUREMENT HISTORY BY QUARTER  
Actions Reported Individually  
Fiscal Year 1994 To Fiscal Year 2004

ACTIONS



DOLLARS



Federal Procurement Data System - Next Generation

**SMALL BUSINESS OWNERSHIP REPORT**

Number of New Businesses by Ethnic Group

Actions Reported individually - Fiscal Year 2004 Through Fourth Quarter

	WOMEN-OWNED SMALL BUSINESS FIRMS	WOMEN-OWNED SMALL DISADVANTAGED BUSINESS FIRMS	SMALL DISADVANTAGED BUSINESS FIRMS
<b>TOTAL DOD</b>	<b>2,191</b>	<b>264</b>	<b>1,191</b>
ASIAN PACIFIC AMERICAN	25	25	194
BLACK AMERICAN	74	73	240
HISPANIC AMERICAN	50	50	138
NATIVE AMERICAN	40	40	195
NO REPRESENTATION	2,002	76	424

	WOMEN-OWNED SMALL BUSINESS FIRMS	WOMEN-OWNED SMALL DISADVANTAGED BUSINESS FIRMS	SMALL DISADVANTAGED BUSINESS FIRMS
<b>TOTAL CIVILIAN</b>	<b>8,102</b>	<b>418</b>	<b>4,162</b>
ASIAN INDIAN AMERICAN	80	9	41
ASIAN PACIFIC AMERICAN	113	16	407
BLACK AMERICAN	397	72	180
HISPANIC AMERICAN	408	84	255
NATIVE AMERICAN	145	11	61
NO REPRESENTATION	7,035	238	3,258

Federal Procurement Data System - Next Generation

**SMALL BUSINESS OWNERSHIP REPORT**

Number of New Businesses by Type of Contractor

Actions Reported individually - Fiscal Year 2004 Through Fourth Quarter

	WOMEN-OWNED SMALL BUSINESS FIRMS	WOMEN-OWNED SMALL DISADVANTAGED BUSINESS FIRMS	OTHER SMALL DISADVANTAGED BUSINESS FIRMS
<b>TOTAL FEDERAL</b>	<b>10,293</b>	<b>682</b>	<b>5,353</b>
AGENCY FOR INTERNATIONAL DEVELOPMENT	23	0	1
AGRICULTURE, DEPARTMENT OF	753	41	281
BROADCASTING BOARD OF GOVERNORS	153	2	32
COMMERCE, DEPARTMENT OF	583	19	68
COMMISSION ON CIVIL RIGHTS	2	0	0
CONSUMER PRODUCT SAFETY COMMISSION	16	0	0
CORPORATION FOR NATIONAL AND COMMUNITY SERVICE	4	0	0
DEFENSE NUCLEAR FACILITIES SAFETY BOARD	0	0	1
DEPT OF DEFENSE	2,191	264	1,191
EDUCATION, DEPARTMENT OF	184	0	5
ENERGY, DEPARTMENT OF	69	17	41
ENVIRONMENTAL PROTECTION AGENCY	66	11	14
EQUAL EMPLOYMENT OPPORTUNITY COMMISSION	670	15	48
FEDERAL COMMUNICATIONS COMMISSION	1	0	0
FEDERAL ELECTION COMMISSION	14	1	1
FEDERAL ENERGY REGULATORY COMMISSION	2	0	2
FEDERAL MARITIME COMMISSION	1	0	0
GENERAL SERVICES ADMINISTRATION	1,506	24	2,816
HEALTH AND HUMAN SERVICES, DEPARTMENT OF	460	34	111
HOMELAND SECURITY, DEPARTMENT OF	83	7	18
HOUSING AND URBAN DEVELOPMENT, DEPARTMENT OF	11	3	29
INTERIOR, DEPARTMENT OF THE	1,928	92	307
JUSTICE, DEPARTMENT OF	363	3	23
LABOR, DEPARTMENT OF	85	21	24
MERIT SYSTEMS PROTECTION BOARD	1	0	0
NATIONAL AERONAUTICS AND SPACE ADMINISTRATION	70	1	10
NATIONAL ARCHIVES AND RECORDS ADMINISTRATION	1	0	0
NATIONAL ENDOWMENT FOR THE ARTS	1	0	0
NATIONAL ENDOWMENT FOR THE HUMANITIES	1	0	0
NATIONAL LABOR RELATIONS BOARD	4	0	1
NATIONAL SCIENCE FOUNDATION	2	0	0

	<b>WOMEN-OWNED SMALL BUSINESS FIRMS</b>	<b>WOMEN-OWNED SMALL DISADVANTAGED BUSINESS FIRMS</b>	<b>OTHER SMALL DISADVANTAGED BUSINESS FIRMS</b>
<b>TOTAL FEDERAL</b>	<b>10,293</b>	<b>682</b>	<b>5,353</b>
NUCLEAR REGULATORY COMMISSION	30	0	0
OCCUPATIONAL SAFETY AND HEALTH REVIEW COMMISSION	17	1	5
OFFICE OF PERSONNEL MANAGEMENT	19	6	6
PEACE CORPS	1	0	0
RAILROAD RETIREMENT BOARD	1	0	0
SECURITIES AND EXCHANGE COMMISSION	11	0	0
SMALL BUSINESS ADMINISTRATION	2	0	1
SMITHSONIAN INSTITUTION	13	0	0
SOCIAL SECURITY ADMINISTRATION	57	21	33
STATE, DEPARTMENT OF	224	30	30
TRANSPORTATION, DEPARTMENT OF	124	3	41
TREASURY, DEPARTMENT OF THE	138	14	106
VETERANS AFFAIRS, DEPARTMENT OF	408	52	107



Federal Procurement Data System - Next Generation

REPORT ON ANNUAL PROCUREMENT PREFERENCE GOALING ACHIEVEMENTS

Report on Method of Awards - Small Business Concerns

Actions Reported Individually - Fiscal Year 2004 Through Fourth Quarter

	NONCOMPETITIVE		RESTRICTED COMP		UNRESTRICTED COMP	
	Number of Actions	Dollars	Number of Actions	Dollars	Number of Actions	Dollars
TOTAL FEDERAL	184,350	\$17,131,249,147	121,682	\$15,173,482,020	10,163	\$1,389,675,503
AGENCY FOR INTERNATIONAL DEVELOPMENT (7200)	99	\$13,492,676	3	\$123,007	305	\$27,351,005
AGRICULTURE, DEPARTMENT OF (1200)	4,269	\$337,254,671	2,430	\$326,099,522	1,031	\$123,571,334
AMERICAN BATTLE MONUMENTS COMMISSION (7400)	3	\$41,930	0	\$0	0	\$0
BROADCASTING BOARD OF GOVERNORS (9568)	120	\$3,284,964	0	\$0	6	\$109,561
COMMERCE, DEPARTMENT OF (1300)	5,477	\$319,998,065	663	\$97,262,788	584	\$30,343,942
COMMISSION ON CIVIL RIGHTS (9517)	57	\$154,027	1	\$23,882	6	\$143,824
COMMODITY FUTURES TRADING COMMISSION (9507)	1	\$40,000	7	\$207,467	1	\$117,220
CONSUMER PRODUCT SAFETY COMMISSION (6100)	171	\$2,865,772	10	\$75,739	68	\$1,100,322
CORPORATION FOR NATIONAL AND COMMUNITY SERVICE (9577)	45	\$4,758,321	2	\$138,133	6	\$156,103
COURT SERVICES AND OFFENDER SUPERVISION AGENCY (9594)	2	\$277,375	1	\$3,637	53	\$605,365
DEFENSE NUCLEAR FACILITIES SAFETY BOARD (9516)	3	\$4,545	0	\$0	1	\$9,480
DEPT OF DEFENSE (9700)	82,413	\$9,767,646,402	101,554	\$12,110,836,778	156	\$5,349,426
EDUCATION, DEPARTMENT OF (9100)	318	\$25,759,775	46	\$7,332,976	0	\$0
ENERGY, DEPARTMENT OF (8900)	1,593	\$377,999,344	462	\$213,170,264	18	\$8,807,439
ENVIRONMENTAL PROTECTION AGENCY (6800)	1,598	\$125,783,848	962	\$62,947,366	40	\$0
EQUAL EMPLOYMENT OPPORTUNITY COMMISSION (4500)	889	\$7,526,774	0	\$0	0	\$0
EXECUTIVE OFFICE OF THE PRESIDENT (1100)	24	\$2,240,644	4	\$1,030,658	5	\$1,577,515
FEDERAL COMMUNICATIONS COMMISSION (2700)	31	\$12,302,271	0	\$0	0	\$0
FEDERAL ELECTION COMMISSION (9506)	19	\$1,051,535	0	\$0	0	\$0
FEDERAL ENERGY REGULATORY COMMISSION (8961)	2	\$644,000	0	\$0	0	\$0
FEDERAL MARITIME COMMISSION (6500)	21	\$133,806	12	\$141,774	27	\$124,030
FEDERAL TRADE COMMISSION (2900)	1	\$1,560	0	\$0	1	\$3,000
GENERAL SERVICES ADMINISTRATION (4700)	36,121	\$1,310,038,366	1,476	\$145,442,293	770	\$70,005,553
HEALTH AND HUMAN SERVICES, DEPARTMENT OF (7500)	4,759	\$592,904,483	1,252	\$364,814,208	342	\$206,952,296
HOMELAND SECURITY, DEPARTMENT OF (7000)	3,914	\$544,353,108	1,676	\$224,491,433	277	\$207,065,488
HOUSING AND URBAN DEVELOPMENT, DEPARTMENT OF (8600)	550	\$210,817,921	250	\$69,125,340	4	\$210,000
INTERIOR, DEPARTMENT OF THE (1400)	13,258	\$750,403,286	3,564	\$168,747,013	1,152	\$17,232,339
INTERNATIONAL TRADE COMMISSION (3400)	35	\$971,469	0	\$0	0	\$0
J. F. KENNEDY CENTER FOR THE PERFORMING ARTS (3352)	7	\$31,884	0	\$0	0	\$0
JUSTICE, DEPARTMENT OF (1500)	10,002	\$405,872,598	1,523	\$110,713,674	499	\$33,690,409
LABOR, DEPARTMENT OF (1600)	959	\$76,614,896	1,506	\$328,475,094	495	\$100,422,524
MERIT SYSTEMS PROTECTION BOARD (4100)	3	\$4,800	0	\$0	0	\$0
NATIONAL AERONAUTICS AND SPACE ADMINISTRATION (8000)	1,181	\$200,454,306	1,626	\$599,376,557	2,818	\$386,390,871
NATIONAL ARCHIVES AND RECORDS ADMINISTRATION (8800)	41	\$4,318,323	32	\$3,776,758	62	\$5,951,109
NATIONAL ENDOWMENT FOR THE ARTS (5920)	0	\$0	1	\$229,000	0	\$0
NATIONAL ENDOWMENT FOR THE HUMANITIES (5940)	5	\$0	3	\$5,000	7	\$0
NATIONAL GALLERY OF ART (3355)	12	\$5,933,093	1	\$60,000	0	\$0
NATIONAL LABOR RELATIONS BOARD (6300)	5	\$56,486	0	\$0	40	\$837,887
NATIONAL SCIENCE FOUNDATION (4900)	21	\$3,473,626	6	\$1,596,374	1	\$12,090
NATIONAL TRANSPORTATION SAFETY BOARD (9508)	6	\$27,245	0	\$0	0	\$0
NUCLEAR REGULATORY COMMISSION (3100)	77	\$7,653,585	79	\$8,432,683	66	\$3,912,057
OCCUPATIONAL SAFETY AND HEALTH REVIEW COMMISSION (9514)	55	\$790,428	76	\$3,285,280	2	\$-486,400
OFFICE OF PERSONNEL MANAGEMENT (2400)	638	\$13,019,802	1	\$57,000	167	\$2,967,333

PEACE CORPS (1145)	27	\$2,689,902	1	\$413,504	3	\$217,417
RAILROAD RETIREMENT BOARD (6000)	5	\$264,560	7	\$47,146	3	\$102,937
SECURITIES AND EXCHANGE COMMISSION (5000)	85	\$9,194,734	1	\$157,414	11	\$890,793
SMALL BUSINESS ADMINISTRATION (7300)	43	\$2,895,877	15	\$7,114,731	57	\$10,268,456
SMITHSONIAN INSTITUTION (3300)	39	\$5,025,999	21	\$2,738,566	34	\$6,512,782
SOCIAL SECURITY ADMINISTRATION (2800)	913	\$74,600,180	784	\$29,606,390	3	\$35,291
STATE, DEPARTMENT OF (1900)	3,208	\$465,096,303	77	\$11,309,424	84	\$8,677,690
TRANSPORTATION, DEPARTMENT OF (6900)	2,235	\$310,390,998	277	\$45,121,733	272	\$17,782,400
TREASURY, DEPARTMENT OF THE (2000)	4,247	\$336,359,830	329	\$21,460,102	129	\$6,755,111
UNITED STATES HOLOCAUST MEMORIAL MUSEUM (9531)	2	\$100	0	\$0	0	\$0
UNITED STATES TRADE AND DEVELOPMENT AGENCY (1153)	0	\$0	1	\$443,174	1	\$5,375
VETERANS AFFAIRS, DEPARTMENT OF (3600)	4,741	\$793,728,657	940	\$207,048,136	556	\$103,894,132

Federal Procurement Data System - Next Generation

**REPORT ON ANNUAL PROCUREMENT PREFERENCE GOALING ACHIEVEMENTS**

Report on Method of Awards - Small Disadvantaged Business Concerns

Actions Reported Individually - Fiscal Year 2004 Through Fourth Quarter

	NONCOMPETITIVE		RESTRICTED COMP		UNRESTRICTED COMP	
	Number of Actions	Dollars	Number of Actions	Dollars	Number of Actions	Dollars
TOTAL FEDERAL	48,643	\$7,216,743,192	27,194	\$4,183,654,299	820	\$181,046,758
AGENCY FOR INTERNATIONAL DEVELOPMENT (7200)	1	\$99,600	0	\$0	27	\$47,912,709
AGRICULTURE, DEPARTMENT OF (1200)	1,211	\$114,920,635	192	\$19,418,465	55	\$11,747,733
BROADCASTING BOARD OF GOVERNORS (9568)	13	\$463,418	0	\$0	0	\$0
COMMERCE, DEPARTMENT OF (1300)	1,221	\$110,118,410	100	\$24,462,144	58	\$12,862,601
CONSUMER PRODUCT SAFETY COMMISSION (6100)	11	\$391,933	0	\$0	6	\$103,000
CORPORATION FOR NATIONAL AND COMMUNITY SERVICE (9577)	23	\$3,377,617	1	\$127,829	0	\$0
COURT SERVICES AND OFFENDER SUPERVISION AGENCY (9594)	0	\$0	0	\$0	1	\$7,710
DEPT OF DEFENSE (9700)	29,189	\$4,638,678,864	24,587	\$3,564,716,461	5	\$152,528
EDUCATION, DEPARTMENT OF (9100)	36	\$7,003,168	24	\$1,649,773	0	\$0
ENERGY, DEPARTMENT OF (8900)	896	\$161,521,624	69	\$28,159,565	0	\$0
ENVIRONMENTAL PROTECTION AGENCY (6800)	773	\$83,306,673	110	\$8,370,371	1	\$0
EQUAL EMPLOYMENT OPPORTUNITY COMMISSION (4500)	32	\$4,065,773	0	\$0	0	\$0
FEDERAL COMMUNICATIONS COMMISSION (2700)	1	\$33,211	0	\$0	0	\$0
FEDERAL MARITIME COMMISSION (6500)	10	\$24,995	3	\$69,140	5	\$17,594
GENERAL SERVICES ADMINISTRATION (4700)	4,238	\$308,059,187	375	\$66,265,140	112	\$10,373,806
HEALTH AND HUMAN SERVICES, DEPARTMENT OF (7500)	1,540	\$271,574,760	204	\$77,405,251	30	\$9,582,819
HOMELAND SECURITY, DEPARTMENT OF (7000)	1,009	\$91,646,215	193	\$32,007,721	59	\$11,566,058
HOUSING AND URBAN DEVELOPMENT, DEPARTMENT OF (8600)	412	\$103,324,376	62	\$34,470,846	1	\$25,000
INTERIOR, DEPARTMENT OF THE (1400)	2,875	\$347,493,626	258	\$16,030,178	128	\$2,779,946
INTERNATIONAL TRADE COMMISSION (3400)	2	\$27,828	0	\$0	0	\$0
J. F. KENNEDY CENTER FOR THE PERFORMING ARTS (3352)	6	\$29,384	0	\$0	0	\$0
JUSTICE, DEPARTMENT OF (1500)	417	\$91,003,394	49	\$10,129,708	39	\$6,362,548
LABOR, DEPARTMENT OF (1600)	185	\$50,159,652	284	\$55,596,307	56	\$7,978,257
MERIT SYSTEMS PROTECTION BOARD (4100)	2	\$3,822	0	\$0	0	\$0
NATIONAL AERONAUTICS AND SPACE ADMINISTRATION (8000)	781	\$141,518,152	317	\$144,236,358	126	\$43,168,194
NATIONAL ARCHIVES AND RECORDS ADMINISTRATION (8800)	13	\$1,530,142	0	\$0	3	\$131,846
NATIONAL ENDOWMENT FOR THE HUMANITIES (5940)	0	\$0	0	\$0	1	\$0
NATIONAL GALLERY OF ART (3355)	2	\$2,916,606	0	\$0	0	\$0
NATIONAL LABOR RELATIONS BOARD (6300)	0	\$0	0	\$0	6	\$239,284
NATIONAL SCIENCE FOUNDATION (4900)	4	\$312,990	6	\$1,596,374	0	\$0
NUCLEAR REGULATORY COMMISSION (3100)	32	\$3,652,780	11	\$3,243,918	10	\$511,752
OCCUPATIONAL SAFETY AND HEALTH REVIEW COMMISSION (9514)	16	\$-437,691	5	\$70,061	0	\$0
OFFICE OF PERSONNEL MANAGEMENT (2400)	48	\$1,686,589	0	\$0	8	\$546,313
PEACE CORPS (1145)	13	\$2,011,601	0	\$0	0	\$0
RAILROAD RETIREMENT BOARD (6000)	0	\$0	1	\$3,627	1	\$38,106
SECURITIES AND EXCHANGE COMMISSION (5000)	2	\$5,358	0	\$0	1	\$200,000
SMALL BUSINESS ADMINISTRATION (7300)	29	\$2,411,189	8	\$5,092,653	9	\$1,040,839
SMITHSONIAN INSTITUTION (3300)	16	\$3,468,584	7	\$2,022,749	8	\$680,993
SOCIAL SECURITY ADMINISTRATION (2800)	169	\$35,470,914	74	\$463,065	0	\$0
STATE, DEPARTMENT OF (1900)	1,292	\$201,368,619	19	\$4,789,312	3	\$51,610
TRANSPORTATION, DEPARTMENT OF (6900)	482	\$87,151,620	57	\$4,017,678	14	\$4,726,879
TREASURY, DEPARTMENT OF THE (2000)	511	\$96,097,594	49	\$3,230,518	5	\$464,430
VETERANS AFFAIRS, DEPARTMENT OF (3600)	1,130	\$250,249,982	129	\$76,009,086	42	\$7,774,202

Federal Procurement Data System - Next Generation

Federal Contract Actions and Dollars by Executive Department and Agency

Actions Reported - Fiscal Year 2004 Through Fourth Quarter

	All Reported Actions				Actions Reported Individually				Actions Reported in Summary			
	Number of Actions	Percent of Actions	Dollars	Percent of Dollars	Number of Actions	Percent of Actions	Dollars	Percent of Dollars	Number of Actions	Percent of Actions	Dollars	Percent of Dollars
<b>Total Federal</b>	<b>10,364,815</b>	<b>100.000 %</b>	<b>\$341,447,181,612</b>	<b>100.000 %</b>	<b>1,817,941</b>	<b>100.000 %</b>	<b>\$329,003,505,537</b>	<b>100.000 %</b>	<b>8,546,874</b>	<b>100.000 %</b>	<b>\$12,443,676,075</b>	<b>100.000 %</b>
AGENCY FOR INTERNATIONAL DEVELOPMENT (1152)	3,826	0.037 %	\$4,846,225	0.001 %	0	0.000 %	\$0	0.000 %	3,826	0.045 %	\$4,846,225	0.039 %
AGENCY FOR INTERNATIONAL DEVELOPMENT (7200)	1,341	0.013 %	\$1,654,634,268	0.485 %	1,341	0.074 %	\$1,654,634,268	0.503 %	0	0.000 %	\$0	0.000 %
AGRICULTURE, DEPARTMENT OF (1200)	163,924	1.582 %	\$3,999,581,722	1.171 %	29,516	1.624 %	\$3,811,612,722	1.159 %	134,408	1.573 %	\$187,969,000	1.511 %
AMERICAN BATTLE MONUMENTS COMMISSION (7400)	21	0.000 %	\$197,794	0.000 %	21	0.001 %	\$197,794	0.000 %	0	0.000 %	\$0	0.000 %
BROADCASTING BOARD OF GOVERNORS (9568)	1,259	0.012 %	\$22,972,928	0.007 %	1,259	0.069 %	\$22,972,928	0.007 %	0	0.000 %	\$0	0.000 %
COMMERCE, DEPARTMENT OF (1300)	28,576	0.276 %	\$1,544,402,251	0.452 %	28,576	1.572 %	\$1,544,402,251	0.469 %	0	0.000 %	\$0	0.000 %
COMMISSION ON CIVIL RIGHTS (9517)	237	0.002 %	\$2,700,245	0.001 %	237	0.013 %	\$2,700,245	0.001 %	0	0.000 %	\$0	0.000 %
COMMITTEE FOR PRCH FROM BLIND & OTHER SEVERELY HANDICAPPED (9518)	7	0.000 %	\$766,284	0.000 %	7	0.000 %	\$766,284	0.000 %	0	0.000 %	\$0	0.000 %
COMMODITY FUTURES TRADING COMMISSION (9507)	924	0.009 %	\$10,399,304	0.003 %	82	0.005 %	\$9,444,636	0.003 %	842	0.010 %	\$954,668	0.008 %
CONSUMER PRODUCT SAFETY COMMISSION (6100)	992	0.010 %	\$8,292,118	0.002 %	992	0.055 %	\$8,292,118	0.003 %	0	0.000 %	\$0	0.000 %
CORPORATION FOR NATIONAL AND COMMUNITY SERVICE (9577)	233	0.002 %	\$31,192,699	0.009 %	233	0.013 %	\$31,192,699	0.009 %	0	0.000 %	\$0	0.000 %
COURT SERVICES AND OFFENDER SUPERVISION AGENCY (9594)	185	0.002 %	\$7,042,070	0.002 %	185	0.010 %	\$7,042,070	0.002 %	0	0.000 %	\$0	0.000 %

	All Reported Actions				Actions Reported Individually				Actions Reported in Summary			
	Number of Actions	Percent of Actions	Dollars	Percent of Dollars	Number of Actions	Percent of Actions	Dollars	Percent of Dollars	Number of Actions	Percent of Actions	Dollars	Percent of Dollars
<b>Total Federal</b>	<b>10,364,815</b>	<b>100.000 %</b>	<b>\$341,447,181,612</b>	<b>100.000 %</b>	<b>1,817,941</b>	<b>100.000 %</b>	<b>\$329,003,505,537</b>	<b>100.000 %</b>	<b>8,546,874</b>	<b>100.000 %</b>	<b>\$12,443,676,075</b>	<b>100.000 %</b>
DEFENSE NUCLEAR FACILITIES SAFETY BOARD (9516)	34	0.000 %	\$244,786	0.000 %	34	0.002 %	\$244,786	0.000 %	0	0.000 %	\$0	0.000 %
DEPT OF DEFENSE (9700)	6,487,958	62.596 %	\$238,126,936,800	69.740 %	710,905	39.105 %	\$228,944,116,119	69.587 %	5,777,053	67.593 %	\$9,182,820,681	73.795 %
EDUCATION, DEPARTMENT OF (9100)	3,553	0.034 %	\$1,542,779,033	0.452 %	3,553	0.195 %	\$1,542,779,033	0.469 %	0	0.000 %	\$0	0.000 %
ENERGY, DEPARTMENT OF (8900)	14,618	0.141 %	\$22,060,993,076	6.461 %	7,374	0.406 %	\$22,034,558,801	6.697 %	7,244	0.085 %	\$26,434,275	0.212 %
ENVIRONMENTAL PROTECTION AGENCY (6800)	21,516	0.208 %	\$1,147,669,788	0.336 %	10,164	0.559 %	\$952,130,788	0.289 %	11,352	0.133 %	\$195,539,000	1.571 %
EQUAL EMPLOYMENT OPPORTUNITY COMMISSION (4500)	3,964	0.038 %	\$53,088,839	0.016 %	3,964	0.218 %	\$53,088,839	0.016 %	0	0.000 %	\$0	0.000 %
EXECUTIVE OFFICE OF THE PRESIDENT (1100)	368	0.004 %	\$29,623,718	0.009 %	254	0.014 %	\$29,072,616	0.009 %	114	0.001 %	\$551,102	0.004 %
FEDERAL COMMUNICATIONS COMMISSION (2700)	89	0.001 %	\$18,808,217	0.006 %	89	0.005 %	\$18,808,217	0.006 %	0	0.000 %	\$0	0.000 %
FEDERAL ELECTION COMMISSION (9506)	946	0.009 %	\$3,374,238	0.001 %	946	0.052 %	\$3,374,238	0.001 %	0	0.000 %	\$0	0.000 %
FEDERAL ENERGY REGULATORY COMMISSION (8961)	39	0.000 %	\$10,314,042	0.003 %	39	0.002 %	\$10,314,042	0.003 %	0	0.000 %	\$0	0.000 %
FEDERAL MARITIME COMMISSION (6500)	136	0.001 %	\$1,166,326	0.000 %	136	0.007 %	\$1,166,326	0.000 %	0	0.000 %	\$0	0.000 %
FEDERAL TRADE COMMISSION (2900)	16	0.000 %	\$168,352	0.000 %	16	0.001 %	\$168,352	0.000 %	0	0.000 %	\$0	0.000 %
GENERAL SERVICES ADMINISTRATION (4700)	735,384	7.095 %	\$13,763,999,377	4.031 %	735,384	40.451 %	\$13,763,999,377	4.184 %	0	0.000 %	\$0	0.000 %
HEALTH AND HUMAN SERVICES, DEPARTMENT OF (7500)	202,432	1.953 %	\$8,205,331,648	2.403 %	29,230	1.608 %	\$7,739,534,150	2.352 %	173,202	2.026 %	\$465,797,498	3.743 %
HOMELAND SECURITY, DEPARTMENT OF (7000)	62,167	0.600 %	\$6,283,157,655	1.840 %	22,093	1.215 %	\$6,090,143,447	1.851 %	40,074	0.469 %	\$193,014,208	1.551 %
HOUSING AND URBAN DEVELOPMENT, DEPARTMENT OF (8600)	6,738	0.065 %	\$922,570,473	0.270 %	1,750	0.096 %	\$922,555,974	0.280 %	4,988	0.058 %	\$14,499	0.000 %
INTERIOR, DEPARTMENT OF THE (1400)	79,865	0.771 %	\$4,432,252,173	1.298 %	79,865	4.393 %	\$4,432,252,173	1.347 %	0	0.000 %	\$0	0.000 %

	All Reported Actions				Actions Reported Individually				Actions Reported in Summary			
	Number of Actions	Percent of Actions	Dollars	Percent of Dollars	Number of Actions	Percent of Actions	Dollars	Percent of Dollars	Number of Actions	Percent of Actions	Dollars	Percent of Dollars
<b>Total Federal</b>	<b>10,364,815</b>	<b>100.000 %</b>	<b>\$341,447,181,612</b>	<b>100.000 %</b>	<b>1,817,941</b>	<b>100.000 %</b>	<b>\$329,003,505,537</b>	<b>100.000 %</b>	<b>8,546,874</b>	<b>100.000 %</b>	<b>\$12,443,676,075</b>	<b>100.000 %</b>
INTERNATIONAL TRADE COMMISSION (3400)	139	0.001 %	\$8,032,146	0.002 %	139	0.008 %	\$8,032,146	0.002 %	0	0.000 %	\$0	0.000 %
J. F. KENNEDY CENTER FOR THE PERFORMING ARTS (3352)	33	0.000 %	\$8,237,843	0.002 %	33	0.002 %	\$8,237,843	0.003 %	0	0.000 %	\$0	0.000 %
JUSTICE, DEPARTMENT OF (1500)	203,246	1.961 %	\$4,047,296,100	1.185 %	33,619	1.849 %	\$3,675,918,815	1.117 %	169,627	1.985 %	\$371,377,285	2.984 %
LABOR, DEPARTMENT OF (1600)	14,183	0.137 %	\$1,661,009,103	0.486 %	5,485	0.302 %	\$1,611,600,101	0.490 %	8,698	0.102 %	\$49,409,002	0.397 %
MERIT SYSTEMS PROTECTION BOARD (4100)	32	0.000 %	\$610,411	0.000 %	32	0.002 %	\$610,411	0.000 %	0	0.000 %	\$0	0.000 %
NATIONAL AERONAUTICS AND SPACE ADMINISTRATION (8000)	18,722	0.181 %	\$12,541,027,564	3.673 %	18,722	1.030 %	\$12,541,027,564	3.812 %	0	0.000 %	\$0	0.000 %
NATIONAL ARCHIVES AND RECORDS ADMINISTRATION (8800)	1,750	0.017 %	\$131,524,129	0.039 %	655	0.036 %	\$127,801,249	0.039 %	1,095	0.013 %	\$3,722,880	0.030 %
NATIONAL COMMISSION ON LIBRARIES AND INFORMATION SCIENCE (9527)	42	0.000 %	\$292,344	0.000 %	42	0.002 %	\$292,344	0.000 %	0	0.000 %	\$0	0.000 %
NATIONAL ENDOWMENT FOR THE ARTS (5920)	139	0.001 %	\$1,987,268	0.001 %	17	0.001 %	\$1,462,591	0.000 %	122	0.001 %	\$524,677	0.004 %
NATIONAL ENDOWMENT FOR THE HUMANITIES (5940)	61	0.001 %	\$36,849	0.000 %	61	0.003 %	\$36,849	0.000 %	0	0.000 %	\$0	0.000 %
NATIONAL GALLERY OF ART (3355)	719	0.007 %	\$12,991,441	0.004 %	58	0.003 %	\$12,988,269	0.004 %	661	0.008 %	\$3,172	0.000 %
NATIONAL LABOR RELATIONS BOARD (6300)	193	0.002 %	\$5,641,235	0.002 %	193	0.011 %	\$5,641,235	0.002 %	0	0.000 %	\$0	0.000 %
NATIONAL MEDIATION BOARD (9524)	71	0.001 %	\$458,544	0.000 %	71	0.004 %	\$458,544	0.000 %	0	0.000 %	\$0	0.000 %
NATIONAL SCIENCE FOUNDATION (4900)	1,007	0.010 %	\$83,199,283	0.024 %	232	0.013 %	\$78,703,970	0.024 %	775	0.009 %	\$4,495,313	0.036 %
NATIONAL TRANSPORTATION SAFETY BOARD (9508)	42	0.000 %	\$2,603,094	0.001 %	42	0.002 %	\$2,603,094	0.001 %	0	0.000 %	\$0	0.000 %

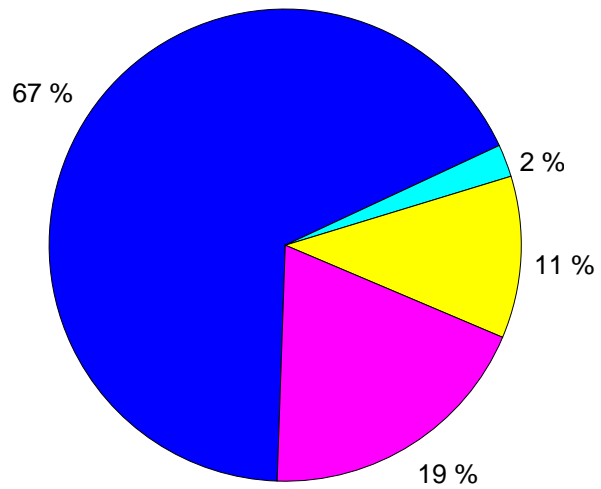
	All Reported Actions				Actions Reported Individually				Actions Reported in Summary			
	Number of Actions	Percent of Actions	Dollars	Percent of Dollars	Number of Actions	Percent of Actions	Dollars	Percent of Dollars	Number of Actions	Percent of Actions	Dollars	Percent of Dollars
<b>Total Federal</b>	<b>10,364,815</b>	<b>100.000 %</b>	<b>\$341,447,181,612</b>	<b>100.000 %</b>	<b>1,817,941</b>	<b>100.000 %</b>	<b>\$329,003,505,537</b>	<b>100.000 %</b>	<b>8,546,874</b>	<b>100.000 %</b>	<b>\$12,443,676,075</b>	<b>100.000 %</b>
NUCLEAR REGULATORY COMMISSION (3100)	1,456	0.014 %	\$92,604,324	0.027 %	788	0.043 %	\$92,600,186	0.028 %	668	0.008 %	\$4,138	0.000 %
OCCUPATIONAL SAFETY AND HEALTH REVIEW COMMISSION (9514)	364	0.004 %	\$9,770,289	0.003 %	364	0.020 %	\$9,770,289	0.003 %	0	0.000 %	\$0	0.000 %
OFFICE OF PERSONNEL MANAGEMENT (2400)	6,032	0.058 %	\$461,781,852	0.135 %	4,754	0.262 %	\$454,296,565	0.138 %	1,278	0.015 %	\$7,485,287	0.060 %
PEACE CORPS (1145)	4,008	0.039 %	\$50,252,695	0.015 %	464	0.026 %	\$38,918,538	0.012 %	3,544	0.041 %	\$11,334,157	0.091 %
RAILROAD RETIREMENT BOARD (6000)	1,013	0.010 %	\$6,109,888	0.002 %	112	0.006 %	\$4,380,486	0.001 %	901	0.011 %	\$1,729,402	0.014 %
SECURITIES AND EXCHANGE COMMISSION (5000)	350	0.003 %	\$51,245,079	0.015 %	350	0.019 %	\$51,245,079	0.016 %	0	0.000 %	\$0	0.000 %
SMALL BUSINESS ADMINISTRATION (7300)	339	0.003 %	\$46,993,897	0.014 %	339	0.019 %	\$46,993,897	0.014 %	0	0.000 %	\$0	0.000 %
SMITHSONIAN INSTITUTION (3300)	10,410	0.100 %	\$140,230,308	0.041 %	288	0.016 %	\$133,119,503	0.040 %	10,122	0.118 %	\$7,110,805	0.057 %
SOCIAL SECURITY ADMINISTRATION (2800)	199,062	1.921 %	\$770,955,254	0.226 %	6,714	0.369 %	\$707,033,061	0.215 %	192,348	2.251 %	\$63,922,193	0.514 %
STATE, DEPARTMENT OF (1900)	162,127	1.564 %	\$3,664,546,331	1.073 %	18,871	1.038 %	\$3,535,839,146	1.075 %	143,256	1.676 %	\$128,707,185	1.034 %
TRANSPORTATION, DEPARTMENT OF (6900)	9,221	0.089 %	\$1,513,248,966	0.443 %	9,221	0.507 %	\$1,513,248,966	0.460 %	0	0.000 %	\$0	0.000 %
TREASURY, DEPARTMENT OF THE (2000)	26,234	0.253 %	\$3,366,122,652	0.986 %	20,298	1.117 %	\$3,351,851,660	1.019 %	5,936	0.069 %	\$14,270,992	0.115 %
UNITED STATES HOLOCAUST MEMORIAL MUSEUM (9531)	13	0.000 %	\$133,603	0.000 %	13	0.001 %	\$133,603	0.000 %	0	0.000 %	\$0	0.000 %
UNITED STATES TRADE AND DEVELOPMENT AGENCY (1153)	18	0.000 %	\$4,500,864	0.001 %	18	0.001 %	\$4,500,864	0.001 %	0	0.000 %	\$0	0.000 %
VETERANS AFFAIRS, DEPARTMENT OF (3600)	1,882,441	18.162 %	\$8,874,231,809	2.599 %	27,701	1.524 %	\$7,352,593,378	2.235 %	1,854,740	21.701 %	\$1,521,638,431	12.228 %

#### Appendix:

Summary data is being phased out. If the summary data is zero then the agency reported all actions individually and did not submit a summary report.

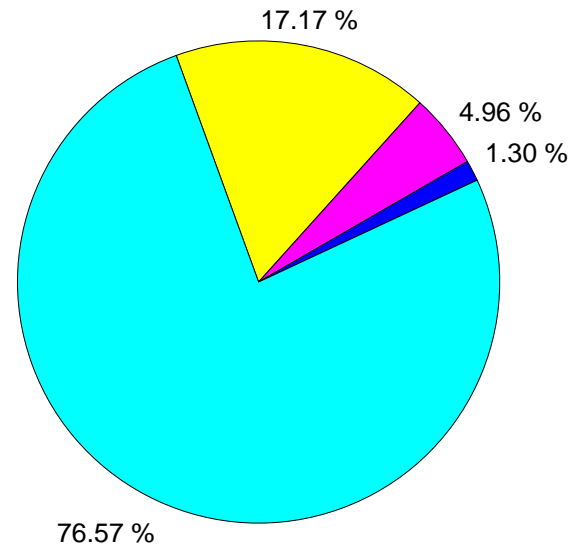
**Federal Procurement Data System - Next Generation**  
**CONTRACT ACTIONS BY DOLLAR VALUE**  
**Actions Reported Individually - Fiscal Year 2004 Through Fourth Quarter**

**Number of actions for action dollar ranges**



Blue	< \$25000	1,225,001
Magenta	Between \$25000 and \$100000	348,083
Yellow	Between \$100000 and \$1000000	202,922
Cyan	>=\$1000000	41,935

**Sum of dollars for action dollar ranges**

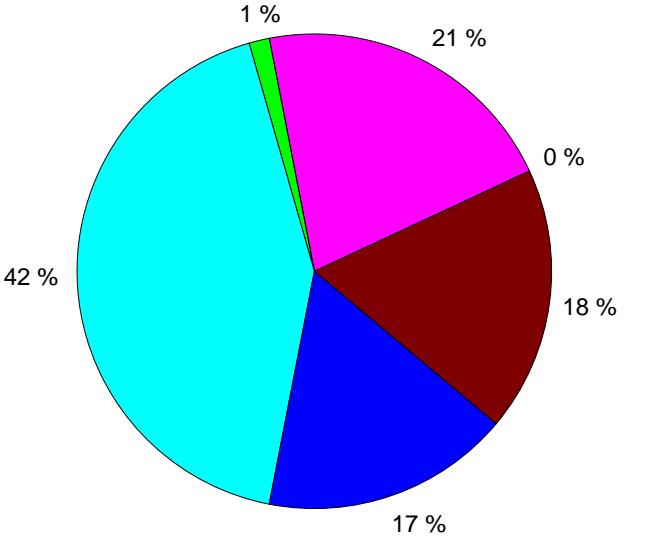


Blue	< \$25000	\$4,283,792,843
Magenta	Between \$25000 and \$100000	\$16,311,671,116
Yellow	Between \$100000 and \$1000000	\$56,497,258,428
Cyan	>=\$1000000	\$251,910,783,150



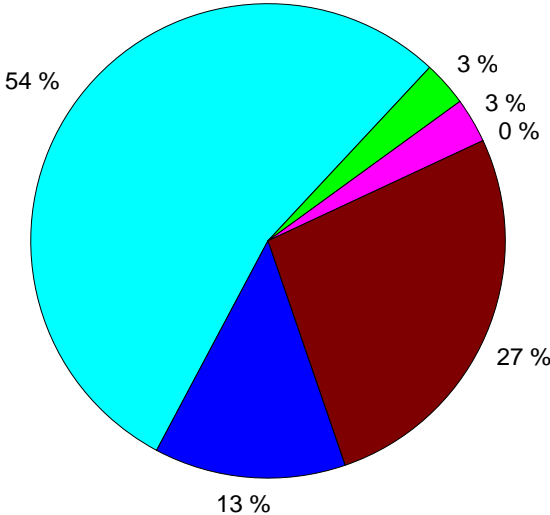
**Contract actions under 25000 showing type of action**

**Number of actions for action dollar ranges**



- BPA Call 256,116
- Delivery Order 518,922
- Purchase Order 220,457
- Definitive Contracts 17,165
- Modifications 209,552
- Terminations 1,701

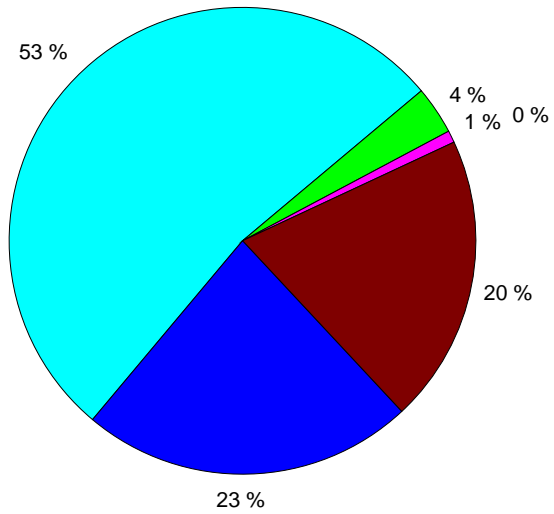
**Sum of dollars for action dollar ranges**



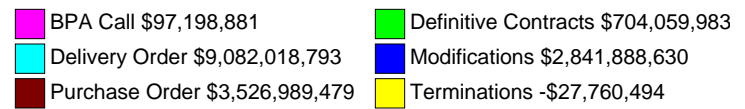
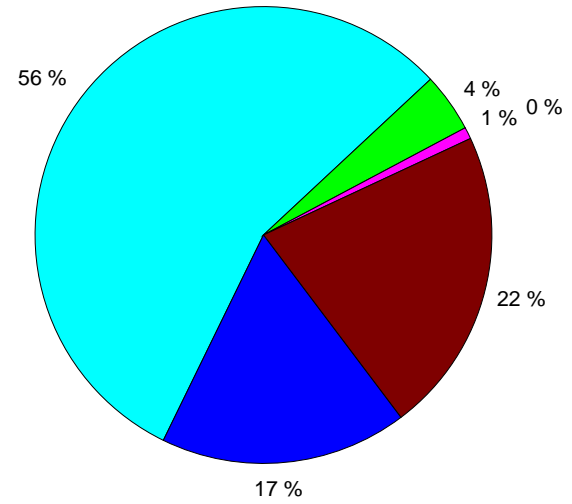
- BPA Call \$130,995,323
- Delivery Order \$2,335,103,776
- Purchase Order \$1,144,070,137
- Definitive Contracts \$120,717,516
- Modifications \$553,416,789
- Terminations -\$8,174,959

**Contract actions greater than or equal to \$25000 and less than \$100,000 showing type of actions**

**Number of actions for action dollar ranges**

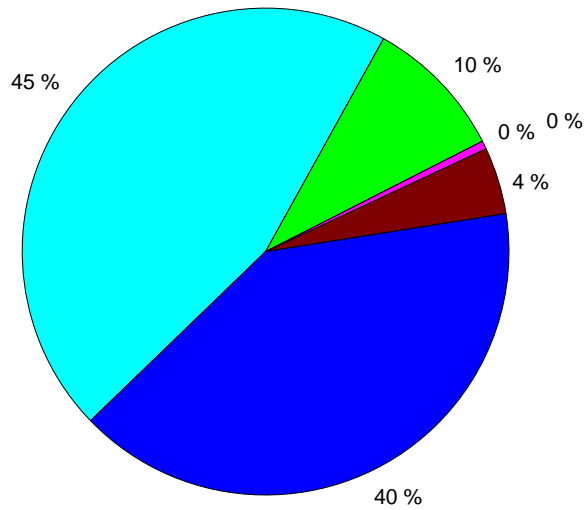


**Sum of dollars for action dollar ranges**



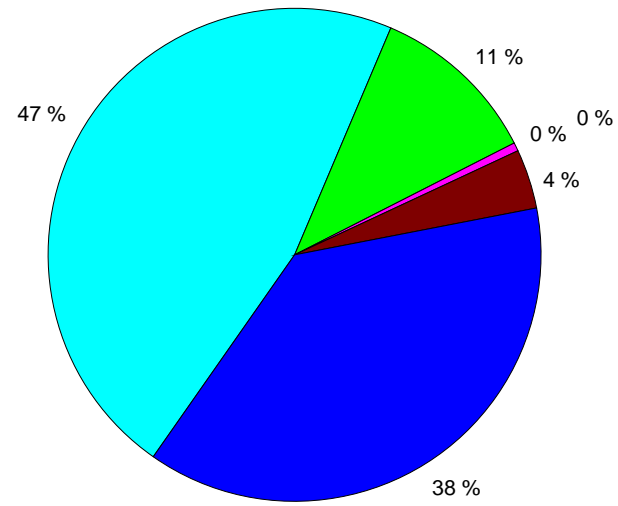
**Contract actions greater than or equal to \$100,000 and less than \$1000,000 showing type of actions**

**Number of actions for action dollar ranges**



<span style="color: magenta;">■</span> BPA Call 640	<span style="color: green;">■</span> Definitive Contracts 19,294
<span style="color: cyan;">■</span> Delivery Order 91,209	<span style="color: blue;">■</span> Modifications 80,791
<span style="color: brown;">■</span> Purchase Order 9,013	<span style="color: yellow;">■</span> Terminations 404

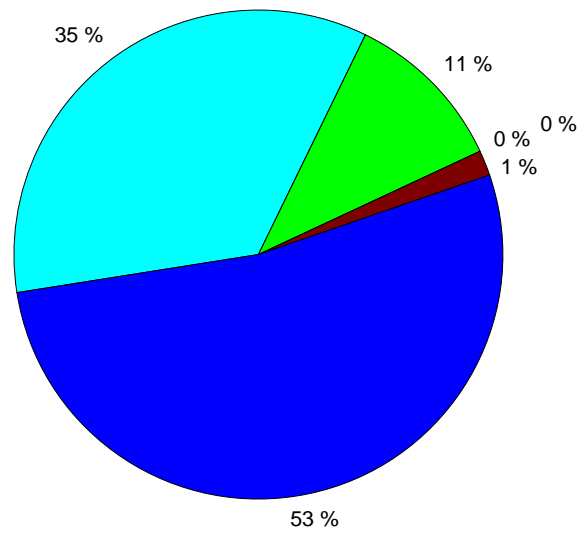
**Sum of dollars for action dollar ranges**



<span style="color: magenta;">■</span> BPA Call \$183,148,224	<span style="color: green;">■</span> Definitive Contracts \$6,358,088,173
<span style="color: cyan;">■</span> Delivery Order \$26,224,852,699	<span style="color: blue;">■</span> Modifications \$21,151,409,193
<span style="color: brown;">■</span> Purchase Order \$2,179,896,167	<span style="color: yellow;">■</span> Terminations -\$100,666,470

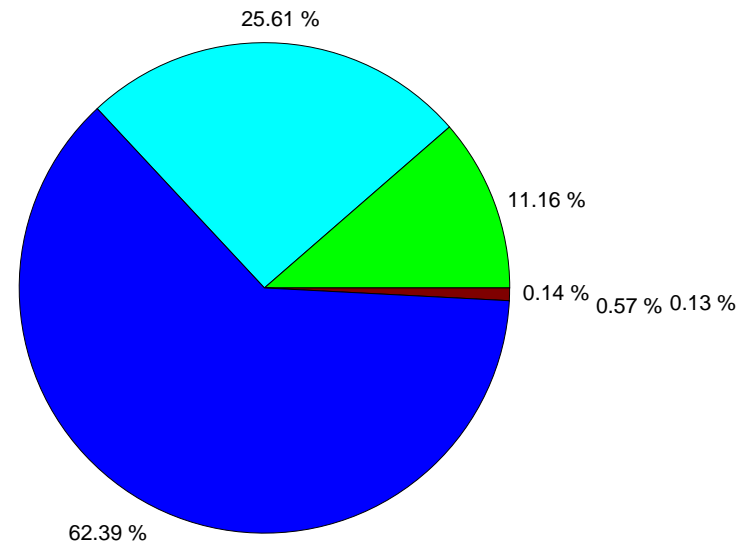
## Contract actions over \$1000,000 showing type of actions

### Number of actions for action dollar ranges



<span style="color: magenta;">■</span> BPA Call 108	<span style="color: green;">■</span> Definitive Contracts 4,498
<span style="color: cyan;">■</span> Delivery Order 14,363	<span style="color: blue;">■</span> Modifications 21,919
<span style="color: brown;">■</span> Purchase Order 592	<span style="color: yellow;">■</span> Terminations 75

### Sum of dollars for action dollar ranges



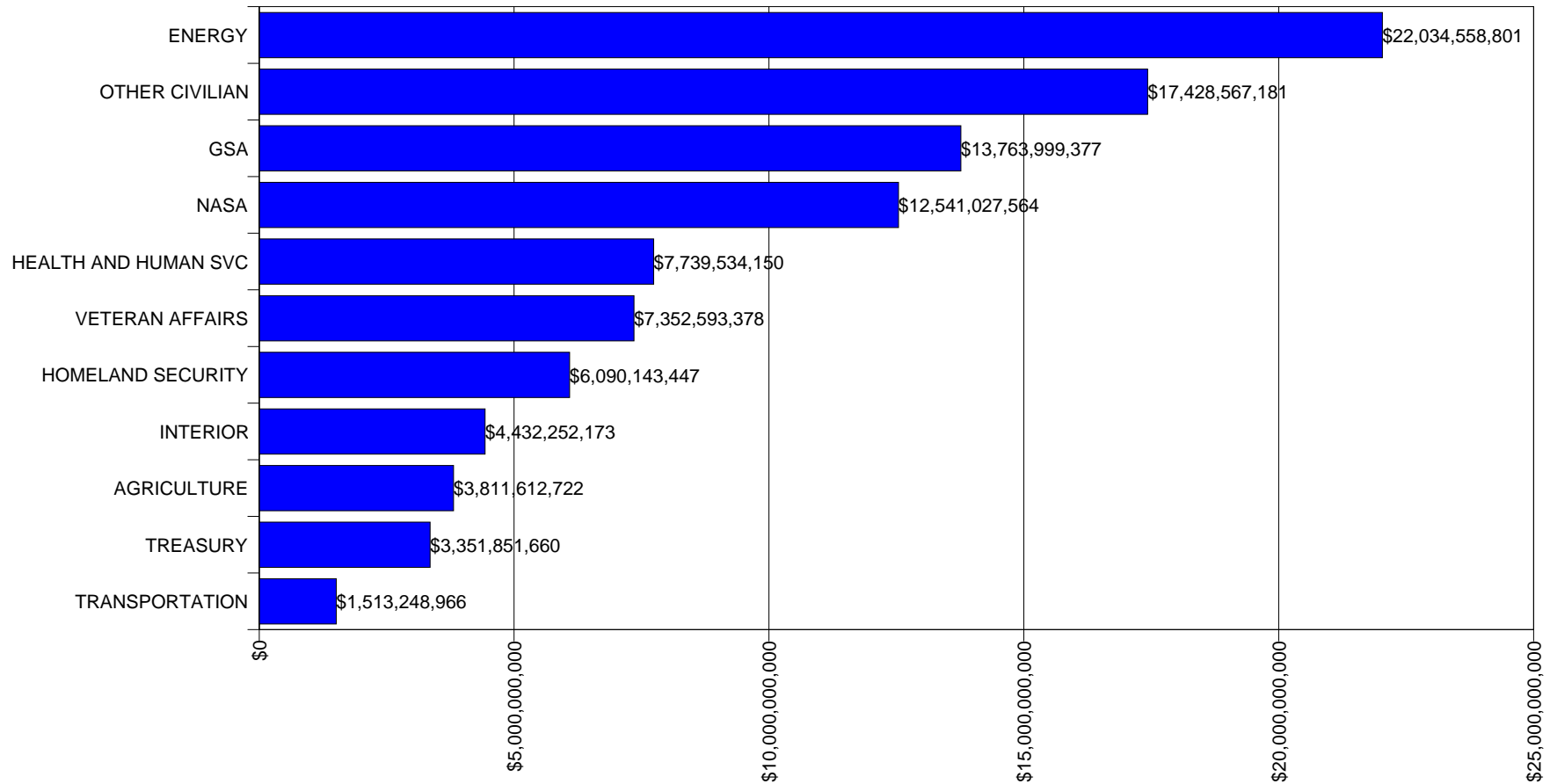
<span style="color: magenta;">■</span> BPA Call \$363,339,058	<span style="color: green;">■</span> Definitive Contracts \$28,054,555,907
<span style="color: cyan;">■</span> Delivery Order \$64,391,280,232	<span style="color: blue;">■</span> Modifications \$156,893,434,851
<span style="color: brown;">■</span> Purchase Order \$1,432,288,224	<span style="color: yellow;">■</span> Terminations -\$319,986,625

Federal Procurement Data System - Next Generation

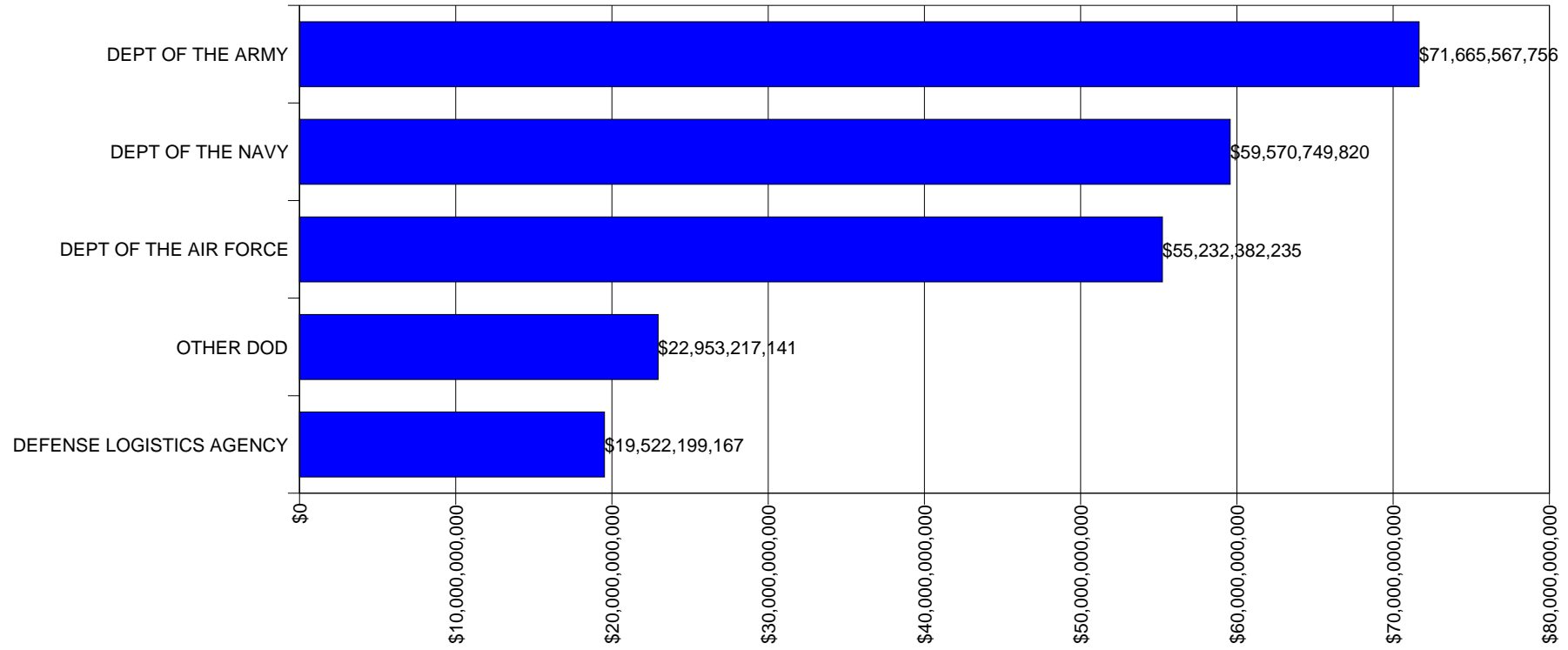
**CONTRACT DOLLARS BY EXECUTIVE DEPARTMENTS AND AGENCIES**

Actions Reported Individually - Fiscal Year 2004 Through Fourth Quarter

**CIVILIAN AGENCIES  
TOTAL DOLLARS \$100,059,389,418**



**DEPARTMENT OF DEFENSE  
TOTAL DOLLARS \$228,944,116,119**



Federal Procurement Data System - Next Generation

**PROCUREMENTS PERFORMED OUTSIDE U.S. AND U.S. TERRITORIES BY CONTINENT**

Actions Reported individually - Fiscal Year 2004 Through Fourth Quarter

Continent/Island Group Name	Dollars
<b>Total</b>	<b>\$27,626,766,841</b>
ASIA	\$19,284,202,896
WESTERN EUROPE	\$4,874,131,265
NORTH AMERICA	\$964,530,051
AFRICA	\$866,705,656
EASTERN EUROPE	\$631,975,492
SOUTH AND CENTRAL AMERICA	\$511,285,424
CARIBBEAN	\$258,157,921
PACIFIC OCEAN / AUSTRALIA	\$129,174,871
INDIAN OCEAN	\$68,334,542
ANTARCTICA	\$38,268,722

**AFRICA**

Country Name	Dollars
<b>Total</b>	<b>\$866,705,656</b>
TOGO	\$182,566,740
UGANDA	\$161,932,901
EGYPT	\$98,130,746
ALGERIA	\$67,204,962
GABON	\$57,896,740
DJIBOUTI	\$45,982,232
SUDAN	\$35,227,553
BURUNDI	\$30,443,413
ETHIOPIA	\$25,363,690
ZAMBIA	\$24,866,570
MALI	\$16,375,141
CENTRAL AFRICAN REPUBLIC	\$16,083,844
SOUTH AFRICA	\$12,972,328
NIGERIA	\$10,796,140
TANZANIA	\$9,578,368
MOROCCO	\$8,612,449
KENYA	\$6,752,769
MOZAMBIQUE	\$5,842,698
SIERRA LEONE	\$5,333,874
SAO TOME AND PRINCIPE	\$4,508,666
BOTSWANA	\$3,997,445
GUINEA-BISSAU	\$3,950,915
ZIMBABWE	\$2,806,362

Country Name	Dollars
<b>Total</b>	<b>\$866,705,656</b>
BENIN	\$2,789,892
GHANA	\$2,743,318
SENEGAL	\$2,595,141
LIBERIA	\$2,319,532
TUNISIA	\$1,906,159
LIBYA	\$1,855,200
CHAD	\$1,642,538
GAMBIA,THE	\$1,593,371
RWANDA	\$1,541,650
CONGO,DEMOCRATIC REPUBLIC OF THE (KINSHASA)	\$1,526,695
COTE DIVOIRE	\$1,331,236
MALAWI	\$1,178,965
NAMIBIA	\$1,018,664
ANGOLA	\$811,484
CAMEROON	\$800,966
CONGO,REPUBLIC OF THE (BRAZZAVILLE)	\$773,083
MAURITANIA	\$681,784
GUINEA	\$481,788
LESOTHO	\$471,328
NIGER	\$387,053
BURKINA FASO	\$350,901
ERITREA	\$185,548
CAPE VERDE	\$167,524
SOMALIA	\$162,307
SWAZILAND	\$90,047
WESTERN SAHARA	\$72,938

## ANTARCTICA

Country Name	Dollars
<b>Total</b>	<b>\$38,268,722</b>
ANTARCTICA	\$38,268,722

## ASIA

Country Name	Dollars
<b>Total</b>	<b>\$19,284,202,896</b>
IRAQ	\$9,635,085,782
KUWAIT	\$3,035,425,796
AFGHANISTAN	\$1,183,187,549
JAPAN	\$896,066,463
SOUTH KOREA	\$893,187,665
UNITED ARAB EMIRATES	\$559,199,220
RUSSIA	\$553,620,880
SAUDI ARABIA	\$500,147,103



Country Name	Dollars
<b>Total</b>	<b>\$19,284,202,896</b>
BAHRAIN	\$363,183,804
QATAR	\$252,821,171
JORDAN	\$203,333,968
TURKEY	\$197,928,871
ISRAEL	\$185,295,395
OMAN	\$165,689,872
SINGAPORE	\$145,321,880
PAKISTAN	\$110,045,833
UZBEKISTAN	\$79,263,033
NEPAL	\$75,092,881
KYRGYZSTAN	\$62,075,560
KAZAKHSTAN	\$52,168,955
ARMENIA	\$18,453,261
THAILAND	\$17,993,300
GEORGIA	\$14,642,349
INDIA	\$12,618,807
CAMBODIA	\$11,475,042
INDONESIA	\$9,802,500
LAOS	\$8,626,484
TURKMENISTAN	\$7,042,842
AZERBAIJAN	\$6,394,299
CHINA	\$6,249,327
LEBANON	\$3,140,033
YEMEN	\$3,000,784
TAIWAN, PROVINCE OF CHINA	\$2,659,928
HONG KONG	\$2,523,191
VIETNAM	\$1,967,878
MALAYSIA	\$1,959,415
UKRAINE	\$1,815,731
BANGLADESH	\$1,808,994
BELARUS	\$841,185
MONGOLIA	\$669,241
SRI LANKA	\$661,150
BURMA (MYANMAR)	\$524,490
SYRIA	\$421,921
EAST TIMOR (TIMOR-LESTE)	\$392,185
IRAN	\$254,698
TAJIKISTAN	\$153,453
MACAU	\$83,589
WEST BANK	\$38,169
NORTH KOREA	<b>\$-153,033</b>

## CARIBBEAN

Country Name	Dollars
<b>Total</b>	<b>\$258,157,921</b>
NETHERLANDS ANTILLES [NETHERLANDS]	\$118,994,212
CUBA	\$107,974,051
HAITI	\$9,239,663
BAHAMAS,THE	\$7,202,486
DOMINICAN REPUBLIC	\$6,628,633
ARUBA [NETHERLANDS]	\$3,865,451
JAMAICA	\$2,291,555
BRITISH VIRGIN ISLANDS [UNITED KINGDOM]	\$461,845
BARBADOS	\$454,451
ANTIGUA AND BARBUDA	\$360,544
TRINIDAD AND TOBAGO	\$276,921
GRENADA	\$145,225
TURKS AND CAICOS ISLANDS [UNITED KINGDOM]	\$107,594
SAINT LUCIA	\$55,243
SAINT KITTS AND NEVIS	\$48,892
DOMINICA	\$36,000
SAINT VINCENT AND THE GRENADINES	\$15,156

## EASTERN EUROPE

Country Name	Dollars
<b>Total</b>	<b>\$631,975,492</b>
GREECE	\$226,908,586
BOSNIA AND HERZEGOVINA	\$191,068,685
SERBIA	\$83,389,952
HUNGARY	\$32,697,598
CROATIA	\$19,716,888
FINLAND	\$19,638,187
ROMANIA	\$12,374,930
MACEDONIA,THE FORMER YUGOSLAV REPUBLIC OF (FYROM)	\$9,810,935
BULGARIA	\$7,836,752
ALBANIA	\$6,846,316
MOLDOVA	\$4,569,242
SLOVAKIA	\$3,506,881
CZECH REPUBLIC	\$2,746,449
LITHUANIA	\$2,275,928
POLAND	\$2,247,312
ESTONIA	\$2,178,178
LATVIA	\$1,873,084
SLOVENIA	\$1,852,265
MONTENEGRO	\$365,490
CYPRUS	\$71,835

## INDIAN OCEAN

Country Name	Dollars
<b>Total</b>	<b>\$68,334,542</b>
BRITISH INDIAN OCEAN TERRITORY [UNITED KINGDOM]	\$64,993,191
MADAGASCAR	\$1,647,255
MAURITIUS	\$660,932
EUROPA ISLAND [FRANCE]	\$602,876
COMOROS	\$387,888
GLORIOSO ISLANDS [FRANCE]	\$39,600
SEYCHELLES	\$2,800

## NORTH AMERICA

Country Name	Dollars
<b>Total</b>	<b>\$964,530,051</b>
CANADA	\$895,401,653
GREENLAND [DENMARK]	\$49,867,168
MEXICO	\$18,792,722
BERMUDA [UNITED KINGDOM]	\$468,508

## PACIFIC OCEAN / AUSTRALIA

Country Name	Dollars
<b>Total</b>	<b>\$129,174,871</b>
PHILIPPINES	\$90,312,282
AUSTRALIA	\$32,174,006
NEW ZEALAND	\$3,147,723
PITCAIRN ISLANDS [UNITED KINGDOM]	\$921,863
CORAL SEA ISLANDS [AUSTRALIA]	\$560,109
FIJI	\$507,579
PAPUA NEW GUINEA	\$449,432
PARACEL ISLANDS	\$387,361
NIUE [NEW ZEALAND]	\$260,923
ASHMORE AND CARTIER ISLANDS	\$99,832
KIRIBATI	\$83,074
SAMOA	\$76,437
NEW CALEDONIA [FRANCE]	\$61,133
VANUATU	\$60,000
TOKELAU [NEW ZEALAND]	\$42,200
NORFOLK ISLAND [AUSTRALIA]	\$15,740
SOLOMON ISLANDS	\$11,000
TONGA	\$4,177

## SOUTH AND CENTRAL AMERICA

Country Name	Dollars
<b>Total</b>	<b>\$511,285,424</b>
COLOMBIA	\$95,980,544
BELIZE	\$88,900,696

Country Name	Dollars
<b>Total</b>	<b>\$511,285,424</b>
PANAMA	\$75,767,051
NICARAGUA	\$60,595,424
ECUADOR	\$58,544,236
HONDURAS	\$50,087,432
PERU	\$29,078,365
BOLIVIA	\$13,518,210
GUYANA	\$7,543,843
BRAZIL	\$6,203,065
VENEZUELA	\$5,918,996
EL SALVADOR	\$5,613,631
COSTA RICA	\$4,114,047
ARGENTINA	\$3,886,563
GUATEMALA	\$2,405,985
PARAGUAY	\$2,014,134
SURINAME	\$502,470
URUGUAY	\$330,433
CHILE	\$280,300

## WESTERN EUROPE

Country Name	Dollars
<b>Total</b>	<b>\$4,874,131,265</b>
GERMANY	\$2,186,239,716
UNITED KINGDOM	\$1,126,908,550
ITALY	\$400,625,168
SPAIN	\$299,855,358
FRANCE	\$180,946,657
NETHERLANDS	\$148,040,598
BELGIUM	\$136,858,847
SWEDEN	\$109,199,427
LUXEMBOURG	\$90,977,845
SWITZERLAND	\$85,047,031
PORTUGAL	\$34,035,051
DENMARK	\$29,303,547
ICELAND	\$16,872,102
AUSTRIA	\$16,362,159
NORWAY	\$7,301,591
IRELAND	\$4,323,969
MALTA	\$626,853
SVALBARD [NORWAY]	\$380,213
ANDORRA	\$118,177
GIBRALTAR [UNITED KINGDOM]	\$81,056
JAN MAYEN [NORWAY]	\$27,353

Federal Procurement Data System - Next Generation

**RESEARCH AND DEVELOPMENT SUMMARY - BY R & D CATEGORY**

Actions Reported individually - Fiscal Year 2004 Through Fourth Quarter

		Year to Date	
		Number of Actions	Dollars
<b>TOTAL FEDERAL RESEARCH AND DEVELOPMENT</b>		<b>52,219</b>	<b>\$49,401,522,474</b>
AA	AGRICULTURE RandD	127	\$22,708,165
AB	COMMUNITY SERVICE/DEV. RandD	253	\$174,514,640
AC	DEFENSE SYSTEMS RandD	16,323	\$19,400,043,256
AD	DEFENSE (OTHER) RandD	17,465	\$15,294,247,124
AE	ECONOMIC GROWTH/PRODUCTIVITY RandD	323	\$106,900,595
AF	EDUCATION RandD	269	\$156,555,204
AG	ENERGY RandD	303	\$776,079,320
AH	ENVIRONMENTAL PROTECTION RandD	921	\$484,367,785
AJ	GEN. SCIENCE/TECHNOLOGY RandD	2,774	\$1,438,655,193
AK	HOUSING RandD	87	\$221,415,135
AL	INCOME SECURITY RandD	258	\$11,138,462
AM	INTERNATIONAL AFFAIR/COOPERAT RandD	3	\$2,528,684
AN	MEDICAL RandD	3,668	\$1,552,774,075
AP	NATURAL RESOURCES RandD	205	\$26,195,658
AQ	SOCIAL SERVICES RandD	185	\$60,611,229
AR	SPACE RandD	3,059	\$6,453,572,271
AS	TRANSPORTATION (MODAL) RandD	272	\$121,503,351
AT	TRANSPORTATION (OTHER) RandD	314	\$39,428,945
AU	TRANSPORTATION (OBSOLETE GROUP)	4	\$11,502
AV	MINING RandD	3	\$3,895,736
AZ	OTHER RESEARCH/DEVELOPMENT	5,403	\$3,054,376,143

Federal Procurement Data System - Next Generation

**OTHER SERVICES AND CONSTRUCTION - SUMMARY BY SERVICE CATEGORY**

Actions Reported individually - Fiscal Year 2004 Through Fourth Quarter

		Year to Date	
		Number of Actions	Dollars
<b>TOTAL FEDERAL OTHER SERVICES AND CONSTRUCTION</b>		<b>680,877</b>	<b>\$155,359,527,623</b>
B	SPECIAL STUDIES/ANALYSIS, NOT RandD	13,298	\$2,445,206,695
C	ARCHITECT/ENGINEER SERVICES	29,446	\$4,339,838,214
D	ADP AND TELECOMMUNICATIONS	80,047	\$23,809,287,526
F	NATURAL RESOURCES MANAGEMENT	21,556	\$4,788,349,570
G	SOCIAL SERVICES	3,944	\$497,081,971
H	QUALITY CONTROL, TEST, INSPECTION	4,019	\$801,553,077
J	MAINT, REPAIR, REBUILD EQUIPMENT	54,675	\$10,631,067,872
K	MODIFICATION OF EQUIPMENT	1,802	\$1,683,993,384
L	TECHNICAL REPRESENTATIVE SVCS.	2,976	\$1,481,700,814
M	OPERATION OF GOVT OWNED FACILITY	7,590	\$19,700,820,451
N	INSTALLATION OF EQUIPMENT	3,634	\$373,213,370
P	SALVAGE SERVICES	1,474	\$175,789,368
Q	MEDICAL SERVICES	21,397	\$7,961,423,476
R	SUPPORT SVCS (PROF, ADMIN, MGMT)	128,703	\$33,125,364,731
S	UTILITIES AND HOUSEKEEPING	63,630	\$8,788,943,490
T	PHOTO, MAP, PRINT, PUBLICATION	4,095	\$256,042,607
U	EDUCATION AND TRAINING	17,943	\$1,990,963,611
V	TRANSPORT, TRAVEL, RELOCATION	20,509	\$5,479,160,395
W	LEASE/RENT EQUIPMENT	13,503	\$538,010,829
X	LEASE/RENT FACILITIES	83,531	\$4,041,678,560
Y	CONSTRUCT OF STRUCTURES/FACILITIES	32,655	\$13,896,481,766
Z	MAINT, REPAIR, ALTER REAL PROPERTY	70,450	\$8,553,555,846

Federal Procurement Data System - Next Generation

**SUPPLIES AND EQUIPMENT - SUMMARY BY PSC GROUP**

Actions Reported individually - Fiscal Year 2004 Through Fourth Quarter

	Year to Date	
	Number of Actions	Dollars
<b>TOTAL FEDERAL SUPPLIES AND EQUIPMENT</b>	<b>1,065,515</b>	<b>\$124,001,955,182</b>
10 WEAPONS	3,399	\$2,154,706,182
11 NUCLEAR ORDNANCE	81	\$969,094,822
12 FIRE CONTROL EQPT.	1,363	\$1,044,249,890
13 AMMUNITION AND EXPLOSIVES	3,077	\$3,432,156,126
14 GUIDED MISSILES	1,431	\$5,892,135,566
15 AIRCRAFT/AIRFRAME STRUCTURE COMPTS	8,212	\$19,128,947,307
16 AIRCRAFT COMPONENTS/ACCESSORIES	8,607	\$4,057,469,299
17 AIRCRAFT LAUNCH/LAND/GROUND HANDLE	1,217	\$408,124,004
18 SPACE VEHICLES	325	\$1,722,677,462
19 SHIPS, SMALL CRAFT, PONTOON, DOCKS	3,240	\$7,160,631,107
20 SHIP AND MARINE EQUIPMENT	1,630	\$305,285,133
22 RAILWAY EQUIPMENT	100	\$30,375,667
23 MOTOR VEHICLES, CYCLES, TRAILERS	37,403	\$6,252,113,931
24 TRACTORS	275	\$10,811,602
25 VEHICULAR EQUIPMENT COMPONENTS	6,171	\$1,286,789,320
26 TIRES AND TUBES	1,250	\$166,784,365
28 ENGINES AND TURBINES AND COMPONENT	5,918	\$5,166,415,352
29 ENGINE ACCESSORIES	3,871	\$590,963,600
30 MECHANICAL POWER TRANSMISSION EQPT	2,693	\$318,373,397
31 BEARINGS	2,980	\$158,888,078
32 WOODWORKING MACHINERY AND EQPT	96	\$1,581,533
34 METALWORKING MACHINERY	2,697	\$121,097,501
35 SERVICE AND TRADE EQPT	1,846	\$45,765,849
36 SPECIAL INDUSTRY MACHINERY	11,232	\$459,999,426
37 AGRICULTURAL MACHINERY AND EQPT	2,060	\$22,198,571
38 CONSTRUCT/MINE/EXCAVATE/HIGHWY EQPT	2,790	\$311,954,792
39 MATERIALS HANDLING EQPT	2,707	\$281,114,331
40 ROPE, CABLE, CHAIN, FITTINGS	1,469	\$34,901,971
41 REFRIG, AIR CONDIT/CIRCULAT EQPT	3,237	\$331,070,736
42 FIRE/RESCUE/SAFETY; ENVIRO PROTECT	6,032	\$716,631,829
43 PUMPS AND COMPRESSORS	2,593	\$265,911,230
44 FURNACE/STEAM/DRYING; NUCL REACTOR	1,350	\$1,921,828,472
45 PLUMBING, HEATING, WASTE DISPOSAL	1,419	\$97,642,190
46 WATER PURIFICATION/SEWAGE TREATMENT	545	\$61,630,976
47 PIPE, TUBING, HOSE, AND FITTINGS	3,360	\$154,241,076
48 VALVES	3,177	\$251,174,810

		Year to Date	
		Number of Actions	Dollars
<b>TOTAL FEDERAL SUPPLIES AND EQUIPMENT</b>		<b>1,065,515</b>	<b>\$124,001,955,182</b>
49	MAINT/REPAIR SHOP EQPT	3,888	\$743,240,308
51	HAND TOOLS	301,445	\$312,955,414
52	MEASURING TOOLS	6,788	\$13,924,478
53	HARDWARE AND ABRASIVES	33,299	\$637,223,090
54	PREFAB STRUCTURES/SCAFFOLDING	3,222	\$392,780,459
55	LUMBER, MILLWORK, PLYWOOD, VENEER	2,755	\$88,937,511
56	CONSTRUCTION AND BUILDING MATERIAL	30,309	\$438,495,428
58	COMM/DETECT/COHERENT RADIATION	21,481	\$8,929,567,019
59	ELECTRICAL/ELECTRONIC EQPT COMPNTS	23,639	\$2,926,992,955
60	FIBER OPTIC	858	\$92,766,801
61	ELECTRIC WIRE, POWER DISTRIB EQPT	9,967	\$1,377,878,718
62	LIGHTING FIXTURES, LAMPS	2,985	\$158,201,632
63	ALARM, SIGNAL, SECURITY DETECTION	3,932	\$1,080,765,414
65	MEDICAL/DENTAL/VETERINARY EQPT/SUPP	48,396	\$6,560,101,374
66	INSTRUMENTS AND LABORATORY EQPT	21,987	\$1,948,376,462
67	PHOTOGRAPHIC EQPT	2,000	\$62,760,264
68	CHEMICALS AND CHEMICAL PRODUCTS	6,975	\$318,634,351
69	TRAINING AIDS AND DEVICES	2,022	\$1,350,457,635
70	ADP EQPT/SOFTWARE/SUPPLIES AND EQPT	97,668	\$8,804,893,875
71	FURNITURE	55,127	\$1,191,412,849
72	HOUSEHOLD/COMMERC FURNISH/APPLIANCE	5,358	\$148,017,044
73	FOOD PREPARATION/SERVING EQPT	8,005	\$151,817,769
74	OFFICE MACH/TEXT PROCESS/VISIB REC	3,655	\$98,384,399
75	OFFICE SUPPLIES AND DEVICES	45,952	\$263,176,213
76	BOOKS, MAPS, OTHER PUBLICATIONS	4,545	\$331,316,853
77	MUSICAL INST/PHONOGRAPH/HOME RADIO	685	\$9,488,859
78	RECREATIONAL/ATHLETIC EQPT	4,388	\$90,688,539
79	CLEANING EQPT AND SUPPLIES	22,858	\$70,387,527
80	BRUSHES, PAINTS, SEALERS, ADHESIVES	55,797	\$77,495,627
81	CONTAINERS/PACKAGING/PACKING SUPPL	27,187	\$486,727,941
83	TEXTILE/LEATHER/FUR; TENT; FLAG	5,353	\$507,952,707
84	CLOTHING/INDIVIDUAL EQPT, INSIGNIA	9,064	\$2,644,827,817
85	TOILETRIES	1,878	\$47,501,739
87	AGRICULTURAL SUPPLIES	1,160	\$18,924,161
88	LIVE ANIMALS	188	\$9,909,580
89	SUBSISTENCE	20,225	\$5,080,854,711
91	FUELS, LUBRICANTS, OILS, WAXES	3,618	\$6,567,198,331
93	NONMETALLIC FABRICATED MATERIALS	2,351	\$209,790,266
94	NONMETALLIC CRUDE MATERIALS	307	\$342,287,074
95	METAL BARS, SHEETS, SHAPES	2,391	\$248,490,262
96	ORES, MINERALS AND PRIMARY PRODUCTS	522	\$467,269,492
99	MISCELLANEOUS	21,046	\$3,309,732,185



E	PURCHASE OF STRUCTURES/FACILITIES	386	\$53,612,546
E1	PURCHASE BUILDINGS	148	\$13,993,468
E2	PURCHASE FACILITY NOT A BUILDING	204	\$22,226,815
E3	PURCH RESTORATION OF REAL PROPERTY	34	\$17,392,263

Federal Procurement Data System - Next Generation

**NORTH AMERICAN INDUSTRY CLASSIFICATION SYSTEM (NAICS) CODE  
SUMMARY BY NAICS GROUP**

Actions Reported Individually - Fiscal Year 2004 Through Fourth Quarter

<b>NAICS</b>	<b>Actions</b>	<b>Dollars</b>
TOTAL FEDERAL - YEAR TO DATE	1,520,412	\$294,458,272,743
<b>11 AGRICULTURE, FORESTRY, FISHING AND HUNTING</b>	<b>4,969</b>	<b>\$352,759,397</b>
111 CROP PRODUCTION	587	\$98,048,220
112 ANIMAL PRODUCTION	432	\$36,568,733
113 FORESTRY AND LOGGING	293	\$13,275,898
114 FISHING, HUNTING AND TRAPPING	85	\$1,686,058
115 SUPPORT ACTIVITIES FOR AGRICULTURE AND FORESTRY	3,572	\$203,180,487
<b>21 MINING</b>	<b>1,771</b>	<b>\$228,230,475</b>
211 OIL AND GAS EXTRACTION	228	\$108,159,884
212 MINING (EXCEPT OIL AND GAS)	1,186	\$106,282,753
213 SUPPORT ACTIVITIES FOR MINING	357	\$13,787,838
<b>22 UTILITIES</b>	<b>7,446</b>	<b>\$2,485,464,265</b>
221 UTILITIES	7,446	\$2,485,464,265
<b>23 CONSTRUCTION</b>	<b>93,952</b>	<b>\$20,670,237,651</b>
233 BUILDING, DEVELOPING, AND GENERAL CONTRACTING	3,756	\$737,779,600
234 HEAVY CONSTRUCTION	1,410	\$914,168,048
235 SPECIAL TRADE CONTRACTORS	3,304	\$120,226,978
236 CONSTRUCTION OF BUILDINGS	34,274	\$11,296,262,376
237 HEAVY AND CIVIL ENGINEERING CONSTRUCTION	19,543	\$4,965,932,955
238 SPECIALTY TRADE CONTRACTORS	31,665	\$2,635,867,694
<b>31 MANUFACTURING (FOOD, TEXTILE, APPAREL, LEATHER)</b>	<b>24,295</b>	<b>\$5,369,821,473</b>
311 FOOD MANUFACTURING	4,075	\$2,182,079,935
312 BEVERAGE AND TOBACCO PRODUCT MANUFACTURING	1,111	\$118,450,947
313 TEXTILE MILLS	5,387	\$154,957,911
314 TEXTILE PRODUCT MILLS	7,132	\$915,742,711
315 APPAREL MANUFACTURING	4,936	\$1,566,076,908
316 LEATHER AND ALLIED PRODUCT MANUFACTURING	1,654	\$432,513,061
<b>32 MANUFACTURING (PAPER, PRINTING, PETROLEUM, COAL, CHEMICAL, PLASTICS, RUBBER, NONMETALIC MINERAL)</b>	<b>152,487</b>	<b>\$8,117,389,429</b>
321 WOOD PRODUCT MANUFACTURING	2,464	\$121,571,180
322 PAPER MANUFACTURING	15,498	\$251,619,527
323 PRINTING AND RELATED SUPPORT ACTIVITIES	2,762	\$749,571,055
324 PETROLEUM AND COAL PRODUCTS MANUFACTURING	2,617	\$5,032,583,865
325 CHEMICAL MANUFACTURING	73,597	\$1,345,437,333
326 PLASTICS AND RUBBER PRODUCTS MANUFACTURING	31,733	\$404,264,459

327 NONMETALLIC MINERAL PRODUCT MANUFACTURING	23,816	\$212,342,011
<b>33 MANUFACTURING (METALS, MACHINERY, COMPUTER, ELECTRONICS ELECTRICAL TRANSPORTATION EQUIPMENT, FURNITURE, MISCELLANEOUS)</b>	<b>528,829</b>	<b>\$93,146,929,813</b>
331 PRIMARY METAL MANUFACTURING	5,252	\$517,511,910
332 FABRICATED METAL PRODUCT MANUFACTURING	210,687	\$7,874,856,744
333 MACHINERY MANUFACTURING	60,782	\$3,753,129,731
334 COMPUTER AND ELECTRONIC PRODUCT MANUFACTURING	85,183	\$18,609,126,391
335 ELECTRICAL EQUIPMENT, APPLIANCE, AND COMPONENT MANUFACTURING	16,562	\$1,872,083,616
336 TRANSPORTATION EQUIPMENT MANUFACTURING	68,993	\$58,278,397,936
337 FURNITURE AND RELATED PRODUCT MANUFACTURING	42,265	\$1,070,092,561
339 MISCELLANEOUS MANUFACTURING	39,105	\$1,171,730,925
<b>42 WHOLESALE TRADE</b>	<b>83,499</b>	<b>\$9,029,995,442</b>
421 WHOLESALE TRADE, DURABLE GOODS	5,310	\$805,313,518
422 WHOLESALE TRADE, NONDURABLE GOODS	1,403	\$227,121,817
423 MERCHANT WHOLESALERS, DURABLE GOODS	33,354	\$1,981,934,207
424 MERCHANT WHOLESALERS, NONDURABLE GOODS	42,419	\$6,012,139,105
425 WHOLESALE ELECTRONIC MARKETS AND AGENTS AND BROKERS	1,013	\$3,486,794
<b>44 RETAIL TRADE (MOTOR VEHICLE, FURNITURE, ELECTRONICS, BUILDING MATERIAL, FOOD, HEALTH, GASOLINE, CLOTHING)</b>	<b>125,362</b>	<b>\$2,631,928,896</b>
441 MOTOR VEHICLE AND PARTS DEALERS	1,731	\$79,716,820
442 FURNITURE AND HOME FURNISHINGS STORES	910	\$15,298,924
443 ELECTRONICS AND APPLIANCE STORES	20,284	\$2,196,518,668
444 BUILDING MATERIAL AND GARDEN EQUIPMENT AND SUPPLIES DEALERS	101,182	\$187,863,440
445 FOOD AND BEVERAGE STORES	317	\$47,784,280
446 HEALTH AND PERSONAL CARE STORES	333	\$86,502,934
447 GASOLINE STATIONS	163	\$4,644,021
448 CLOTHING AND CLOTHING ACCESSORIES STORES	442	\$13,599,808
<b>45 RETAIL TRADE (SPORTING GOODS GENERAL MERCHANDISE, MISCELLANEOUS)</b>	<b>35,628</b>	<b>\$762,071,828</b>
451 SPORTING GOODS, HOBBY, BOOK, AND MUSIC STORES	1,973	\$310,266,815
452 GENERAL MERCHANDISE STORES	274	\$9,548,226
453 MISCELLANEOUS STORE RETAILERS	31,868	\$264,283,000
454 NONSTORE RETAILERS	1,513	\$177,973,787
<b>48 TRANSPORTATION</b>	<b>15,575</b>	<b>\$7,167,901,459</b>
481 AIR TRANSPORTATION	4,582	\$2,466,546,030
482 RAIL TRANSPORTATION	23	\$2,417,805
483 WATER TRANSPORTATION	1,332	\$1,636,154,358
484 TRUCK TRANSPORTATION	1,976	\$202,307,590
485 TRANSIT AND GROUND PASSENGER TRANSPORTATION	1,934	\$343,541,176
486 PIPELINE TRANSPORTATION	63	\$4,423,868

487 SCENIC AND SIGHTSEEING TRANSPORTATION	65	\$3,588,764
488 SUPPORT ACTIVITIES FOR TRANSPORTATION	5,600	\$2,508,921,868
<b>49 POSTAL SERVICE, COURIER/MESSANGER, WAREHOUSING</b>	<b>3,338</b>	<b>\$388,661,465</b>
491 POSTAL SERVICE	289	\$13,684,143
492 COURIERS AND MESSENGERS	1,588	\$41,740,523
493 WAREHOUSING AND STORAGE	1,461	\$333,236,799
<b>51 INFORMATION</b>	<b>35,151</b>	<b>\$5,939,744,096</b>
511 PUBLISHING INDUSTRIES (EXCEPT INTERNET)	7,956	\$954,084,789
512 MOTION PICTURE AND SOUND RECORDING INDUSTRIES	1,096	\$87,487,930
513 BROADCASTING AND TELECOMMUNICATIONS	3,099	\$169,134,168
514 INFORMATION SERVICES AND DATA PROCESSING SERVICES	2,476	\$458,724,642
515 BROADCASTING (EXCEPT INTERNET)	670	\$51,355,665
516 INTERNET PUBLISHING AND BROADCASTING	129	\$4,925,477
517 TELECOMMUNICATIONS	14,352	\$2,981,797,603
518 INTERNET SERVICE PROVIDERS, WEB SEARCH PORTALS, AND DATA PROCESSING SERVICES	4,523	\$1,067,290,221
519 OTHER INFORMATION SERVICES	850	\$164,943,601
<b>52 FINANCE AND INSURANCE</b>	<b>1,561</b>	<b>\$5,071,468,446</b>
521 MONETARY AUTHORITIES - CENTRAL BANK	11	\$345,974
522 CREDIT INTERMEDIATION AND RELATED ACTIVITIES	247	\$42,465,507
523 SECURITIES, COMMODITY CONTRACTS, AND OTHER FINANCIAL INVESTMENTS AND RELATED ACTIVITIES	253	\$173,536,183
524 INSURANCE CARRIERS AND RELATED ACTIVITIES	985	\$4,841,548,814
525 FUNDS, TRUSTS, AND OTHER FINANCIAL VEHICLES	65	\$13,571,968
<b>53 REAL ESTATE AND RENTAL AND LEASING</b>	<b>18,723</b>	<b>\$1,030,659,834</b>
531 REAL ESTATE	6,091	\$482,245,314
532 RENTAL AND LEASING SERVICES	12,614	\$547,818,036
533 LESSORS OF NONFINANCIAL INTANGIBLE ASSETS (EXCEPT COPYRIGHTED WORKS)	18	\$596,484
<b>54 PROFESSIONAL, SCIENTIFIC, AND TECHNICAL SERVICES</b>	<b>227,206</b>	<b>\$87,184,581,320</b>
541 PROFESSIONAL, SCIENTIFIC, AND TECHNICAL SERVICES	227,206	\$87,184,581,320
<b>55 MANAGEMENT OF COMPANIES AND ENTERPRISES</b>	<b>22</b>	<b>\$25,181,396</b>
551 MANAGEMENT OF COMPANIES AND ENTERPRISES	22	\$25,181,396
<b>56 ADMINISTRATIVE AND SUPPORT AND WASTE MANAGEMENT AND REMEDIATION SERVICES</b>	<b>81,577</b>	<b>\$30,801,215,915</b>
561 ADMINISTRATIVE AND SUPPORT SERVICES	64,808	\$27,043,758,410
562 WASTE MANAGEMENT AND REMEDIATION SERVICES	16,769	\$3,757,457,505
<b>61 EDUCATIONAL SERVICES</b>	<b>13,821</b>	<b>\$3,245,611,925</b>
611 EDUCATIONAL SERVICES	13,821	\$3,245,611,925
<b>62 HEALTH CARE AND SOCIAL ASSISTANCE</b>	<b>16,300</b>	<b>\$2,222,130,049</b>
621 AMBULATORY HEALTH CARE SERVICES	12,015	\$1,783,783,919

622 HOSPITALS	2,017	\$265,816,007
623 NURSING AND RESIDENTIAL CARE FACILITIES	566	\$45,641,910
624 SOCIAL ASSISTANCE	1,702	\$126,888,212
<b>71 ARTS, ENTERTAINMENT, AND RECREATION</b>	<b>2,701</b>	<b>\$73,620,166</b>
711 PERFORMING ARTS, SPECTATOR SPORTS, AND RELATED INDUSTRIES	1,531	\$45,151,483
712 MUSEUMS, HISTORICAL SITES, AND SIMILAR INSTITUTIONS	292	\$7,043,466
713 AMUSEMENT, GAMBLING, AND RECREATION INDUSTRIES	878	\$21,425,217
<b>72 ACCOMMODATION AND FOOD SERVICES</b>	<b>13,466</b>	<b>\$1,201,031,919</b>
721 ACCOMMODATION	8,607	\$271,800,683
722 FOOD SERVICES AND DRINKING PLACES	4,859	\$929,231,236
<b>81 OTHER SERVICES (EXCEPT PUBLIC ADMINISTRATION)</b>	<b>25,163</b>	<b>\$2,910,494,563</b>
811 REPAIR AND MAINTENANCE	18,654	\$2,519,904,253
812 PERSONAL AND LAUNDRY SERVICES	3,748	\$287,911,486
813 RELIGIOUS, GRANTMAKING, CIVIC, PROFESSIONAL, AND SIMILAR ORGANIZATIONS	2,746	\$102,569,011
814 PRIVATE HOUSEHOLDS	15	\$109,814
<b>92 PUBLIC ADMINISTRATION</b>	<b>7,570</b>	<b>\$4,401,141,523</b>
921 EXECUTIVE, LEGISLATIVE, AND OTHER GENERAL GOVERNMENT SUPPORT	3,653	\$1,833,071,353
922 JUSTICE, PUBLIC ORDER, AND SAFETY ACTIVITIES	983	\$63,188,745
923 ADMINISTRATION OF HUMAN RESOURCE PROGRAMS	916	\$76,733,997
924 ADMINISTRATION OF ENVIRONMENTAL QUALITY PROGRAMS	374	\$13,517,024
925 ADMINISTRATION OF HOUSING PROGRAMS, URBAN PLANNING, AND COMMUNITY DEVELOPMENT	69	\$4,790,716
926 ADMINISTRATION OF ECONOMIC PROGRAMS	569	\$96,371,537
927 SPACE RESEARCH AND TECHNOLOGY	434	\$556,688,610
928 NATIONAL SECURITY AND INTERNATIONAL AFFAIRS	572	\$1,756,779,542

**Federal Procurement Data System  
Small Business Goaling Report  
Actions Reported Between Fiscal Year 2004 (Q1) and Fiscal Year 2004 (Q4)**

Department Name	Small Business Contractor Actions	Small Business Contractor Dollars	Small Business Contractor %	SDB Program Total Actions	SDB Program Total Dollars	SDB Program Total %	8(a) Program Actions	8(a) Program Dollars	8(a) Program %	Other SDB Program Actions	Other SDB Program Dollars	Other SDB Program %	HUBZONE Program Actions	HUBZONE Program Dollars	HUBZONE Program %	Women Owned Small Business Contractor Actions	Women Owned Small Business Contractor Dollars	Women Owned Small Business Contractor %	Service Disabled Veterans Small Business Contractor Actions	Service Disabled Veterans Small Business Contractor Dollars	Service Disabled Veterans Small Business Contractor %	All Actions	All Dollars
<b>Total Federal</b>	<b>4,358,031</b>	<b>\$69,228,771,571</b>	<b>23.085%</b>	<b>434,243</b>	<b>\$18,538,011,874</b>	<b>6.182%</b>	<b>116,890</b>	<b>\$8,438,046,439</b>	<b>2.814%</b>	<b>317,353</b>	<b>\$10,099,965,435</b>	<b>3.368%</b>	<b>55,883</b>	<b>\$4,782,190,680</b>	<b>1.595%</b>	<b>489,572</b>	<b>\$9,091,919,423</b>	<b>3.032%</b>	<b>29,118</b>	<b>\$1,148,647,586</b>	<b>0.383%</b>	<b>9,965,306</b>	<b>\$299,886,097,753</b>
AGENCY FOR INTERNATIONAL DEVELOPMENT (1152)	732	\$21,400,515	1.746%	211	\$53,821,475	4.391%	17	\$12,654,519	1.032%	194	\$41,166,956	3.359%	2	\$255,000	0.021%	76	\$3,758,308	0.307%	3	\$448,087	0.037%	3,998	\$1,225,733,283
AGENCY FOR INTERNATIONAL DEVELOPMENT (7200)	348	\$50,543,765	73.772%	11	\$2,616,028	3.818%	0	\$0	0%	11	\$2,616,028	3.818%	2	\$215,265	0.314%	22	\$2,772,769	4.047%	3	\$1,355,763	1.979%	466	\$68,513,695
AGRICULTURE, DEPARTMENT OF (1200)	108,435	\$1,957,587,894	48.984%	5,831	\$355,083,492	8.885%	1,870	\$158,170,143	3.958%	3,961	\$196,913,349	4.927%	1,948	\$321,800,660	8.052%	7,700	\$246,627,162	6.171%	465	\$18,752,799	0.469%	157,192	\$3,996,407,672
AMERICAN BATTLE MONUMENTS COMMISSION (7400)	5	\$62,560	31.629%	1	\$20,000	10.112%	1	\$9,905	5.008%	0	\$10,095	5.104%	1	\$20,000	10.112%	0	\$0	0%	0	\$0	0%	21	\$197,794
ARCHITECTURAL AND TRANSPORTATION BARRIERS COMPLIANCE BOARD (9532)	1	\$15,000	21.390%	0	\$0	0%	0	\$0	0%	0	\$0	0%	0	\$0	0%	0	\$0	0%	0	\$0	0%	12	\$70,126
ARMED FORCES RETIREMENT HOME (84AF)	2	\$104,864	65.240%	3	\$166,304	103.464%	1	\$166,304	103.464%	2	\$0	0%	0	\$0	0%	0	\$0	0%	0	\$0	0%	7	\$160,736
BROADCASTING BOARD OF GOVERNORS (9568)	168	\$5,364,035	41.435%	16	\$430,898	3.328%	6	\$347,963	2.688%	10	\$82,935	0.641%	3	\$26,913	0.208%	19	\$200,157	1.546%	1	\$19,963	0.154%	277	\$12,945,725
CHEMICAL SAFETY AND HAZARD INVESTIGATION BOARD (9565)	28	\$366,077	84.921%	2	\$291,000	67.505%	0	\$0	0%	2	\$291,000	67.505%	6	\$18,079	4.194%	13	\$20,000	4.640%	0	\$0	0%	30	\$431,077
COMMERCE, DEPARTMENT OF (1300)	15,610	\$794,439,680	53.255%	2,724	\$277,097,839	18.575%	571	\$70,964,410	4.757%	2,153	\$206,133,429	13.818%	446	\$50,281,588	3.371%	2,684	\$206,624,736	13.851%	261	\$9,384,900	0.629%	25,760	\$1,491,762,930
COMMISSION ON CIVIL RIGHTS (9517)	62	\$291,389	11.122%	4	\$218,679	8.347%	0	\$0	0%	4	\$218,679	8.347%	9	\$17,088	0.652%	18	\$229,947	8.777%	0	\$0	0%	217	\$2,619,934
COMMITTEE FOR PRCH FROM BLIND & OTHER SEVERELY HANDICAPPED (9518)	6	\$668,901	87.292%	0	\$0	0%	0	\$0	0%	0	\$0	0%	0	\$0	0%	3	\$453,325	59.159%	0	\$0	0%	7	\$766,284
COMMODITY FUTURES TRADING COMMISSION (9507)	645	\$3,537,943	35.141%	15	\$922,990	9.168%	0	\$0	0%	15	\$922,990	9.168%	0	\$0	0%	82	\$894,823	8.888%	0	\$0	0%	922	\$10,067,743
CONSUMER PRODUCT SAFETY COMMISSION (6100)	316	\$5,253,688	68.000%	36	\$1,172,342	15.174%	23	\$1,771,518	22.929%	13	\$0	0%	5	\$280,584	3.632%	97	\$1,020,936	13.214%	0	\$0	0%	735	\$7,725,959
CORPORATION FOR NATIONAL AND COMMUNITY SERVICE (9577)	129	\$10,157,072	34.077%	24	\$3,505,446	11.761%	13	\$1,489,770	4.998%	11	\$2,015,676	6.763%	0	\$0	0%	16	\$380,673	1.277%	3	\$58,106	0.195%	215	\$29,806,103
DEFENSE NUCLEAR FACILITIES SAFETY BOARD (9516)	25	\$115,510	47.188%	1	\$11,501	4.698%	0	\$0	0%	1	\$11,501	4.698%	0	\$0	0%	0	\$0	0%	0	\$0	0%	34	\$244,786
DEPT OF DEFENSE (9700)	2,734,044	\$46,928,476,346	22.268%	268,649	\$11,933,546,937	5.663%	88,346	\$5,700,266,103	2.705%	180,303	\$6,233,280,834	2.958%	36,867	\$3,117,127,664	1.479%	330,287	\$5,644,134,163	2.678%	10,820	\$688,605,509	0.327%	6,682,319	\$210,742,332,504
EDUCATION, DEPARTMENT OF (9100)	1,243	\$102,648,093	6.740%	206	\$31,060,262	2.039%	32	\$6,809,222	0.447%	174	\$24,251,040	1.592%	28	\$4,904,753	0.322%	274	\$17,730,136	1.164%	13	\$4,703,939	0.309%	2,479	\$1,523,042,633
ENERGY, DEPARTMENT OF (8900)	8,102	\$918,251,981	4.176%	1,796	\$305,774,373	1.391%	932	\$212,988,486	0.969%	864	\$92,785,888	0.422%	261	\$28,041,948	0.128%	1,198	\$123,465,958	0.562%	70	\$10,548,825	0.048%	14,522	\$21,987,386,426
ENVIRONMENTAL PROTECTION AGENCY (6800)	9,020	\$398,490,413	29.472%	2,830	\$183,708,598	13.587%	1,219	\$74,252,625	5.492%	1,611	\$109,455,973	8.095%	192	\$9,368,923	0.693%	1,217	\$44,042,126	3.257%	19	\$572,150	0.042%	21,976	\$1,352,084,601
EQUAL EMPLOYMENT OPPORTUNITY COMMISSION (4500)	1,350	\$13,726,398	26.436%	64	\$4,520,488	8.706%	18	\$4,162,582	8.017%	46	\$357,906	0.689%	5	\$10,500	0.020%	400	\$1,408,169	2.712%	39	\$55,699	0.107%	1,998	\$51,922,605
EXECUTIVE OFFICE OF THE PRESIDENT (1100)	335	\$28,005,947	11.656%	79	\$10,276,960	4.277%	21	\$4,716,455	1.963%	58	\$5,560,505	2.314%	2	\$2,671,464	1.112%	47	\$2,347,739	0.977%	3	\$288,060	0.120%	614	\$240,262,185
EXPORT-IMPORT BANK OF THE U.S. (8300)	3	\$0	0%	3	\$0	0%	0	\$0	0%	3	\$0	0%	0	\$0	0%	0	\$0	0%	0	\$0	0%	9	\$1,822,719
FEDERAL COMMUNICATIONS COMMISSION (2700)	36	\$3,795,005	56.430%	11	\$2,161,734	32.144%	0	\$0	0%	11	\$2,161,734	32.144%	0	\$0	0%	14	\$2,246,678	33.407%	0	\$0	0%	65	\$6,725,149
FEDERAL ELECTION COMMISSION (9506)	415	\$2,127,792	66.885%	8	\$10,875	0.342%	0	\$0	0%	8	\$10,875	0.342%	4	\$443	0.014%	68	\$503,788	15.836%	0	\$0	0%	606	\$3,181,276
FEDERAL EMERGENCY MANAGEMENT AGENCY (5800)	164	\$17,619,592	75.019%	94	\$13,424,969	57.159%	15	\$10,340,415	44.026%	79	\$3,084,555	13.133%	70	\$1,631,550	6.947%	15	\$333,994	1.422%	0	\$0	0%	205	\$23,486,958
FEDERAL ENERGY REGULATORY COMMISSION (8961)	15	\$1,083,152	10.502%	2	\$271,200	2.630%	0	\$0	0%	2	\$271,200	2.630%	0	\$0	0%	5	\$91,300	0.885%	0	\$0	0%	38	\$10,313,442
FEDERAL LABOR RELATIONS AUTHORITY (5400)	5	\$95,481	39.468%	2	\$184,735	76.362%	2	\$184,735	76.362%	0	\$0	0%	0	\$0	0%	2	\$45,746	18.910%	0	\$0	0%	6	\$241,920
FEDERAL MARITIME COMMISSION (6500)	72	\$472,359	39.463%	18	\$111,729	9.334%	0	\$0	0%	18	\$111,729	9.334%	16	\$75,070	6.272%	16	\$80,137	6.695%	0	\$0	0%	138	\$1,196,966
FEDERAL RETIREMENT THRIFT INVESTMENT BOARD (2600)	2	\$47,674	100.000%	2	\$47,674	100.000%	0	\$0	0%	2	\$47,674	100.000%	0	\$0	0%	0	\$0	0%	0	\$0	0%	2	\$47,674
FEDERAL TRADE COMMISSION (2900)	5	\$38,918	25.421%	0	\$0	0%	0	\$0	0%	0	\$0	0%	0	\$0	0%	0	\$0	0%	0	\$0	0%	16	\$153,095
GENERAL SERVICES ADMINISTRATION (4700)	112,433	\$3,161,604,640	42.320%	9,527	\$480,467,359	6.431%	2,676	\$246,000,285	3.293%	6,851	\$234,467,075	3.138%	2,148	\$162,891,956	2.180%	10,457	\$267,783,706	3.584%	1,319	\$44,013,947	0.589%	202,776	\$7,470,718,034
HEALTH AND HUMAN SERVICES, DEPARTMENT OF (7500)	91,477	\$2,339,000,990	29.634%	10,145	\$717,742,986	9.093%	1,172	\$233,193,004	2.954%	8,973	\$484,549,982	6.139%	1,718	\$128,325,592	1.626%	9,869	\$445,758,765	5.648%	206	\$39,226,215	0.497%	199,454	\$7,892,962,671
HOMELAND SECURITY, DEPARTMENT OF (7000)	25,928	\$1,706,076,224	38.463%	2,975	\$423,574,226	9.549%	1,387	\$226,061,010	5.097%	1,588	\$197,513,217	4.453%	1,090	\$100,573,175	2.267%	2,580	\$308,441,425	6.954%	155	\$21,126,299	0.476%	58,576	\$4,435,595,126
HOUSING AND URBAN DEVELOPMENT, DEPARTMENT OF (8600)	4,097	\$686,939,213	72.543%	1,132	\$375,954,703	39.702%	500	\$159,501,779	16.844%	632	\$216,452,925	22.858%	296	\$45,753,542	4.832%	753	\$286,373,701	30.242%	22	\$11,072,272	1.169%	6,802	\$946,938,413
INTERIOR, DEPARTMENT OF THE (1400)	37,799	\$1,240,593,866	53.387%	4,957	\$422,937,009	18.200%	2,221	\$182,943,536	7.873%	2,736	\$239,993,474	10.328%	2,388	\$180,404,534	7.763%	6,262	\$217,604,676	9.364%	374	\$16,898,158	0.727%	58,214	\$2,323,773,056
INTERNATIONAL TRADE COMMISSION (3400)	67	\$4,992,441	65.341%	7	\$256,656	3.359%	2	\$27,828	0.364%	5	\$228,829	2.995%	0	\$0	0%	11	\$1,277,261	16.717%	1	\$3,831	0.050%	112	\$7,640,573
J. F. KENNEDY CENTER FOR THE PERFORMING ARTS (3352)	7	\$31,884	0.394%	13	\$109,467	1.352%	0	\$0	0%	13	\$109,467	1.352%	6	\$29,384	0.363%	0	\$0	0%	0	\$0	0%	27	\$8,094,712
JUSTICE, DEPARTMENT OF (1500)	147,694	\$1,271,135,195	32.789%	2,750	\$256,839,315	6.625%	541	\$63,979,307	1.650%	2,209	\$192,860,008	4.975%	274	\$68,300,344	1.762%	11,506	\$143,556,572	3.703%	80	\$17,299,798	0.446%	201,327	\$3,876,756,158
LABOR, DEPARTMENT OF (1600)	7,818	\$587,813,760	34.962%	1,457	\$203,708,292	12.116%	362	\$32,329,462	1.923%	1,095	\$171,378,830	10.193%	117	\$31,128,814	1.851%	946	\$115,563,429	6.873%	150	\$14,662,221	0.872%	14,196	\$1,681,303,558
MERIT SYSTEMS PROTECTION BOARD (4100)	11	\$42,424	7.122%	3	\$10,458	1.756%	2	\$3,822	0.642%	1	\$6,636	1.114%	0	\$0	0%	5	\$31,188	5.236%	0	\$0	0%	25	\$595,650
NATIONAL AERONAUTICS AND SPACE ADMINISTRATION (8000)	10,127	\$1,804,891,570	14.490%	1,979	\$746,833,077	5.996%	1,175	\$290,932,140	2.336%	804	\$455,900,937	3.660%	539	\$99,692,399	0.800%	1,843	\$285,206,191	2.290%	129	\$48,879,332	0.392%	18,048	\$12,456,469,424
NATIONAL ARCHIVES AND RECORDS ADMINISTRATION (8800)	653	\$40,454,930	32.041%	72	\$7,467,596	5.914%	27	\$1,619,264	1.282%	45	\$5,848,332	4.632%	12	\$1,769,090	1.401%	65	\$3,768,418	2.985%	14	\$2,671,441	2.116%		

SUPREME COURT OF THE UNITED STATES (1001)	2	\$0	0%	2	\$0	0%	2	\$0	0%	0	\$0	0%	0	\$0	0%	0	\$0	0%	0	\$0	0%	2	\$0
TRANSPORTATION, DEPARTMENT OF (6900)	5,468	\$677,934,185	43.114%	1,492	\$245,629,511	15.621%	623	\$126,788,376	8.063%	869	\$118,841,135	7.558%	429	\$51,596,676	3.281%	784	\$60,222,942	3.830%	104	\$14,015,749	0.891%	10,358	\$1,572,426,005
TREASURY, DEPARTMENT OF THE (2000)	11,126	\$714,322,403	29.145%	1,100	\$204,556,847	8.346%	264	\$41,928,609	1.711%	836	\$162,628,238	6.635%	120	\$19,647,354	0.802%	1,889	\$120,799,279	4.929%	98	\$3,065,871	0.125%	21,029	\$2,450,890,537
UNITED STATES HOLOCAUST MEMORIAL MUSEUM (9531)	3	\$19,185	14.314%	0	\$0	0%	0	\$0	0%	0	\$0	0%	0	\$0	0%	0	\$0	0%	0	\$0	0%	13	\$134,029
UNITED STATES INFORMATION AGENCY (6700)	11	\$1,708,616	100.000%	0	\$0	0%	0	\$0	0%	0	\$0	0%	0	\$0	0%	7	\$1,690,484	98.939%	0	\$0	0%	11	\$1,708,616
UNITED STATES TRADE AND DEVELOPMENT AGENCY (1153)	10	\$829,702	37.286%	0	\$0	0%	0	\$0	0%	0	\$0	0%	0	\$0	0%	0	\$0	0%	0	\$0	0%	15	\$2,225,224
VETERANS AFFAIRS, DEPARTMENT OF (3600)	905,727	\$2,263,843,279	26.718%	107,193	\$725,977,868	8.568%	11,598	\$430,712,556	5.083%	95,595	\$295,265,312	3.485%	6,479	\$261,892,719	3.091%	86,351	\$308,242,927	3.638%	14,397	\$115,307,214	1.361%	1,880,899	\$8,472,953,395

#### Appendix:

This report displays the Goaling data for Small Businesses.

\*\* Please note that the combined socio-economic subcategory values will not add up to the total values for each column since some of the categories are subsets of other categories. All the figures are for the date range that the user enters.

\* This report displays data for the funding agency. If funding agency for the award is not there, then the award is reported as under the contracting agency.

\*\*\* Criteria used to derive the small business categories \*\*\*

1. Small Business Contractor Actions: An award is included in the Small Business Contractor category when the Contracting Officer's selection of Business Size is Small Business.
2. Small Disadvantaged Business Program (SDB): SDB is based on the CCR SDB or 8(a) flags. If there is no SDB CCR flag but an 8(a) flag, then that 8(a) CCR entry would be included in the SDB count.

For DoD, NASA, and United States Coast Guard, vendors with the following characteristics are also included in the Small Disadvantaged Business Program goaling category:

- Historically Black Colleges or Universities (HBCU)
- Minority Institutions (MI)
- 3. 8(a) Program: The 8(a) Program goaling category is based solely on the Type of Set Aside. Awards are included in the 8(a) Program small business goaling category when the following Type of Set Aside are used:  
Type of Set Aside: 8(a) Sole Source or 8(a) Competed or SDB, 8(a) with HUBZone.

4. Other Small Disadvantaged Business Program: Small Disadvantaged Business Program is based on the "SDB" value minus "8(a) Program" value.
5. HubZone Program: Awards are included in the HubZone Program small business goaling category when the Contracting Officer's Business Size selection is Small Business and the vendor is designated as a HUBZone business in the CCR data for an award.
6. Woman-owned Small Business Contractor: An award is included in the Women Owned Small Business Contractor goaling achievement when the Contracting Officer's Business Size selection is Small Business and the vendor is designated as a Women Owned business in the award CCR data.
7. Service Disabled Veteran Owned Small Business Contractor: An award is included in the Service Disabled Veterans Small Business Contractor goaling achievement when the Contracting Officer's Business Size selection is Small Business and the vendor is designated as a Service Disabled Veteran Owned Business in the award CCR data.
8. All Dollars and Actions: These columns show the total figures for all the department for a given quarter range based on date signed.

\*\*\* Fields used to derive the [SF279 & SF281 Data Sources] (Subject to Exclusions)\*\*\*

1. Total Actions and Dollars: The count of all actions and the sum of all dollars obligated for a Department for the selected fiscal quarter range. Add to this SF279 data the following SF281 data. This includes all 8(a)s.  
-All Actions: sum("Tariff or Regulated Acquisitions Number of Actions" + "Purchases using Simplified Acquisition Procedures Number of Actions" + "Orders GSA Federal Schedules Number of Actions" + "Orders Other Federal Schedules Number of Actions" + "All Other Orders Number of Actions" + ("Other Procurement Methods Number of Actions" minus "JWOD Nonprofit Agency Number of Actions"))  
-All Dollars: sum("Purchases using Simplified Acquisition Procedures Small Business Concerns Dollars" + "Orders-GSA Federal Schedules Small Business Concerns Dollars" + "Orders Other Federal Schedules Small Business Concerns Dollars" + "All Other Orders Small Business Concerns Dollars" + "Other Procurement Methods Small Business Concerns Dollars" + "Purchases using Simplified Acquisition Procedures Large Business Concerns Dollars" + "Orders-GSA Federal Schedules Large Business Concerns Dollars" + "Orders Other Federal Schedules Large Business Concerns Dollars" + "All Other Orders Large Business Concerns Dollars" + "Other Procurement Methods Large Business Concerns Dollars" + "Purchases using Simplified Acquisition Procedures Other Entities Dollars" + "Orders GSA Federal Schedules Other Entities Dollars" + "All Other Orders Other Entities Dollars" + "Other Procurement Methods Other Entities Dollars" + ("Tariff or Regulated Acquisitions Total Dollars" minus "JWOD Nonprofit Agency Total Net Dollars"))
2. Small Business Concerns: Awards that Contracting Officers have determined are for Small Businesses. If no Contracting Officer's designation is found for an Award, then a small business is determined by those contractors which are designated as Small Businesses in the CCR system. Add to this SF279 data the following SF281 data.  
-Actions: sum("Small Business Concerns Number of Actions")  
-Dollars: sum("Purchases using Simplified Acquisition Procedures Small Business Concerns Dollars" + "Orders GSA Federal Schedules Small Business Concerns Dollars" + "Orders Other Federal Schedules Small Business Concerns Dollars" + "All Other Orders Small Business Concerns Dollars" + "Other Procurement Methods Small Business Concerns Dollars")
3. Small Disadvantaged Business Concerns: Awards for contractors that have a SDB designation in the CCR data. Add to this SF279 data the following SF281 data.  
-Actions: sum("Small Disadvantaged Business Concerns Number of Actions")  
-Dollars: sum("Small Disadvantaged Business Concerns Total Net Dollars")
4. 8(a) Contractors: Awards that Contracting Officers have determined are for Small Businesses and the Type of Set Aside determined as 8(a) Sole Source or 8(a) Competed or SDB, 8(a) with HUBZone. Add to this SF279 data the following SF281 data.  
-Actions: sum("8(a) Contract Awards Number of Actions")  
-Dollars: sum("8(a) Contract Awards Total Net Dollars")
5. Other SDB Contractors: This category is based on the number of SDB Awards minus the 8(a) Awards. Add to this SF279 data the following SF281 data.  
-Actions: sum("Small Disadvantaged Business Concerns Number of Actions" minus "8(a) Contract Awards Number of Actions")  
-Dollars: sum("Small Disadvantaged Business Concerns Total Net Dollars" minus "8(a) Contract Awards Total Net Dollars")
6. HUBZONE Small Businesses: Awards that Contracting Officers have determined are for Small Businesses and the contractors have a HUBZONE Business designation in the CCR data. Add to this SF279 data the following SF281 data.  
-Actions: sum("HUBZone Program Number of Actions")  
-Dollars: sum("HUBZone Program Total Net Dollars")
7. Women Owned Small Business Concerns: Awards that Contracting Officers have determined are for Small Businesses and the contractors have a Women Owned Business designation in the CCR data. Add to this SF279 data the following SF281 data.  
-Actions: sum("Women Owned Small Business Concerns Number of Actions")  
-Dollars: sum("Women Owned Small Business Concerns Total Net Dollars")
8. Service Disabled Veterans Small Businesses: Awards that Contracting Officers have determined are for Small Businesses and the contractors have a Service Disabled Veteran Owned designation in the CCR data. Add to this SF279 data the following SF281 data.  
-Actions: sum("Service Disabled Veteran Owned Small Business Concerns Number of Actions")  
-Dollars: sum("Service Disabled Veteran Owned Small Business Concerns Total Net Dollars")

\*\*\*\* The Exclusions for all the Categories \*\*\*\*

- \* Javits-Wagner-O'Day Program (JWOD, Sheltered Workshop): Awards with the CCR based Sheltered Workshop Flag equal to "Y" are excluded.
- \* UNICOR: UNICOR or Federal Prison Industries are determined when the award has a UNICOR designation for the contractor. The exclusion is done by excluding all vendors whose name contains the pattern "FEDERAL PRISON" or "UNICOR" within it.
- \* American Institute in Taiwan: Awards with the American Institute in Taiwan designated as the contractor for the award and determined by a DUNS number of "161174503."
- \* Contracts awarded and performed outside of the United States: Awards contracted and performed outside of the US are designated when the country in the place of performance is NOT the United States.
- \* Acquisitions by agencies on behalf of foreign governments or entities or international organizations: Awards in which the contract for foreign entity is yes are excluded from the report.
- \* Contracts funded predominately with agency generated sources. Accordingly, the following Federal Government agencies are excluded:  
-FDIC, 5100  
-Postal Service, 1800  
-Bureau Of Engraving And Printing, 2041  
-United States Mint, 2044  
-Office Of The Comptroller Of The Currency, 2046  
-Office Of Thrift Supervision, 2047  
-Transportation Security Administration, 6965; 7013  
-Federal Aviation Administration, 6920  
-Tennessee Valley Authority, 6400 -Administrative Office of the US Courts, 1027 -Architect of the Capitol, 0100 -Bankruptcy Courts, 1021 -Central Intelligence Agency, 5600 -Congressional Budget Office, 0800 -Court Services and Offender Supervision Agency, 9594 -Pretrial Services Agency, 959P -Federal Judicial Center, 1028 -Overseas Private Investment Corporation, 7100 -Supreme Court of US, 1001 -US Courts of Appeals-Judicial Circuits, 1002 -US District Courts, 1012
- \* Contracts awarded for DeCA are excluded because they are buying for a commissary, resale.  
-Awards a Reason Not Competed value of "RES" for Resale.

NOTE: Grants, CreditCards, Personal Service Contracts that are issued under 5U.S.C.3109. (FAR Part 37) are not included in the exclusions.

## Appendix: Total Federal Views

### Procurement History by Quarter Actions

This report provides total actions for procurement actions for each FY quarter for the fiscal year 2004 and the ten previous fiscal years. Only awards (Delivery/Task Order, Purchase Order, Definitive Contract, and BPA Call) in final status are included in the report. NASA-specific award types such as Intragovernmental, Cooperative Agreement, Grant for Research, Funded Space Act Agreement, and Training Grant are not included in the report. Indefinite Delivery Vehicle Awards (IDVs) are not included in this report, but delivery orders and BPA Calls placed against IDVs are included.

### Procurement History by Quarter Dollars

This report provides the total dollars obligated for each FY quarter for the fiscal year 2004 and the ten previous fiscal years. Only awards (Delivery/Task Order, Purchase Order, Definitive Contract, and BPA Call) in final status are included in the report. NASA-specific awards such as Intragovernmental, Cooperative Agreement, Grant for Research, Funded Space Act Agreement, and Training Grant are not included in the report. Indefinite Delivery Vehicle awards (IDVs) are not included in this report, but delivery orders and BPA Calls placed against IDVs are included.

### Small Business Ownership Report – Number of New Businesses by Ethnic Group

This report provides the total number of *new business actions* [contractors registered in Central Contractor Registry (CCR) for the first time in FY04] for Department of Defense Agencies and Civilian Agencies for the following categories:

#### Columns

- *Women-Owned Small Business Firms* – Awards made to Women-owned businesses determined by the Contracting Officer to be a “Small Business” for this procurement.
- *Women-Owned Small Disadvantaged Business Firms* – Awards made to Women-owned businesses that are also Small Disadvantaged Business firms, determined by the Contracting Officer to be a “Small Business” for this procurement.
- *Small Disadvantaged Business Firms* – Awards made to Small Disadvantaged Business firms determined by the Contracting Officer to be a “Small Business” for this procurement. Each of these categories is combined with one of the ethnic groups listed below and limited to businesses that registered in the Central Contractor Registry in the Fiscal Year 2004.
- *Asian-Indian American* – Contracts with Socio Economic indicator as Asian-Indian American.
- *Asian-Pacific American* – Contracts with Socio Economic indicator as Asian-Pacific American.
- *Black American* – Contracts with Socio Economic indicator as Black American.
- *Hispanic American* – Contracts with Socio Economic indicator as Hispanic American.
- *Native American* – Contracts with Socio Economic indicator as Native American. What about American Indian and Tribal Government?
- *No Representation* – Contracts with Socio Economic indicators other than those listed above.

*New businesses* are defined as contractors registered in the Central Contractor Registry for the first time in the fiscal year 2004.



This report is limited to awards (Delivery/Task Order, Purchase Order, Definitive Contract and BPA Call) in final status. NASA specific award types such as Intragovernmental, Cooperative Agreement, Grant for Research, Funded Space Act Agreement, and Training Grant are not included in the report. Indefinite Delivery Vehicle Awards (IDVs) are not included in this report, but delivery orders and BPA Calls placed against IDVs are included.

### **Small Business Ownership Report – Number of New Businesses by Department**

This report displays the same information as the “Small Business Ownership Report – Number of New Businesses by Ethnic Group” report, broken down by US Government Department rather than ethnic group.

#### Columns

- *Women-Owned Small Business Firms* - Awards made to Women-owned businesses determined by the Contracting Officer to be a “Small Business” for this procurement.
- *Women-Owned Small Disadvantaged Business Firms* - Awards made to Women-owned businesses that are also Small Disadvantaged Business firms, determined by the Contracting Officer to be a “Small Business” for this procurement.
- *Small Disadvantaged Business Firms* - Awards made to Small Disadvantaged Business firms determined by the Contracting Officer to be a “Small Business” for this procurement. Each of these categories is combined with one of the federal government departments and limited to businesses that registered in the Central Contractor Registry in the Fiscal Year 2004.

#### Rows

*Federal Government Departments*

*New businesses* are defined as the contractors registered in the Central Contractor Registry for the first time in the Fiscal Year 2004.

This report is limited to awards (Delivery/Task Order, Purchase Order, Definitive Contract and BPA Call) in final status. NASA specific award types such as Intragovernmental, Cooperative Agreement, Grant for Research, Funded Space Act Agreement, and Training Grant are not included in the report. Indefinite Delivery Vehicle Awards (IDVs) are not included in this report, but delivery orders and BPA Calls placed against IDVs are included.

**Note:** Some departments and agencies may have an unusually high number of businesses considered to be doing business with the Federal government for the first time because this report shows businesses registering with the Central Contractor Registry (CCR) for the first time. FY2004 was the first year in which businesses were required to register in CCR to be eligible to get government contracts. Previously, some Federal organizations had not required contractors to register with CCR in order to do business.

### **Report on Method of Awards – Small Business**

This report provides total actions and total dollars obligated to Small Businesses for federal government department in the following three competition categories:

- *Non Competitive* – Awards with Extent Competed as ‘Not available for competition’ or ‘Not Competed’ or ‘Follow on to competed action’ or ‘Non competitive Delivery Order’

- *Restricted Competition* – Extent Competed is “Full and Open after Exclusion of Sources.”
- *Unrestricted Competition* – Extent competed as ‘Full and Open Competition’ or ‘Full and Open Competition after exclusion of sources’ or ‘Competed under SAT’
- *A small business* is a business determined by the Contracting Officer to be a “Small Business” for this procurement.

This report is limited to awards (Delivery/Task Order, Purchase Order, Definitive Contract, and BPA Call) in final status. NASA-specific awards such as Intragovernmental, Cooperative Agreement, Grant for Research, Funded Space Act Agreement, and Training Grant are not included in the report. Indefinite Delivery Vehicle Awards (IDVs) are not included in this report, but delivery orders and BPA Calls placed against IDVs are included.

### **Report on Method of Awards – Small Disadvantaged Business**

The report provides, by federal government department, the total actions and total dollars obligated to Small disadvantaged businesses in the following three competition categories:

- *Non Competitive* – Awards with Extent Competed as “Not available for competition,” or “Not Competed,” or “Follow on to competed action,” or “Non competitive Delivery Order.”
- *Restricted Competition* – Extent Competed is “Full and Open after Exclusion of Sources.”
- *Un-restricted Competition* – Extent competed as ‘Full and Open Competition’ or ‘Full and Open Competition after exclusion of sources’ or ‘Competed under SAT’
- *Small Disadvantaged Business* is a business determined by Contracting Officer to be a “Small Disadvantaged Business” for this procurement.

This report is limited to awards (Delivery/Task Order, Purchase Order, Definitive Contract, and BPA Call) in final status. NASA-specific awards such as Intragovernmental, Cooperative Agreement, Grant for Research, Funded Space Act Agreement, and Training Grant are not included in the report. Indefinite Delivery Vehicle Awards (IDVs) are not included in this report, but delivery orders and BPA Calls placed against IDVs are included.

### **Contract Actions by Dollar Value**

The report provides total actions and total Dollars Obligated for transactions having dollars obligated amounts in the following dollar ranges: (1) \$ 0 to \$25,000; (2) over \$25000 to \$100, 0000; (3) over \$100,000 to \$1,000, 000 and (4) over \$1,000, 000.

This report is limited to awards (Delivery/Task Order, Purchase Order, Definitive Contract, and BPA Call) in final status. NASA-specific awards such as Intragovernmental, Cooperative Agreement, Grant for Research, Funded Space Act Agreement, and Training Grant are not included in the report. Indefinite Delivery Vehicle Awards (IDVs) are not included in this report, but delivery orders and BPA Calls placed against IDVs are included.

### **Contract Dollars by Executive Departments and Agencies**

This report displays the total dollars obligated for the Department of Defense and ten Civilian Agencies for Fiscal Year 2004.

This report is limited to awards (Delivery/Task Order, Purchase Order, Definitive Contract and BPA Call) in final status. NASA-specific awards such as Intragovernmental, Cooperative Agreement, Grant for Research, Funded Space Act Agreement, and Training Grant are not included in the report. Indefinite Delivery Vehicle Awards (IDVs) are not included in this report, but delivery orders and BPA Calls placed against IDVs are included.

### **Procurements Performed Outside U.S. and U.S. Territories by Continent**

This report displays the total dollars obligated for contracts performed outside of the U.S (and U.S territories) for the Fiscal Year 2004 by continent or major island group.

The report excludes contracts with Place of Performance in the U.S., country codes belonging to the U.S territories: American Samoa, Federated States / Micronesia, Guam, Northern Mariana Islands, Marshall Islands, Palau, Puerto Rico, U.S. Minor Outlying Islands, and U.S. Virgin Islands and where Place of Performance is not reported.

This report is limited to awards (Delivery/Task Order, Purchase Order, Definitive Contract, and BPA Call) in final status. NASA-specific awards such as Intragovernmental, Cooperative Agreement, Grant for Research, Funded Space Act Agreement, and Training Grant are not included in the report. Indefinite Delivery Vehicle Awards (IDVs) are not included in this report, but delivery orders and BPA Calls placed against IDVs are included.

### **Research and Development – Summary by R&D Category**

This report displays the total actions and dollars obligated in Fiscal Year 2004 for R&D categories which are Product and Service Codes (PSC) starting with the letter A.

This report is limited to awards (Delivery/Task Order, Purchase Order, Definitive Contract, and BPA Call) in final status. NASA-specific awards such as Intragovernmental, Cooperative Agreement, Grant for Research, Funded Space Act Agreement, and Training Grant are not included in the report. Indefinite Delivery Vehicle Awards (IDVs) are not included in this report, but delivery orders and BPA Calls placed against IDVs are included.

### **Other Services and Construction – Summary by Service Category**

This report displays the total actions and total dollars obligated in Fiscal Year 2004 for “Other Services and Construction” categories (PSC codes starting with B, C, D, F, G, H, J, K, L, M, N, P, Q, R, S, T, U, V, W, X, Y, or Z).

This report is limited to awards (Delivery/Task Order, Purchase Order, Definitive Contract, and BPA Call) in final status. NASA-specific awards such as Intragovernmental, Cooperative Agreement, Grant for Research, Funded Space Act Agreement, and Training Grant are not included in the report. Indefinite Delivery Vehicle Awards (IDVs) are not included in this report, but delivery orders and BPA Calls placed against IDVs are included.

### **Supplies and Equipment – Summary by PSC Group**

This report displays the total actions and total dollars obligated in Fiscal Year 2004 for supplies and equipments.

This report is limited to awards (Delivery/Task Order, Purchase Order, Definitive Contract, and BPA Call) in final status. NASA-specific awards such as Intragovernmental, Cooperative Agreement, Grant for Research, Funded Space Act Agreement, and Training Grant are not included in the report. Indefinite Delivery Vehicle Awards (IDVs) are not included in this report, but delivery orders and BPA Calls placed against IDVs are included.

### **North American Industry Classification System Code – Summary by NAICS Group**

This report provides the total actions and total dollars obligated in fiscal year 2004 by NAICS code categories using the first two positions of the NAICS code.

This report is limited to awards (Delivery/Task Order, Purchase Order, Definitive Contract, and BPA Call) in final status. NASA-specific awards such as Intragovernmental, Cooperative Agreement, Grant for Research, Funded Space Act Agreement, and Training Grant are not included in the report. Indefinite Delivery Vehicle Awards (IDVs) are not included in this report, but delivery orders and BPA Calls placed against IDVs are included.

### **Small Business Goaling Report**

This report displays goaling data for Federal government departments' awards to small businesses in fiscal year 2004.

Exclusions: The Small Business Administration has specified that the following types of transactions shall be excluded from the Small Business Goaling Report.

- Awards to JWOD organizations, previously known as Sheltered Workshops.
- Awards to Federal Prison Industries also known as UNICOR.
- Awards to the American Institute in Taiwan (DUNS number 161174503)
- Contracts awarded and performed outside of the United States.
- Acquisitions by agencies on behalf of foreign governments or entities, or international organizations.
- Contracts funded by agencies using non-appropriated funds following or not required by the FAR or DFARS to report to FPDS-NG. In general, these Federal Government agencies are excluded:
  - FDIC, 5100
  - Postal Service, 1800
  - Bureau of Engraving and Printing, 2041
  - United States Mint, 2044
  - Office of the Comptroller of the Currency, 2046
  - Office of Thrift Supervision, 2047
  - Transportation Security Administration, 6965; 7013
  - Federal Aviation Administration, 6920
  - Tennessee Valley Authority, 6400
  - Administrative Office of the US Courts, 1027
  - Architect of the Capitol, 0100
  - Bankruptcy Courts, 1021
  - Central Intelligence Agency, 5600
  - Congressional Budget Office, 0800
  - Court Services and Offender Supervision Agency, 9594
  - Pretrial Services Agency, 959P
  - Federal Judicial Center, 1028

- Overseas Private Investment Corporation, 7100
- Supreme Court of the US, 1001
- US Courts of Appeals – Judicial Circuits, 1002
- US District and Territorial Courts, 1012
- Contracts awarded for Defense Commissary Agency (DeCA) are excluded because they are buying for a commissary for resale.
- Awards where Reason Not Competed is Resale.

### Category Definitions

The following are the definitions of the categories; all exclude the categories listed above:

<b>Total Actions and Dollars</b>	Total Actions and Dollars for federal government departments for the fiscal year 2004.
<b>Small Business Concerns</b>	Awards are included in the Small Business category when the Contracting Officer's selection of Business Size is Small Business.
<b>Small Disadvantaged Business Concerns (SDB)</b>	Awards are included when the vendor is listed in the Central Contractor Registry as either a small disadvantaged business or as an 8(A) firm.  For DoD, NASA, and the United States Coast Guard, Historically Black Colleges or Universities (HBCU) and Minority Institutions (MI) are also included in the Small Disadvantaged Business Program goaling category.
<b>8(a) Contractors</b>	Awards are included in the 8(a) Program small business goaling category when the Type of Set Aside used is one of: 8(a) Sole Source or 8(a) Competed or 8(a) with HUBZone.
<b>Other SDB Contractors</b>	Awards to Small Disadvantaged Businesses that are not 8(a) Businesses.
<b>HUBZONE Small Businesses</b>	Awards to HUBZone small businesses where the Contracting Officer's Business Size selection is Small Business and the vendor is designated as a HUBZone business in the Central Contractor Registry.
<b>Women Owned Small Business Concerns</b>	Awards to Women Owned Small Businesses where the Contracting Officer's Business Size selection is Small Business and the vendor is designated as a Women Owned business in the Central Contractor Registry.
<b>Service Disabled Veteran Owned Business</b>	Awards to Service Disabled Veteran Owned Business where the Contracting Officer's Business Size selection is Small Business and the vendor is designated as Service Disabled Veteran Owned Business in the Central Contractor Registry.