



Federal Procurement Data System



Federal Procurement Report

Fiscal Year 1994 through
Fourth Quarter

(October 1, 1993 through
September 30, 1994)



Prepared by
U.S. General Services Administration
Governmentwide Information Systems Division
Federal Procurement Data Center
Executive Agent for
Office of Management and Budget
Office of Federal Procurement Policy

FOREWORD

Public Law 93-400 requires that the Office of Management and Budget (OMB), Office of Federal Procurement Policy (OFPP), "...establish a system for collecting, developing, and disseminating the procurement data which takes into account the needs of the Congress, the executive branch, and the public sector." Under the guidance of OFPP, design of the Federal Procurement Data System was completed in early 1978 and data collection began October 1, 1978. The Federal Procurement Data Center was established to operate the system. The Center provides a central point to respond to the requirements of the legislative, executive, and judicial branches of the Government as well as the private sector.

The Federal Procurement Data Center produces reports which examine various aspects and impacts of the Federal acquisition process. The data can be used for geographical analysis, market analysis, and analysis of the impact of congressional and presidential initiatives in socio-economic areas such as small business. The data is also a reliable basis for measuring and assessing the impact of Federal acquisition policy and management improvement.

Basic acquisition data will be published each fiscal year in the Federal Procurement Report. Special reports to meet specific data requirements can be produced on demand.

Further information regarding the Federal Procurement Data System reports or capabilities can be obtained from the Federal Procurement Data Center, U. S. General Services Administration, 7th and D Streets, S. W., Room 5652, Washington, D.C. 20407 or by calling area code (202) 401-1529.

HIGHLIGHTS

The FPDS Federal Procurement Report is published annually, and contains "snapshot" statistics on the procurement activities of over 60 agencies. The figures in this report are only as accurate, timely and complete as the data provided by the reporting agencies to the FPDC.

Due to rounding, dollars on the charts may not equal the TOTAL DOLLAR figure, and percentages may not total 100 percent.

The FPDS Federal Procurement Report is current as of the date of issuance and all older reports are obsolete, therefore, the FPDC will not maintain prior issuances for either distribution or for reference.

In addition to this report, the Federal Procurement Data Center produces the Competitor's Edge which is a free booklet describing the special advantages of the FPDS Special Reports. To obtain the Competitor's Edge, call the FPDC at (202) 401-1529 or write:

Federal Procurement Data Center
7th and D Streets, S.W., Room 5652
Washington, D.C. 20407

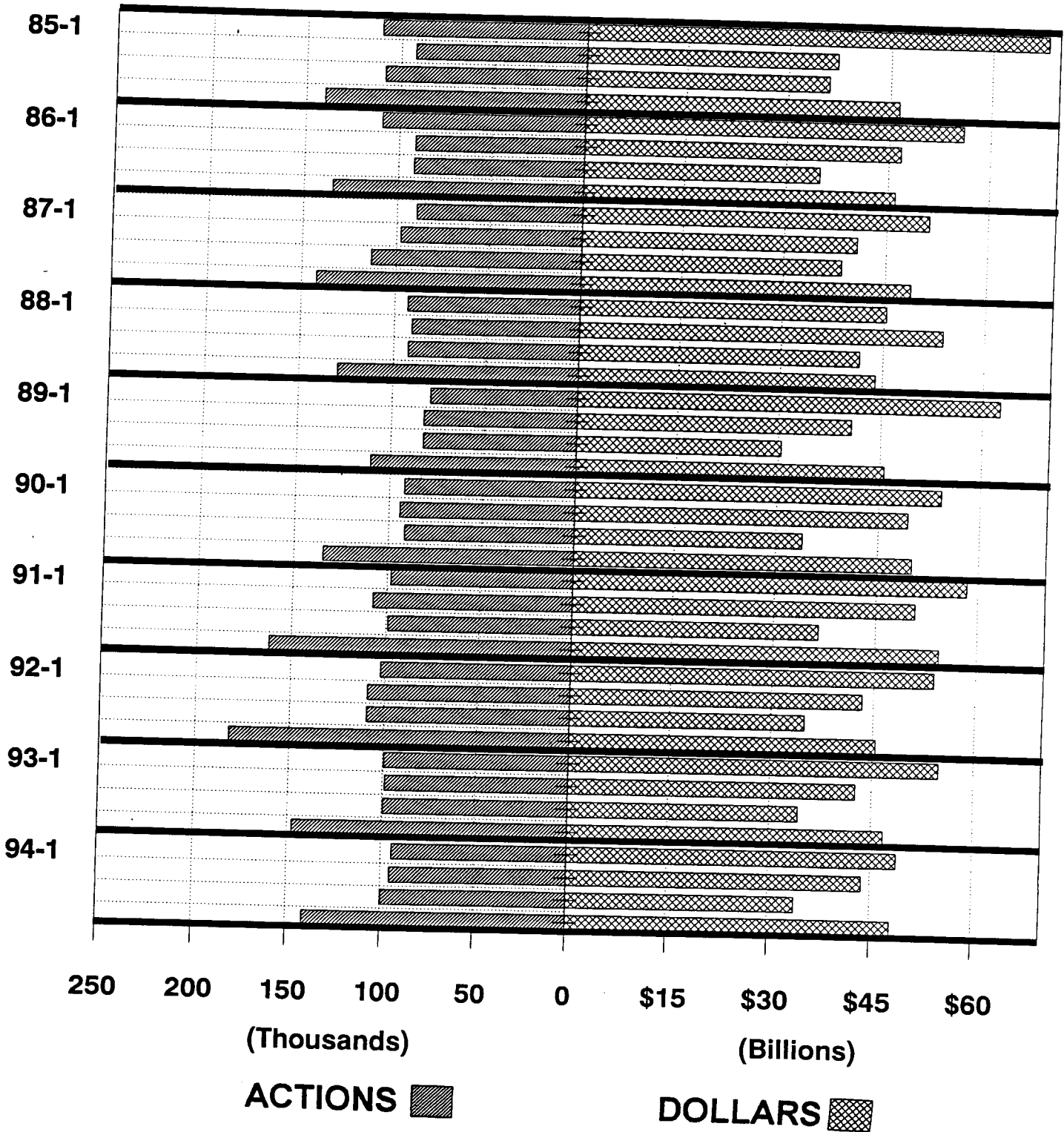
TABLE OF CONTENTS

FOREWORD	i
HIGHLIGHTS	iii
FEDERAL PROCUREMENT HISTORY	vi
SMALL BUSINESS OWNERSHIP REPORT	vii
SECTION I - TOTAL FEDERAL VIEW	1
A. Federal Contract Actions & Dollars	2
B. SF 279/SF 281 Comparisons	4
C. Contract Dollars by Exec. Dept. & Agencies	5
D. Federal Procurement by Major PSC	6
E. Federal Procurement by R&D	7
F. Federal Procurement by Other Services & Construction	7
G. Federal Procurement by Supplies & Equipment	8
H. Federal Procurement by SIC	10
I. Federal Procurement by Percentage of Competition	12
J. Federal Procurement Comparison of Pre- and Post-CICA Action	12
K. Governmentwide Commercial Credit Card Services	13
L. Federal Procurement Top 100 Contractors	14
M. Federal Procurement Top 10 Contractors by PSC	16
SECTION II - GEOGRAPHIC VIEWS	19
A. Federal Procurement by State Summary	20
B. Federal Procurement by Top 10 States for Last 5 Years	21
C. STATE SNAPSHOTS:	
1. Alabama	22
2. Alaska	23
3. Arizona	24
4. Arkansas	25
5. California	26
6. Colorado	27
7. Connecticut	28
8. Delaware	29
9. District of Columbia	30
10. Florida	31
11. Georgia	32
12. Hawaii	33
13. Idaho	34
14. Illinois	35
15. Indiana	36
16. Iowa	37
17. Kansas	38
18. Kentucky	39
19. Louisiana	40
20. Maine	41
21. Maryland	42
22. Massachusetts	43
23. Michigan	44
24. Minnesota	45
25. Missouri	46
26. Mississippi	47
27. Montana	48
28. Nebraska	49
29. Nevada	50
30. New Hampshire	51
31. New Jersey	52
32. New Mexico	53
33. New York	54
34. North Carolina	55
35. North Dakota	56
36. Ohio	57
37. Oklahoma	58
38. Oregon	59
39. Pennsylvania	60
40. Rhode Island	61
41. South Carolina	62
42. South Dakota	63
43. Tennessee	64
44. Texas	65
45. Utah	66
46. Vermont	67
47. Virginia	68
48. Washington	69

TABLE OF CONTENTS - Continued

49.	West Virginia	70
50.	Wisconsin	71
51.	Wyoming	72
SECTION III - AGENCY VIEWS		73
A.	Total Federal Snapshot Report	74
B.	Agency Snapshot Reports	
1.	Executive Office of the President	76
2.	Department of Agriculture	78
3.	Department of Commerce	80
4.	Department of Defense	82
5.	Department of Education	84
6.	Department of Energy	86
7.	Department of Health and Human Services	88
8.	Department of Housing and Urban Development	90
9.	Department of the Interior	92
10.	Department of Justice	94
11.	Department of Labor	96
12.	Department of State	98
13.	Department of Transportation	100
14.	Department of the Treasury	102
15.	Department of Veterans Affairs	104
16.	Action	106
17.	Administrative Conference of the US	108
18.	Agency for International Development	110
19.	American Battle Monuments Commission	112
20.	Board for International Broadcasting	114
21.	Commission on Civil Rights	116
22.	Commodity Future Trading Commission	118
23.	Consumer Product Safety Commission	120
24.	Defense Nuclear Facilities Safety Board	122
25.	Environmental Protection Agency	124
26.	Equal Employment Opportunity Commission	126
27.	Federal Communications Commission	128
28.	Federal Election Commission	130
29.	Federal Emergency Management Agency	132
30.	Federal Labor Relations Authority	134
31.	Federal Maritime Commission	136
32.	Federal Mediation & Conciliation Service	138
33.	Federal Mine Safety & Health Review Commission	140
34.	Federal Trade Commission	142
35.	General Services Administration	144
36.	International Trade Commission	146
37.	Interstate Commerce Commission	148
38.	Merit System Protection Board	150
39.	National Aeronautics & Space Administration	152
40.	National Archives and Records Administration	154
41.	National Capital Planning Commission	158
42.	National Foundation on the Arts	160
43.	National Foundation on the Humanities	162
44.	National Gallery of Art	164
45.	National Labor Relations Board	166
46.	National Mediation Board	168
47.	National Science Foundation	170
48.	National Transportation Safety Board	172
49.	Nuclear Regulatory Commission	174
50.	Occupational Safety and Health Review Commission	176
51.	Office of Personnel Management	178
52.	Peace Corps	180
53.	Pennsylvania Avenue Development Corporation	182
54.	Railroad Retirement Board	184
55.	Securities Exchange Commission	186
56.	Selective Service System	188
57.	Small Business Administration	190
58.	Smithsonian Institution	192
59.	Tennessee Valley Authority	194
60.	U.S. Soldiers and Airmens Home	196
61.	U.S. Trade & Development Agency	198
62.	United States Arms Control and Disarmament Agency	200
63.	United States Information Agency	202

FEDERAL PROCUREMENT DATA SYSTEM
FEDERAL PROCUREMENT HISTORY
 Actions Reported Individually on SF279
 Fiscal Year 1994 Through Fourth Quarter



**FEDERAL PROCUREMENT DATA SYSTEM
SMALL BUSINESS OWNERSHIP REPORT**

Number of New Businesses by Type of Contractor
Actions Reported Individually on SF279
Fiscal Year 1994 Through Fourth Quarter

TOTAL FEDERAL	3,238	951	3,744
Executive Office of the President	2	2	2
Department of Agriculture	731	261	474
Department of Commerce	29	41	25
Department of Defense	1,070	297	1,520
Department of Education	6	3	9
Department of Energy	37	20	59
Department of Health and Human Services	31	10	37
Department of Housing and Urban Development	19	13	9
Department of the Interior	158	21	151
Department of Justice	87	27	69
Department of Labor	32	15	24
Department of State	82	55	30
Department of Transportation	131	121	69
Department of Treasury	45	12	77
Department of Veterans Affairs	283	59	269
Actions	0	0	0
Administrative Conference of the U.S.	0	0	0
Agency for International Development	12	4	20
American Battle Monuments Commission	0	0	0
Board for International Broadcasting	0	0	0
Commission on Civil Rights	0	0	0
Commodity Futures Trading Commission	0	0	0
Consumer Product Safety Commission	0	0	0
Defense Nuclear Facilities Safety Board	0	0	0
Environmental Protection Agency	12	4	43
Equal Employment Opportunity Commission	1	0	2
Federal Communications Commission	0	0	0
Federal Election Commission	0	0	0
Federal Emergency Management Agency	9	8	8
Federal Energy Regulatory Commission	0	0	1
Federal Labor Relations Authority	0	0	0
Federal Maritime Commission	0	0	0
Federal Mediation and Conciliation Service	0	0	0
Federal Mine Safety and Health Review Commission	0	0	0
Federal Trade Commission	1	0	0
General Services Administration	299	41	585
International Trade Commission	3	0	0
Interstate Commerce Commission	0	0	0
Merit Systems Protection Board	0	0	0
National Aeronautics and Space Administration	72	19	90
National Archives and Records Administration	3	0	2
National Capital Planning Commission	0	0	0
National Foundation on the Arts	2	0	0
National Foundation on the Humanities	1	0	0
National Gallery of Art	3	2	0
National Labor Relations Board	12	0	0
National Mediation Board	0	0	0
National Science Foundation	0	0	0
National Transportation Safety Board	0	0	0
Nuclear Regulatory Commission	1	1	1
Occupational Safety and Health Review Commission	0	0	0
Office of Personnel Management	0	0	2
Peace Corps	0	0	1
Pennsylvania Avenue Development Corporation	0	0	0
Railroad Retirement Board	0	0	0
Securities and Exchange Commission	0	0	5
Selective Service System	0	0	0
Small Business Administration	2	1	0
Smithsonian Institution	6	1	2
Tennessee Valley Authority	52	7	45
U.S. Soldiers and Airmens Home	0	0	7
U.S. Trade and Development Agency	2	1	1
United States Arms Control and Disarmament Agency	0	0	0
United State Information Agency	3	2	4

**FEDERAL PROCUREMENT DATA SYSTEM
SMALL BUSINESS OWNERSHIP REPORT**

Number of New Businesses by Ethnic Group
Actions Reported Individually on SF279
Fiscal Year 1994 Through Fourth Quarter

	Women-Owned Small Business Firms	Women-Owned Small Disadvantaged Business Firms	Other Small Disadvantaged Business Firms
TOTAL DEFENSE	3,238	951	3,744
Subcontinent Asian (Asian-Indian)	43	43	165
American			
Asian Pacific	54	54	259
American			
Black American	84	84	357
Hispanic	64	64	411
American			
Native	35	35	107
American			
Other SDB (certified/ determined by SBA)	15	15	43
No Representation	24	24	131
Other	751	3	77

SECTION I
TOTAL FEDERAL VIEW

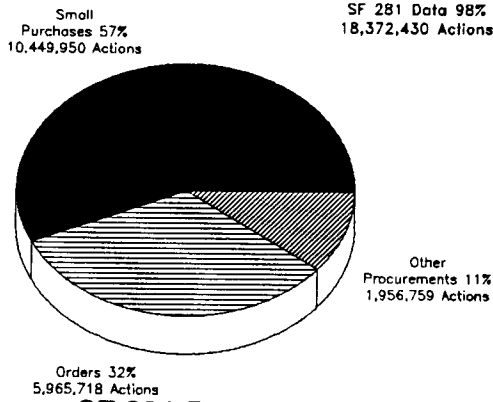
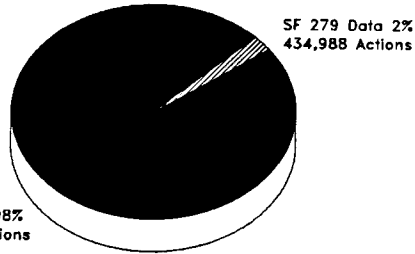
FEDERAL PROCUREMENT DATA SYSTEM
**FEDERAL CONTRACT ACTIONS AND DOLLARS
 BY EXECUTIVE DEPARTMENT AND AGENCY**
 Fiscal Year 1994 Through Fourth Quarter

	All Reported Actions			
	Actions	Percent of Actions	Dollars(000)	Percent of Dollars
TOTAL FEDERAL	18,807,416	100.000	196,409,254	100.000
Executive Office of the President	2,013	0.010	25,203	0.012
Department of Agriculture	1,156,753	6.150	3,461,356	1.762
Department of Commerce	110,819	0.589	869,163	0.442
Department of Defense	11,201,197	59.557	131,907,204	67.159
Department of Education	17,487	0.093	374,406	0.190
Department of Energy	31,723	0.168	17,791,176	9.058
Department of Health and Human Services	1,109,890	5.900	2,784,054	1.422
Department of Housing and Urban Development	8,636	0.045	203,662	0.103
Department of the Interior	534,646	2.842	2,155,215	1.097
Department of Justice	734,472	3.905	2,492,845	1.269
Department of Labor	19,090	0.101	835,840	0.425
Department of State	142,021	0.755	935,936	0.478
Department of Transportation	229,708	1.221	3,890,073	1.980
Department of the Treasury	162,214	0.862	2,012,871	1.024
Department of Veterans Affairs	2,035,217	10.821	3,690,338	1.878
Action	2,195	0.011	11,226	0.005
Administrative Conference of the U.S.	184	0.000	50	0.000
Agency for International Development	10,486	0.055	1,221,731	0.622
American Battle Monuments Commission	14,146	0.075	11,371	0.005
Board for International Broadcasting	0	0.000	0	0.000
Commission on Civil Rights	492	0.002	344	0.000
Commodity Futures Trading Commission	1,561	0.008	10,024	0.005
Consumer Product Safety Commission	1,839	0.010	5,689	0.002
Defense Nuclear Facilities Safety Board	187	0.000	414	0.000
Environmental Protection Agency	53,315	0.283	1,305,643	0.664
Equal Employment Opportunity Commission	6,990	0.037	35,940	0.018
Federal Communications Commission	0	0.000	0	0.000
Federal Election Commission	2,022	0.010	2,881	0.001
Federal Emergency Management Agency	5,071	0.026	227,793	0.115
Federal Energy Regulatory Commission	449	0.002	33,131	0.016
Federal Labor Relations Authority	228	0.001	423	0.000
Federal Maritime Commission	454	0.002	2,656	0.001
Federal Mediation and Conciliation Service	587	0.003	946	0.000
Federal Mine Safety and Health Review Commission	602	0.003	496	0.000
Federal Trade Commission	2,052	0.010	9,810	0.004
General Services Administration	953,106	5.067	6,237,301	3.175
International Trade Commission	2,230	0.011	2,258	0.001
Interstate Commerce Commission	1,372	0.007	2,473	0.001
Merit Systems Protection Board	2,713	0.014	1,178	0.000
National Aeronautics and Space Administration	73,126	0.388	11,617,242	5.914
National Archives and Records Administration	3,687	0.019	28,433	0.014
National Capital Planning Commission	228	0.001	455	0.000
National Foundation on the Arts	502	0.002	1,795	0.000
National Foundation on the Humanities	2,848	0.014	2,240	0.001
National Gallery of Art	4,458	0.023	5,641	0.002
National Labor Relations Board	1,634	0.008	7,393	0.003
National Mediation Board	435	0.002	2,257	0.001
National Science Foundation	2,264	0.012	78,952	0.040
National Transportation Safety Board	0	0.000	0	0.000
Nuclear Regulatory Commission	205	0.001	12,050	0.006
Occupational Safety and Health Review Commission	462	0.002	332	0.000
Office of Personnel Management	13,188	0.070	89,961	0.045
Peace Corps	16,530	0.087	46,743	0.023
Pennsylvania Avenue Development Corporation	166	0.000	567	0.000
Railroad Retirement Board	3,081	0.016	6,752	0.003
Securities and Exchange Commission	3,191	0.016	33,612	0.017
Selective Service System	1,159	0.006	1,748	0.000
Small Business Administration	6,004	0.031	22,527	0.011
Smithsonian Institution	23,050	0.122	51,538	0.026
Tennessee Valley Authority	65,327	0.347	1,703,992	0.867
U. S. Soldiers and Airmens Home	2,130	0.011	8,295	0.004
U. S. Trade & Development Agency	372	0.001	2,727	0.001
United States Arms Control and Disarmament Agency	312	0.001	6,286	0.003
United States Information Agency	25,224	0.134	114,389	0.058

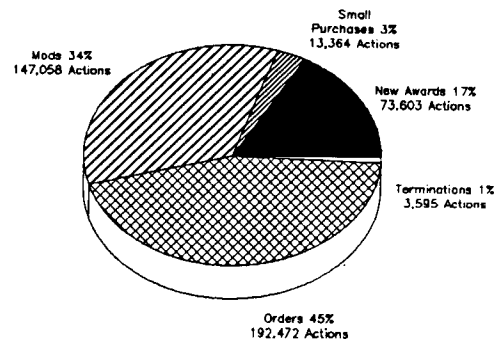
Actions Reported Individually on SF279				Actions Reported in Summary on SF281			
Actions	Percent of Actions	Dollars (000)	Percent of Dollars	Actions	Percent of Actions	Dollars (000)	Percent of Dollars
434,988	100.000	174,687,951	100.000	18,372,428	100.000	21,721,303	100.000
136	0.031	17,956	0.010	1,877	0.010	7,247	0.033
19,238	4.422	2,669,278	1.642	1,137,515	6.181	592,078	2.725
4,727	1.086	719,034	0.411	106,092	0.577	150,129	0.691
224,364	51.577	117,806,654	67.438	10,876,843	59.746	14,100,550	64.915
965	0.221	356,530	0.204	16,532	0.089	17,876	0.082
5,207	1.197	17,742,474	10.156	26,516	0.144	48,702	0.224
7,988	1.836	1,713,786	0.981	1,101,702	5.996	1,080,268	4.973
637	0.146	193,431	0.110	7,999	0.043	10,431	0.048
15,153	3.483	1,829,700	0.932	519,493	2.827	525,515	2.419
15,798	3.631	1,780,496	1.019	716,674	3.911	712,349	3.279
1,659	0.381	800,667	0.459	17,431	0.094	35,173	0.161
3,833	0.904	592,772	0.339	138,088	0.751	343,184	1.579
14,031	3.225	3,482,957	1.993	215,677	1.173	407,116	1.874
10,244	2.355	1,774,478	1.015	151,970	0.827	238,393	1.097
27,521	6.328	1,911,971	1.094	2,007,898	10.927	1,778,367	8.187
19	0.004	6,454	0.003	2,176	0.011	4,772	0.021
0	0.000	0	0.000	164	0.000	50	0.000
1,836	0.422	1,194,049	0.683	8,650	0.047	27,682	0.127
0	0.000	0	0.000	14,146	0.076	11,371	0.052
0	0.000	0	0.000	0	0.000	0	0.000
0	0.000	0	0.000	492	0.002	344	0.001
51	0.011	8,312	0.004	1,510	0.008	1,712	0.007
97	0.022	2,767	0.001	1,842	0.010	2,922	0.013
0	0.000	0	0.000	187	0.001	414	0.001
9,026	2.074	1,213,026	0.694	44,289	0.241	92,617	0.426
208	0.047	29,687	0.016	6,752	0.036	6,253	0.028
0	0.000	0	0.000	0	0.000	0	0.000
20	0.004	886	0.000	2,002	0.010	1,895	0.008
1,093	0.251	213,202	0.122	3,978	0.021	14,591	0.067
87	0.020	31,337	0.017	362	0.001	1,794	0.008
0	0.000	0	0.000	228	0.001	423	0.001
11	0.002	1,805	0.001	443	0.002	851	0.003
0	0.000	0	0.000	597	0.003	946	0.004
0	0.000	0	0.000	602	0.003	496	0.002
62	0.014	4,348	0.002	1,990	0.010	5,462	0.025
48,352	11.115	5,296,896	3.032	904,754	4.924	940,405	4.329
38	0.008	1,104	0.000	2,192	0.011	1,154	0.005
12	0.002	1,206	0.000	1,360	0.007	1,267	0.005
0	0.000	0	0.000	2,713	0.014	1,176	0.005
16,733	3.846	11,382,332	6.515	56,393	0.306	234,910	1.081
89	0.020	14,601	0.008	3,598	0.019	13,832	0.063
0	0.000	0	0.000	228	0.001	455	0.002
9	0.002	621	0.000	493	0.002	1,174	0.005
8	0.001	297	0.000	2,840	0.014	1,943	0.008
19	0.004	771	0.000	4,437	0.024	4,870	0.022
50	0.011	4,883	0.002	1,584	0.008	2,500	0.011
104	0.023	1,695	0.000	331	0.001	562	0.002
163	0.037	71,679	0.041	2,101	0.011	7,273	0.033
0	0.000	0	0.000	0	0.000	0	0.000
205	0.047	12,050	0.006	0	0.000	0	0.000
0	0.000	0	0.000	462	0.002	332	0.001
149	0.034	51,516	0.029	13,037	0.070	38,445	0.176
194	0.044	18,931	0.010	16,336	0.088	27,812	0.128
3	0.000	230	0.000	163	0.000	357	0.001
49	0.011	3,537	0.002	3,032	0.016	3,215	0.014
107	0.024	25,330	0.014	3,084	0.016	8,282	0.038
5	0.001	176	0.000	1,154	0.006	1,570	0.007
81	0.018	15,873	0.009	5,923	0.032	6,654	0.030
354	0.081	29,465	0.016	22,696	0.123	22,074	0.101
3,492	0.802	1,574,008	0.901	61,835	0.336	129,984	0.598
42	0.009	5,433	0.003	2,088	0.011	2,862	0.013
11	0.002	707	0.000	381	0.001	2,020	0.009
61	0.014	4,739	0.002	251	0.001	1,547	0.007
557	0.128	71,714	0.041	24,667	0.134	42,675	0.196

FEDERAL PROCUREMENT DATA SYSTEM
SF279/SF281 COMPARISONS
 Fiscal Year 1994 Through Fourth Quarter

ACTIONS

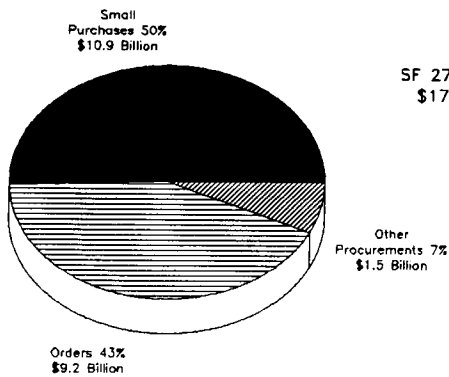
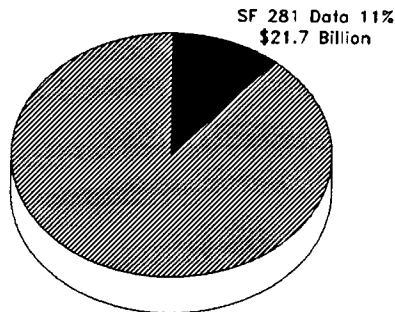


SF 281 Data By Procurement Methods

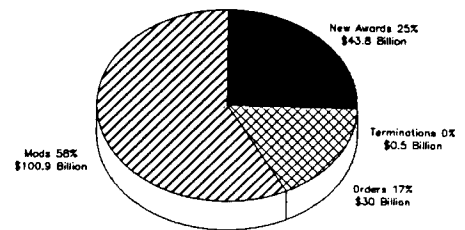


SF 279 Data by Kind of Contract Action

DOLLARS



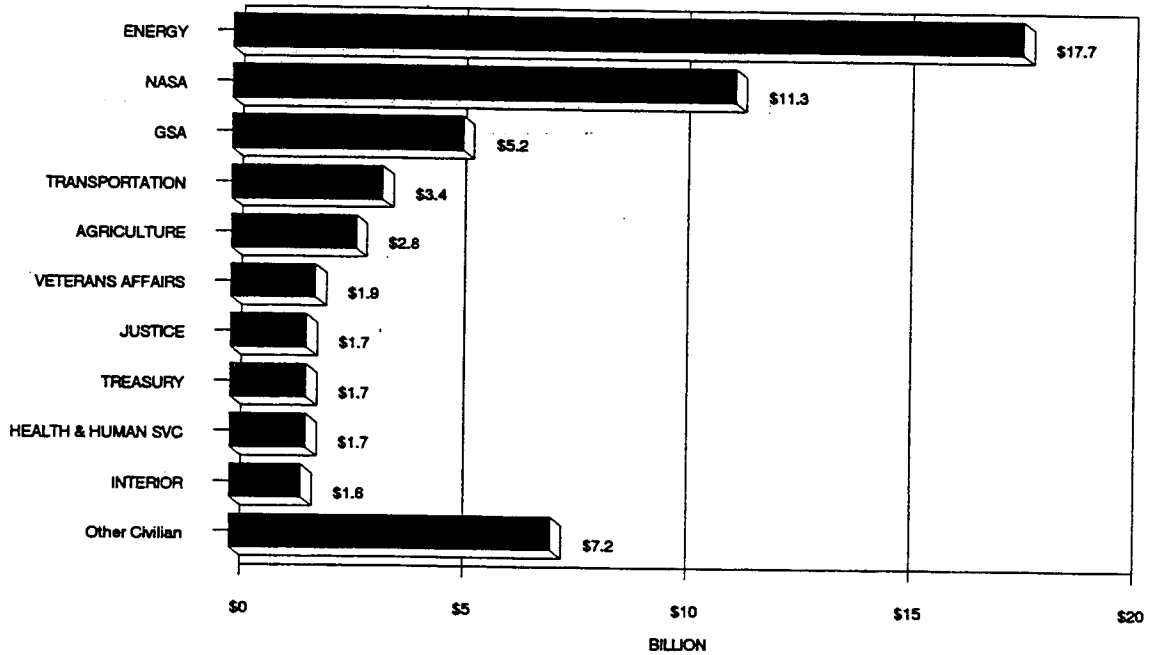
SF 281 Data By Procurement Methods



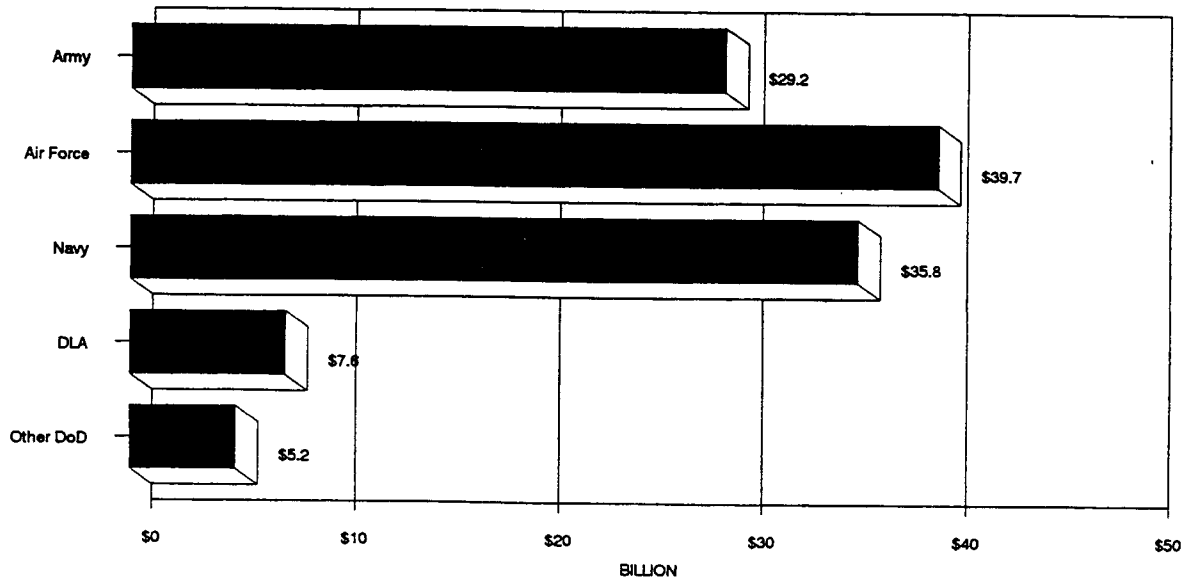
SF 279 Data by Kind of Contract Action

FEDERAL PROCUREMENT DATA SYSTEM
CONTRACT DOLLARS BY EXECUTIVE DEPARTMENTS AND AGENCIES
 Actions Reported Individually on SF279
 Fiscal Year 1994 Through Fourth Quarter

CIVILIAN AGENCIES
 TOTAL DOLLARS \$56.8 BILLION

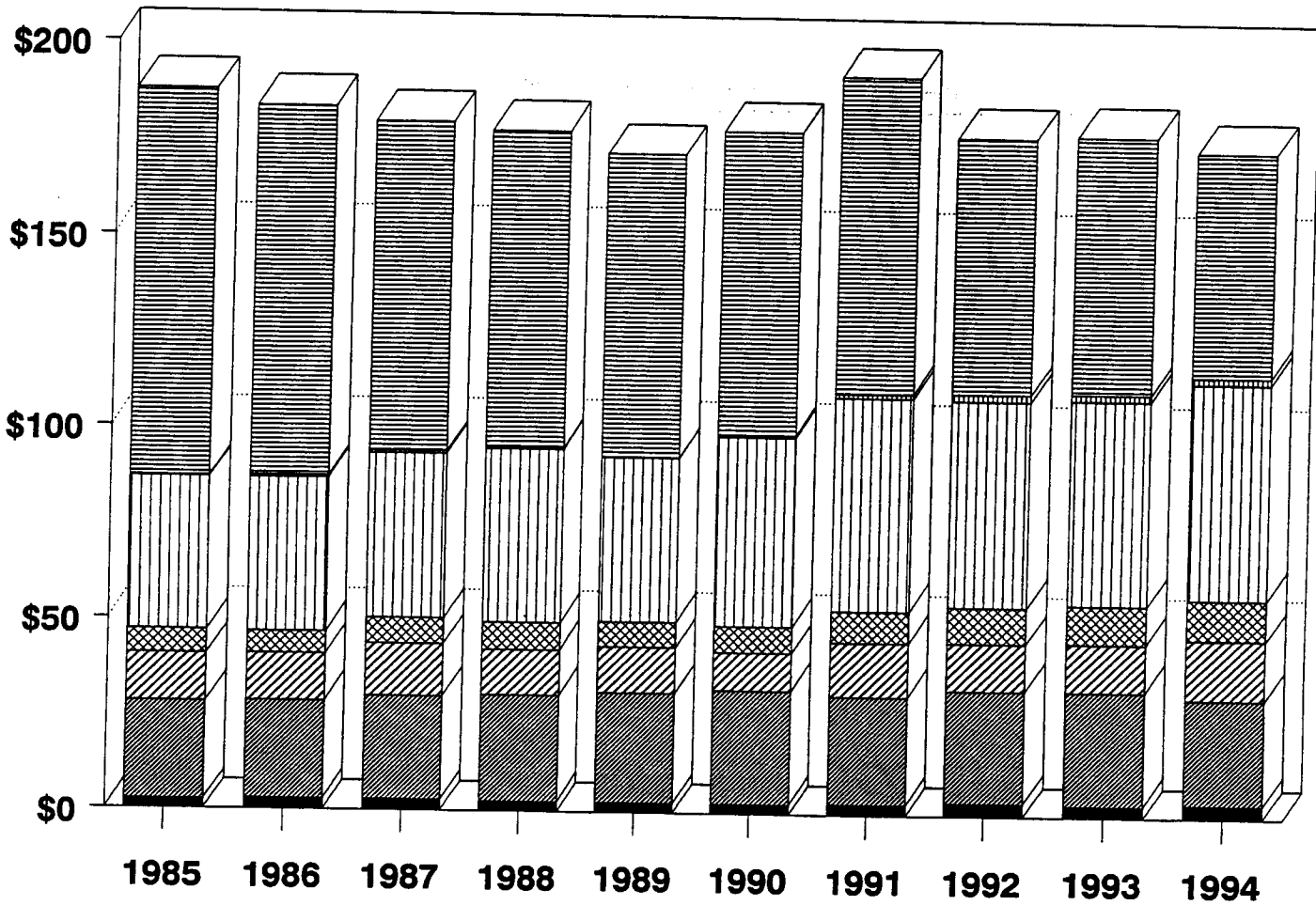


DEPARTMENT OF DEFENSE
 TOTAL DOLLARS \$117.8 BILLION

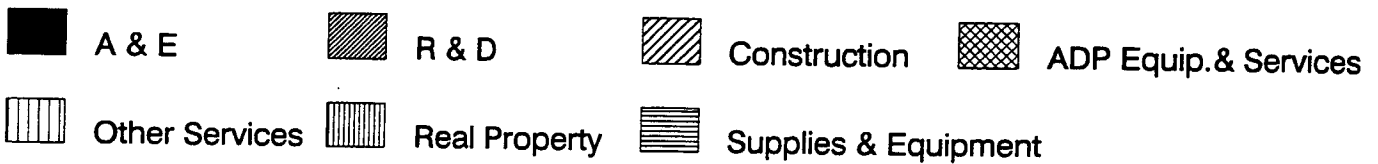


FEDERAL PROCUREMENT DATA SYSTEM
FEDERAL PROCUREMENT BY MAJOR PRODUCT/SERVICE CATEGORY
 Actions Reported Individually on SF279
 Fiscal Year 1994 Through Fourth Quarter

Billion



Years



FEDERAL PROCUREMENT DATA SYSTEM
RESEARCH AND DEVELOPMENT SUMMARY - BY R & D CATEGORY
Actions Reported Individually on SF279
Fiscal Year 1994 Through Fourth Quarter

	Year to Date	
	Number of Actions	Dollars (000)
TOTAL FEDERAL RESEARCH AND DEVELOPMENT	31,979	27,639,469
AA Agriculture	18	4,980
AB Community Services and Development	10	2,448
AC Defense Systems	9,031	14,791,817
AD Defense - Other	9,938	4,030,626
AE Economic Growth and Productivity	304	165,609
AF Education	102	19,386
AG Energy	534	1,065,076
AH Environmental Protection	706	169,776
AJ General Science and Technology	1,017	235,807
AK Housing	0	0
AL Income Security	1	24
AM International Affairs and Cooperation	3	209
AN Medical	1,353	1,017,525
AP Natural Resources	84	10,593
AQ Social Services	6	1,917
AR Space	4,392	3,701,429
AS Transportation, Modal	101	37,825
AT Transportation, General	479	108,600
AV Mining	80	3,787
AZ Other Research and Development	3,840	2,271,837

OTHER SERVICES AND CONSTRUCTION - SUMMARY BY SERVICE CATEGORY
Actions Reported Individually on SF279
Fiscal Year 1994 Through Fourth Quarter

	Year to Date	
	Number of Actions	Dollars (000)
TOTAL FEDERAL OTHER SERVICES AND CONSTRUCTION	253,763	84,195,325
B Special Studies and Analyses - Not R&D	3,258	789,452
C Architect and Engineering Services - Construction	21,260	3,941,128
D Automatic Data Processing and Telecommunications Services	21,046	5,904,473
F Natural Resources Management	8,518	1,488,630
G Social Services	2,305	578,383
H Quality Control, Testing and Inspection Services	1,491	494,124
J Maintenance, Repair, and Rebuilding of Equipment	21,601	7,444,958
K Modification of Equipment	1,011	1,181,871
L Technical Representation Services	1,979	961,303
M Operation of Government-Owned Facility	4,570	19,083,561
N Installation of Equipment	2,260	373,917
P Salvage Services	410	82,058
Q Medical Services	15,955	1,224,074
R Professional, Administrative and Management Support Services	36,671	13,605,050
S Utilities and Housekeeping Services	21,534	5,521,871
T Photographic, Mapping, Printing, and Publication Services	2,433	288,733
U Training Services	3,358	1,072,594
V Transportation and Travel	7,243	2,385,145
W Lease or Rental of Equipment	2,553	528,855
X Lease or Rental of Facilities	11,813	1,798,758
Y Construction of Structures and Facilities	17,562	9,609,638
Z Maintenance, Repair or Alteration of Real Property	44,934	6,148,649

FEDERAL PROCUREMENT DATA SYSTEM
SUPPLIES AND EQUIPMENT - SUMMARY BY FSC GROUP
 Actions Reported Individually on SF279
 Fiscal Year 1994 Through Fourth Quarter

	Year to Date	
	Number of Actions	Dollars (000)
TOTAL FEDERAL SUPPLIES AND EQUIPMENT	144,350	62,853,157
10 Weapons	781	743,934
11 Nuclear Ordnance	36	-5,417
12 Fire Control Equipment	650	514,563
13 Ammunition and Explosives	1,486	1,350,520
14 Guided Missiles	1,316	4,568,766
15 Aircraft and Airframe Structural Components	2,604	13,219,723
16 Aircraft Components and Accessories	2,902	1,224,813
17 Aircraft Launching, Landing, and Ground Handling Equipment	354	87,519
18 Space Vehicles	311	1,308,621
19 Ships, Small Craft, Pontoons and Floating Docks	1,678	3,522,765
20 Ship and Marine Equipment	533	149,751
22 Railway Equipment	26	31,333
23 Ground Effect Vehicles, Motor Vehicles, Trailers, and Cycles	962	2,395,273
24 Tractors	122	34,214
25 Vehicular Equipment Components	1,097	358,036
26 Tires and Tubes	283	34,407
28 Engines, Turbines, and Components	2,737	3,445,048
29 Engine Accessories	1,050	175,629
30 Mechanical Power Transmission Equipment	539	61,291
31 Bearings	462	52,432
32 Woodworking Machinery and Equipment	12	1,563
34 Metalworking Machinery	374	62,744
35 Service and Trade Equipment	245	15,919
36 Special Industry Machinery	1,390	221,890
37 Agricultural Machinery and Equipment	144	7,187
38 Construction, Mining, Excavating, and Highway Maintenance Equipment	497	124,261
39 Materials Handling Equipment	867	233,433
40 Rope, Cable, Chain and Fittings	182	12,984
41 Refrigeration, Air Conditioning and Air Circulating Equipment	860	97,293
42 Fire Fighting, Rescue, and Safety Equipment	489	134,412
43 Pumps and Compressors	788	85,842
44 Furnace, Steam Plant, and Drying Equipment; and Nuclear Reactors	427	327,882
45 Plumbing, Heating, and Sanitation Equipment	191	18,995
46 Water Purification and Sewage Treatment Equipment	114	27,965
47 Pipe, Tubing, Hose and Fittings	708	60,438
48 Valves	895	79,989
49 Maintenance and Repair Shop Equipment	1,060	361,589
51 Hand Tools	966	59,816
52 Measuring Tools	88	9,152
53 Hardware and Abrasives	1,181	131,730

FEDERAL PROCUREMENT DATA SYSTEM
SUPPLIES AND EQUIPMENT - SUMMARY BY FSC GROUP-Continued
 Actions Reported in Summary on SF279
 Fiscal Year 1994 Through Fourth Quarter

	Year to Date	
	Number of Actions	Dollars (000)
54 Prefabricated Structures and Scaffolding	779	131,122
55 Lumber, Millwork, Plywood and Veneer	792	27,618
56 Construction and Building Materials	747	81,916
58 Communications, Detection, and Coherent Radiation Equipment	8,454	5,576,759
59 Electrical and Electronic Equipment Components	5,088	1,100,265
60 Fiber Optics Materials, Components, Assemblies, and Accessories	320	63,765
61 Electric Wire, and Power and Distribution Equipment	2,726	606,755
62 Lighting Fixtures and Lamps	429	34,733
63 Alarm, Signal, and Security Detection Systems	318	38,316
65 Medical, Dental, and Veterinary Equipment and Supplies	10,713	1,092,221
66 Instruments and Laboratory Equipment	5,366	943,613
67 Photographic Equipment	569	53,946
68 Chemicals and Chemical Products	1,616	284,800
69 Training Aids and Devices	640	650,284
70 General Purpose Automatic Data Processing Equipment	29,743	4,263,094
71 Furniture	7,789	441,066
72 Household and Commercial Furnishings and Appliances	1,415	53,740
73 Food Preparation and Serving Equipment	698	30,206
74 Office Machines, Text Processing Systems and Visible Record	552	35,968
75 Office Supplies and Devices	4,284	159,134
76 Books, Maps, and Other Publications	993	239,560
77 Musical Instruments, Phonographs and Home-type Radios	41	1,799
78 Recreational and Athletic Equipment	222	10,956
79 Cleaning Equipment and Supplies	730	38,306
80 Brushes, Paints, Sealers and Adhesives	790	23,865
81 Containers, packaging and Packing Supplies	2,546	174,014
83 Textiles, Leather, Furs, Apparel and Shoe Findings, Tents and Flags	737	188,876
84 Clothing, Individual Equipment, and Insignia	1,241	531,726
85 Toiletries	704	52,320
87 Agricultural Supplies	343	16,686
88 Live Animals	26	4,795
89 Subsistence	14,429	3,063,432
91 Fuels, Lubricants, Oils, and Waxes	1,809	4,741,198
93 Nonmetallic Fabricated Materials	767	113,126
94 Nonmetallic Crude Materials	217	466,997
95 Metal Bars, Sheets and Shapes	763	126,567
96 Ores, Minerals and Their Primary Products	239	223,570
99 Miscellaneous	3,293	1,823,951
E Purchase of Structures and Facilities	15	3,767

FEDERAL PROCUREMENT DATA SYSTEM
STANDARD INDUSTRIAL CLASSIFICATION (SIC) CODE SUMMARY - BY SIC GROUP

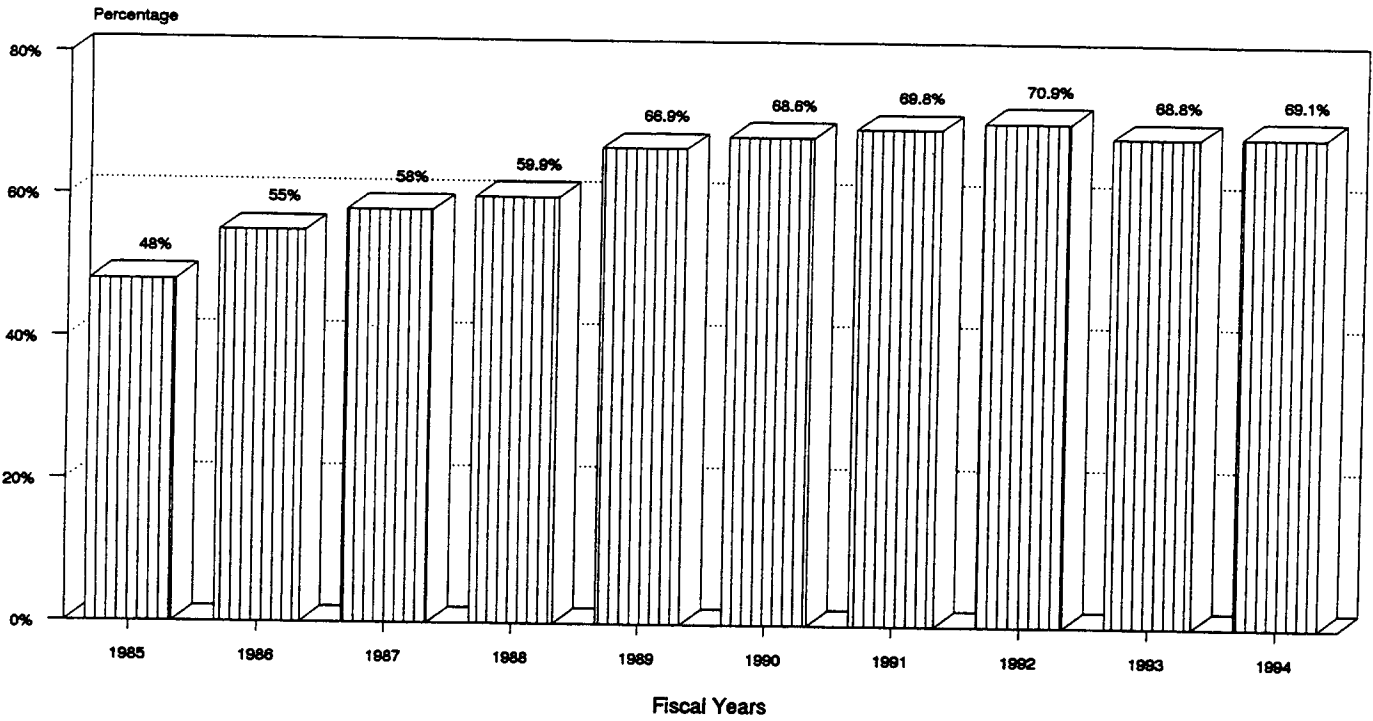
Actions Reported Individually on SF279
 Fiscal Year 1994 Through Fourth Quarter

	Year to Date	
	Number of Actions	Dollars (000)
TOTAL FEDERAL	430,092	174,687,951
Agriculture, forestry, and fishing		
01 Agriculture production - crops	17	8,076
02 Agriculture production livestock and animal specialties	104	7,573
07 Agricultural services	822	135,841
08 Forestry	2,122	101,483
09 Fishing, hunting, and trapping	54	4,304
TOTAL	3,219	257,057
Mining		
10 Metal mining	5	1,757
12 Coal mining	37	5,188
13 Oil and gas extraction	272	219,793
14 Mining and quarrying of nonmetallic minerals, except fuels	321	34,101
TOTAL	635	280,817
Construction		
15 Building construction-general contractors and operative builders	27,068	8,647,244
16 Heavy construction other than building construction contractors	14,800	4,824,123
17 Construction-special trade contractors	20,675	2,184,857
TOTAL	62,543	15,756,024
Manufacturing		
20 Food and kindred products	12,077	2,709,788
21 Tobacco products	21	3,892
22 Textile mill products	1,158	87,399
23 Apparel and other finished products made from fabrics	1,248	506,815
24 Lumber and wood products, except furniture	788	47,204
25 Furniture and fixtures	8,326	457,595
26 Paper and allied products	4,375	276,801
27 Printing, publishing, and allied industries	1,858	274,002
28 Chemicals and allied products	6,844	1,051,724
29 Petroleum refining and related industries	558	3,670,858
30 Rubber and miscellaneous plastics products	2,300	211,878
31 Leather and leather products	164	41,749
32 Stone, clay, glass, and concrete products	540	231,806
33 Primary metal industries	1,431	182,238
34 Fabricated metal products, except machinery and transportation	7,085	7,329,811
35 Industrial and commercial machinery and computer equipment	29,337	5,089,711
36 Electronic, other electrical equipment and components, not computer	18,384	7,812,480
37 Transportation equipment	27,786	45,894,122
38 Measuring, analyzing, and controlling instruments	13,658	4,989,123
39 Miscellaneous manufacturing industries	2,300	207,183
TOTAL	140,194	80,675,780
Transportation, communications, electric, gas, and sanitary service		
40 Railroad transportation	14	2,318
41 Local and suburban transit and interurban passenger transportation	810	82,857
42 Motor freight transportation and warehousing	1,586	341,700
43 United States Postal Service	8	647
44 Water transportation	1,939	1,461,022
45 Transportation by air	3,179	1,147,097
46 Pipelines, except natural gas	17	265
47 Transportation services	544	75,718
48 Communications	7,138	2,485,426
49 Electric, gas, and sanitary services	11,658	2,764,834
TOTAL	28,873	8,371,883

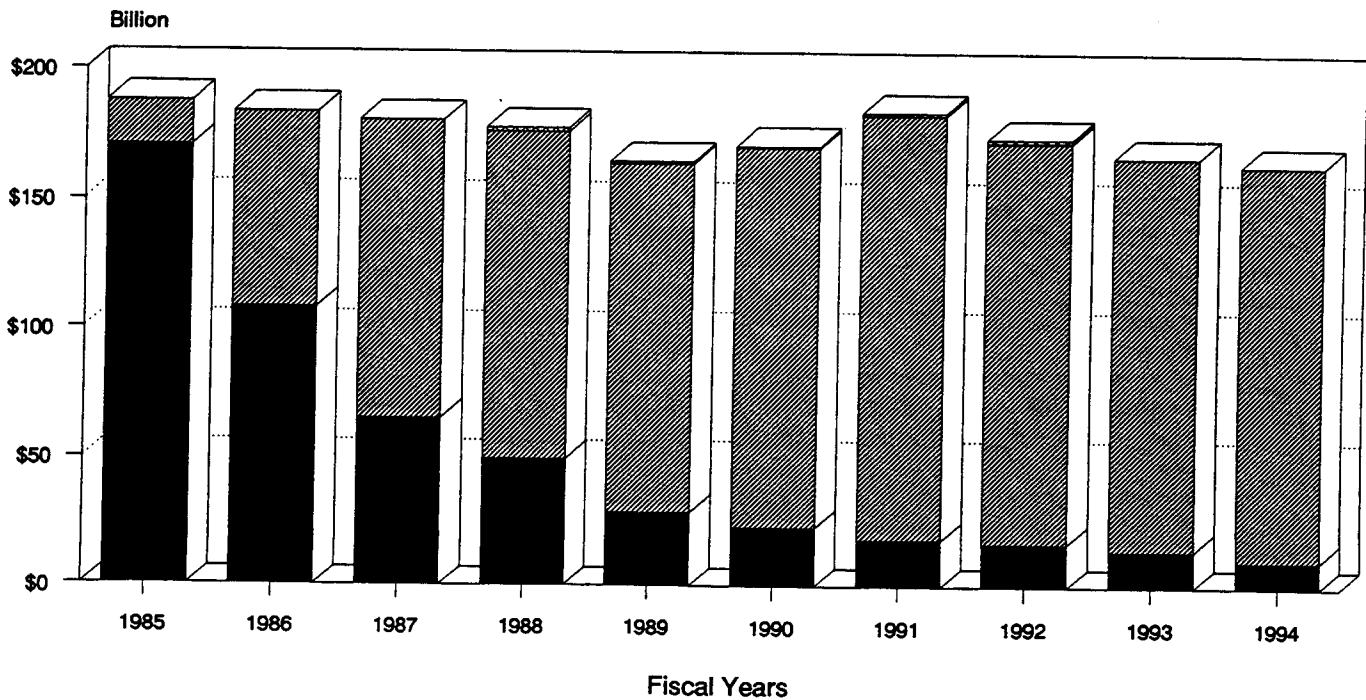
FEDERAL PROCUREMENT DATA SYSTEM
STANDARD INDUSTRIAL CLASSIFICATION (SIC) CODE SUMMARY - BY SIC GROUP - Continued
 Actions Reported in Summary on SF279
 Fiscal Year 1994 Through Fourth Quarter

	Year to Date	
	Number of Actions	Dollars (000)
Wholesale trade		
50 Wholesale trade-durable goods	10,471	1,263,623
51 Wholesale trade-nondurable goods	5,627	1,239,293
TOTAL	16,098	2,502,916
Retail trade		
52 Building materials, hardware, garden supply, and mobile home dealer	84	5,404
53 General merchandise stores	18	990
54 Food stores	80	4,399
55 Automotive dealers and gasoline service stations	68	9,339
56 Apparel and accessory stores	6	253
57 Home furniture, furnishings, and equipment stores	253	16,139
58 Eating and drinking places	1,023	308,205
59 Miscellaneous retail	264	61,291
TOTAL	1,798	406,020
Finance, insurance, and real estate		
60 Depository institutions	26	23,971
61 Nondepository credit institutions	9	63
62 Security and commodity brokers, dealers, exchanges, and services	39	10,227
63 Insurance carriers	224	383,712
64 Insurance agents, brokers, and service	207	180,390
65 Real estate	14,019	1,877,041
67 Holding and other real investment offices	19	788
TOTAL	14,543	2,276,192
Services		
70 Hotels, rooming houses, camps, and other lodging places	742	53,660
72 Personal services	836	75,334
73 Business services	40,809	9,551,190
75 Automotive repair, services, and parking	568	75,860
76 Miscellaneous repair services	3,348	773,630
78 Motion pictures	458	62,738
79 Amusement and recreation services	139	11,182
80 Health services	15,668	1,422,770
81 Legal services	234	42,558
82 Educational services	2,996	1,085,628
83 Social services	1,729	248,787
84 Museums, art galleries, and botanical and zoological gardens	12	1,511
86 Membership organizations	68	19,362
87 Engineering, accounting, research, management, and related services	82,413	43,556,814
88 Private holdings	2	150
89 Miscellaneous services	10,071	3,494,374
TOTAL	160,125	60,473,558
Public administration		
91 Executive, legislative, and general government, except finance	225	31,774
92 Justice, public order, and safety	212	28,729
93 Public finance, taxation, and monetary policy	20	817
94 Administration of human resource programs	96	14,930
95 Administration of environmental quality and housing programs	247	146,893
96 Administration of economic programs	140	508,301
97 National security and international affairs	195	196,757
TOTAL	1,135	929,201
Nonclassifiable establishments		
99 Nonclassifiable establishments	2,931	2,778,505

**FEDERAL PROCUREMENT DATA SYSTEM
 PERCENTAGE OF PROCUREMENT DOLLARS AWARDED COMPETITIVELY
 SF279 and SF 281 Data**



**FEDERAL PROCUREMENT DATA SYSTEM
 COMPARISON OF PRE- AND POST-CICA ACTIONS**



PRE-CICA
 CICA APPLICABLE
 SMALL PURCHASE
 NOT SUBJECT TO CICA

Government Purchase Card Statistics

Sales, Transactions and Cards

Fiscal Year 1994

Agency	Sales	Transactions	Cards
Administrative Office of the US Courts	\$204,170	830	64
Agency for International Development	\$229,165	517	14
Agriculture, Department of	\$33,778,969	134,630	5,995
Air Force, Department of the	\$50,340,677	96,719	5,714
Appalachian Regional Commission	\$57,162	151	4
Army, Department of the	\$191,243,776	310,552	14,126
Commerce, Department of	\$40,936,320	101,990	4,709
Commission on Immigration	\$21,708	97	3
Consumer Product Safety Commission	\$22,668	111	10
Corporation for National Service	\$65,089	241	15
Defense, Miscellaneous Department of	\$17,077,544	13,832	1,012
Education, Department of	\$1,661,714	4,433	158
Energy, Department of	\$18,288,927	26,452	1,255
Environmental Protection Agency	\$8,549,949	17,901	786
Equal Employment Opportunity Commission	\$99,650	425	44
Farm Credit Administration	\$362	4	3
FCS Insurance Corporation	\$1,056	2	1
Federal Communications Commission	\$1,148,228	3,366	156
Federal Emergency Management Agency	\$2,686,636	4,134	180
Federal Housing Finance Board	\$121,169	323	15
Federal Labor Relations Authority	\$73,731	192	3
Federal Mediation & Conciliation Service	\$54,629	206	8
Federal Trade Commission	\$433,259	1,008	50
General Services Administration	\$4,937,548	14,244	939
Government Printing Office	\$72,802	506	45
Health & Human Services, Department of	\$5,924,018	15,866	2,901
Housing & Urban Development, Dept. of	\$2,947,966	5,608	278
Interior, Department of the	\$25,207,289	91,924	4,879
International Trade Commission	\$87,491	248	6
James Madison Foundation	\$16,138	60	1
Justice, Department of	\$4,103,812	9,562	524
Labor, Department of	\$7,386,762	16,437	857
Library of Congress	\$68,071	294	18
Merit Systems Protection Board	\$64,477	272	28
Natl Aeronautics & Space Administration	\$10,343,003	13,126	830
Natl Archives & Records Administration	\$676,762	2,072	105
Natl Capitol Planning Commission	\$29,614	173	5
Natl Credit Union Administration	\$19,908	76	17
Natl Foundation for the Arts/Humanities	\$349,750	839	20
Natl Labor Relations Board	\$72,521	512	58
Natl Science Foundation	\$788,348	2,132	98
Natl Transportation Safety Board	\$75,809	61	3
Navy, Department of the	\$111,349,584	132,369	3,969
Nuclear Regulatory Commission	\$107,786	122	45
Office of the General Manager	\$18,067	52	4
Office of Personnel Management	\$1,166,246	2,105	211
Peace Corps	\$365,915	863	58
Pension Benefit Guaranty Corporation	\$75,116	122	2
Railroad Retirement Board	\$69,887	128	11
Resolution Trust Corporation	\$839,936	1,260	34
Securities & Exchange Commission	\$31,887	84	4
State, Department of	\$1,260,432	1,872	88
Transportation, Department of	\$84,037,503	207,920	12,108
Treasury, Department of the	\$24,055,972	130,835	5,058
U.S. Information Agency	\$762,297	1,561	46
U.S. Postal Service	\$153,491,171	298,280	14,987
U.S. Small Business Administration	\$112,567	390	51
U.S. Tax Court	\$35,803	80	1
Veterans Affairs, Department of	\$568,488	1,907	170
FY 1994 Totals	\$808,617,304	1,672,078	82,784 *

THIS CHART WAS PROVIDED BY THE ACQUISITION, OPERATIONS, & ELECTRONIC COMMERCE CENTER OF THE FEDERAL SUPPLY SERVICE, GSA

* These figures are not included in any other parts of the FPR.

FEDERAL PROCUREMENT DATA SYSTEM
TOP 100 FEDERAL CONTRACTORS
 Actions Reported Individually on SF279
 Fiscal Year 1994 Through Fourth Quarter

	CURRENT YEAR'S DOLLARS (000)	PERCENT OF DOLLARS	PRIOR YEAR'S DOLLARS (000)	PERCENT OF DOLLARS
TOTAL FEDERAL	174,687,951	100.00	181,921,900	100.00
TOP 100 SUBTOTAL	100,148,323	57.33	98,767,317	54.29
1 MCDONNELL DOUGLAS CORPORATION	9,829,387	5.63	7,509,619	4.13
2 LOCKHEED CORPORATION	7,810,434	4.47	7,968,821	4.38
3 MARTIN MARIETTA CORPORATION	5,569,067	3.19	6,262,385	3.44
4 NORTHROP GRUMMAN CORPORATION	5,319,637	3.04	4,942,958	2.72
5 WESTINGHOUSE ELECTRIC CORP	4,713,008	2.70	4,920,403	2.70
6 GENERAL MOTORS CORPORATION	3,431,228	1.96	4,360,013	2.40
7 RAYTHEON COMPANY	3,323,950	1.90	3,645,041	2.00
8 GENERAL ELECTRIC COMPANY	2,995,560	1.71	3,057,017	1.68
9 UNITED TECHNOLOGIES CORP	2,959,838	1.69	3,292,162	1.81
10 GENERAL DYNAMICS CORPORATION	2,705,571	1.55	1,881,204	1.03
11 ROCKWELL INTERNATIONAL CORP	2,586,780	1.48	3,137,032	1.72
12 BOEING COMPANY THE	2,473,570	1.42	1,951,160	1.07
13 UNIVERSITY OF CALIFORNIA	2,316,214	1.33	2,559,895	1.41
14 EG&G INC	1,821,399	1.04	2,200,929	1.21
15 LORAL CORPORATION	1,602,252	.92	1,768,255	.97
16 LITTON INDUSTRIES INC	1,581,074	.90	1,555,687	.85
17 TRW INC	1,292,803	.74	1,585,389	.87
18 TEXTRON INC	1,248,968	.71	1,517,256	.83
19 AMERICAN TELEPHONE & TELG CO	1,179,692	.67	1,432,068	.79
20 ALLIEDSIGNAL INC	1,104,887	.63	1,088,534	.60
21 CALIFORNIA INSTITUTE OF TECH	1,094,210	.63	1,031,714	.57
22 SCIENCE APPLICATIONS INTL CORP	1,093,080	.63	976,247	.54
23 COMPUTER SCIENCES CORPORATION	1,090,195	.62	875,118	.48
24 INTERNATIONAL BUS MCHS CORP	1,073,401	.61	1,119,192	.61
25 UNISYS CORPORATION	953,035	.55	1,023,912	.56
26 AVONDALE INDUSTRIES INC	902,100	.52	588,964	.32
27 E-SYSTEMS INC	870,503	.50	967,036	.53
28 FULCRUM II LIMITED PARTNERSHIP	797,629	.46	998,658	.55
29 GTE CORPORATION	753,143	.43	709,658	.39
30 BLACK & DECKER CORPORATION	752,408	.43	526,753	.29
31 DYNACORP INC	681,350	.39	639,601	.35
32 TEXAS INSTRUMENTS INCORPORATED	677,280	.39	978,045	.54
33 BATTTELLE MEMORIAL INSTITUTE	653,206	.37	396,109	.22
34 ITT CORPORATION	647,443	.37	600,494	.33
35 UNIVERSITY OF CHICAGO THE	601,286	.34	563,382	.31
36 FMC CORPORATION	598,764	.34	507,163	.28
37 CARLYLE HOLDING CORPORATION	589,550	.34	405,916	.22
38 BECHTEL GROUP INC	575,048	.33	333,958	.18
39 HARRIS CORPORATION	567,439	.32	661,751	.36
40 UNIVERSITIES RESEARCH ASSN	559,498	.32	781,378	.43
41 MITRE CORPORATION	541,453	.31	560,066	.31
42 EXXON CORPORATION	533,052	.30	421,890	.23
43 THIOKOL CORPORATION	522,373	.30	276,359	.15
44 TENNECO INC	499,413	.29	892,009	.49
45 TRACOR INC	479,350	.27	506,101	.28
46 OLIN CORPORATION	468,009	.27	409,819	.22
47 JOHNS HOPKINS UNIVERSITY	466,354	.27	267,983	.15
48 FOUNDATION HEALTH CORPORATION	441,750	.25	818,649	.45
49 FLUOR CORPORATION	439,681	.25	501,746	.28
50 CLARK ENTERPRISES INC	435,599	.25	335,248	.18

FEDERAL PROCUREMENT DATA SYSTEM
TOP 100 FEDERAL CONTRACTORS-Continued
 Actions Reported Individually on SF279
 Fiscal Year 1994 Through Fourth Quarter

	CURRENT YEAR'S DOLLARS (000)	PERCENT OF DOLLARS	PRIOR YEAR'S DOLLARS (000)	PERCENT OF DOLLARS
51 STONE & WEBSTER INCORPORATED	428,386	.24	64,223	.03
52 OSHKOSH TRUCK CORPORATION	408,935	.23	362,226	.20
53 ASSOCIATED UNIVERSITIES INC	401,544	.23	422,832	.23
54 CAE INDUSTRIES LTD	385,141	.22	188,905	.10
55 MCDERMOTT INTERNATIONAL INC	384,381	.22	407,650	.22
56 JOHNSON CONTROLS INC	381,735	.22	344,938	.19
57 MASSACHUSETTS INST OF TECH	368,351	.21	433,275	.24
58 GENCORP INC	360,598	.21	269,011	.15
59 TELEDYNE INC	353,742	.20	523,623	.29
60 DELTA DENTAL PLAN OF CAL	344,455	.20	290,282	.16
61 MOTOROLA INC	334,510	.19	334,291	.18
62 FEDERAL EXPRESS CORPORATION	327,589	.19	186,724	.10
63 BOEING SKRSKY COMANCHE TEAM JV	327,548	.19	303,141	.17
64 CHRYSLER CORPORATION	314,368	.18	369,056	.20
65 LTV CORPORATION	299,188	.17	493,681	.27
66 HALLIBURTON COMPANY	299,184	.17	315,079	.17
67 RENCO GROUP	290,421	.17	398,048	.22
68 MASON COMPANY	282,341	.16	281,984	.15
69 CONTINENTAL GRAIN COMPANY	275,118	.16	267,947	.15
70 ENSERCH CORPORATION	269,482	.15	154,027	.08
71 ROYAL DUTCH/SHELL GROUP	265,872	.15	316,267	.17
72 XEROX CORPORATION	265,236	.15	130,697	.07
73 HUNT BUILDING CORPORATION	264,977	.15	53,093	.03
74 BOOZ ALLEN & HAMILTON INC	262,025	.15	265,190	.15
75 OHIO VALLEY ELECTRIC CORP	258,253	.15	182,551	.10
76 LOGICON INC	256,277	.15	217,140	.12
77 SVERDRUP CORPORATION	253,682	.14	261,601	.14
78 CHEVRON CORPORATION	250,925	.14	321,028	.18
79 T I/MARTIN JAVELIN JV	248,146	.14	21,887	.01
80 BULL (COMPAGNIE DES MACHINES)	246,219	.14	208,421	.11
81 WMX TECHNOLOGIES INC	245,010	.14	226,975	.12
82 STANFORD LELAND JUNIOR UNIV	242,483	.14	221,335	.12
83 HONEYWELL INC	241,737	.14	228,239	.12
84 ATLANTIC RICHFIELD COMPANY	240,379	.14	162,144	.09
85 VARIAN ASSOCIATES INC	239,119	.14	59,833	.03
86 COASTAL CORPORATION	239,041	.14	344,540	.19
87 SPRINT CORPORATION	237,175	.14	246,007	.13
88 B P T PROPERTIES LP	235,446	.13	103,019	.06
89 ELECTRIC ENERGY INC	230,323	.13	229,598	.13
90 CDA HOLDING INC	227,157	.13	208,800	.11
91 MIDWEST RESEARCH INSTITUTE	227,081	.13	187,189	.10
92 MORRISON KNUDSEN CORPORATION	224,662	.13	310,684	.17
93 UNC INCORPORATED	222,867	.13	291,735	.16
94 HENSEL PHELPS CONSRUCTION CO	221,007	.13	48,915	.03
95 GILES ALEXANDER	220,154	.13	130,655	.07
96 SALOMON INC	215,007	.12	4,750	.00
97 THOMSON S A	208,022	.12	211,897	.12
98 MESC HOLDINGS INC	201,347	.11	188,077	.10
99 ALLIANT TECHSYSTEMS INC	201,289	.11	452,847	.25
100 DRAPER CHARLES STARK LAB INC	196,842	.11	210,627	.12

FEDERAL PROCUREMENT DATA SYSTEM
TOP 10 FEDERAL CONTRACTORS BY PRODUCT/SERVICE CATEGORY
 Actions Reported Individually on SF279
 Fiscal Year 1994 Through Fourth Quarter

	Number of Actions	Dollars (000)
I. Research and Development		
Dept. of Defense		
LOCKHEED CORPORATION	467	2,645,675
MARTIN MARIETTA CORPORATION	503	1,808,008
MCDONNELL DOUGLAS CORPORATION	306	1,735,681
NORTHROP GRUMMAN CORPORATION	210	926,767
TEXTRON INC	100	709,875
RAYTHEON COMPANY	216	533,719
GENERAL ELECTRIC COMPANY	258	525,961
TRW INC	321	472,635
JOHNS HOPKINS UNIVERSITY	27	441,636
FOUNDATION HEALTH CORPORATION	32	440,596
Civilian Agencies		
BOEING COMPANY THE	115	965,897
ROCKWELL INTERNATIONAL CORP	109	410,304
UNIVERSITIES RESEARCH ASSN	41	323,726
UNIVERSITY OF CALIFORNIA	123	311,157
MCDONNELL DOUGLAS CORPORATION	154	305,377
MIDWEST RESEARCH INSTITUTE	19	215,369
THOMSON S A	32	169,796
GENERAL MOTORS CORPORATION	90	161,844
COMPUTER SCIENCES CORPORATION	31	144,392
GENERAL ELECTRIC COMPANY	90	138,792
II. Construction		
Dept. of Defense		
HUNT BUILDING CORPORATION	34	248,461
CLARK ENTERPRISES INC	87	185,308
HENSEL PHELPS CONSTRUCTION CO	43	169,494
MORTENSON M A COMPANIES	105	150,434
PHILIPP HOLZMANN AG	70	101,754
PIZZAGGALI CONSTRUCTION	67	95,450
OHM CORPORATION	124	94,410
HARKINS BUILDERS INC	14	93,599
CENTEX CORPORATION	32	93,191
SKH HOLDINGS INC	9	76,777
Civilian Agencies		
CLARK ENTERPRISES INC	62	250,116
B P T PROPERTIES L P	79	235,446
GREEN HOLDINGS INC	58	185,907
UNITED TECHNOLOGIES CORP	23	152,697
CENTEX CORPORATION	151	102,982
BLAKE CONSTRUCTION CO INC	22	84,428
PHILIPP HOLZMANN AG	103	71,472
CADDELL CONSTRUCTION CO INC	6	70,686
J C M CONTROL SYSTEMS SERVICE	5	68,973
DICK ENTERPRISES INC	5	56,448

FEDERAL PROCUREMENT DATA SYSTEM
TOP 10 FEDERAL CONTRACTORS BY PRODUCT/SERVICE CATEGORY
 - Continued
 Actions Reported Individually on SF279
 Fiscal Year 1994 Through Fourth Quarter

	Number of Actions	Dollars (000)
III. Supplies and Equipment		
Dept. of Defense		
MCDONNELL DOUGLAS CORPORATION	737	7,106,031
NORTHROP GRUMMAN CORPORATION	423	3,725,123
LOCKHEED CORPORATION	933	2,582,796
UNITED TECHNOLOGIES CORP	1,099	2,163,171
GENERAL DYNAMICS CORPORATION	417	2,070,865
GENERAL MOTORS CORPORATION	935	1,617,486
GENERAL ELECTRIC COMPANY	972	1,493,347
LITTON INDUSTRIES INC	713	1,427,116
RAYTHEON COMPANY	593	1,275,241
AVONDALE INDUSTRIES INC	74	892,601
Civilian Agencies		
ROCKWELL INTERNATIONAL CORP	60	545,703
THIOKOL CORPORATION	16	427,712
CONTINENTAL GRAIN COMPANY	94	275,118
MARTIN MARIETTA CORPORATION	17	230,635
VARIAN ASSOCIATES INC	29	192,003
GENERAL MOTORS CORPORATION	16	181,896
TRW INC	10	180,920
HARRIS CORPORATION	129	176,648
RAYTHEON COMPANY	112	170,196
LOCKHEED CORPORATION	17	163,684
IV. ADP Services/Equipment		
Dept. of Defense		
GENERAL MOTORS CORPORATION	1,535	390,639
COMPUTER SCIENCES CORPORATION	700	349,883
UNISYS CORPORATION	1,193	329,740
SCIENCE APPLICATIONS INTL CORP	396	232,248
BULL (COMPAGNIE DES MACHINES)	2,122	220,472
GTE CORPORATION	497	211,996
BOEING COMPANY THE	80	208,745
AMERICAN TELEPHONE & TELG CO	1,419	203,837
BLACK & DECKER CORPORATION	1,129	172,917
GOVERNMENT TECHNOLOGY SERVICES	1,841	137,105
Civilian Agencies		
INTERNATIONAL BUS MCHS CORP	606	501,494
COMPUTER SCIENCES CORPORATION	580	317,318
UNISYS CORPORATION	612	248,769
BLACK & DECKER CORPORATION	92	209,640
COMPUTER DATA SYSTEMS INC	920	168,394
AMERICAN TELEPHONE & TELG CO	1,415	156,898
MARTIN MARIETTA CORPORATION	54	147,929
NORTHROP GRUMMAN CORPORATION	47	111,311
LORAL CORPORATION	36	98,085
FEDERAL DATA CORPORATION	131	75,593

FEDERAL PROCUREMENT DATA SYSTEM
TOP 10 FEDERAL CONTRACTORS BY PRODUCT/SERVICE CATEGORY
 - Continued
 Actions Reported Individually on SF279
 Fiscal Year 1994 Through Fourth Quarter

	Number of Actions	Dollars (000)
V. Architect/Engineering		
Dept. of Defense		
TENNECO INC	55	136,445
GENERAL DYNAMICS CORPORATION	38	116,693
EG&G INC	12	81,444
BLACK & DECKER CORPORATION	128	74,931
BECHTEL GROUP INC	95	73,345
PARSONS CORPORATION	159	72,458
JACOBS ENGINEERING GROUP INC	105	72,252
CDA HOLDING INC	4	69,533
INTERNATIONAL TECHNOLOGY CORP	92	59,980
ENSERCH CORPORATION	115	54,799
Civilian Agencies		
PARSONS CORPORATION	40	74,667
FLUOR CORPORATION	53	56,578
PILELSKY HERBERT R ADVERTISING	156	41,085
NATIONAL MILITARY SALES INC	92	38,555
DEWBERRY & DAVIS	191	31,264
ENSERCH CORPORATION	102	29,654
SVERDRUP CORPORATION	136	25,119
CRSS INC	92	23,252
JACOBS ENGINEERING GROUP INC	67	19,624
BOUYGUES S A	36	19,441
VI. Other Services		
Dept. of Defense		
LOCKHEED CORPORATION	866	1,248,671
RAYTHEON COMPANY	527	952,854
GENERAL ELECTRIC COMPANY	419	653,204
GENERAL MOTORS CORPORATION	491	594,345
E-SYSTEMS INC	261	584,131
BOEING COMPANY THE	643	550,040
DYNCORP	563	472,726
MARTIN MARIETTA CORPORATION	388	441,623
MCDONNELL DOUGLAS CORPORATION	270	406,959
LORAL CORPORATION	383	402,260
Civilian Agencies		
WESTINGHOUSE ELECTRIC CORP	130	3,173,834
UNIVERSITY OF CALIFORNIA	76	1,984,669
MARTIN MARIETTA CORPORATION	102	1,956,649
EG&G INC	103	1,619,915
CALIFORNIA INSTITUTE OF TECH	13	1,536,951
LOCKHEED CORPORATION	109	1,022,680
ALLIEDSIGNAL INC	93	612,347
UNIVERSITY OF CHICAGO THE	16	600,426
ROCKWELL INTERNATIONAL CORP	87	513,837
BATTELLE MEMORIAL INSTITUTE	60	477,359

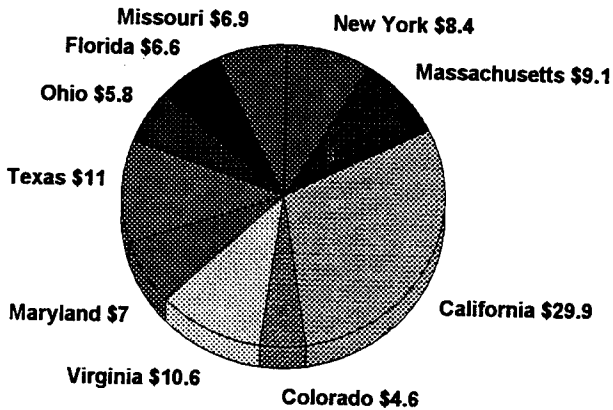
SECTION II
GEOGRAPHIC VIEW

FEDERAL PROCUREMENT DATA SYSTEM
FEDERAL PROCUREMENT BY STATE SUMMARY
 Actions Reported Individually on SF279
 Fiscal Year 1994 Through Fourth Quarter

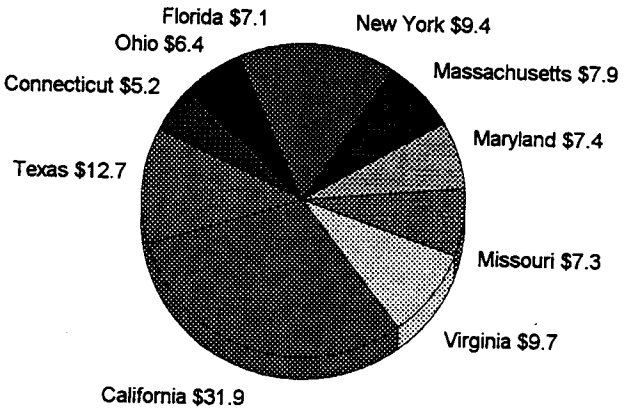
	DOLLARS (000)	PERCENT OF DOLLARS	DOLLAR RANK	RANK LAST FISCAL YEAR	RANK PER CAPITA
TOTAL FEDERAL	169,998,903	100.00			
Alabama	3,257,672	1.91	18	18	14
Alaska	983,132	.57	34	34	4
Arizona	2,566,181	1.50	23	20	22
Arkansas	527,373	.31	38	41	45
California	29,430,792	17.31	1	1	9
Colorado	4,320,775	2.54	11	12	7
Connecticut	2,617,301	1.53	22	19	16
Delaware	124,654	.07	49	49	49
District Of Columbia	4,040,791	2.37	16	14	1
Florida	7,845,853	4.61	5	4	25
Georgia	4,563,822	2.69	9	10	21
Hawaii	874,352	.51	36	37	18
Idaho	800,112	.47	38	45	17
Illinois	2,729,804	1.60	20	21	41
Indiana	1,523,303	.89	26	24	38
Iowa	520,674	.30	40	38	48
Kansas	830,302	.48	37	36	32
Kentucky	1,230,043	.72	29	29	33
Louisiana	2,926,979	1.72	19	23	23
Maine	978,290	.57	35	32	15
Maryland	8,042,913	4.73	4	5	5
Massachusetts	6,339,926	3.72	7	6	8
Michigan	2,157,377	1.28	25	25	43
Minnesota	1,622,426	.95	27	27	30
Mississippi	2,237,912	1.31	24	26	11
Missouri	7,237,883	4.25	6	8	6
Montana	177,416	.10	47	48	46
Nebraska	499,103	.29	41	39	35
Nevada	1,003,795	.59	33	33	13
New Hampshire	442,275	.26	43	43	29
New Jersey	4,056,600	2.38	15	16	26
New Mexico	3,551,668	2.08	17	13	2
New York	5,422,887	3.18	8	7	36
North Carolina	1,697,368	.99	26	28	39
North Dakota	186,187	.10	46	46	37
Ohio	4,414,678	2.59	10	9	28
Oklahoma	1,046,868	.61	32	35	34
Oregon	400,802	.23	44	40	51
Pennsylvania	4,063,124	2.39	14	11	31
Rhode Island	454,654	.26	42	42	27
South Carolina	2,640,102	1.55	21	22	19
South Dakota	172,369	.10	48	47	40
Tennessee	4,313,786	2.53	12	15	10
Texas	12,305,234	7.23	2	2	20
Utah	1,139,011	.67	30	30	24
Vermont	84,838	.04	51	51	50
Virginia	11,470,996	6.74	3	3	3
Washington	4,147,965	2.43	13	17	12
West Virginia	390,146	.22	45	44	47
Wisconsin	1,130,545	.66	31	31	44
Wyoming	107,230	.06	50	50	42
U.S. Outlying Areas	2,162,235	1.27			

FEDERAL PROCUREMENT DATA SYSTEM
TOP 10 STATES BY PROCUREMENT FOR LAST 5 YEARS (BILLIONS)
Actions Reported Individually on SF-279

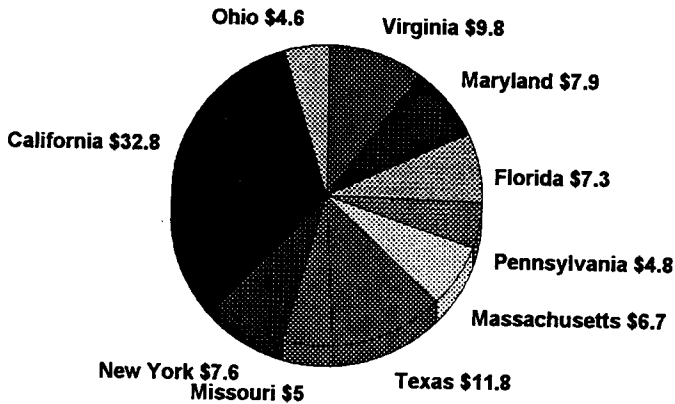
FISCAL YEAR 1990



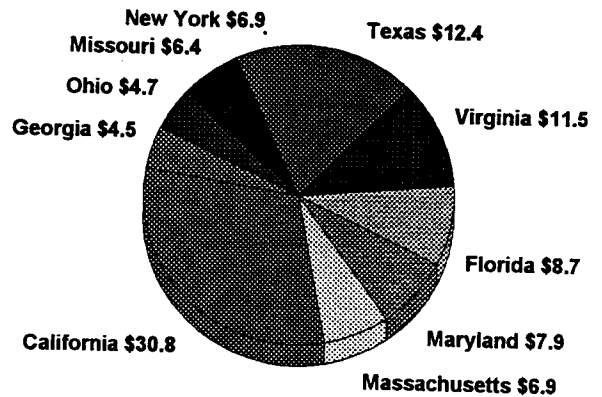
FISCAL YEAR 1991



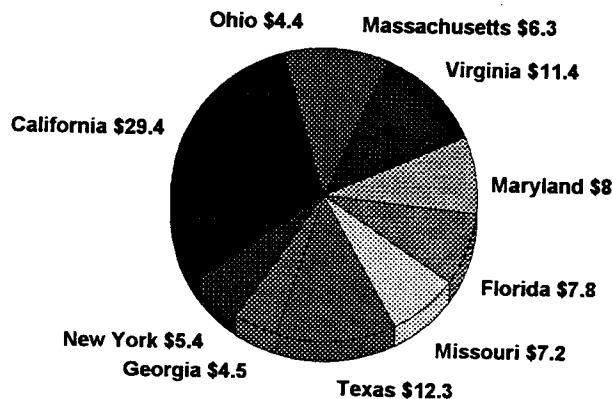
FISCAL YEAR 1992



FISCAL YEAR 1993



FISCAL YEAR 1994



FEDERAL PROCUREMENT DATA SYSTEM
FEDERAL PROCUREMENT DOLLARS FOR ALABAMA
 Fiscal Year 1994 to Date

Population 4,040,587
 Per Capita Procurement \$806

Total Procurement By Place of Performance \$3,257,672,000
 Rank Per Capita 14 Last Year 14

TOP FIVE COUNTIES					
NAME OF COUNTY	CIVILIAN AGENCIES		DEPARTMENT OF DEFENSE		TOTAL (000)
	SMALL DIS- ADVANTAGED (000)	OTHER (000)	SMALL DIS- ADVANTAGED (000)	OTHER (000)	
1. MADISON	37,374	1,311,176	139,366	751,608	2,239,524
2. COFFEE	0	4,813	13,233	178,536	196,582
3. JEFFERSON	2,169	62,639	1,873	127,049	193,730
4. MOBILE	2,757	30,768	3,472	111,775	148,772
5. MONTGOMERY	493	12,224	18,297	96,417	127,431
TOP FIVE AGENCIES WITH PLACE OF PERFORMANCE IN THIS STATE (000)					
1. DEPARTMENT OF DEFENSE					1,665,341
2. NATIONAL AERONAUTICS AND SPACE ADMINISTRATION					822,124
3. TENNESSEE VALLEY AUTHORITY					568,539
4. GENERAL SERVICES ADMINISTRATION					45,962
5. DEPARTMENT OF VETERANS AFFAIRS					30,838
TOP FIVE CONTRACTING OFFICES LOCATED IN THIS STATE (000)					
1 ARMY, MISSILE COMMAND, REDSTONE ARSENAL					2,625,050
2 NASA, MARSHALL SPACE FLIGHT CENTER					2,349,569
3 ARMY, STRATEGIC DEF CMD, HUNTSVILLE					1,361,944
4 ARMY, ENGINEER DIVISION HUNTSVILLE					273,520
5 ARMY, ENGINEER DISTRICT MOBILE					232,203
TYPE OF PRODUCT OR SERVICE	SMALL BUSINESS (000)	LARGE BUSINESS (000)	STATE & LOCAL GOV'T (000)	NON- PROFIT & OTHER (000)	TOTAL (000)
R & D	315,931	283,844	15,625	31,732	647,132
Construction	97,251	252,480	0	1,191	350,922
Supplies & Equipment	245,069	529,091	0	26,432	800,592
Services	202,530	1,237,679	2,711	16,106	1,459,026
TOTAL	860,781	2,303,094	18,336	75,461	3,257,672
TOP CONTRACTORS PERFORMING IN THIS STATE					
CIVILIAN AGENCIES CONTRACTORS	DOLLARS (000)	DEPARTMENT OF DEFENSE CONTRACTORS		DOLLARS (000)	
1. STONE & WEBSTER INCORPORATED	354,749	1. NICHOLS RESEARCH CORPORATION		101,090	
2. BOEING COMPANY THE	246,160	2. PRECISION STANDARD INC		88,880	
3. UNITED TECHNOLOGIES CORP	152,366	3. DYNACORP		85,075	
4. MC DERMOTT INTERNATIONAL INC	152,089	4. BOEING COMPANY THE		79,537	
5. LOCKHEED CORPORATION	71,264	5. INTERGRAPH CORPORATION		71,054	
6. TELEDYNE INC	61,504	6. TELEDYNE INC		71,026	
7. COMPUTER SCIENCES CORPORATION	59,768	7. LOUISIANA LAND EXPLORATION THE		61,551	
8. MCDONNELL DOUGLAS CORPORATION	54,451	8. CAS INC		38,128	
9. B A M S I INC	37,908	9. GENERAL MOTORS CORPORATION		37,727	
10. ALADAN CORPORATION	27,476	10. LOGICON INC		37,123	

FEDERAL PROCUREMENT DATA SYSTEM
FEDERAL PROCUREMENT DOLLARS FOR ALASKA
 Fiscal Year 1994 to Date

Population 550,043 Total Procurement By Place of Performance \$983,132,000
 Per Capita Procurement \$1,787 Rank Per Capita 4 Last Year 4

TOP FIVE COUNTIES					
NAME OF COUNTY	CIVILIAN AGENCIES		DEPARTMENT OF DEFENSE		TOTAL (000)
	SMALL DIS- ADVANTAGED (000)	OTHER (000)	SMALL DIS- ADVANTAGED (000)	OTHER (000)	
1. ANCHORAGE	8,052	106,157	21,039	310,337	445,585
2. FAIRBANKS NORTH	553	46,986	20,194	86,555	154,288
3. BETHEL	81	41,438	1,179	2,502	45,200
4. KODIAK ISLAND	28,514	13,207	0	2,216	43,937
5. YUKON-KOYUKUK	53	289	11,262	31,963	43,567

TOP FIVE AGENCIES WITH PLACE OF PERFORMANCE IN THIS STATE (000)	
1. DEPARTMENT OF DEFENSE	626,502
2. DEPARTMENT OF HEALTH AND HUMAN SERVICES	168,987
3. DEPARTMENT OF TRANSPORTATION	72,641
4. DEPARTMENT OF THE INTERIOR	35,822
5. GENERAL SERVICES ADMINISTRATION	21,626

TOP FIVE CONTRACTING OFFICES LOCATED IN THIS STATE (000)	
1 ARMY, ENGINEER DISTRICT ALASKA, ANCHORAGE	204,974
2 HHS, PUBLIC HEALTH SERVICE, ANCHORAGE	106,300
3 USAF, 3 CONS/LGC, ELMENDORF AFB	105,308
4 USAF, 343 CONS/LGC, EIELSON AFB	28,311
5 ARMY, HQ 6TH INFANTRY DIV, FORT RICHARDSON	27,543

TYPE OF PRODUCT OR SERVICE	SMALL BUSINESS (000)	LARGE BUSINESS (000)	STATE & LOCAL GOV'T (000)	NON- PROFIT & OTHER (000)	TOTAL (000)
R & D	500	6,747	4,507	1,459	13,213
Construction	117,108	260,353	8,371	0	385,832
Supplies & Equipment	21,016	65,454	1,621	1,213	89,304
Services	124,742	242,932	62,563	64,546	494,783
TOTAL	263,366	575,486	77,062	67,218	983,132

TOP CONTRACTORS PERFORMING IN THIS STATE			
CIVILIAN AGENCIES CONTRACTORS	DOLLARS (000)	DEPARTMENT OF DEFENSE CONTRACTORS	DOLLARS (000)
1. ELLIS-DON CONSTRUCTION LTD	54,184	1. MORTENSON M A COMPANIES	46,588
2. YUKON-KUSKOKWIM HEALTH CORP	27,432	2. PACIFICORP	45,540
3. PIQUNIQ MANAGEMENT CORPORATION	21,759	3. HARRIS CORPORATION	36,127
4. TANANA CHIEFS CONFERENCE INC	17,361	4. GENERAL ELECTRIC COMPANY	29,050
5. SOUTHEAST ALASKA REG HEALTH	16,903	5. INTERNATIONAL TECHNOLOGY CORP	26,915
6. KUSKOKWIM NATIVE ASSOC INC	12,807	6. OSBORNE CONSTRUCTION COMPANY	25,274
7. MANIILAQ ASSOCIATION	12,383	7. ENSERCH CORPORATION	24,538
8. UNIVERSITY OF ALASKA	9,918	8. MAPCO INC	22,772
9. UKPEAGVIK INUPIAT CORPORATION	8,240	9. FELEC SERVICES INC	21,681
10. MANAGEMENT AND TRAINING CORP	7,782	10. IMPACT TECHNOLOGIES CORP	20,153

FEDERAL PROCUREMENT DATA SYSTEM
FEDERAL PROCUREMENT DOLLARS FOR ARIZONA
 Fiscal Year 1994 to Date

Population 3,666,228
 Per Capita Procurement \$700

Total Procurement By Place of Performance \$2,566,181,000
 Rank Per Capita 22 Last Year 12

TOP FIVE COUNTIES					
NAME OF COUNTY	CIVILIAN AGENCIES		DEPARTMENT OF DEFENSE		TOTAL (000)
	SMALL DIS- ADVANTAGED (000)	OTHER (000)	SMALL DIS- ADVANTAGED (000)	OTHER (000)	
1. MARICOPA	30,555	309,529	27,529	772,852	1,140,465
2. PIMA	1,850	71,539	20,631	945,781	1,039,801
3. COCHISE	4,650	4,065	26,994	113,334	149,043
4. GILA	5,528	104,512	0	0	110,040
5. LA PAZ	0	258	15,078	27,719	43,055
TOP FIVE AGENCIES WITH PLACE OF PERFORMANCE IN THIS STATE (000)					
1. DEPARTMENT OF DEFENSE					1,969,216
2. DEPARTMENT OF THE INTERIOR					379,691
3. NATIONAL AERONAUTICS AND SPACE ADMINISTRATION					54,892
4. GENERAL SERVICES ADMINISTRATION					34,286
5. DEPARTMENT OF AGRICULTURE					21,951
TOP FIVE CONTRACTING OFFICES LOCATED IN THIS STATE (000)					
1 INTERIOR, BUR OF RECLAMATION, PHOENIX					339,550
2 ARMY, INFO SYSTEMS CMD, FORT HUACHUCA					167,394
3 ARMY, INFO SYSTEMS ENGR CMD, FORT HUACHUCA					70,773
4 ARMY, YUMA PROVING GROUND, YUMA					43,136
5 USAF, 56 CONS/CC, LUKE AFB					35,318
TYPE OF PRODUCT OR SERVICE	SMALL BUSINESS (000)	LARGE BUSINESS (000)	STATE & LOCAL GOV'T (000)	NON- PROFIT & OTHER (000)	TOTAL (000)
R & D	31,171	226,606	39,832	13,112	310,721
Construction	175,785	310,676	12	0	486,473
Supplies & Equipment	52,078	1,091,798	0	197,350	1,341,226
Services	95,154	295,837	17,984	18,786	427,761
TOTAL	354,188	1,924,917	57,828	229,248	2,566,181
TOP CONTRACTORS PERFORMING IN THIS STATE					
CIVILIAN AGENCIES CONTRACTORS	DOLLARS (000)	DEPARTMENT OF DEFENSE CONTRACTORS		DOLLARS (000)	
1. GREEN HOLDINGS INC	140,220	1. GENERAL MOTOR CORPORATION		846,376	
2. PHILIPP HOZMANN AG	65,835	2. MCDONNELL DOUGLAS CORPORATION		275,795	
3. UNIVERSITY OF ARIZONA	39,011	3. MOTOROLA INC		185,945	
4. ALLIEDSIGNAL INC	21,178	4. ALLIEDSIGNAL INC		102,941	
5. ALCATEL ALSTHOM COMPAGNIE	18,336	5. HELVAN TRADING CO INC		48,387	
6. EBY CORPORATION	17,232	6. LITTON INDUSTRIES INC		35,558	
7. RODRIGUEZ GENERAL CONTRS CO	15,706	7. TALLEY INDUSTRIES INC		24,098	
8. INTERSTATE ELECTRICAL CONTRS	14,215	8. LORAL CORPORATION		23,711	
9. STIMPEL-WIEBELHAUS INC	13,118	9. SPACE DATA CORPORATION		20,257	
10. ATKINSON GUY F COMPANY OF CAL	12,899	10. SCIENCE APPLICATIONS INTL CORP		16,945	

FEDERAL PROCUREMENT DATA SYSTEM
FEDERAL PROCUREMENT DOLLARS FOR ARKANSAS
 Fiscal Year 1994 to Date

Population 2,350,725
 Per Capita Procurement \$224

Total Procurement By Place of Performance \$527,373,000
 Rank Per Capita 45 Last Year 48

TOP FIVE COUNTIES					
NAME OF COUNTY	CIVILIAN AGENCIES		DEPARTMENT OF DEFENSE		TOTAL (000)
	SMALL DIS-ADVANTAGED (000)	OTHER (000)	SMALL DIS-ADVANTAGED (000)	OTHER (000)	
1. PULASKI	245	37,302	10,322	99,439	147,308
2. CALHOUN	0	24	0	63,190	63,214
3. SAINT FRANCIS	2,607	51,222	0	111	53,940
4. OUACHITA	0	24	0	45,538	45,562
5. JEFFERSON	376	2,070	11,769	23,393	37,608
TOP FIVE AGENCIES WITH PLACE OF PERFORMANCE IN THIS STATE (000)					
1. DEPARTMENT OF DEFENSE					373,953
2. DEPARTMENT OF JUSTICE					54,628
3. DEPARTMENT OF AGRICULTURE					27,099
4. GENERAL SERVICES ADMINISTRATION					26,922
5. ENVIRONMENTAL PROTECTION AGENCY					19,812
TOP FIVE CONTRACTING OFFICES LOCATED IN THIS STATE (000)					
1 ARMY, ENGINEER DISTRICT LITTLE ROCK (CIVIL)					49,884
2 USAF, 314 CONS, LITTLE ROCK AFB					29,189
3 ARMY, PINE BLUFF ARSENAL					24,061
4 ARMY, ENGINEER DISTRICT LITTLE ROCK					12,193
5 VA MEDICAL CENTER, NORTH LITTLE ROCK					11,248
TYPE OF PRODUCT OR SERVICE	SMALL BUSINESS (000)	LARGE BUSINESS (000)	STATE & LOCAL GOV'T (000)	NON-PROFIT & OTHER (000)	TOTAL (000)
R & D	60	31,124	145	0	31,329
Construction	62,195	84,437	0	189	146,821
Supplies & Equipment	47,817	149,408	67	4,650	201,942
Services	91,036	46,809	3,566	5,870	147,281
TOTAL	201,108	311,778	3,778	10,709	527,373
TOP CONTRACTORS PERFORMING IN THIS STATE					
CIVILIAN AGENCIES CONTRACTORS	DOLLARS (000)	DEPARTMENT OF DEFENSE CONTRACTORS	DOLLARS (000)		
1. ANDERSON ROY CORP	49,055	1. GENERAL MOTORS CORPORATION	63,342		
2. URS CORPORATION	16,500	2. INTERNATIONAL CHARTER EXPRESS	38,239		
3. RICELAND FOODS INC	14,388	3. LTV CORPORATION	31,161		
4. ALLIANCE RUBBER COMPANY	10,578	4. AIR TRANSPORT INTERNATIONAL	27,990		
5. INTERNATIONAL PAPER COMPANY	4,138	5. SEQUA CORPORATION	13,010		
6. ENTERGY CORPORATION	3,433	6. RODIO NICHOLSON JOINT VENTURE	10,913		
7. AMERON INC DELEWARE	3,142	7. TRAYLOR BROS INC	10,769		
8. TYSON FOODS INC	2,770	8. TASTY BIRD FOODS INC	10,219		
9. SHERROD COMPANY	2,714	9. AMERICAN FUEL CELL AND COATED	9,804		
10. CONYEARS AND COMPANY INC	2,515	10. MUNRO & COMPANY INC	9,261		

FEDERAL PROCUREMENT DATA SYSTEM
FEDERAL PROCUREMENT DOLLARS FOR CALIFORNIA
 Fiscal Year 1994 to Date

Population 29,760,021
 Per Capita Procurement \$989

Total Procurement By Place of Performance \$29,430,792,000
 Rank Per Capita 9 Last Year 9

TOP FIVE COUNTIES					
NAME OF COUNTY	CIVILIAN AGENCIES		DEPARTMENT OF DEFENSE		TOTAL (000)
	SMALL DIS- ADVANTAGED (000)	OTHER (000)	SMALL DIS- ADVANTAGED (000)	OTHER (000)	
1. LOS ANGELES	35,924	2,657,662	103,977	10,211,184	13,008,747
2. SANTA CLARA	40,945	759,053	21,447	3,723,234	4,544,679
3. SAN DIEGO	16,891	276,836	134,801	2,173,588	2,602,116
4. ORANGE	10,862	432,132	44,425	1,341,577	1,828,996
5. ALAMEDA	10,664	1,273,713	18,604	237,021	1,540,002
TOP FIVE AGENCIES WITH PLACE OF PERFORMANCE IN THIS STATE (000)					
1. DEPARTMENT OF DEFENSE					22,615,104
2. NATIONAL AERONAUTICS AND SPACE ADMINISTRATION					3,371,283
3. DEPARTMENT OF ENERGY					1,772,321
4. GENERAL SERVICES ADMINISTRATION					432,130
5. DEPARTMENT OF AGRICULTURE					202,115
TOP FIVE CONTRACTING OFFICES LOCATED IN THIS STATE (000)					
1 ENERGY, SAN FRANCISCO OPS OFC, OAKLAND					1,537,384
2 USAF, SMC/PKY, LOS ANGELES					1,366,011
3 NASA, JET PROPULSION LAB, PASADENA					1,116,855
4 USAF, SMC/PKJ, LOS ANGELES					941,294
5 NAVY, FACILITIES ENG CMD, SAN DIEGO					516,818
TYPE OF PRODUCT OR SERVICE	SMALL BUSINESS (000)	LARGE BUSINESS (000)	STATE & LOCAL GOV'T (000)	NON- PROFIT & OTHER (000)	TOTAL (000)
R & D	494,674	4,848,070	314,571	-152,364	5,504,951
Construction	609,238	979,213	0	6,860	1,595,311
Supplies & Equipment	971,634	11,487,481	877	475,793	12,935,785
Services	1,135,807	5,334,888	1,138,112	1,785,938	9,394,745
TOTAL	3,211,353	22,649,652	1,453,560	2,268,591	29,430,792
TOP CONTRACTORS PERFORMING IN THIS STATE					
CIVILIAN AGENCIES CONTRACTORS	DOLLARS (000)	DEPARTMENT OF DEFENSE CONTRACTORS		DOLLARS (000)	
1. UNIVERSITY OF CALIFORNIA	1,224,805	1. NORTHROP GRUMMAN CORPORATION		3,481,303	
2. CALIFORNIA INSTITUTE OF TECH	1,105,632	2. MCDONNELL DOUGLAS CORPORATION		3,389,060	
3. ROCKWELL INTERNATIONAL CORP	945,406	3. LOCKHEED CORPORATION		2,545,687	
4. MCDONNELL DOUGLAS CORPORATION	310,284	4. GENERAL MOTORS CORPORATION		1,478,741	
5. STANFORD LELAND JUNIOR UNIV	237,129	5. TRW INC		740,063	
6. TRW INC	223,569	6. ROCKWELL INTERNATIONAL CORP		688,123	
7. BECHTEL GROUP INC	186,595	7. SCIENCE APPLICATIONS INTL CORP		516,771	
8. GENERAL MOTORS CORPORATION	174,186	8. FOUNDATION HEALTH CORPORATION		440,760	
9. LORAL CORPORATION	92,177	9. LORAL CORPORATION		406,234	
10. GENERAL ATOMICS TECH CORP	77,266	10. FMC CORPORATION		367,906	

FEDERAL PROCUREMENT DATA SYSTEM
FEDERAL PROCUREMENT DOLLARS FOR COLORADO
 Fiscal Year 1994 to Date

Population 3,294,394
 Per Capita Procurement \$1,312

Total Procurement By Place of Performance \$4,320,775,000
 Rank Per Capita 7 Last Year 7

TOP FIVE COUNTIES					
NAME OF COUNTY	CIVILIAN AGENCIES		DEPARTMENT OF DEFENSE		TOTAL (000)
	SMALL DIS- ADVANTAGED (000)	OTHER (000)	SMALL DIS- ADVANTAGED (000)	OTHER (000)	
1. DENVER	30,393	175,353	20,684	1,373,311	1,599,741
2. JEFFERSON	38,854	966,157	7,012	18,458	1,030,481
3. EL PASO	5,830	23,656	75,814	623,216	728,516
4. ARAPAHOE	1,368	61,013	7,301	207,981	277,663
5. BOULDER	9,324	91,011	2,738	85,833	188,906
TOP FIVE AGENCIES WITH PLACE OF PERFORMANCE IN THIS STATE (000)					
1. DEPARTMENT OF DEFENSE					2,625,789
2. DEPARTMENT OF ENERGY					1,078,766
3. DEPARTMENT OF THE INTERIOR					190,985
4. GENERAL SERVICES ADMINISTRATION					121,002
5. NATIONAL AERONAUTICS AND SPACE ADMINISTRATION					99,982
TOP FIVE CONTRACTING OFFICES LOCATED IN THIS STATE (000)					
1 DOD, CIV HLTH&MED PROG/UNIFORMED SVCS, AURORA					969,069
2 ENERGY, ROCKY FLATS OFFICE, GOLDEN					670,474
3 ENERGY, GOLDEN FIELD OFFICE, GOLDEN					214,418
4 INTERIOR, NATIONAL PARK SERVICE, DENVER					196,897
5 USAF, 21ST CONS/LGC, PETERSON AFB					168,859
TYPE OF PRODUCT OR SERVICE	SMALL BUSINESS (000)	LARGE BUSINESS (000)	STATE & LOCAL GOV'T (000)	NON- PROFIT & OTHER(000)	TOTAL (000)
R & D	43,469	1,730,757	9,109	233,538	2,016,873
Construction	166,231	205,071	-39	1,390	372,653
Supplies & Equipment	96,061	183,333	155	3,829	283,378
Services	271,910	1,347,637	2,837	25,487	1,647,871
TOTAL	577,671	3,466,798	12,101	264,244	4,320,775
TOP CONTRACTORS PERFORMING IN THIS STATE					
CIVILIAN AGENCIES CONTRACTORS	DOLLARS (000)	DEPARTMENT OF DEFENSE CONTRACTORS		DOLLARS (000)	
1. EG&G INC	610,643	1. MARTIN MARIETTA CORPORATION	1,545,696		
2. MIDWEST RESEARCH INSTITUTE	213,442	2. LORAL CORPORATION	102,518		
3. WMX TECHNOLOGIES INC	133,817	3. RAYTHEON COMPANY	59,187		
4. BALL CORPORATION	46,945	4. KAMAN CORPORATION	47,993		
5. WACKENHUT CORPORATION	44,587	5. INTERNATIONAL BUS MCHS CORP	47,357		
6. COMPUTER SCIENCES CORPORATION	41,638	6. HENSEL PHELPS CONSTRUCTION CO	46,270		
7. MARTIN MARIETTA CORPORATION	34,693	7. MORTENSON M A COMPANIES	44,584		
8. NIELSONS INC	14,344	8. LINDGREN HOLDINGS INC	34,111		
9. SCIENCE APPLICATIONS INTL CORP	14,304	9. STANFORD TELECOMMUNICATIONS	29,899		
10. SOURCE ONE MANAGEMENT INC	12,579	10. PARSONS CORPORATION	23,160		

FEDERAL PROCUREMENT DATA SYSTEM
FEDERAL PROCUREMENT DOLLARS FOR CONNECTICUT
 Fiscal Year 1994 to Date

Population 3,287,166
 Per Capita Procurement \$796

Total Procurement By Place of Performance \$2,617,301,000
 Rank Per Capita 16 Last Year 11

TOP FIVE COUNTIES					
NAME OF COUNTY	CIVILIAN AGENCIES		DEPARTMENT OF DEFENSE		TOTAL (000)
	SMALL DIS- ADVANTAGED (000)	OTHER (000)	SMALL DIS- ADVANTAGED (000)	OTHER (000)	
1. FAIRFIELD	74	64,370	1,488	1,269,740	1,335,672
2. NEW LONDON	1,639	14,348	7,877	804,820	828,684
3. HARTFORD	1,960	80,558	5,254	245,283	333,055
4. NEW HAVEN	1,474	25,726	861	53,440	81,501
5. LITCHFIELD	0	281	150	14,688	15,119
TOP FIVE AGENCIES WITH PLACE OF PERFORMANCE IN THIS STATE (000)					
1. DEPARTMENT OF DEFENSE					2,424,100
2. NATIONAL AERONAUTICS AND SPACE ADMINISTRATION					60,349
3. DEPARTMENT OF ENERGY					30,272
4. DEPARTMENT OF VETERANS AFFAIRS					29,431
5. DEPARTMENT OF TRANSPORTATION					17,168
TOP FIVE CONTRACTING OFFICES LOCATED IN THIS STATE (000)					
1 NAVY, SHIPBUILDING CONVERS, GROTON					57,700
2 VA MEDICAL CENTER, WEST HAVEN					14,759
3 TRANSPORTATION, COAST GUARD, NEW LONDON					10,737
4 ARMY, USPFO FOR CONNECTICUT, HARTFORD					4,104
5 JUSTICE, FEDERAL PRISON SYSTEM, DANBURY					2,536
TYPE OF PRODUCT OR SERVICE	SMALL BUSINESS (000)	LARGE BUSINESS (000)	STATE & LOCAL GOV'T (000)	NON- PROFIT & OTHER (000)	TOTAL (000)
R & D	43,514	253,173	509	2,251	299,447
Construction	40,511	52,310	0	0	92,821
Supplies & Equipment	135,950	1,604,696	0	35,149	1,775,795
Services	57,328	370,586	2,503	18,821	449,238
TOTAL	277,303	2,280,765	3,012	56,221	2,617,301
TOP CONTRACTORS PERFORMING IN THIS STATE					
CIVILIAN AGENCIES CONTRACTORS	DOLLARS (000)	DEPARTMENT OF DEFENSE CONTRACTORS	DOLLARS (000)		
1. UNITED TECHNOLOGIES CORP	50,570	1. UNITED TECHNOLOGIES CORP	1,222,929		
2. ENERGY RESEARCH CORPORATION	16,615	2. GENERAL DYNAMICS CORPORATION	608,440		
3. PHILIPS ELECTRONICS NV	13,169	3. ANALYSIS & TECHNOLOGY INC	45,362		
4. ABB ASEA BROWN BOVERI LTD	11,701	4. AVCO CORPORATION	38,000		
5. OHM CORPORATION	5,400	5. TEXTRON INC	31,140		
6. ALPINE GROUP INC	4,878	6. GENERAL MOTORS CORPORATION	29,874		
7. UNC INCORPORATED	4,297	7. MYSTECH ASSOCIATES INC	19,266		
8. VALLEY VIEW ENTERPRISES INC	3,918	8. KAMAN CORPORATION	17,485		
9. ARA GROUP INC	3,298	9. KONINKLIJKE VAN OMMEREN NV	16,130		
10. GERALD METALS INC	2,516	10. SONALYSTS INC	16,117		

FEDERAL PROCUREMENT DATA SYSTEM
FEDERAL PROCUREMENT DOLLARS FOR DELAWARE
 Fiscal Year 1994 to Date

Population 666,168 Total Procurement By Place of Performance \$124,654,000
 Per Capita Procurement \$187 Rank Per Capita 49 Last Year 46

TOP FIVE COUNTIES					
NAME OF COUNTY	CIVILIAN AGENCIES		DEPARTMENT OF DEFENSE		TOTAL (000)
	SMALL DIS- ADVANTAGED (000)	OTHER (000)	SMALL DIS- ADVANTAGED (000)	OTHER (000)	
1. KENT	194	3,678	7,243	75,627	86,742
2. NEW CASTLE	165	10,696	2,330	18,807	31,998
3. SUSSEX	1	2,345	718	2,850	5,914
4.					
5.					
TOP FIVE AGENCIES WITH PLACE OF PERFORMANCE IN THIS STATE (000)					
1. DEPARTMENT OF DEFENSE					107,575
2. GENERAL SERVICES ADMINISTRATION					4,479
3. DEPARTMENT OF TRANSPORTATION					2,920
4. NATIONAL AERONAUTICS AND SPACE ADMINISTRATION					1,664
5. DEPARTMENT OF AGRICULTURE					1,625
TOP FIVE CONTRACTING OFFICES LOCATED IN THIS STATE (000)					
1 USAF, 436 CONS/LGC, DOVER AFB					33,401
2 VA MED/RO CENTER, WILMINGTON					1,702
3 ARMY, USPFO FOR DELAWARE, NEW CASTLE					1,668
4 AGRICULTURE, FARMERS HOME ADMIN, DOVER					182
5 AGRICULTURE, SOIL CONSERVATION SVC, DOVER					62
TYPE OF PRODUCT OR SERVICE	SMALL BUSINESS (000)	LARGE BUSINESS (000)	STATE & LOCAL GOV'T (000)	NON- PROFIT & OTHER (000)	TOTAL (000)
R & D	1,842	2,219	85	1,381	5,527
Construction	21,709	7,318	0	0	29,027
Supplies & Equipment	18,140	34,985	26	839	53,990
Services	7,381	16,346	231	12,152	36,110
TOTAL	49,072	60,868	342	14,372	124,654
TOP CONTRACTORS PERFORMING IN THIS STATE					
CIVILIAN AGENCIES CONTRACTORS	DOLLARS (000)	DEPARTMENT OF DEFENSE CONTRACTORS		DOLLARS (000)	
1. ATLANTIC TECHNICAL SERVICES	2,640	1. PIERCE ENTERPRISES INC	20,863		
2. CST OFFICE PRODUCTS INC	1,484	2. I L C INDUSTRIES DELAWARE	7,443		
3. RACI HOLDING INC	1,282	3. CAESAR RODNEY SCHOOL DIST	7,341		
4. HEWLETT-PACKARD COMPANY	1,227	4. IRWIN & LEIGHTON INC	6,118		
5. DU PONT E I DE NEMOURS AND CO	1,075	5. DAMES & MOORE INC	5,888		
6. OGDEN CORPORATION	916	6. HEWLETT-PACKARD COMPANY	4,022		
7. MCD FOUNDATION	700	7. ROBERTS CONSTRUCTION COMPANY	3,873		
8. PITCAIRN PROPERTIES PA INC	655	8. HERCULES INCORPORATED	3,806		
9. HAZWASTE INDUSTRIES INC	553	9. R & J COMMERCIAL CONTRACTING	3,788		
10. BARTOL RESEARCH INSTITUTE	495	10. DOVER CITY OF	3,479		

FEDERAL PROCUREMENT DATA SYSTEM
FEDERAL PROCUREMENT DOLLARS FOR DISTRICT OF COLUMBIA
 Fiscal Year 1994 to Date

Population 605,900 Total Procurement By Place of Performance \$4,040,791,000
 Per Capita Procurement \$6,669 Rank Per Capita 1 Last Year 1

TOP FIVE COUNTIES					
NAME OF COUNTY	CIVILIAN AGENCIES		DEPARTMENT OF DEFENSE		TOTAL (000)
	SMALL DIS- ADVANTAGED (000)	OTHER (000)	SMALL DIS- ADVANTAGED (000)	OTHER (000)	
1. DISTRICT OF COL	519,257	2,513,805	122,868	884,861	4,040,791
2.					
3.					
4.					
5.					
TOP FIVE AGENCIES WITH PLACE OF PERFORMANCE IN THIS STATE (000)					
1. DEPARTMENT OF DEFENSE					1,007,729
2. GENERAL SERVICES ADMINISTRATION					569,892
3. DEPARTMENT OF THE TREASURY					425,978
4. DEPARTMENT OF JUSTICE					389,186
5. DEPARTMENT OF TRANSPORTATION					294,335
TOP FIVE CONTRACTING OFFICES LOCATED IN THIS STATE (000)					
1 NAVY, NAVAL SEA SYSTEMS CMD (BZ002)					3,692,078
2 NAVY, NAVAL SEA SYSTEMS CMD (BZ005)					2,111,912
3 TRANSPORTATION, FED AVIATION ADMIN					1,589,605
4 NAVY, NAVAL SEA SYSTEMS CMD (BZ004)					1,199,523
5 AGENCY FOR INTERNATIONAL DEVELOPMENT					1,194,049
TYPE OF PRODUCT OR SERVICE	SMALL BUSINESS (000)	LARGE BUSINESS (000)	STATE & LOCAL GOV'T (000)	NON- PROFIT & OTHER (000)	TOTAL (000)
R & D	57,245	51,273	148	112,122	220,788
Construction	246,162	131,972	0	634	378,768
Supplies & Equipment	163,113	457,882	821	9,761	631,577
Services	841,863	1,714,854	10,342	242,599	2,809,658
TOTAL	1,308,383	2,355,981	11,311	365,116	4,040,791
TOP CONTRACTORS PERFORMING IN THIS STATE					
CIVILIAN AGENCIES CONTRACTORS	DOLLARS (000)	DEPARTMENT OF DEFENSE CONTRACTORS	DOLLARS (000)		
1. MARTIN MARIETTA CORPORATION	96,016	1. AMERICAN TELEPHONE & TELG CO	104,214		
2. BLACK & DECKER CORPORATION	91,154	2. XEROX CORPORATION	75,886		
3. GENERAL ELECTRIC COMPANY	81,783	3. INTERNATIONAL SHIPHOLDING CORP	63,411		
4. COMPUTER SCIENCES CORPORATION	74,220	4. HARNISCHFEGER INDUSTRIES INC	33,527		
5. J C M CONTROL SYSTEMS SERVICE	68,619	5. ALLIEDSIGNAL INC	32,640		
6. AMERICAN TELEPHONE & TELG CO	65,603	6. AMERICAN AUTOMAR INC	30,903		
7. ACADEMY FOR EDUCATIONAL DEV	63,819	7. GROUP HOSPITALIZATION MED SVCS	22,357		
8. DYNACORP	58,675	8. JOWETT INCORPORATED	21,515		
9. SPACEHAB INC	56,260	9. HARKINS BUILDERS INC	19,088		
10. CLARK ENTERPRISES INC	49,603	10. KPMG PEAT MARWICK LLP	17,671		

FEDERAL PROCUREMENT DATA SYSTEM
FEDERAL PROCUREMENT DOLLARS FOR FLORIDA
 Fiscal Year 1994 to Date

Population 12,937,928
 Per Capita Procurement \$606

Total Procurement By Place of Performance \$7,845,853,000
 Rank Per Capita 25 Last Year 22

TOP FIVE COUNTIES					
NAME OF COUNTY	CIVILIAN AGENCIES		DEPARTMENT OF DEFENSE		TOTAL (000)
	SMALL DIS- ADVANTAGED (000)	OTHER (000)	SMALL DIS- ADVANTAGED (000)	OTHER (000)	
1. BREVARD	34,634	1,356,323	33,918	1,222,278	2,647,153
2. PALM BEACH	182	80,095	225	1,431,125	1,511,627
3. ORANGE	1,146	22,256	35,266	766,212	824,880
4. PINELLAS	1,401	148,687	646	432,806	583,540
5. DUVAL	2,732	33,103	22,277	330,552	388,664
TOP FIVE AGENCIES WITH PLACE OF PERFORMANCE IN THIS STATE (000)					
1. DEPARTMENT OF DEFENSE					5,884,127
2. NATIONAL AERONAUTICS AND SPACE ADMINISTRATION					1,277,100
3. DEPARTMENT OF TRANSPORTATION					237,089
4. DEPARTMENT OF ENERGY					112,702
5. GENERAL SERVICES ADMINISTRATION					83,370
TOP FIVE CONTRACTING OFFICES LOCATED IN THIS STATE (000)					
1 NASA, KENNEDY SPACE CENTER					1,236,243
2 NAVY, TRAINING SYSTEMS CENTER, ORLANDO					607,391
3 DOD, U.S. SPECIAL OPERATIONS COMMAND, MACDILL AFB					420,218
4 USAF, 45TH CONS/PK, PATRICK AFB					284,214
5 USAF, AFDTC/PKM INSTRU & EQUIP, ELGIN AFB					131,148
TYPE OF PRODUCT OR SERVICE	SMALL BUSINESS (000)	LARGE BUSINESS (000)	STATE & LOCAL GOV'T (000)	NON- PROFIT & OTHER (000)	TOTAL (000)
R & D	139,073	1,475,132	5,122	37,003	1,656,330
Construction	293,839	154,955	0	119	448,913
Supplies & Equipment	358,844	1,838,422	164	810,050	3,007,480
Services	384,951	2,246,064	20,466	81,649	2,733,130
TOTAL	1,176,707	5,714,573	25,752	928,821	7,845,853
TOP CONTRACTORS PERFORMING IN THIS STATE					
CIVILIAN AGENCIES CONTRACTORS	DOLLARS (000)	DEPARTMENT OF DEFENSE CONTRACTORS		DOLLARS (000)	
1. LOCKHEED CORPORATION	565,812	1. UNITED TECHNOLOGIES CORP	1,414,581		
2. HARRIS CORPORATION	233,839	2. MARTIN MARIETTA CORPORATION	826,291		
3. EG&G INC	192,969	3. NORTHROP GRUMMAN CORPORATION	644,012		
4. ROCKWELL INTERNATIONAL CORP	165,717	4. HARRIS CORPORATION	199,307		
5. MCDONNELL DOUGLAS CORPORATION	139,891	5. OLIN CORPORATION	195,673		
6. MARTIN MARIETTA CORPORATION	117,903	6. GENERAL DYNAMICS CORPORATION	134,711		
7. UNITED TECHNOLOGIES CORP	73,289	7. RAYTHEON COMPANY	107,101		
8. I-NET INC	19,075	8. E-SYSTEMS INC	103,874		
9. VULCAN SERVICES INC	16,641	9. JOHNSON CONTROLS INC	94,981		
10. SUNCOAST ASSOCIATES INC	14,121	10. HONEYWELL INC	80,754		

FEDERAL PROCUREMENT DATA SYSTEM
FEDERAL PROCUREMENT DOLLARS FOR GEORGIA
 Fiscal Year 1994 to Date

Population 6,478,216
 Per Capita Procurement \$708

Total Procurement By Place of Performance \$4,583,822,000
 Rank Per Capita 21 Last Year 20

TOP FIVE COUNTIES					
NAME OF COUNTY	CIVILIAN AGENCIES		DEPARTMENT OF DEFENSE		TOTAL (000)
	SMALL DIS-ADVANTAGED (000)	OTHER (000)	SMALL DIS-ADVANTAGED (000)	OTHER (000)	
1. COBB	474	18,051	4,007	2,770,454	2,792,986
2. DE KALB	42,889	157,668	17,824	203,426	421,807
3. HOUSTON	0	476	15,417	276,924	292,817
4. GWINNETT	2,105	14,226	892	125,046	142,269
5. CHATTAHOOCHEE	0	283	17,902	94,894	113,079
TOP FIVE AGENCIES WITH PLACE OF PERFORMANCE IN THIS STATE (000)					
1. DEPARTMENT OF DEFENSE					4,116,175
2. GENERAL SERVICES ADMINISTRATION					115,365
3. DEPARTMENT OF AGRICULTURE					52,904
4. TENNESSEE VALLEY AUTHORITY					44,242
5. DEPARTMENT OF THE TREASURY					39,729
TOP FIVE CONTRACTING OFFICES LOCATED IN THIS STATE (000)					
1 ARMY, ENGINEER DISTRICT SAVANNAH					413,784
2 USAF, ALC/LFK, ROBINS AFB					378,890
3 USAF, ALC/LMK, ROBINS AFB					364,425
4 USAF, ALC/LBK, ROBINS AFB					188,112
5 USAF, ALC/LUK, ROBINS AFB					156,097
TYPE OF PRODUCT OR SERVICE	SMALL BUSINESS (000)	LARGE BUSINESS (000)	STATE & LOCAL GOV'T (000)	NON-PROFIT & OTHER (000)	TOTAL (000)
R & D	12,669	1,744,614	1,617	34,186	1,793,086
Construction	337,543	87,446	0	28	425,017
Supplies & Equipment	178,557	1,160,848	291	107,303	1,446,999
Services	232,928	614,679	3,840	67,273	918,720
TOTAL	761,697	3,607,587	5,748	208,790	4,583,822
TOP CONTRACTORS PERFORMING IN THIS STATE					
CIVILIAN AGENCIES CONTRACTORS	DOLLARS (000)	DEPARTMENT OF DEFENSE CONTRACTORS	DOLLARS (000)		
1. MANAGEMENT AND TRAINING CORP	28,587	1. LOCKHEED CORPORATION	2,728,776		
2. GOLD KIST INC	15,030	2. CSX CORPORATION	105,897		
3. CINDERELLA FOODS	14,413	3. ROCKWELL INTERNATIONAL CORP	82,944		
4. AMERICAN TELEPHONE & TELG CO	14,123	4. JOHNSON CONTROLS INC	61,475		
5. UNIVERSITY OF GA RES FUNDATION	12,068	5. CONNER BROTHERS CNSTR CO	57,844		
6. CHEMICAL VENTURE PARTNERS	11,613	6. GEORGIA TECH RESEARCH CORP	55,495		
7. WRIGHT BROTHERS CNSTR CO	11,493	7. SOUTHERN COMPANY INC	33,704		
8. MANAGEMENT SYSTEMS APPLICATION	8,177	8. GASKINS L C CONSTRUCTION CO	33,017		
9. COMPUTER DATA SYSTEMS INC	8,028	9. GULFSTREAM AEROSPACE CORP	32,722		
10. ROXCO LTD	7,670	10. FIREARMS TRAINING SYSTEMS INC	30,829		

FEDERAL PROCUREMENT DATA SYSTEM
FEDERAL PROCUREMENT DOLLARS FOR HAWAII
 Fiscal Year 1994 to Date

Population 1,108,229
 Per Capita Procurement \$789

Total Procurement By Place of Performance \$874,352,000
 Rank Per Capita 18 Last Year 23

TOP FIVE COUNTIES					
NAME OF COUNTY	CIVILIAN AGENCIES		DEPARTMENT OF DEFENSE		TOTAL (000)
	SMALL DIS- ADVANTAGED (000)	OTHER (000)	SMALL DIS- ADVANTAGED (000)	OTHER (000)	
1. HONOLULU	7,212	60,881	145,751	566,780	780,624
2. MAUI	254	9,992	401	23,645	34,292
3. HAWAII	587	1,871	4,531	23,339	30,328
4. KAUAI	162	3,599	824	24,523	29,108
5.					
TOP FIVE AGENCIES WITH PLACE OF PERFORMANCE IN THIS STATE (000)					
1. DEPARTMENT OF DEFENSE					789,794
2. GENERAL SERVICES ADMINISTRATION					16,875
3. DEPARTMENT OF TRANSPORTATION					11,706
4. DEPARTMENT OF AGRICULTURE					10,041
5. DEPARTMENT OF JUSTICE					8,208
TOP FIVE CONTRACTING OFFICES LOCATED IN THIS STATE (000)					
1 NAVY, FACILITIES ENGINEERING CMD, PEARL HARBOR					365,151
2 ARMY, ENGINEER DISTRICT PACIFIC OCEAN, FT SHAFTER					204,792
3 ARMY, SUPPORT COMMAND, FORT SHAFTER					171,127
4 NAVY, PUBLIC WORKS CENTER, PEARL HARBOR					81,867
5 USAF, 15 CONS/LGC, HICKAM AFB					67,461
TYPE OF PRODUCT OR SERVICE	SMALL BUSINESS (000)	LARGE BUSINESS (000)	STATE & LOCAL GOV'T (000)	NON- PROFIT & OTHER (000)	TOTAL (000)
R & D	3,008	12,019	3,115	4,453	22,595
Construction	134,053	318,858	0	3,916	456,827
Supplies & Equipment	8,891	51,637	189	197	60,914
Services	122,367	186,587	3,466	21,596	334,016
TOTAL	268,319	569,101	6,770	30,162	874,352
TOP CONTRACTORS PERFORMING IN THIS STATE					
CIVILIAN AGENCIES CONTRACTORS	DOLLARS (000)	DEPARTMENT OF DEFENSE CONTRACTORS		DOLLARS (000)	
1. MAUI LAND & PINEAPPLE CO INC	8,976	1. HUNT BUILDING CORPORATION	87,905		
2. PACIFIC EDUCATIONAL FOUNDATION	7,885	2. MORRISON KNUDSEN CORP DEL CORP	43,469		
3. POLSHEK METCALF TOBEY PARTNERS	6,671	3. OGDEN CORPORATION	38,760		
4. UNIVERSITY OF HAWAII	6,394	4. KIEWIT PETER SONS DE CORP	29,143		
5. WIMBERLY ALLISON TONG & GOO	5,342	5. BROKEN HILL PROPRIETARY CO MPA	27,517		
6. COMPUTER SCIENCES CORPORATION	3,576	6. OHM CORPORATION	23,604		
7. MAHONEY T J & ASSOCIATES INC	2,790	7. ALLSTAR/SAB	22,984		
8. KUAKINI HEALTH SYSTEM	2,611	8. HAWAIIAN ELECTRIC INDUSTRIES	17,241		
9. PACIFIC REGION EDUCTL LAB	2,106	9. PPC-TOKYU JOINT VENTURE	17,230		
10. GOODWILL INDS HONOLULU INC	1,865	10. METRIC CONSTRUCTION CO INC	16,598		

FEDERAL PROCUREMENT DATA SYSTEM
FEDERAL PROCUREMENT DOLLARS FOR IDAHO
 Fiscal Year 1994 to Date

Population 1,006,749
 Per Capita Procurement \$795

Total Procurement By Place of Performance \$800,112,000
 Rank Per Capita 17 Last Year 43

TOP FIVE COUNTIES					
NAME OF COUNTY	CIVILIAN AGENCIES		DEPARTMENT OF DEFENSE		TOTAL (000)
	SMALL DIS- ADVANTAGED (000)	OTHER (000)	SMALL DIS- ADVANTAGED (000)	OTHER (000)	
1. BONNEVILLE	8,025	605,064	1,006	785	614,880
2. ADA	756	24,917	3,939	14,607	44,219
3. ELMORE	55	544	10,689	19,165	30,453
4. MINIDOKA	18	19,077	0	0	19,095
5. NEZ PERCE	0	10,210	0	1,632	11,842
TOP FIVE AGENCIES WITH PLACE OF PERFORMANCE IN THIS STATE (000)					
1. DEPARTMENT OF ENERGY					606,866
2. DEPARTMENT OF DEFENSE					65,956
3. DEPARTMENT OF AGRICULTURE					56,408
4. DEPARTMENT OF THE INTERIOR					38,899
5. DEPARTMENT OF TRANSPORTATION					13,502
TOP FIVE CONTRACTING OFFICES LOCATED IN THIS STATE (000)					
1 ENERGY, IDAHO OPERATIONS OFC, IDAHO FALLS					739,857
2 INTERIOR, BUR OF RECLAMATION, BOISE					110,585
3 INTERIOR, OFC OF POLICY BUDGET & ADMIN, BOISE					44,606
4 USAF, 366 CONS/CC, MOUNTAIN HOME AFB					18,622
5 AGRICULTURE, FOREST SERVICE, BOISE FIRE CNTR					13,733
TYPE OF PRODUCT OR SERVICE	SMALL BUSINESS (000)	LARGE BUSINESS (000)	STATE & LOCAL GOV'T (000)	NON- PROFIT & OTHER (000)	TOTAL (000)
R & D	4,095	8,390	293	114	12,892
Construction	36,856	31,874	0	0	68,730
Supplies & Equipment	28,542	26,664	1,119	51	56,376
Services	42,868	612,278	4,425	2,543	662,114
TOTAL	112,361	679,206	5,837	2,708	800,112
TOP CONTRACTORS PERFORMING IN THIS STATE					
CIVILIAN AGENCIES CONTRACTORS	DOLLARS (000)	DEPARTMENT OF DEFENSE CONTRACTORS	DOLLARS (000)		
1. EG&G INC	217,164	1. MICRON TECHNOLOGY INC	7,494		
2. LOCKHEED CORPORATION	192,430	2. HORKLEY'S INC	6,407		
3. WESTINGHOUSE ELECTRIC CORP	118,562	3. ALL AMERICAN CONTRACTORS	3,593		
4. MORRISON KNUDSEN CORP DEL CORP	25,453	4. RECORD STEEL AND CONSTRUCTION	3,412		
5. DAY & ZIMMERMANN INCORPORATED	22,668	5. PARSON JACK B COMPANIES	3,100		
6. PERINI CORPORATION	17,375	6. IDAHO POWER COMPANY	3,063		
7. SCIENCE APPLICATIONS INTL CORP	13,103	7. ORMOND CONSTRUCTION COMPANY	3,015		
8. MC DERMOTT INTERNATIONAL INC	11,258	8. MOLTZ CONSTRUCTORS INC	2,777		
9. HEINZ H J COMPANY	6,864	9. HEINZ H J COMPANY	2,543		
10. SCIENTECH INC	6,711	10. CENTURY PARTNERS-IDAHO	1,770		

FEDERAL PROCUREMENT DATA SYSTEM
FEDERAL PROCUREMENT DOLLARS FOR ILLINOIS
 Fiscal Year 1994 to Date

Population 11,430,602
 Per Capita Procurement \$239

Total Procurement By Place of Performance \$2,729,904,000
 Rank Per Capita 41 Last Year 44

TOP FIVE COUNTIES					
NAME OF COUNTY	CIVILIAN AGENCIES		DEPARTMENT OF DEFENSE		TOTAL (000)
	SMALL DIS- ADVANTAGED (000)	OTHER (000)	SMALL DIS- ADVANTAGED (000)	OTHER (000)	
1. COOK	28,651	928,053	28,648	577,045	1,562,397
2. DU PAGE	3,293	267,985	8,794	44,418	324,490
3. SAINT CLAIR	0	7,531	30,348	119,376	157,255
4. LAKE	338	19,242	3,438	79,989	103,007
5. ROCK ISLAND	360	3,303	16,583	50,836	71,082
TOP FIVE AGENCIES WITH PLACE OF PERFORMANCE IN THIS STATE (000)					
1. DEPARTMENT OF DEFENSE					1,261,545
2. DEPARTMENT OF ENERGY					873,755
3. DEPARTMENT OF AGRICULTURE					120,719
4. DEPARTMENT OF VETERANS AFFAIRS					101,715
5. GENERAL SERVICES ADMINISTRATION					82,573
TOP FIVE CONTRACTING OFFICES LOCATED IN THIS STATE (000)					
1 ENERGY, CHICAGO OPERATIONS OFC, ARGONNE					1,502,693
2 ARMY, HQ AMCCOM, ROCK ISLAND					1,405,840
3 DOD, DEFENSE INFO SYS AGENCY, SCOTT AFB					957,749
4 USAF, HQ AMC/XOK, SCOTT AFB					743,218
5 GENERAL SVCS ADMIN, PUBLIC BLDGS SVCS, CHICAGO					157,196
TYPE OF PRODUCT OR SERVICE	SMALL BUSINESS (000)	LARGE BUSINESS (000)	STATE & LOCAL GOV'T (000)	NON- PROFIT & OTHER (000)	TOTAL (000)
R & D	38,050	70,643	2,205	24,149	135,047
Construction	140,156	199,099	0	196	339,451
Supplies & Equipment	241,775	635,589	736	16,388	894,488
Services	131,351	337,426	7,183	884,958	1,360,918
TOTAL	551,332	1,242,757	10,124	925,691	2,729,904
TOP CONTRACTORS PERFORMING IN THIS STATE					
CIVILIAN AGENCIES CONTRACTORS	DOLLARS (000)	DEPARTMENT OF DEFENSE CONTRACTORS		DOLLARS (000)	
1. UNIVERSITY OF CHICAGO THE	600,903	1. NORTHROP GRUMMAN CORPORATION	274,933		
2. UNIVERSITIES RESEARCH ASSN	235,772	2. IIT RESEARCH INSTITUTE	53,865		
3. ARCHER DANIELS MIDLAND CO	35,610	3. CATERPILLAR INC	41,785		
4. WALSH GROUP LTD THE	31,587	4. MCI COMMUNICATIONS CORP	32,029		
5. BUNGE CORPORATION	19,846	5. SUNDSTRAND CORPORATION	28,003		
6. BLACK & DECKER CORPORATION	18,445	6. OLIN CORPORATION	27,044		
7. XEROX CORPORATION	15,497	7. PHILIP MORRIS COMPANIES INC	22,471		
8. NATIONAL OPINION RES CTR COLO	15,244	8. MASSMAN CONSTRUCTION CO	16,630		
9. ADM MILLING CO	14,110	9. BLINDERMAN CONSTRUCTION CO	16,204		
10. INSTITUTE OF GAS TECHNOLOGY	13,360	10. LUHR BROS INC	14,365		

FEDERAL PROCUREMENT DATA SYSTEM
FEDERAL PROCUREMENT DOLLARS FOR INDIANA
 Fiscal Year 1994 to Date

Population 5,544,159
 Per Capita Procurement \$275

Total Procurement By Place of Performance \$1,523,303,000
 Rank Per Capita 38 Last Year 34

TOP FIVE COUNTIES					
NAME OF COUNTY	CIVILIAN AGENCIES		DEPARTMENT OF DEFENSE		TOTAL (000)
	SMALL DIS- ADVANTAGED (000)	OTHER (000)	SMALL DIS- ADVANTAGED (000)	OTHER (000)	
1. ALLEN	0	24,470	552	377,788	402,810
2. MARION	4,627	47,299	14,188	326,665	392,779
3. ST. JOSEPH	0	68,316	675	312,986	381,977
4. BARTHOLOMEW	6,848	1,805	120	52,023	60,796
5. LAKE	104	2,725	2,230	31,771	36,830
TOP FIVE AGENCIES WITH PLACE OF PERFORMANCE IN THIS STATE (000)					
1. DEPARTMENT OF DEFENSE					1,311,514
2. DEPARTMENT OF VETERANS AFFAIRS					87,051
3. NATIONAL AERONAUTICS AND SPACE ADMINISTRATION					30,635
4. GENERAL SERVICES ADMINISTRATION					18,236
5. DEPARTMENT OF ENERGY					13,844
TOP FIVE CONTRACTING OFFICES LOCATED IN THIS STATE (000)					
1 NAVY, SURFACE WARFARE CTR, CRANE NAVWSC					132,785
2 NAVY, AIR WARFARE CTR, INDIANAPOLIS					75,210
3 NAVY, AIR WARFARE CTR, INDIANAPOLIS					37,754
4 ARMY, SOLDIER SUPPORT CTR, FT BENJAMIN HARRISON					20,965
5 NAVY, AIR WARFARE CTR, INDIANAPOLIS					19,521
TYPE OF PRODUCT OR SERVICE	SMALL BUSINESS (000)	LARGE BUSINESS (000)	STATE & LOCAL GOV'T (000)	NON- PROFIT & OTHER (000)	TOTAL (000)
R & D	5,660	99,657	1,259	5,548	112,124
Construction	44,985	8,698	0	46	53,729
Supplies & Equipment	73,177	888,289	85	25,540	987,091
Services	40,237	300,561	4,751	24,810	370,359
TOTAL	164,059	1,297,205	6,095	55,944	1,523,303
TOP CONTRACTORS PERFORMING IN THIS STATE					
CIVILIAN AGENCIES CONTRACTORS	DOLLARS (000)	DEPARTMENT OF DEFENSE CONTRACTORS	DOLLARS (000)		
1. AMERISOURCE DISTRIBUTION CORP	62,581	1. AM GENERAL CORPORATION	254,996		
2. ITT CORPORATION	20,294	2. ITT CORPORATION	217,432		
3. CDA HOLDING INC	10,540	3. CDA HOLDING INC	216,617		
4. MINACT INC	6,851	4. MESC HOLDINGS INC	156,001		
5. GENERAL MOTORS CORPORATION	6,822	5. ALLIEDSIGNAL INC	51,551		
6. LEGGETT & PLATT INCORPORATED	6,337	6. GENERAL MOTORS CORPORATION	50,130		
7. ASSOCIATED INSURANCE COMPANIES	4,276	7. ASSOCIATED INSURANCE COMPANIES	29,772		
8. NOTRE DAME HOSP & SCHOOL MIDWI	3,660	8. AMOCO CORPORATION	28,187		
9. INDIANA UNIVERSITY	3,631	9. CUMMINS ENGINE COMPANY INC	21,399		
10. MAQUOKETA SNAP ON TOOL	3,332	10. TRACOR INC	16,236		

FEDERAL PROCUREMENT DATA SYSTEM
FEDERAL PROCUREMENT DOLLARS FOR IOWA
 Fiscal Year 1994 to Date

Population 2,776,755
 Per Capita Procurement \$188

Total Procurement By Place of Performance \$520,674,000
 Rank Per Capita 48 Last Year 49

TOP FIVE COUNTIES					
NAME OF COUNTY	CIVILIAN AGENCIES		DEPARTMENT OF DEFENSE		TOTAL (000)
	SMALL DIS- ADVANTAGED (000)	OTHER (000)	SMALL DIS- ADVANTAGED (000)	OTHER (000)	
1. LINN	0	11,318	0	201,824	213,142
2. JOHNSON	0	62,852	0	1,641	64,493
3. POLK	327	23,054	2,157	32,088	57,626
4. STORY	0	38,878	0	2,870	41,748
5. DES MOINES	0	1,952	0	21,872	23,824
TOP FIVE AGENCIES WITH PLACE OF PERFORMANCE IN THIS STATE (000)					
1. DEPARTMENT OF DEFENSE					309,262
2. DEPARTMENT OF AGRICULTURE					78,306
3. DEPARTMENT OF EDUCATION					46,265
4. DEPARTMENT OF ENERGY					32,362
5. DEPARTMENT OF VETERANS AFFAIRS					10,073
TOP FIVE CONTRACTING OFFICES LOCATED IN THIS STATE (000)					
1 ARMY, USPFO FOR IOWA, JOHNSTON					18,692
2 VA MEDICAL CENTER, IOWA CITY					10,187
3 AGRICULTURE, SOIL CONSERVATION SVC, DES MOINES					9,423
4 VA MEDICAL CENTER, DES MOINES					3,509
5 VA MEDICAL CENTER, KNOXVILLE					2,384
TYPE OF PRODUCT OR SERVICE	SMALL BUSINESS (000)	LARGE BUSINESS (000)	STATE & LOCAL GOV'T (000)	NON- PROFIT & OTHER (000)	TOTAL (000)
R & D	0	61,382	2,501	4,037	67,920
Construction	42,500	18,700	0	0	61,200
Supplies & Equipment	42,694	167,369	118	16,147	226,328
Services	8,980	96,589	35,638	24,019	165,226
TOTAL	94,174	344,040	38,257	44,203	520,674
TOP CONTRACTORS PERFORMING IN THIS STATE					
CIVILIAN AGENCIES CONTRACTORS	DOLLARS (000)	DEPARTMENT OF DEFENSE CONTRACTORS	DOLLARS (000)		
1. NATIONAL COMPUTER SYSTEMS	32,907	1. ROCKWELL INTERNATIONAL CORP	200,077		
2. IOWA STATE UNIV OF SCNCE TECH	32,369	2. COMPUTER RELIANCE	17,816		
3. AMERICAN COLLEGE TSTG PROGRAM	19,226	3. LITTON INDUSTRIES INC	8,740		
4. CONAGRA INC	17,973	4. TAYLOR BALL INC	6,077		
5. CAL WESTERN PACKAGING CORP	14,970	5. CAL WESTERN PACKAGING CORP	5,072		
6. IBP INC	13,312	6. NORTH AMERICAN MECHANICAL SVCS	3,873		
7. ROCKWELL INTERNATIONAL CORP	8,219	7. MIDCO CONSTRUCTION CORPORATION	3,404		
8. SONSTEGARD FOODS CO	6,044	8. DEERE & COMPANY	3,188		
9. UNIVERSITY OF IOWA THE	4,613	9. HANSEN COMPANY INC	2,885		
10. MANAGEMENT AND TRAINING CORP	4,236	10. COLTEC INDUSTRIES INC	2,457		

FEDERAL PROCUREMENT DATA SYSTEM
FEDERAL PROCUREMENT DOLLARS FOR KANSAS
 Fiscal Year 1994 to Date

Population 2,477,574
 Per Capita Procurement \$335

Total Procurement By Place of Performance \$830,302,000
 Rank Per Capita 32 Last Year 32

TOP FIVE COUNTIES					
NAME OF COUNTY	CIVILIAN AGENCIES		DEPARTMENT OF DEFENSE		TOTAL (000)
	SMALL DIS- ADVANTAGED (000)	OTHER (000)	SMALL DIS- ADVANTAGED (000)	OTHER (000)	
1. SEDGWICK	32	57,534	7,268	298,505	363,339
2. GEARY	0	336	16,575	63,586	80,497
3. LEAVENWORTH	106	10,996	12,362	56,629	80,093
4. JOHNSON	3,119	41,493	2,752	19,307	66,671
5. WYANDOTTE	3,258	28,670	844	3,639	36,411
TOP FIVE AGENCIES WITH PLACE OF PERFORMANCE IN THIS STATE (000)					
1. DEPARTMENT OF DEFENSE					585,698
2. DEPARTMENT OF AGRICULTURE					120,460
3. GENERAL SERVICES ADMINISTRATION					39,140
4. DEPARTMENT OF TRANSPORTATION					19,506
5. ENVIRONMENTAL PROTECTION AGENCY					14,175
TOP FIVE CONTRACTING OFFICES LOCATED IN THIS STATE (000)					
1 ARMY, DIRECTORATE OF CONTRACTING, FORT RILEY					29,282
2 ARMY, MISSION CONTRACTING ACTIVITY, FT LEAVENWORTH					22,642
3 ARMY, CMD COMBINED ARMS CTR, FT LEAVENWORTH					21,116
4 USAF, 22 CONS/LGC, MCCONNELL AFB					19,152
5 JUSTICE, FEDERAL PRISON SYSTEM, LEAVENWORTH					11,301
TYPE OF PRODUCT OR SERVICE	SMALL BUSINESS (000)	LARGE BUSINESS (000)	STATE & LOCAL GOV'T (000)	NON- PROFIT & OTHER (000)	TOTAL (000)
R & D	1,221	11,900	744	954	14,819
Construction	72,549	30,121	0	0	102,670
Supplies & Equipment	45,766	276,787	88	17,643	340,284
Services	61,077	302,772	3,398	5,282	372,529
TOTAL	180,613	621,580	4,230	23,879	830,302
TOP CONTRACTORS PERFORMING IN THIS STATE					
CIVILIAN AGENCIES CONTRACTORS	DOLLARS (000)	DEPARTMENT OF DEFENSE CONTRACTORS	DOLLARS (000)		
1. CARGILL INCORPORATED	30,164	1. MCDONNELL DOUGLAS CORPORATION	156,005		
2. ARCHER DANIELS MIDLAND CO	27,391	2. RAYTHEON COMPANY	44,134		
3. LOUIS DREYFUS ET CIE (SA)	14,277	3. BOMBARDIER INC	33,998		
4. CONAGRA INC	14,242	4. WESTERN RESOURCES INC	23,869		
5. NATIONAL INDS FOR THE BLIND	13,880	5. LOGICON INC	21,633		
6. CORRECTIONS CORP AMERICA	8,088	6. CARGILL INCORPORATED	20,376		
7. AMERICAN FINANCIAL CORPORATION	6,712	7. NATIONAL BEEF PACKING CO LP	15,177		
8. CEREAL FOOD PROCESSORS INC	5,901	8. HUNT BUILDING CORPORATION	14,163		
9. FLUOR CORPORATION	5,769	9. FERRELL CNSTR CO OF TOPEKA	12,547		
10. SPRINT CORPORATION	5,500	10. ALLIEDSIGNAL INC	12,330		

FEDERAL PROCUREMENT DATA SYSTEM
FEDERAL PROCUREMENT DOLLARS FOR KENTUCKY
 Fiscal Year 1994 to Date

Population 3,685,296
 Per Capita Procurement \$334

Total Procurement By Place of Performance \$1,230,043,000
 Rank Per Capita 33 Last Year 31

TOP FIVE COUNTIES					
NAME OF COUNTY	CIVILIAN AGENCIES		DEPARTMENT OF DEFENSE		TOTAL (000)
	SMALL DIS-ADVANTAGED (000)	OTHER (000)	SMALL DIS-ADVANTAGED (000)	OTHER (000)	
1. BOURBON	0	755	1,742	336,956	339,453
2. MCCracken	0	241,166	40	331	241,537
3. CHRISTIAN	-122	1,701	9,238	114,007	124,824
4. BULLITT	0	471	15,371	98,196	114,038
5. JEFFERSON	1,240	34,079	5,929	38,069	79,317
TOP FIVE AGENCIES WITH PLACE OF PERFORMANCE IN THIS STATE (000)					
1. DEPARTMENT OF DEFENSE					743,717
2. DEPARTMENT OF ENERGY					235,901
3. TENNESSEE VALLEY AUTHORITY					62,812
4. DEPARTMENT OF LABOR					50,224
5. GENERAL SERVICES ADMINISTRATION					21,736
TOP FIVE CONTRACTING OFFICES LOCATED IN THIS STATE (000)					
1 ARMY, ENGINEER DISTRICT LOUISVILLE					252,203
2 ARMY, CMD ARMOR CENTER, FORT KNOX					66,550
3 ARMY, DIRECTORATE OF CONTRACTING, FORT CAMPBELL					48,476
4 ARMY, ENGINEER DISTRICT, LOUISVILLE (CIVIL)					44,481
5 TREASURY, INTERNAL REVENUE SERVICE, COVINGTON					15,515
TYPE OF PRODUCT OR SERVICE	SMALL BUSINESS (000)	LARGE BUSINESS (000)	STATE & LOCAL GOV'T (000)	NON-PROFIT & OTHER (000)	TOTAL (000)
R & D	1,620	1,507	2,905	685	6,717
Construction	136,182	64,702	60	9,716	210,660
Supplies & Equipment	107,595	115,325	0	5,560	228,480
Services	99,495	665,410	5,532	13,749	784,186
TOTAL	344,892	846,944	8,497	29,710	1,230,043
TOP CONTRACTORS PERFORMING IN THIS STATE					
CIVILIAN AGENCIES CONTRACTORS	DOLLARS (000)	DEPARTMENT OF DEFENSE CONTRACTORS	DOLLARS (000)		
1. ELECTRIC ENERGY INC	230,323	1. E-SYSTEMS INC	325,249		
2. MINACT INC	32,924	2. PENCE HOWARD W INC	38,134		
3. COSTAIN GROUP PLC	18,147	3. HENSEL PHELPS CONSTRUCTION CO	28,266		
4. THUNDERBIRD ENERGY INC	13,102	4. OUTDOOR VENTURE CORPORATION	22,424		
5. APPALACHIAN COMPUTER SERVICES	11,745	5. KECO INDUSTRIES INC	21,846		
6. REGIONAL AIRPORT AUTHORITY	9,716	6. MITCHCO INC	11,030		
7. SYSOREX INTERNATIONAL INC	8,818	7. DYNACORP	9,553		
8. ANDALEX RESOURCES INC	8,800	8. GENERAL MOTORS CORPORATION	9,413		
9. PATRIOT COAL CO LP	7,985	9. ALL GULF CONTRACTORS INC	9,403		
10. SUN COMPANY INC	7,203	10. SULLIVAN & COZART INC	9,342		

FEDERAL PROCUREMENT DATA SYSTEM
FEDERAL PROCUREMENT DOLLARS FOR LOUISIANA
 Fiscal Year 1994 to Date

Population 4,219,973
 Per Capita Procurement \$694

Total Procurement By Place of Performance \$2,928,979,000
 Rank Per Capita 23 Last Year 24

TOP FIVE COUNTIES					
NAME OF COUNTY	CIVILIAN AGENCIES		DEPARTMENT OF DEFENSE		TOTAL (000)
	SMALL DIS-ADVANTAGED (000)	OTHER (000)	SMALL DIS-ADVANTAGED (000)	OTHER (000)	
1. ORLEANS	9,309	356,869	26,348	1,106,889	1,499,415
2. EAST BATON ROUG	3,716	12,201	6,508	274,194	296,619
3. JEFFERSON	7,494	225,940	2,128	14,961	250,523
4. CALCASIEU	0	28,545	97,058	12,273	137,876
5. ST. LANDRY	41	17	0	116,486	116,544

TOP FIVE AGENCIES WITH PLACE OF PERFORMANCE IN THIS STATE (000)	
1. DEPARTMENT OF DEFENSE	2,142,171
2. NATIONAL AERONAUTICS AND SPACE ADMINISTRATION	272,049
3. DEPARTMENT OF AGRICULTURE	209,345
4. DEPARTMENT OF ENERGY	191,434
5. GENERAL SERVICES ADMINISTRATION	34,042

TOP FIVE CONTRACTING OFFICES LOCATED IN THIS STATE (000)	
1 ENERGY, STRATEGIC PETRO RESV, NEW ORLEANS	207,023
2 ARMY, ENGINEER DISTRICT NEW ORLEANS	154,716
3 TRANSPORTATION, MARITIME ADMIN, NEW ORLEANS	72,252
4 NAVY, SHIPBUILDING CONVERS, NEW ORLEANS	38,877
5 ARMY, DIRECTORATE OF CONTRACTING, FORT POLK	33,032

TYPE OF PRODUCT OR SERVICE	SMALL BUSINESS (000)	LARGE BUSINESS (000)	STATE & LOCAL GOV'T (000)	NON-PROFIT & OTHER (000)	TOTAL (000)
R & D	3,176	9,732	847	2,290	16,045
Construction	141,710	252,432	0	48	394,190
Supplies & Equipment	311,386	1,648,167	75	29,521	1,989,149
Services	99,875	414,120	2,172	13,428	529,595
TOTAL	556,147	2,324,451	3,094	45,287	2,928,979

TOP CONTRACTORS PERFORMING IN THIS STATE			
CIVILIAN AGENCIES CONTRACTORS	DOLLARS (000)	DEPARTMENT OF DEFENSE CONTRACTORS	DOLLARS (000)
1. MARTIN MARIETTA CORPORATION	263,702	1. AVONDALE INDUSTRIES INC	900,487
2. MC DERMOTT INTERNATIONAL INC	176,409	2. EXXON CORPORATION	244,649
3. AMERICAN VEGETABLE OIL INC	51,556	3. SALOMON INC	116,348
4. CONTINENTAL GRAIN COMPANY	41,912	4. GOLD LINE REFINING LTD	96,980
5. SUPREME RICE MILL INC	22,681	5. SHORE MANAGEMENT INC	50,230
6. PEAVEY INTERNATIONAL INC	22,611	6. PLACID OIL COMPANY	38,981
7. FARMERS' RICE COOPERATIVE	13,217	7. JOHNSON AL CONSTRUCTION CO	36,215
8. YEATES & YEATES ARCHITECTS	9,541	8. PERINI CORPORATION	29,366
9. COMPUTER SCIENCES CORPORATION	8,106	9. TRINITY INDUSTRIES INC	28,526
10. OCEAN TECHNICAL SERVICES INC	7,732	10. INTERNATIONAL SHIPHOLDING CORP	27,258

FEDERAL PROCUREMENT DATA SYSTEM
FEDERAL PROCUREMENT DOLLARS FOR MAINE
 Fiscal Year 1994 to Date

Population 1,227,928
 Per Capita Procurement \$797

Total Procurement By Place of Performance \$978,290,000
 Rank Per Capita 15 Last Year 10

TOP FIVE COUNTIES					
NAME OF COUNTY	CIVILIAN AGENCIES		DEPARTMENT OF DEFENSE		TOTAL (000)
	SMALL DIS-ADVANTAGED (000)	OTHER (000)	SMALL DIS-ADVANTAGED (000)	OTHER (000)	
1. SAGadahoc	0	62	0	801,105	801,167
2. YORK	642	1,639	44	34,145	36,470
3. CUMBERLAND	125	19,356	2,846	10,816	33,143
4. AROOSTOOK	0	5,322	992	24,105	30,419
5. PENOBSCOT	26	8,828	258	17,924	27,036
TOP FIVE AGENCIES WITH PLACE OF PERFORMANCE IN THIS STATE (000)					
1. DEPARTMENT OF DEFENSE					923,922
2. GENERAL SERVICES ADMINISTRATION					16,704
3. DEPARTMENT OF THE INTERIOR					7,050
4. DEPARTMENT OF AGRICULTURE					6,172
5. DEPARTMENT OF TRANSPORTATION					4,731
TOP FIVE CONTRACTING OFFICES LOCATED IN THIS STATE (000)					
1 NAVY, SHIPBUILDING CONVERS, BATH					50,093
2 ARMY, USPFO FOR MAINE, AUGUSTA					12,118
3 USAF, 42 CONS/CC, LORING AFB					3,590
4 VA MEDICAL CENTER, TOGUS					1,836
5 GENERAL SVCS ADMIN, PUBLIC BLDG SVCS, AUGUSTA					647
TYPE OF PRODUCT OR SERVICE	SMALL BUSINESS (000)	LARGE BUSINESS (000)	STATE & LOCAL GOV'T (000)	NON-PROFIT & OTHER (000)	TOTAL (000)
R & D	8,095	1,385	934	377	10,791
Construction	16,840	39,629	0	0	56,469
Supplies & Equipment	30,599	814,025	21	4,247	848,892
Services	10,060	41,019	5,984	5,075	62,138
TOTAL	65,594	896,058	6,939	9,699	978,290
TOP CONTRACTORS PERFORMING IN THIS STATE					
CIVILIAN AGENCIES CONTRACTORS	DOLLARS (000)	DEPARTMENT OF DEFENSE CONTRACTORS		DOLLARS (000)	
1. GRANGER MANAGEMENT CORPORATION	9,107	1. FULCRUM II LIMITED PARTNERSHIP		797,629	
2. TRAINING & DEVELOPMENT CORP	4,353	2. SACO DEFENSE INC		25,137	
3. HAGUE INTERNATIONAL	3,958	3. CREATIVE APPAREL ASSOCIATES		20,655	
4. MCCAIN FOODS LIMITED	2,716	4. RAZEL USA INC		10,994	
5. INTERNATIONAL PAPER COMPANY	1,789	5. HENSEL PHELPS CONSTRUCTION CO		9,892	
6. IDEXX LABORATORIES INC	1,665	6. DUCHOSSOIS INDUSTRIES INC		4,434	
7. PENOBSCOT IND NTN TRBL CNCL	1,588	7. MARTIN MARIETTA CORPORATION		3,770	
8. LANE INDUSTRIES INCORPORATED	1,502	8. JACOBS ENGINEERING GROUP INC		3,258	
9. PLEASANT PT INDIAN RESERVATION	1,287	9. MC MULLEN GROUP		2,800	
10. BRAGG LUMBER COMPANY LIMITED	1,232	10. OGDEN CORPORATION		2,710	

FEDERAL PROCUREMENT DATA SYSTEM
FEDERAL PROCUREMENT DOLLARS FOR MARYLAND
 Fiscal Year 1994 to Date

Population 4,781,468
 Per Capita Procurement \$1,682

Total Procurement By Place of Performance \$8,042,913,000
 Rank Per Capita 5 Last Year 5

TOP FIVE COUNTIES					
NAME OF COUNTY	CIVILIAN AGENCIES		DEPARTMENT OF DEFENSE		TOTAL (000)
	SMALL DIS- ADVANTAGED (000)	OTHER (000)	SMALL DIS- ADVANTAGED (000)	OTHER (000)	
1. MONTGOMERY	202,483	1,306,376	161,990	1,074,225	2,745,074
2. PRINCE GEORGE'S	248,878	1,357,204	167,127	707,306	2,480,515
3. BALTIMORE (CITY)	34,014	260,674	13,526	593,974	902,188
4. ANNE ARUNDEL	7,888	139,396	26,015	355,886	529,185
5. HARFORD	40	1,534	20,912	328,384	350,870
TOP FIVE AGENCIES WITH PLACE OF PERFORMANCE IN THIS STATE (000)					
1. DEPARTMENT OF DEFENSE					4,196,742
2. NATIONAL AERONAUTICS AND SPACE ADMINISTRATION					1,087,258
3. DEPARTMENT OF TRANSPORTATION					580,562
4. DEPARTMENT OF HEALTH AND HUMAN SERVICES					467,821
5. GENERAL SERVICES ADMINISTRATION					423,771
TOP FIVE CONTRACTING OFFICES LOCATED IN THIS STATE (000)					
1 NASA, GODDARD SPACE CENTER, GREENBELT					1,936,838
2 ARMY, ENGINEER DISTRICT BALTIMORE					610,780
3 NAVY, NAVAL AVIATION DEPOT OPS, PATUXENT RIVER					461,919
4 ARMY, ABERDEEN PROVING GROUND					235,558
5 HHS, NATL INSTITUTE FOR HEALTH, BETHESDA					222,874
TYPE OF PRODUCT OR SERVICE	SMALL BUSINESS (000)	LARGE BUSINESS (000)	STATE & LOCAL GOV'T (000)	NON- PROFIT & OTHER (000)	TOTAL (000)
R & D	216,411	670,767	12,979	556,923	1,457,080
Construction	254,066	557,110	-420	2,738	813,494
Supplies & Equipment	455,923	1,381,871	668	278,135	2,116,597
Services	1,147,506	2,375,263	14,526	118,447	3,655,742
TOTAL	2,073,906	4,985,011	28,173	956,243	8,042,913
TOP CONTRACTORS PERFORMING IN THIS STATE					
CIVILIAN AGENCIES CONTRACTORS	DOLLARS (000)	DEPARTMENT OF DEFENSE CONTRACTORS		DOLLARS (000)	
1. INTERNATIONAL BUS MCHS CORP	386,801	1. WESTINGHOUSE ELECTRIC CORP		579,828	
2. ALLIEDSIGNAL INC	228,625	2. JOHNS HOPKINS UNIVERSITY		442,281	
3. COMPUTER SCIENCES CORPORATION	208,352	3. TRACOR INC		198,070	
4. B P T PROPERTIES L P	139,225	4. INTERNATIONAL BUS MCHS CORP		187,394	
5. WESTINGHOUSE ELECTRIC CORP	99,668	5. MARTIN MARIETTA CORPORATION		151,061	
6. COMPUTER DATA SYSTEMS INC	83,283	6. GTE CORPORATION		106,719	
7. MARTIN MARIETTA CORPORATION	79,169	7. ALLIEDSIGNAL INC		75,744	
8. FEDERAL DATA CORPORATION	73,216	8. SKH HOLDINGS INC		62,200	
9. AMERICAN TELEPHONE & TELG CO	71,701	9. UNITED INDUSTRIAL CORPORATION		60,743	
10. GENERAL MOTORS CORPORATION	61,421	10. CALIFORNIA MICROWAVE INC		54,503	

FEDERAL PROCUREMENT DATA SYSTEM
FEDERAL PROCUREMENT DOLLARS FOR MASSACHUSETTS
 Fiscal Year 1994 to Date

Population 6,016,425 Total Procurement By Place of Performance \$6,339,926,000
 Per Capita Procurement \$1,054 Rank Per Capita 8 Last Year 8

TOP FIVE COUNTIES					
NAME OF COUNTY	CIVILIAN AGENCIES		DEPARTMENT OF DEFENSE		TOTAL (000)
	SMALL DIS- ADVANTAGED (000)	OTHER (000)	SMALL DIS- ADVANTAGED (000)	OTHER (000)	
1. MIDDLESEX	27,411	644,974	117,532	2,994,451	3,784,368
2. ESSEX	137	27,709	576	1,233,813	1,262,235
3. SUFFOLK	10,307	287,958	6,849	59,748	364,862
4. BERKSHIRE	111	71,260	0	202,755	274,126
5. NORFOLK	586	39,403	5,320	176,379	221,688
TOP FIVE AGENCIES WITH PLACE OF PERFORMANCE IN THIS STATE (000)					
1. DEPARTMENT OF DEFENSE					5,118,209
2. DEPARTMENT OF TRANSPORTATION					340,453
3. GENERAL SERVICES ADMINISTRATION					238,980
4. DEPARTMENT OF THE TREASURY					116,662
5. NATIONAL AERONAUTICS AND SPACE ADMINISTRATION					103,778
TOP FIVE CONTRACTING OFFICES LOCATED IN THIS STATE (000)					
1 USAF, ESC/PKX, HANSCOM AFB					728,883
2 USAF, ESC/JSK, HANSCOM AFB					715,831
3 USAF, ESC/TWK, HANSCOM AFB					316,167
4 USAF, ESC/SRK, HANSCOM AFB					286,842
5 TRANSPORTATION, RSCH & SPECIAL PRGMS, CAMBRIDGE					155,843
TYPE OF PRODUCT OR SERVICE	SMALL BUSINESS (000)	LARGE BUSINESS (000)	STATE & LOCAL GOV'T (000)	NON- PROFIT & OTHER (000)	TOTAL (000)
R & D	226,299	1,076,449	3,531	850,016	2,156,295
Construction	85,771	224,011	0	0	309,782
Supplies & Equipment	196,355	1,767,394	390	477,640	2,441,779
Services	245,098	975,603	3,445	207,924	1,432,070
TOTAL	753,523	4,043,457	7,366	1,535,580	6,339,926
TOP CONTRACTORS PERFORMING IN THIS STATE					
CIVILIAN AGENCIES CONTRACTORS	DOLLARS (000)	DEPARTMENT OF DEFENSE CONTRACTORS	DOLLARS (000)		
1. RAYTHEON COMPANY	192,661	1. RAYTHEON COMPANY	1,901,970		
2. CLARK ENTERPRISES INC	153,883	2. GENERAL ELECTRIC COMPANY	903,627		
3. CRANE & CO INC	69,574	3. MASSACHUSETTS INST OF TECH	318,601		
4. MASSACHUSETTS INST OF TECH	49,750	4. GTE CORPORATION	256,584		
5. ABT ASSOCIATES INC	49,192	5. MITRE CORPORATION	228,600		
6. UNISYS CORPORATION	40,373	6. DRAPER CHARLES STARK LAB INC	182,815		
7. EG&G INC	32,889	7. TEXTRON INC	126,802		
8. SNOW JOHN INCORPORATED	23,336	8. BOLT BERANEK AND NEWMAN INC	55,289		
9. GENERAL DYNAMICS CORPORATION	20,612	9. PRIMARK CORPORATION	38,755		
10. STONE & WEBSTER INCORPORATED	14,373	10. LORAL CORPORATION	37,940		

FEDERAL PROCUREMENT DATA SYSTEM
FEDERAL PROCUREMENT DOLLARS FOR MICHIGAN
 Fiscal Year 1994 to Date

Population 9,295,297
 Per Capita Procurement \$232

Total Procurement By Place of Performance \$2,157,377,000
 Rank Per Capita 43 Last Year 47

TOP FIVE COUNTIES					
NAME OF COUNTY	CIVILIAN AGENCIES		DEPARTMENT OF DEFENSE		TOTAL (000)
	SMALL DIS- ADVANTAGED (000)	OTHER (000)	SMALL DIS- ADVANTAGED (000)	OTHER (000)	
1. MACOMB	44	139,347	9,533	780,001	928,925
2. OAKLAND	2,379	67,410	4,330	110,838	184,957
3. WAYNE	7,261	113,580	1,223	58,571	180,635
4. BERRIEN	0	8,209	153	136,552	144,914
5. WASHTENAW	2,595	26,725	142	86,404	115,866
TOP FIVE AGENCIES WITH PLACE OF PERFORMANCE IN THIS STATE (000)					
1. DEPARTMENT OF DEFENSE					1,603,173
2. GENERAL SERVICES ADMINISTRATION					293,543
3. DEPARTMENT OF VETERANS AFFAIRS					58,683
4. DEPARTMENT OF AGRICULTURE					46,065
5. DEPARTMENT OF HEALTH AND HUMAN SERVICES					36,689
TOP FIVE CONTRACTING OFFICES LOCATED IN THIS STATE (000)					
1 ARMY, TANK-AUTOMOTIVE CMD, WARREN					2,973,791
2 DOD, DEF LOGISTICS AGENCY, BATTLE CREEK					64,545
3 ARMY, ENGINEER DISTRICT DETROIT (CIVIL)					27,540
4 ARMY, USPFO FOR MICHIGAN, LANSING					13,545
5 VA MEDICAL CENTER, ANN ARBOR					7,448
TYPE OF PRODUCT OR SERVICE	SMALL BUSINESS (000)	LARGE BUSINESS (000)	STATE & LOCAL GOV'T (000)	NON- PROFIT & OTHER (000)	TOTAL (000)
R & D	22,384	114,410	19,773	29,123	185,690
Construction	44,125	74,508	295	0	118,928
Supplies & Equipment	157,912	980,222	133	357,840	1,496,107
Services	104,091	152,290	10,938	89,333	356,652
TOTAL	328,512	1,321,430	31,139	476,296	2,157,377
TOP CONTRACTORS PERFORMING IN THIS STATE					
CIVILIAN AGENCIES CONTRACTORS	DOLLARS (000)	DEPARTMENT OF DEFENSE CONTRACTORS	DOLLARS (000)		
1. GENERAL MOTORS CORPORATION	149,896	1. GENERAL DYNAMICS CORPORATION	836,128		
2. FORD MOTOR COMPANY	49,084	2. BULL (COMPAGNIE DES MACHINES)	135,299		
3. DE MARIA BUILDING COMPANY INC	34,452	3. SMITHS INDUSTRIES PLC	38,740		
4. MORTENSON M A COMPANIES	21,370	4. AMERICAN INTERNATIONAL AIRWAYS	34,124		
5. UNIVERSITY OF MICHIGAN	15,105	5. AAR CORP	33,556		
6. WESTINGHOUSE ELECTRIC CORP	11,711	6. TELEDYNE INC	29,761		
7. CHERRY CENTRAL COOPERATIVE	9,953	7. WILLIAMS INTERNATIONAL CORP	27,421		
8. TURNER CORPORATION	9,502	8. RENCO GROUP	22,037		
9. HEALTH MANAGEMENT SYSTEMS INC	7,135	9. ABEX INC	21,507		
10. MILLER HERMAN INC	6,371	10. PENSKE CORPORATION	20,947		

FEDERAL PROCUREMENT DATA SYSTEM
FEDERAL PROCUREMENT DOLLARS FOR MINNESOTA
 Fiscal Year 1994 to Date

Population 4,375,099
 Per Capita Procurement \$371

Total Procurement By Place of Performance \$1,622,428,000
 Rank Per Capita 30 Last Year 27

TOP FIVE COUNTIES					
NAME OF COUNTY	CIVILIAN AGENCIES		DEPARTMENT OF DEFENSE		TOTAL (000)
	SMALL DIS- ADVANTAGED (000)	OTHER (000)	SMALL DIS- ADVANTAGED (000)	OTHER (000)	
1. HENNEPIN	5,940	241,560	4,636	783,600	1,035,736
2. RAMSEY	645	85,667	510	206,876	293,698
3. MAHNOMEN	0	4	0	30,424	30,428
4. OLMSTED	164	4,677	0	24,501	29,342
5. WABASHA	0	27,977	0	656	28,633
TOP FIVE AGENCIES WITH PLACE OF PERFORMANCE IN THIS STATE (000)					
1. DEPARTMENT OF DEFENSE					1,132,721
2. GENERAL SERVICES ADMINISTRATION					138,361
3. DEPARTMENT OF AGRICULTURE					104,389
4. DEPARTMENT OF TRANSPORTATION					74,466
5. DEPARTMENT OF JUSTICE					62,884
TOP FIVE CONTRACTING OFFICES LOCATED IN THIS STATE (000)					
1 ARMY, ENGINEER DISTRICT ST PAUL (CIVIL)					69,010
2 HHS, PUBLIC HEALTH SERVICE, BEMIDJI					34,140
3 VA MEDICAL CENTER, ST PAUL					22,374
4 AGRICULTURE, ANIMAL & PLANT HLTH INSP, MINNEAPOLIS					21,600
5 JUSTICE, FEDERAL PRISON SYSTEM, DULUTH					10,961
TYPE OF PRODUCT OR SERVICE	SMALL BUSINESS (000)	LARGE BUSINESS (000)	STATE & LOCAL GOV'T (000)	NON- PROFIT & OTHER (000)	TOTAL (000)
R & D	9,335	136,224	9,337	20,634	175,530
Construction	24,278	133,564	1,289	0	159,131
Supplies & Equipment	68,738	885,867	130	69,223	1,023,958
Services	26,241	213,765	15,774	8,029	263,809
TOTAL	128,592	1,369,420	26,530	97,886	1,622,428
TOP CONTRACTORS PERFORMING IN THIS STATE					
CIVILIAN AGENCIES CONTRACTORS	DOLLARS (000)	DEPARTMENT OF DEFENSE CONTRACTORS	DOLLARS (000)		
1. B P T PROPERTIES L P	91,551	1. GILES ALEXANDER	220,141		
2. UNISYS CORPORATION	58,805	2. ALLIANT TECHSYSTEMS INC	166,600		
3. GENERAL SECURITY SERVICES CORP	47,966	3. UNISYS CORPORATION	123,661		
4. LAKESIDE FOODS INC	22,891	4. CERIDIAN CORPORATION	114,771		
5. GFI AMERICA INC	16,920	5. FMC CORPORATION	113,305		
6. ALCO STANDARD CORPORATION	15,694	6. HONEYWELL INC	62,282		
7. NATIONAL MARROW DONOR PROGRAM	10,971	7. KOCH INDUSTRIES INC	30,424		
8. CONAGRA INC	10,470	8. MINNESOTA MINING & MFG CO	27,430		
9. BONGARDS CREAMERIES INC	9,853	9. CONTROL DATA SYSTEMS INC	24,562		
10. CRAY RESEARCH INC	9,845	10. GENERAL MILLS INC	24,362		

FEDERAL PROCUREMENT DATA SYSTEM
FEDERAL PROCUREMENT DOLLARS FOR MISSISSIPPI
 Fiscal Year 1994 to Date

Population 2,573,215
 Per Capita Procurement \$870

Total Procurement By Place of Performance \$2,237,912,000
 Rank Per Capita 11 Last Year 17

TOP FIVE COUNTIES					
NAME OF COUNTY	CIVILIAN AGENCIES		DEPARTMENT OF DEFENSE		TOTAL (000)
	SMALL DIS- ADVANTAGED (000)	OTHER (000)	SMALL DIS- ADVANTAGED (000)	OTHER (000)	
1. JACKSON	93	1,713	2,868	1,219,071	1,223,745
2. MADISON	11	10,910	122	151,612	162,655
3. HARRISON	3,096	5,466	28,015	121,216	157,793
4. TISHOMINGO	3	87,755	75	54,528	142,361
5. HANCOCK	7,881	100,809	1,322	9,632	119,644
TOP FIVE AGENCIES WITH PLACE OF PERFORMANCE IN THIS STATE (000)					
1. DEPARTMENT OF DEFENSE					1,856,440
2. NATIONAL AERONAUTICS AND SPACE ADMINISTRATION					192,769
3. DEPARTMENT OF JUSTICE					60,440
4. DEPARTMENT OF AGRICULTURE					32,004
5. GENERAL SERVICES ADMINISTRATION					24,950
TOP FIVE CONTRACTING OFFICES LOCATED IN THIS STATE (000)					
1 ARMY, ENGINEER DISTRICT VICKSBURG (CIVIL)					206,812
2 NAVY, SHIPBUILDING CONVER, PASCAGOULA					123,145
3 NASA, STENNIS SPACE CENTER					112,517
4 USAF, 81 CONS/LGC, KEESLER AFB					48,380
5 NAVY, NAVAL RESEARCH CENTER, STENNIS					29,223
TYPE OF PRODUCT OR SERVICE	SMALL BUSINESS (000)	LARGE BUSINESS (000)	STATE & LOCAL GOV'T (000)	NON- PROFIT & OTHER (000)	TOTAL (000)
R & D	6,262	11,348	3,976	2,492	24,078
Construction	119,655	100,583	1	0	220,239
Supplies & Equipment	108,612	1,400,772	158	4,070	1,513,612
Services	70,992	386,037	12,668	10,286	479,983
TOTAL	305,521	1,898,740	16,803	16,848	2,237,912
TOP CONTRACTORS PERFORMING IN THIS STATE					
CIVILIAN AGENCIES CONTRACTORS	DOLLARS (000)	DEPARTMENT OF DEFENSE CONTRACTORS		DOLLARS (000)	
1. LOCKHEED CORPORATION	94,278	1. LITTON INDUSTRIES INC	1,190,194		
2. PAN AM WORLD SERVICES INC	47,559	2. RAYTHEON COMPANY	168,168		
3. DUNN INVESTMENT COMPANY	46,935	3. TRINITY INDUSTRIES INC	80,334		
4. SVERDRUP CORPORATION	21,497	4. GENERAL MOTORS CORPORATION	39,870		
5. ROCKWELL INTERNATIONAL CORP	13,636	5. BARRETT REFINING CORPORATION	38,358		
6. STANDEX INTERNATIONAL CORP	11,295	6. GOLDEN MANUFACTURING CO INC	34,277		
7. DEMENT CONSTRUCTION COMPANY	9,991	7. NATIONAL APPAREL INC	19,442		
8. RES-CARE INC	9,494	8. HOLLANDSCHE BETON GROEP NV	8,750		
9. SYSTEMS & APPLIED SCI CORP	8,314	9. ASHLAND OIL INC	8,109		
10. COMPUTER DATA SYSTEMS INC	6,714	10. R & D MAINTENANCE SERVICES	7,418		

FEDERAL PROCUREMENT DATA SYSTEM
FEDERAL PROCUREMENT DOLLARS FOR MISSOURI
 Fiscal Year 1994 to Date

Population 5,117,073
 Per Capita Procurement \$1,414

Total Procurement By Place of Performance \$7,237,883,000
 Rank Per Capita 6 Last Year 6

TOP FIVE COUNTIES					
NAME OF COUNTY	CIVILIAN AGENCIES		DEPARTMENT OF DEFENSE		TOTAL (000)
	SMALL DIS- ADVANTAGED (000)	OTHER (000)	SMALL DIS- ADVANTAGED (000)	OTHER (000)	
1. ST. LOUIS (CITY)	19,453	76,414	19,084	5,677,535	5,792,486
2. CLAY	9,074	761,232	1,275	32,850	804,431
3. JACKSON	334	512	80	104,156	105,082
4. ST. CHARLES	1,591	72,813	195	6,506	81,105
5. ST. LOUIS	1,008	31,413	6,418	34,980	73,819
TOP FIVE AGENCIES WITH PLACE OF PERFORMANCE IN THIS STATE (000)					
1. DEPARTMENT OF DEFENSE					6,146,448
2. DEPARTMENT OF ENERGY					443,242
3. GENERAL SERVICES ADMINISTRATION					322,533
4. DEPARTMENT OF AGRICULTURE					129,148
5. DEPARTMENT OF TRANSPORTATION					54,434
TOP FIVE CONTRACTING OFFICES LOCATED IN THIS STATE (000)					
1 ARMY, AVIATION AND TROOP CMD, ST LOUIS					2,164,639
2 AGRICULTURE, STABILIZ & CONSER SVC, KANSAS CITY					628,213
3 AGRICULTURE, STABILIZ & CONSER SVC, KANSAS CITY					394,588
4 ARMY, ENGINEER DISTRICT KANSAS CITY					197,754
5 ARMY, AVIATION AND TROOP CMD, ST LOUIS					168,775
TYPE OF PRODUCT OR SERVICE	SMALL BUSINESS (000)	LARGE BUSINESS (000)	STATE & LOCAL GOV'T (000)	NON- PROFIT & OTHER (000)	TOTAL (000)
R & D	3,505	1,365,620	1,239	10,731	1,381,095
Construction	159,326	105,238	23	13,297	277,884
Supplies & Equipment	126,731	2,487,016	79	1,494,805	4,108,631
Services	111,966	1,167,639	6,200	184,468	1,470,273
TOTAL	401,528	5,125,513	7,541	1,703,301	7,237,883
TOP CONTRACTORS PERFORMING IN THIS STATE					
CIVILIAN AGENCIES CONTRACTORS	DOLLARS (000)	DEPARTMENT OF DEFENSE CONTRACTORS		DOLLARS (000)	
1. ALLIEDSIGNAL INC	363,782	1. MCDONNELL DOUGLAS CORPORATION		5,384,762	
2. SPRINT CORPORATION	203,532	2. OLIN CORPORATION		95,292	
3. MORRISON KNUDSEN CORP DEL CORP	72,358	3. ESCO CORPORATION		79,336	
4. INTERNATIONAL BUS MCHS CORP	39,099	4. ALLIEDSIGNAL INC		48,001	
5. THOMSON SA	33,785	5. ENGINEERED SUPPORT SYSTEMS		47,115	
6. MORSE DIESEL INT	21,466	6. LOCKHEED CORPORATION		31,311	
7. MINACT INC	20,969	7. MORTENSON M A COMPANIES		25,721	
8. SERVICE PACKING COMPANY	15,871	8. MCI COMMUNICATIONS CORP		16,488	
9. WALTON CONSTRUCTION CO INC	10,572	9. SABRELINER CORPORATION		13,232	
10. HUDSON FOODS INC	9,408	10. ITT CORPORATION		9,810	

FEDERAL PROCUREMENT DATA SYSTEM
FEDERAL PROCUREMENT DOLLARS FOR MONTANA
 Fiscal Year 1994 to Date

Population 799,065

Total Procurement By Place of Performance \$177,416,000

Per Capita Procurement \$222

Rank Per Capita 46

Last Year 40

TOP FIVE COUNTIES					
NAME OF COUNTY	CIVILIAN AGENCIES		DEPARTMENT OF DEFENSE		TOTAL (000)
	SMALL DIS-ADVANTAGED (000)	OTHER (000)	SMALL DIS-ADVANTAGED (000)	OTHER (000)	
1. CASCADE	0	4,859	1,934	39,688	46,481
2. SILVER BOW	0	16,061	0	317	16,378
3. FLATHEAD	2,400	12,807	0	991	16,198
4. LEWIS AND CLARK	3,278	5,973	406	4,258	13,915
5. RAVALLI	325	12,335	0	0	12,660

TOP FIVE AGENCIES WITH PLACE OF PERFORMANCE IN THIS STATE (000)	
1. DEPARTMENT OF DEFENSE	63,384
2. DEPARTMENT OF AGRICULTURE	30,108
3. DEPARTMENT OF THE INTERIOR	24,812
4. DEPARTMENT OF ENERGY	15,967
5. DEPARTMENT OF TRANSPORTATION	15,166

TOP FIVE CONTRACTING OFFICES LOCATED IN THIS STATE (000)	
1 INTERIOR, BUR OF RECLAMATION, BILLINGS	43,115
2 USAF, 43 CONS/LGCW, MALMSTROM AFB	9,610
3 USAF, 301 CONS/LGC, MALMSTROM AFB	9,184
4 AGRICULTURE, FOREST SERVICE, LIBBY	8,823
5 ARMY, USPFO FOR MONTANA, HELENA	8,650

TYPE OF PRODUCT OR SERVICE	SMALL BUSINESS (000)	LARGE BUSINESS (000)	STATE & LOCAL GOV'T (000)	NON-PROFIT & OTHER (000)	TOTAL (000)
R & D	14,598	0	-108	0	14,490
Construction	54,235	19,320	194	474	74,223
Supplies & Equipment	21,905	3,310	164	508	25,887
Services	37,380	12,007	9,969	3,460	62,816
TOTAL	128,118	34,637	10,327	4,442	177,416

TOP CONTRACTORS PERFORMING IN THIS STATE			
CIVILIAN AGENCIES CONTRACTORS	DOLLARS (000)	DEPARTMENT OF DEFENSE CONTRACTORS	DOLLARS (000)
1. MONTANA ENERGY RES & DEV INST	13,902	1. GLW ENTERPRISES INC	8,793
2. DIX CORPORATION	8,750	2. TRUCHOT CONSTRUCTION CO INC	5,222
3. MORGEN & OSWOOD CNSTR CO	5,451	3. TECHNICAL & MGT SVCS CORP	4,098
4. CONFEDRTED SLISH KRNAI TRIBES	4,495	4. MORGEN & OSWOOD CNSTR CO	2,954
5. KONITZ CONTRACTING INC	3,979	5. MONTANA POWER COMPANY INC	2,767
6. LADD ROY E INC	3,696	6. SWANK ENTERPRISES	2,758
7. GREENWAY ENTERPRISES INC	2,718	7. CONFEDRTED SLISH KRNAI TRIBES	2,037
8. BLACKFEET HEALTH BOARD	2,268	8. TALCOTT JAMES CONSTRUCTION	1,725
9. SLETTEN INC	2,126	9. FRONTIER WEST INC	1,544
10. TECTUM CORPORATION	1,750	10. ENERGY WEST INCORPORATED	1,473

FEDERAL PROCUREMENT DATA SYSTEM
FEDERAL PROCUREMENT DOLLARS FOR NEBRASKA
 Fiscal Year 1994 to Date

Population 1,578,385
 Per Capita Procurement \$316

Total Procurement By Place of Performance \$499,103,000
 Rank Per Capita 35 Last Year 36

TOP FIVE COUNTIES					
NAME OF COUNTY	CIVILIAN AGENCIES		DEPARTMENT OF DEFENSE		TOTAL (000)
	SMALL DIS- ADVANTAGED (000)	OTHER (000)	SMALL DIS- ADVANTAGED (000)	OTHER (000)	
1. SARPY	0	181	9,508	149,395	159,084
2. DOUGLAS	338	92,388	2,403	41,271	136,400
3. SALINE	0	37,570	0	0	37,570
4. LANCASTER	103	11,346	1,308	24,478	37,235
5. THURSTON	0	799	34	30,454	31,287
TOP FIVE AGENCIES WITH PLACE OF PERFORMANCE IN THIS STATE (000)					
1. DEPARTMENT OF DEFENSE					310,958
2. DEPARTMENT OF AGRICULTURE					120,136
3. DEPARTMENT OF THE INTERIOR					22,890
4. GENERAL SERVICES ADMINISTRATION					21,101
5. TENNESSEE VALLEY AUTHORITY					6,998
TOP FIVE CONTRACTING OFFICES LOCATED IN THIS STATE (000)					
1 ARMY, ENGINEER DISTRICT OMAHA					286,853
2 ARMY, ENGINEER DISTRICT OMAHA (CIVIL)					204,948
3 USAF, 3908 CONS/CC, OFFUTT AFB					85,290
4 USAF, 55 CONS/CC, OFFUTT AFB					37,549
5 ARMY, USPFO FOR NEBRASKA, LINCOLN					16,614
TYPE OF PRODUCT OR SERVICE	SMALL BUSINESS (000)	LARGE BUSINESS (000)	STATE & LOCAL GOV'T (000)	NON- PROFIT & OTHER (000)	TOTAL (000)
R & D	441	6,767	216	1,286	8,710
Construction	42,527	31,525	0	0	74,052
Supplies & Equipment	106,782	147,870	93	462	255,207
Services	25,613	120,978	3,449	11,094	161,134
TOTAL	175,363	307,140	3,758	12,842	499,103
TOP CONTRACTORS PERFORMING IN THIS STATE					
CIVILIAN AGENCIES CONTRACTORS	DOLLARS (000)	DEPARTMENT OF DEFENSE CONTRACTORS		DOLLARS (000)	
1. BUNGE CORPORATION	37,410	1. GENERAL DYNAMICS CORPORATION	26,834		
2. CONAGRA INC	28,333	2. IBP INC	26,527		
3. AKSARBEN FOODS INC	27,888	3. STERLING IMD INC	19,625		
4. FOUGEROLLE (FINANCIERE SAE)	17,048	4. AKSARBEN FOODS INC	19,112		
5. ATCHLEY FORD INC	7,578	5. NEEDHAM INC	13,584		
6. SMITH H P MOTORS INC	6,252	6. KIEWIT PETER SONS DE CORP	11,537		
7. VALMONT INDUSTRIES INC	5,560	7. OMEGA GROUP INC	11,225		
8. SEABOARD FLOUR CORP	5,125	8. MUTUAL OF OMAHA INSURANCE CO	10,000		
9. KELLEY BEAN CO INC	4,950	9. WOODWARD-CLYDE GROUP INC	9,442		
10. ARCHER DANIELS MIDLAND CO	4,190	10. LUND-ROSS CONSTRUCTORS INC	8,714		

FEDERAL PROCUREMENT DATA SYSTEM
FEDERAL PROCUREMENT DOLLARS FOR NEVADA
 Fiscal Year 1994 to Date

Population 1,201,833
 Per Capita Procurement \$835

Total Procurement By Place of Performance \$1,003,795,000
 Rank Per Capita 13 Last Year 13

TOP FIVE COUNTIES					
NAME OF COUNTY	CIVILIAN AGENCIES		DEPARTMENT OF DEFENSE		TOTAL (000)
	SMALL DIS-ADVANTAGED (000)	OTHER (000)	SMALL DIS-ADVANTAGED (000)	OTHER (000)	
1. CLARK	7,425	644,268	19,508	91,010	762,211
2. WASHOE	297	58,590	24,885	8,739	92,511
3. CHURCHILL	8	1,752	10,927	71,215	83,902
4. MINERAL	0	106	0	34,586	34,692
5. CARSON CITY (CITY)	257	4,309	0	3,589	8,155
TOP FIVE AGENCIES WITH PLACE OF PERFORMANCE IN THIS STATE (000)					
1. DEPARTMENT OF ENERGY					613,010
2. DEPARTMENT OF DEFENSE					273,945
3. GENERAL SERVICES ADMINISTRATION					45,798
4. DEPARTMENT OF THE INTERIOR					31,559
5. ENVIRONMENTAL PROTECTION AGENCY					8,945
TOP FIVE CONTRACTING OFFICES LOCATED IN THIS STATE (000)					
1 ENERGY, NEVADA OPERATIONS OFC, LAS VEGAS					603,276
2 USAF, 554 CONS/CC, NELLIS AFB					79,321
3 INTERIOR, BUR OF RECLAMATION, BOULDER CITY					33,479
4 ARMY, USPFO FOR NEVADA, CARSON CITY					2,629
5 VA MEDICAL CENTER, RENO					2,289
TYPE OF PRODUCT OR SERVICE	SMALL BUSINESS (000)	LARGE BUSINESS (000)	STATE & LOCAL GOV'T (000)	NON-PROFIT & OTHER (000)	TOTAL (000)
R & D	7,535	892	2,145	1,630	12,202
Construction	46,475	108,954	0	0	155,429
Supplies & Equipment	42,552	11,262	28	157	53,999
Services	43,398	718,464	12,283	8,020	782,165
TOTAL	139,960	839,572	14,456	9,807	1,003,795
TOP CONTRACTORS PERFORMING IN THIS STATE					
CIVILIAN AGENCIES CONTRACTORS	DOLLARS (000)	DEPARTMENT OF DEFENSE CONTRACTORS		DOLLARS (000)	
1. EG&G INC	405,183	1. LORAL CORPORATION		43,480	
2. RAYTHEON COMPANY	98,734	2. KAPLA S BARBARA GREENHOUSE		27,350	
3. SCIENCE APPLICATIONS INTL CORP	47,591	3. SIERRA NEVADA CORPORATION		19,266	
4. KAJIMA CORP	31,363	4. INTERMOUNTAIN CONSTRUCTION CO		16,948	
5. WACKENHUT CORPORATION	20,974	5. ACTUS CORP/SUNDT JT VENTURE		16,100	
6. UNIVERSITY & COMMUNITY COLLEGE	15,731	6. LANTHIER R J CO INC		14,994	
7. INTERNATIONAL TECHNOLOGY CORP	15,649	7. DYNACORP		13,343	
8. GREEN HOLDINGS INC	13,175	8. WEST COAST CONTRACTORS OF NEV		8,255	
9. HIGH POWER INC	10,574	9. NEVADA POWER COMPANY		7,933	
10. COMPUTER SCIENCES CORPORATION	7,880	10. F & H CONSTRUCTION CO		6,489	

FEDERAL PROCUREMENT DATA SYSTEM
FEDERAL PROCUREMENT DOLLARS FOR NEW HAMPSHIRE
 Fiscal Year 1994 to Date

Population 1,109,252
 Per Capita Procurement \$399

Total Procurement By Place of Performance \$442,275,000
 Rank Per Capita 29 Last Year 29

TOP FIVE COUNTIES					
NAME OF COUNTY	CIVILIAN AGENCIES		DEPARTMENT OF DEFENSE		TOTAL (000)
	SMALL DIS- ADVANTAGED (000)	OTHER (000)	SMALL DIS- ADVANTAGED (000)	OTHER (000)	
1. HILLSBOROUGH	481	9,612	204	254,882	265,179
2. ROCKINGHAM	958	11,420	1,587	88,675	102,640
3. MERRIMACK	242	32,904	0	2,713	35,859
4. GRAFTON	0	7,727	590	12,526	20,843
5. STRAFFORD	0	4,976	45	1,862	6,883
TOP FIVE AGENCIES WITH PLACE OF PERFORMANCE IN THIS STATE (000)					
1. DEPARTMENT OF DEFENSE					369,039
2. GENERAL SERVICES ADMINISTRATION					41,199
3. NATIONAL AERONAUTICS AND SPACE ADMINISTRATION					9,111
4. DEPARTMENT OF TRANSPORTATION					7,295
5. DEPARTMENT OF EDUCATION					3,167
TOP FIVE CONTRACTING OFFICES LOCATED IN THIS STATE (000)					
1 NAVY, PORTSMOUTH NAVAL SHIPYARD					63,186
2 VA MEDICAL CENTER, MANCHESTER					3,953
3 AGRICULTURE, FOREST SERVICE, LACONIA					714
4 ARMY, COLD RGNS RSCH & ENGR LAB, HANOVER					683
5 ARMY, USPFO FOR NEW HAMPSHIRE, CONCORD					588
TYPE OF PRODUCT OR SERVICE	SMALL BUSINESS (000)	LARGE BUSINESS (000)	STATE & LOCAL GOV'T (000)	NON- PROFIT & OTHER (000)	TOTAL (000)
R & D	13,565	60,011	4,063	172	77,811
Construction	7,743	67,658	0	0	75,401
Supplies & Equipment	16,321	168,260	63	68,238	252,882
Services	12,700	21,446	210	1,825	36,181
TOTAL	50,329	317,375	4,336	70,235	442,275
TOP CONTRACTORS PERFORMING IN THIS STATE					
CIVILIAN AGENCIES CONTRACTORS	DOLLARS (000)	DEPARTMENT OF DEFENSE CONTRACTORS		DOLLARS (000)	
1. BEACON PROPERTIES CORP	29,387	1. LOCKHEED CORPORATION	167,437		
2. NEW HAMPSHIRE UNIVERSITY SYS	3,699	2. SEQUA CORPORATION	65,983		
3. CREARE INC	3,503	3. DIGITAL EQUIPMENT CORPORATION	22,067		
4. NORTH AMERICAN MECHANICAL SVCS	3,418	4. TYCO INTERNATIONAL LTD	14,514		
5. RMC RESEARCH CORP	2,958	5. BECHTEL GROUP INC	14,430		
6. DESIGN CONTEMPO INC	2,809	6. WESTON ROY F INC	10,157		
7. JAMES RIVER CORP VIRGINIA	2,531	7. BCE INC	6,755		
8. SIG SCHWEIZERISCHE INDUSTRIE-G	1,904	8. TIMKEN COMPANY THE	5,361		
9. L AND C ASSOCIATES INC	1,663	9. AIR & WATER TECHNOLOGIES CORP	4,506		
10. B I C PLC	1,275	10. BARLETTA ENGINEERING CORP	4,489		

FEDERAL PROCUREMENT DATA SYSTEM
FEDERAL PROCUREMENT DOLLARS FOR NEW JERSEY
 Fiscal Year 1994 to Date

Population 7,730,188
 Per Capita Procurement \$525

Total Procurement By Place of Performance \$4,058,600,000
 Rank Per Capita 26 Last Year 25

TOP FIVE COUNTIES					
NAME OF COUNTY	CIVILIAN AGENCIES		DEPARTMENT OF DEFENSE		TOTAL (000)
	SMALL DIS-ADVANTAGED (000)	OTHER (000)	SMALL DIS-ADVANTAGED (000)	OTHER (000)	
1. BURLINGTON	1,357	16,662	38,167	795,675	851,861
2. MORRIS	516	7,112	25,184	417,476	450,288
3. MERCER	231	221,855	1,935	183,639	407,660
4. MONMOUTH	855	13,154	57,681	328,936	400,626
5. PASSAIC	2,157	6,391	337	340,310	349,195

TOP FIVE AGENCIES WITH PLACE OF PERFORMANCE IN THIS STATE (000)	
1. DEPARTMENT OF DEFENSE	3,048,933
2. DEPARTMENT OF VETERANS AFFAIRS	226,975
3. NATIONAL AERONAUTICS AND SPACE ADMINISTRATION	206,680
4. DEPARTMENT OF TRANSPORTATION	192,654
5. DEPARTMENT OF ENERGY	132,470

TOP FIVE CONTRACTING OFFICES LOCATED IN THIS STATE (000)	
1 ARMY, COMM & ELECTRONICS CMD, FORT MONMOUTH	2,492,662
2 ARMY, HQ AMCCOM, PICATINNY ARSENAL	695,687
3 NAVY, AIR WARFARE CENTER, LAKEHURST	158,317
4 TRANSPORTATION, FED AVIATION ADMIN, ATLANTIC CITY	104,783
5 ARMY, COMM & ELECTRONICS CMD, FORT MONMOUTH	56,474

TYPE OF PRODUCT OR SERVICE	SMALL BUSINESS (000)	LARGE BUSINESS (000)	STATE & LOCAL GOV'T (000)	NON-PROFIT & OTHER (000)	TOTAL (000)
R & D	90,812	624,848	3,309	144,270	863,239
Construction	152,811	91,892	0	0	244,703
Supplies & Equipment	263,539	931,598	205	89,269	1,284,611
Services	310,009	1,219,006	1,602	135,430	1,666,047
TOTAL	817,171	2,867,344	5,116	368,969	4,058,600

TOP CONTRACTORS PERFORMING IN THIS STATE			
CIVILIAN AGENCIES CONTRACTORS	DOLLARS (000)	DEPARTMENT OF DEFENSE CONTRACTORS	DOLLARS (000)
1. VARIAN ASSOCIATES INC	187,791	1. GENERAL ELECTRIC COMPANY	428,127
2. THOMSON S A	171,073	2. MARTIN MARIETTA CORPORATION	394,293
3. PRINCETON UNIVERSITY	110,868	3. MAERSK INC	180,583
4. MARINE TRANSPORT LINES INC	47,431	4. GENERAL DYNAMICS CORPORATION	122,977
5. CTA INCORPORATED	15,790	5. ASTRONAUTICS CORP OF AMERICA	119,545
6. MARTIN MARIETTA CORPORATION	15,678	6. GENERAL ELECTRIC CO PLC THE	101,014
7. ITT CORPORATION	15,439	7. ITT CORPORATION	69,373
8. RMS TECHNOLOGIES INCORPORATED	15,134	8. COMPUTER SCIENCES CORPORATION	66,352
9. AMERICAN FOREIGN SHIPPING CO	15,056	9. AMERADA HESS CORPORATION	55,270
10. ENGELHARD METALS CORP	13,474	10. ALLIEDSIGNAL INC	55,010

FEDERAL PROCUREMENT DATA SYSTEM
FEDERAL PROCUREMENT DOLLARS FOR NEW MEXICO
 Fiscal Year 1994 to Date

Population 1,515,069

Total Procurement By Place of Performance \$3,551,668,000
 Rank Per Capita 2 Last Year 2

Per Capita Procurement \$2,344

TOP FIVE COUNTIES					
NAME OF COUNTY	CIVILIAN AGENCIES		DEPARTMENT OF DEFENSE		TOTAL (000)
	SMALL DIS- ADVANTAGED (000)	OTHER (000)	SMALL DIS- ADVANTAGED (000)	OTHER (000)	
1. BERNALILLO	43,296	1,528,421	65,429	243,736	1,880,882
2. LOS ALAMOS	1,308	1,080,678	2,043	5,243	1,089,272
3. DONA ANA	3,257	52,253	40,421	88,933	184,864
4. EDDY	644	87,031	0	5,930	93,605
5. OTERO	70	2,069	22,201	54,790	79,130

TOP FIVE AGENCIES WITH PLACE OF PERFORMANCE IN THIS STATE (000)	
1. DEPARTMENT OF ENERGY	2,671,738
2. DEPARTMENT OF DEFENSE	659,563
3. NATIONAL AERONAUTICS AND SPACE ADMINISTRATION	48,474
4. DEPARTMENT OF THE INTERIOR	47,325
5. DEPARTMENT OF HEALTH AND HUMAN SERVICES	23,527

TOP FIVE CONTRACTING OFFICES LOCATED IN THIS STATE (000)	
1 ENERGY, ALBUQUERQUE OPERATIONS OFFICE	3,667,745
2 USAF, PL/PKR R&D CONTRACTS, KIRTLAND AFB	189,895
3 ARMY, ENGINEER DISTRICT ALBUQUERQUE	89,161
4 DOD, DEF EVALUATION SUPPORT, KIRTLAND AFB	84,266
5 ARMY, WHITE SANDS MISSILE RANGE	79,101

TYPE OF PRODUCT OR SERVICE	SMALL BUSINESS (000)	LARGE BUSINESS (000)	STATE & LOCAL GOV'T (000)	NON- PROFIT & OTHER (000)	TOTAL (000)
R & D	65,166	95,573	3,055	13,043	176,837
Construction	143,631	110,635	-5	3,902	258,163
Supplies & Equipment	91,416	52,851	1,688	6,022	151,977
Services	108,900	1,715,199	1,098,209	42,383	2,964,691
TOTAL	409,113	1,974,258	1,102,952	65,350	3,551,668

TOP CONTRACTORS PERFORMING IN THIS STATE			
CIVILIAN AGENCIES CONTRACTORS	DOLLARS (000)	DEPARTMENT OF DEFENSE CONTRACTORS	DOLLARS (000)
1. UNIVERSITY OF CALIFORNIA	1,072,136	1. DYNACORP	70,171
2. WESTINGHOUSE ELECTRIC CORP	82,597	2. HONEYWELL INC	60,626
3. MORRISON-KNUDSEN COMPANY INC	47,726	3. LAGUNA INDUSTRIES INC	35,493
4. ALLIEDSIGNAL INC	22,822	4. EG&G INC	23,011
5. LOCKHEED CORPORATION	18,671	5. MARTIN MARIETTA CORPORATION	15,876
6. ADVANCED SCIENCES INC	16,485	6. NEW MEXICO STATE OF	15,401
7. JACOBS ENGINEERING GROUP INC	15,914	7. CARLYLE PARTNERS LEVERAGED CAP	14,767
8. LOVELACE INSTITUTES THE	14,924	8. HENSEL PHELPS CONSTRUCTION CO	12,427
9. PIERCE ENTERPRISES INC	10,036	9. MORTENSON M A COMPANIES	12,365
10. WACKENHUT CORPORATION	9,182	10. LOGICON INC	12,139

FEDERAL PROCUREMENT DATA SYSTEM
FEDERAL PROCUREMENT DOLLARS FOR NEW YORK
 Fiscal Year 1994 to Date

Population 17,990,455
 Per Capita Procurement \$301

Total Procurement By Place of Performance \$5,422,887,000
 Rank Per Capita 36 Last Year 30

TOP FIVE COUNTIES					
NAME OF COUNTY	CIVILIAN AGENCIES		DEPARTMENT OF DEFENSE		TOTAL (000)
	SMALL DIS-ADVANTAGED (000)	OTHER (000)	SMALL DIS-ADVANTAGED (000)	OTHER (000)	
1. NASSAU	1,359	161,401	4,345	852,103	1,019,208
2. SUFFOLK	3,660	487,976	11,236	378,953	881,825
3. BRONX	29,467	336,900	6,655	301,506	674,528
4. SCHENECTADY	1,963	297,106	1,065	263,384	563,518
5. BROOME	0	3,280	81	343,452	346,813
TOP FIVE AGENCIES WITH PLACE OF PERFORMANCE IN THIS STATE (000)					
1. DEPARTMENT OF DEFENSE					3,574,345
2. DEPARTMENT OF ENERGY					706,304
3. GENERAL SERVICES ADMINISTRATION					264,635
4. DEPARTMENT OF THE TREASURY					164,375
5. DEPARTMENT OF TRANSPORTATION					154,731
TOP FIVE CONTRACTING OFFICES LOCATED IN THIS STATE (000)					
1 ENERGY, SCHENECTADY NAVAL REACTORS OFC					315,990
2 GENERAL SVCS ADMIN, PUB BLDGS SVCS, NEW YORK					297,181
3 ARMY, PROGRAM MANAGER-SANG, NEW YORK					203,032
4 ARMY, EUR CONTRACTING CENTER, NEW YORK					198,565
5 VA MEDICAL CENTER, ALBANY					190,253
TYPE OF PRODUCT OR SERVICE	SMALL BUSINESS (000)	LARGE BUSINESS (000)	STATE & LOCAL GOV'T (000)	NON-PROFIT & OTHER (000)	TOTAL (000)
R & D	65,343	620,754	10,417	50,718	747,232
Construction	132,994	125,211	0	0	258,205
Supplies & Equipment	411,939	1,394,156	282	215,501	2,021,878
Services	293,730	1,592,849	8,967	500,026	2,395,572
TOTAL	904,006	3,732,970	19,666	766,245	5,422,887
TOP CONTRACTORS PERFORMING IN THIS STATE					
CIVILIAN AGENCIES CONTRACTORS	DOLLARS (000)	DEPARTMENT OF DEFENSE CONTRACTORS		DOLLARS (000)	
1. ASSOCIATED UNIVERSITIES INC	401,496	1. NORTHROP GRUMMAN CORPORATION		616,394	
2. UNISYS CORPORATION	108,186	2. LORAL CORPORATION		390,748	
3. MERRILL LYNCH & CO INC	53,153	3. GENERAL ELECTRIC COMPANY		367,927	
4. ARON J & COMPANY	43,753	4. CAE INDUSTRIES LTD		316,720	
5. ECOLOGY & ENVIRONMENT INC	37,068	5. UNISYS CORPORATION		139,955	
6. DYNAMIC DECISIONS INC	33,051	6. EATON CORPORATION		74,719	
7. WESTINGHOUSE ELECTRIC CORP	31,857	7. WESTINGHOUSE ELECTRIC CORP		59,588	
8. LINPRO NEW YORK REALTY INC	21,252	8. TOWER AIR INC		54,987	
9. GREY ADVERTISING INC	20,861	9. YOUNG & RUBICAM INC		53,340	
10. CONSOLIDATED EDISON CO OF NY	20,273	10. STONEBROOK GROUP (DE CORP)		52,625	

FEDERAL PROCUREMENT DATA SYSTEM
FEDERAL PROCUREMENT DOLLARS FOR NORTH CAROLINA
 Fiscal Year 1994 to Date

Population 6,628,637
 Per Capita Procurement \$256

Total Procurement By Place of Performance \$1,697,388,000
 Rank Per Capita 39 Last Year 41

TOP FIVE COUNTIES					
NAME OF COUNTY	CIVILIAN AGENCIES		DEPARTMENT OF DEFENSE		TOTAL (000)
	SMALL DIS- ADVANTAGED (000)	OTHER (000)	SMALL DIS- ADVANTAGED (000)	OTHER (000)	
1. CUMBERLAND	137	19,283	23,264	272,764	315,448
2. GUILFORD	1,750	23,892	4,671	262,028	292,341
3. DURHAM	7,174	227,450	341	23,438	258,403
4. WAKE	647	23,528	298	79,656	104,129
5. CRAVEN	9	1,733	3,570	93,227	98,539
TOP FIVE AGENCIES WITH PLACE OF PERFORMANCE IN THIS STATE (000)					
1. DEPARTMENT OF DEFENSE					1,158,075
2. ENVIRONMENTAL PROTECTION AGENCY					165,311
3. DEPARTMENT OF JUSTICE					91,814
4. DEPARTMENT OF HEALTH AND HUMAN SERVICES					61,802
5. GENERAL SERVICES ADMINISTRATION					39,540
TOP FIVE CONTRACTING OFFICES LOCATED IN THIS STATE (000)					
1 ENVIR PROTECT AGCY, RESEARCH TRIANGLE PARK					260,308
2 ARMY, DIR OF CONTRACTING, FORT BRAGG					125,532
3 ARMY, ENGINEER DISTRICT WILMINGTON (CIVIL)					49,879
4 HHS, NATL INSTI FOR HEALTH, RES TRIANGLE PK					43,681
5 TRANSPORTATION, COAST GUARD, ELIZABETH CITY					41,837
TYPE OF PRODUCT OR SERVICE	SMALL BUSINESS (000)	LARGE BUSINESS (000)	STATE & LOCAL GOV'T (000)	NON- PROFIT & OTHER (000)	TOTAL (000)
R & D	23,145	79,846	11,163	35,313	149,467
Construction	223,439	245,608	304	53	469,404
Supplies & Equipment	122,756	353,089	161	30,018	506,024
Services	133,887	317,437	22,300	98,869	572,493
TOTAL	503,227	995,980	33,928	164,253	1,697,388
TOP CONTRACTORS PERFORMING IN THIS STATE					
CIVILIAN AGENCIES CONTRACTORS	DOLLARS (000)	DEPARTMENT OF DEFENSE CONTRACTORS		DOLLARS (000)	
1. BLAKE CONSTRUCTION CO INC	80,765	1. AMERICAN TELEPHONE & TELG CO		255,262	
2. RESEARCH TRIANGLE INSTITUTE	49,384	2. PIZZAGGALI CONSTRUCTION		67,474	
3. CONCEPT AUTOMATION INC	25,354	3. EXIDE CORPORATION		64,705	
4. BECHTEL GROUP INC	25,062	4. CAROLINA POWER & LIGHT CO		29,791	
5. UNIV OF NORTH CAROLINA	20,715	5. NORTH CAROLINA STATE OF		21,285	
6. MARTIN MARIETTA CORPORATION	20,306	6. REYNOLDS R J CO		21,032	
7. FAMILY HEALTH INTERNATIONAL	19,932	7. SIMMONS D S INC		18,574	
8. BIONOMIC SYSTEMS INC	19,545	8. COOK J W & SONS INC		18,259	
9. PEANUT PROCESSORS INC	15,641	9. DANIS COMPANIES THE		15,435	
10. MASCO CORPORATION	10,562	10. A C S CONSTRUCTION CO OF MISS		14,917	

FEDERAL PROCUREMENT DATA SYSTEM
FEDERAL PROCUREMENT DOLLARS FOR NORTH DAKOTA
 Fiscal Year 1994 to Date

Population 638,800

Per Capita Procurement \$291

Total Procurement By Place of Performance \$186,187,000

Rank Per Capita 37

Last Year 35

TOP FIVE COUNTIES					
NAME OF COUNTY	CIVILIAN AGENCIES		DEPARTMENT OF DEFENSE		TOTAL (000)
	SMALL DIS- ADVANTAGED (000)	OTHER (000)	SMALL DIS- ADVANTAGED (000)	OTHER (000)	
1. GRAND FORKS	0	7,989	11,756	52,514	72,259
2. WARD	0	6,123	8,794	28,726	43,643
3. CASS	123	10,259	440	3,089	13,911
4. DUNN	0	11,784	0	0	11,784
5. PEMBINA	0	3,288	130	5,959	9,377

TOP FIVE AGENCIES WITH PLACE OF PERFORMANCE IN THIS STATE (000)	
1. DEPARTMENT OF DEFENSE	119,982
2. DEPARTMENT OF AGRICULTURE	21,603
3. DEPARTMENT OF THE INTERIOR	20,750
4. GENERAL SERVICES ADMINISTRATION	6,009
5. DEPARTMENT OF LABOR	5,259

TOP FIVE CONTRACTING OFFICES LOCATED IN THIS STATE (000)	
1 USAF, 319 CONS/LGC, GRAND FORKS AFB	39,082
2 USAF, 5 CONS/CC, MINOT	19,771
3 ARMY, USPFO FOR NORTH DAKOTA, BISMARCK	9,427
4 VA MED/RO CENTER, FARGO	3,635
5 GENERAL SVCS ADMIN/PUB BLDGS SVCS, FARGO	647

TYPE OF PRODUCT OR SERVICE	SMALL BUSINESS (000)	LARGE BUSINESS (000)	STATE & LOCAL GOV'T (000)	NON- PROFIT & OTHER (000)	TOTAL (000)
R & D	976	0	375	383	1,734
Construction	40,570	50,289	128	0	90,987
Supplies & Equipment	13,310	14,346	7	2,073	29,736
Services	30,162	13,099	5,686	14,783	63,730
TOTAL	85,018	77,734	6,196	17,239	186,187

TOP CONTRACTORS PERFORMING IN THIS STATE			
CIVILIAN AGENCIES CONTRACTORS	DOLLARS (000)	DEPARTMENT OF DEFENSE CONTRACTORS	DOLLARS (000)
1. MIDWEST TESTING LABORATORY INC	5,886	1. INDUSTRIAL BUILDERS INC	14,968
2. PARK CONSTRUCTION COMPANY	5,886	2. STRATA CORPORATION	8,341
3. CARGILL INCORPORATED	5,533	3. MEINECKE-JOHNSON COMPANY	6,975
4. L AND K LEASING INC	4,925	4. DUBOIS & SONS MASONRY INC	6,837
5. MINACT INC	4,780	5. CAPE JAMES & SONS COMPANY	5,791
6. NOODLES BY LEONARDO INC	4,438	6. NODAK ELECTRIC COOPERATIVE	4,693
7. UNITED TRBES TCHNICAL COLLEGE	3,002	7. WHEELER CONTRACTING INC	4,556
8. UNIBAND DATA ENTRY	2,422	8. ITT CORPORATION	4,477
9. DIAL CORP	2,069	9. ARCTIC SLOPE REGIONAL CORP	3,685
10. BRINK ELECTRIC CNSTR CO	1,664	10. GRACON CORPORATION	3,573

FEDERAL PROCUREMENT DATA SYSTEM
FEDERAL PROCUREMENT DOLLARS FOR OHIO
 Fiscal Year 1994 to Date

Population 10,847,115
 Per Capita Procurement \$407

Total Procurement By Place of Performance \$4,414,678,000
 Rank Per Capita 28 Last Year 26

TOP FIVE COUNTIES					
NAME OF COUNTY	CIVILIAN AGENCIES		DEPARTMENT OF DEFENSE		TOTAL (000)
	SMALL DIS-ADVANTAGED (000)	OTHER (000)	SMALL DIS-ADVANTAGED (000)	OTHER (000)	
1. HAMILTON	7,145	423,285	154	1,039,443	1,470,027
2. GREENE	3,888	14,617	132,664	624,000	775,169
3. CUYAHOGA	75,000	269,948	1,946	113,191	460,085
4. FAIRFIELD	702	93,155	14,655	178,981	287,493
5. PIKE	1,127	258,928	0	39	260,094

TOP FIVE AGENCIES WITH PLACE OF PERFORMANCE IN THIS STATE (000)	
1. DEPARTMENT OF DEFENSE	2,946,411
2. DEPARTMENT OF ENERGY	728,118
3. NATIONAL AERONAUTICS AND SPACE ADMINISTRATION	305,719
4. GENERAL SERVICES ADMINISTRATION	110,738
5. DEPARTMENT OF VETERANS AFFAIRS	91,889

TOP FIVE CONTRACTING OFFICES LOCATED IN THIS STATE (000)	
1 USAF, ASC/YSK, WRIGHT PATTERSON AFB	3,501,935
2 USAF, ASC/YCK, WRIGHT PATTERSON AFB	3,068,429
3 USAF, ASC/YFK, WRIGHT PATTERSON AFB	2,000,467
4 USAF, ASC/YPK, WRIGHT PATTERSON AFB	1,519,244
5 USAF, ASC/VFK, WRIGHT PATTERSON AFB	1,467,454

TYPE OF PRODUCT OR SERVICE	SMALL BUSINESS (000)	LARGE BUSINESS (000)	STATE & LOCAL GOV'T (000)	NON-PROFIT & OTHER (000)	TOTAL (000)
R & D	95,758	377,911	4,380	108,174	586,223
Construction	101,472	97,393	0	245	199,110
Supplies & Equipment	226,695	1,142,255	677	662,442	2,032,069
Services	258,418	1,123,499	9,861	205,498	1,597,276
TOTAL	682,343	2,741,058	14,918	976,359	4,414,678

TOP CONTRACTORS PERFORMING IN THIS STATE			
CIVILIAN AGENCIES CONTRACTORS	DOLLARS (000)	DEPARTMENT OF DEFENSE CONTRACTORS	DOLLARS (000)
1. FLUOR CORPORATION	282,915	1. GENERAL ELECTRIC COMPANY	812,771
2. OHIO VALLEY ELECTRIC CORP	258,253	2. GENERAL DYNAMICS CORPORATION	325,241
3. EG&G INC	141,230	3. LORAL CORPORATION	116,101
4. GENERAL ELECTRIC COMPANY	57,235	4. BATTELLE MEMORIAL INSTITUTE	111,200
5. CHRYSLER CORPORATION	56,364	5. BRITISH PETROLEUM CO PLC THE	88,001
6. BATTELLE MEMORIAL INSTITUTE	41,845	6. SYSTEMS CONTROL TECHNOLOGY	84,024
7. GENERAL ELECTRIC CO PLC THE	33,252	7. MONARCH CONSTRUCTION COMPANY	44,969
8. NYMA INC	31,452	8. GOODRICH B F COMPANY THE	38,029
9. OLIN CORPORATION	27,352	9. ARVIN INDUSTRIES INC	35,969
10. CORTEZ III SERVICE CORPORATION	26,816	10. PROCTOR & GAMBLE COMPANY THE	34,934

FEDERAL PROCUREMENT DATA SYSTEM
FEDERAL PROCUREMENT DOLLARS FOR OKLAHOMA
 Fiscal Year 1994 to Date

Population 3,145,585
 Per Capita Procurement \$333

Total Procurement By Place of Performance \$1,046,888,000
 Rank Per Capita 34 Last Year 38

TOP FIVE COUNTIES					
NAME OF COUNTY	CIVILIAN AGENCIES		DEPARTMENT OF DEFENSE		TOTAL (000)
	SMALL DIS- ADVANTAGED (000)	OTHER (000)	SMALL DIS- ADVANTAGED (000)	OTHER (000)	
1. OKLAHOMA	19,235	1,714	29,695	166,431	217,075
2. CANADIAN	35,592	77,006	2,537	80,649	195,784
3. OSAGE	710	52,409	536	68,675	122,330
4. COMANCHE	380	3,104	9,447	98,453	111,384
5. JACKSON	0	1	4,270	72,519	76,790
TOP FIVE AGENCIES WITH PLACE OF PERFORMANCE IN THIS STATE (000)					
1. DEPARTMENT OF DEFENSE					755,602
2. DEPARTMENT OF TRANSPORTATION					87,353
3. DEPARTMENT OF HEALTH AND HUMAN SERVICES					40,268
4. DEPARTMENT OF ENERGY					36,408
5. GENERAL SERVICES ADMINISTRATION					34,648
TOP FIVE CONTRACTING OFFICES LOCATED IN THIS STATE (000)					
1 USAF, ALC/LAD, TINKER AFB					1,165,778
2 ARMY, ENGINEER DISTRICT TULSA					296,491
3 USAF, ALC/LSD, TINKER AFB					258,772
4 USAF, ALC/LID, TINKER AFB					156,543
5 USAF, ALC/LPO, TINKER AFB					136,544
TYPE OF PRODUCT OR SERVICE	SMALL BUSINESS (000)	LARGE BUSINESS (000)	STATE & LOCAL GOV'T (000)	NON- PROFIT & OTHER (000)	TOTAL (000)
R & D	6,743	740	607	1,647	9,737
Construction	145,322	56,161	0	758	202,241
Supplies & Equipment	102,326	148,098	1,369	1,686	253,479
Services	112,258	356,789	57,529	54,855	581,431
TOTAL	366,649	561,788	59,505	58,946	1,046,888
TOP CONTRACTORS PERFORMING IN THIS STATE					
CIVILIAN AGENCIES CONTRACTORS	DOLLARS (000)	DEPARTMENT OF DEFENSE CONTRACTORS		DOLLARS (000)	
1. CARLYLE PARTNERS LEVERAGED CAP	32,261	1. UNC INCORPORATED	65,590		
2. CHOCTAW NATION OF OKLAHOMA	15,082	2. NORTHROP GRUMMAN CORPORATION	61,944		
3. CARTER CHEVROLET AGENCY INC	13,849	3. BOEING COMPANY THE	49,528		
4. KENROB AND ASSOCIATES	12,098	4. BARRETT REFINING CORPORATION	46,588		
5. I-NET INC	11,969	5. SUN COMPANY INC	31,967		
6. MUSCOGEE (CREEK) NATION	10,590	6. DU PONT E I DE NEMOURS AND CO	26,090		
7. FLUOR CORPORATION	8,400	7. GENERAL MOTORS CORPORATION	25,622		
8. WACKENHUT CORPORATION	8,270	8. C3 INC	24,209		
9. CHEROKEE NATION	7,406	9. INDUSTRIAL MECHANICAL CONTRS	23,347		
10. OKLAHOMA STATE UNIVERSITY	7,006	10. MCDONNELL DOUGLAS CORPORATION	21,134		

FEDERAL PROCUREMENT DATA SYSTEM
FEDERAL PROCUREMENT DOLLARS FOR OREGON
 Fiscal Year 1994 to Date

Population 2,842,321
 Per Capita Procurement \$141

Total Procurement By Place of Performance \$400,802,000
 Rank Per Capita 51 Last Year 51

TOP FIVE COUNTIES					
NAME OF COUNTY	CIVILIAN AGENCIES		DEPARTMENT OF DEFENSE		TOTAL (000)
	SMALL DIS-ADVANTAGED (000)	OTHER (000)	SMALL DIS-ADVANTAGED (000)	OTHER (000)	
1. CLACKAMAS	6,875	88,738	1,894	42,531	140,038
2. WASHINGTON	0	3,813	66	22,544	26,423
3. CROOK	226	24,926	0	0	25,152
4. CLATSOP	2,919	13,970	768	2,804	20,461
5. DOUGLAS	2,150	15,715	34	550	18,449
TOP FIVE AGENCIES WITH PLACE OF PERFORMANCE IN THIS STATE (000)					
1. DEPARTMENT OF DEFENSE					128,150
2. DEPARTMENT OF THE INTERIOR					73,433
3. DEPARTMENT OF AGRICULTURE					65,463
4. DEPARTMENT OF TRANSPORTATION					33,353
5. GENERAL SERVICES ADMINISTRATION					31,418
TOP FIVE CONTRACTING OFFICES LOCATED IN THIS STATE (000)					
1 HHS, PUB HEALTH SERVICE, PORTLAND					76,677
2 ARMY, ENGINEER DISTRICT PORTLAND (CIVIL)					47,487
3 INTERIOR, BUR OF LAND MGMT, PORTLAND					26,672
4 INTERIOR, FISH & WILDLIFE SVC, PORTLAND					20,337
5 VA MEDICAL CENTER, PORTLAND					14,626
TYPE OF PRODUCT OR SERVICE	SMALL BUSINESS (000)	LARGE BUSINESS (000)	STATE & LOCAL GOV'T (000)	NON-PROFIT & OTHER (000)	TOTAL (000)
R & D	8,567	4,833	4,113	3,257	20,770
Construction	67,311	32,743	0	1,450	101,504
Supplies & Equipment	55,367	70,188	2,757	2,947	131,259
Services	81,502	46,620	10,640	8,507	147,269
TOTAL	212,747	154,384	17,510	16,161	400,802
TOP CONTRACTORS PERFORMING IN THIS STATE					
CIVILIAN AGENCIES CONTRACTORS	DOLLARS (000)	DEPARTMENT OF DEFENSE CONTRACTORS	DOLLARS (000)		
1. STIMPEL-WIEBELHAUS INC	14,036	1. TEKTRONX INC	13,287		
2. MANAGEMENT AND TRAINING CORP	12,978	2. DAIMLER-BENZ AG	12,352		
3. BARNARD CONSTRUCTION CO INC	8,429	3. FLIR SYSTEMS INC	10,540		
4. MARUBENI CORP	6,793	4. SAVI TECHNOLOGY INC	5,279		
5. CASCADE GENERAL INC	6,681	5. BENGE CONSTRUCTION CO	4,148		
6. MARZER VENTURE	5,674	6. OREGON FREEZE DRY INC	3,791		
7. COMPTON J C CONTRACTORS INC	5,361	7. A-DEC INC	3,781		
8. GERBER LEGENDARY BLADES	5,230	8. CASCADE GENERAL INC	2,978		
9. BENGE CONTRUCTION CO	3,992	9. BIOREMEDIATION INC	2,573		
10. NORTHWEST REGIONAL EDUCTL LAB	3,957	10. MANSON CNSTR & ENGRG CO	2,357		

FEDERAL PROCUREMENT DATA SYSTEM
FEDERAL PROCUREMENT DOLLARS FOR PENNSYLVANIA
 Fiscal Year 1994 to Date

Population 11,881,643
 Per Capita Procurement \$342

Total Procurement By Place of Performance \$4,063,124,000
 Rank Per Capita 31 Last Year 33

TOP FIVE COUNTIES					
NAME OF COUNTY	CIVILIAN AGENCIES		DEPARTMENT OF DEFENSE		TOTAL (000)
	SMALL DIS-ADVANTAGED (000)	OTHER (000)	SMALL DIS-ADVANTAGED (000)	OTHER (000)	
1. ALLEGHENY	14,788	479,722	5,555	597,028	1,097,093
2. PHILADELPHIA	5,960	225,719	18,399	765,088	1,015,166
3. MONTGOMERY	1,550	150,260	15,180	214,909	381,899
4. CHESTER	1,533	98,740	519	49,414	150,206
5. FRANKLIN	362	11,322	2,298	127,043	141,025

TOP FIVE AGENCIES WITH PLACE OF PERFORMANCE IN THIS STATE (000)	
1. DEPARTMENT OF DEFENSE	2,738,166
2. DEPARTMENT OF ENERGY	464,426
3. GENERAL SERVICES ADMINISTRATION	181,293
4. DEPARTMENT OF AGRICULTURE	121,465
5. DEPARTMENT OF VETERANS AFFAIRS	86,549

TOP FIVE CONTRACTING OFFICES LOCATED IN THIS STATE (000)	
1 DOD, DEF LOGISTICS AGCY (SUBSIS), PHILADELPHIA	979,188
2 NAVY, REGIONAL CONTRACTING CNT, PHILADELPHIA	667,308
3 DOD, DEF LOGISTICS AGCY (CLOTH & TEXT), PHILADELPHIA	542,226
4 NAVY, FACILITIES ENGINEERING CMD, PHILADELPHIA	400,230
5 ENERGY, PITTSBURG NAVAL REACTORS, WEST MIFFLIN	262,609

TYPE OF PRODUCT OR SERVICE	SMALL BUSINESS (000)	LARGE BUSINESS (000)	STATE & LOCAL GOV'T (000)	NON-PROFIT & OTHER (000)	TOTAL (000)
R & D	94,661	541,301	5,776	226,525	868,263
Construction	123,907	174,192	0	9,166	307,265
Supplies & Equipment	367,395	907,151	941	35,873	1,311,360
Services	249,886	1,271,930	16,150	38,270	1,576,236
TOTAL	835,849	2,894,574	22,867	309,834	4,063,124

TOP CONTRACTORS PERFORMING IN THIS STATE			
CIVILIAN AGENCIES CONTRACTORS	DOLLARS (000)	DEPARTMENT OF DEFENSE CONTRACTORS	DOLLARS (000)
1. WESTINGHOUSE ELECTRIC CORP	385,971	1. WESTINGHOUSE ELECTRIC CORP	470,136
2. R M SHOEMAKER COMPANY	54,024	2. BOEING SKRSKY COMANCHE TEAM JV	304,600
3. GENERAL ELECTRIC COMPANY	53,521	3. BOEING COMPANY THE	211,558
4. UNITED STATES BANKNOTE CORP	41,253	4. FMC CORPORATION	85,956
5. AMERISOURCE DISTRIBUTION CORP	25,575	5. GENERAL ELECTRIC COMPANY	85,419
6. NATIONAL MILITARY SALES INC	24,534	6. PENNSYLVANIA STATE UNIV INC	76,410
7. AIR PRODUCTS & CHEMICALS INC	23,495	7. COMPUTER SCIENCES CORPORATION	60,952
8. REED INTERNATIONAL P L C	20,779	8. SUN COMPANY INC	51,746
9. MANAGEMENT AND TRAINING CORP	20,693	9. CARNEGIE MELLON UNIVERSITY	48,472
10. UNISYS CORPORATION	19,572	10. ADVANCE RATIO DESIGN CO INC	46,208

FEDERAL PROCUREMENT DATA SYSTEM
FEDERAL PROCUREMENT DOLLARS FOR RHODE ISLAND
 Fiscal Year 1994 to Date

Population 1,003,464
 Per Capita Procurement \$453

Total Procurement By Place of Performance \$454,654,000
 Rank Per Capita 27 Last Year 28

TOP FIVE COUNTIES					
NAME OF COUNTY	CIVILIAN AGENCIES		DEPARTMENT OF DEFENSE		TOTAL (000)
	SMALL DIS- ADVANTAGED (000)	OTHER (000)	SMALL DIS- ADVANTAGED (000)	OTHER (000)	
1. NEWPORT	0	3,420	21,582	332,750	357,752
2. PROVIDENCE	490	32,602	188	32,633	65,913
3. WASHINGTON	684	4,423	1,328	10,213	16,648
4. KENT	297	2,448	5,730	4,455	12,930
5. BRISTOL	0	469	0	942	1,411

TOP FIVE AGENCIES WITH PLACE OF PERFORMANCE IN THIS STATE (000)	
1. DEPARTMENT OF DEFENSE	409,821
2. DEPARTMENT OF VETERANS AFFAIRS	18,267
3. DEPARTMENT OF THE TREASURY	6,590
4. GENERAL SERVICES ADMINISTRATION	6,389
5. DEPARTMENT OF TRANSPORTATION	3,317

TOP FIVE CONTRACTING OFFICES LOCATED IN THIS STATE (000)	
1 NAVY, UNDERSEA WARFARE CNT (RC25A), NAVAL USC	92,971
2 NAVY, UNDERSEA WARFARE CNT (RC24A), NAVAL USC	86,403
3 NAVY, UNDERSEA WARFARE CNT (RC25C), NAVAL USC	62,007
4 NAVY, UNDERSEA WARFARE CNT (RC24B), NAVAL USC	57,302
5 NAVY, UNDERSEA WARFARE CNT (RC25B), NAVAL USC	34,553

TYPE OF PRODUCT OR SERVICE	SMALL BUSINESS (000)	LARGE BUSINESS (000)	STATE & LOCAL GOV'T (000)	NON- PROFIT & OTHER (000)	TOTAL (000)
R & D	5,077	26,932	959	1,171	34,139
Construction	80,944	345	0	249	81,538
Supplies & Equipment	14,592	135,627	35	17,966	168,220
Services	53,996	110,286	912	5,563	170,757
TOTAL	154,609	273,190	1,906	24,949	454,654

TOP CONTRACTORS PERFORMING IN THIS STATE			
CIVILIAN AGENCIES CONTRACTORS	DOLLARS (000)	DEPARTMENT OF DEFENSE CONTRACTORS	DOLLARS (000)
1. NATIONAL INTERGROUP INC	10,037	1. RAYTHEON COMPANY	126,821
2. INTERNATIONAL PACKAGING CORP	3,793	2. LUSI A F CONSTRUCTION INC	32,920
3. P C & J CONTRACTING CO INC	2,659	3. MINE SAFETY APPLIANCES CO	22,278
4. REYNOLDS METALS COMPANY	2,614	4. ANALYSIS & TECHNOLOGY INC	17,053
5. COOKSON GROUP PLC	1,657	5. GENERAL MOTORS CORPORATION	12,978
6. NADEAU CORP CNSTR DEV & ENGRG	1,466	6. AQUIDNECK MGT ASSOC LTD	12,716
7. CEIMIC CORPORATION	1,200	7. TRACOR INC	11,194
8. SCIENCE APPLICATIONS INTL CORP	1,151	8. MCLAUGHLIN RESEARCH CORP	11,008
9. AID MAINTENANCE CO INC	1,098	9. HARNISCHFEGER INDUSTRIES INC	9,710
10. RHODE ISLAND STATE OF	1,046	10. HOMAR INC	7,683

FEDERAL PROCUREMENT DATA SYSTEM
FEDERAL PROCUREMENT DOLLARS FOR SOUTH CAROLINA
 Fiscal Year 1994 to Date

Population 3,486,703
 Per Capita Procurement \$757

Total Procurement By Place of Performance \$2,640,102,000
 Rank Per Capita 19 Last Year 16

TOP FIVE COUNTIES					
NAME OF COUNTY	CIVILIAN AGENCIES		DEPARTMENT OF DEFENSE		TOTAL (000)
	SMALL DIS- ADVANTAGED (000)	OTHER (000)	SMALL DIS- ADVANTAGED (000)	OTHER (000)	
1. AIKEN	6,773	1,506,623	43	2,413	1,515,852
2. CHARLESTON	3,123	9,909	36,856	264,438	314,326
3. GREENVILLE	4	31,864	317	245,450	277,635
4. RICHLAND	1,069	21,268	8,038	144,866	175,241
5. BERKELEY	0	5,025	11,515	133,013	149,553
TOP FIVE AGENCIES WITH PLACE OF PERFORMANCE IN THIS STATE (000)					
1. DEPARTMENT OF ENERGY					1,527,853
2. DEPARTMENT OF DEFENSE					990,104
3. DEPARTMENT OF STATE					25,314
4. GENERAL SERVICES ADMINISTRATION					20,392
5. DEPARTMENT OF TRANSPORTATION					13,197
TOP FIVE CONTRACTING OFFICES LOCATED IN THIS STATE (000)					
1 ENERGY, SAVANNAH RIVER OPS OFC, AIKEN					1,522,342
2 NAVY, FACILITIES ENGINEERING CMD, CHARLESTON					672,243
3 NAVY, FLEET & INDUST SUPPLY CNT, CHARLESTON					234,953
4 NAVY, SHIPBUILDING CONVERSION, CHARLESTON					58,745
5 NAVY, PUBLIC WORKS CENTER, CHARLESTON					55,124
TYPE OF PRODUCT OR SERVICE	SMALL BUSINESS (000)	LARGE BUSINESS (000)	STATE & LOCAL GOV'T (000)	NON- PROFIT & OTHER (000)	TOTAL (000)
R & D	3,320	1,824	2,787	29,253	37,184
Construction	130,895	83,309	0	0	214,204
Supplies & Equipment	36,078	125,531	154	1,537	163,300
Services	175,887	2,031,889	3,994	13,644	2,225,414
TOTAL	346,180	2,242,553	6,935	44,434	2,640,102
TOP CONTRACTORS PERFORMING IN THIS STATE					
CIVILIAN AGENCIES CONTRACTORS	DOLLARS (000)	DEPARTMENT OF DEFENSE CONTRACTORS	DOLLARS (000)		
1. WESTINGHOUSE ELECTRIC CORP	1,396,746	1. LOCKHEED CORPORATION	231,359		
2. WACKENHUT CORPORATION	74,564	2. BLUE CROSS BLUE SHIELD OF SC	73,363		
3. HALLIBURTON COMPANY	19,373	3. ABB ASEA BROWN BOVERI LTD	38,723		
4. FLUOR CORPORATION	15,636	4. SOUTH CAROLINA RESEARCH AUTH	30,493		
5. COASTAL INTERNATIONAL SECURITY	14,100	5. PIZZAGGALI CONSTRUCTION	27,141		
6. AM-PRO PROTECTIVE AGENCY INC	11,138	6. ENSAFE/ALLEN & HOSHALL	26,991		
7. TEXTRON INC	9,215	7. DETYENS SHIPYARDS INC	23,560		
8. ELECTROLUX AB	6,069	8. WMX TECHNOLOGIES INC	20,091		
9. WILKINS WOOD & ASSOCIATES	5,268	9. SUEZ (CIE DE)	19,477		
10. SCIENCE APPLICATIONS INTL CORP	4,517	10. COASTAL CORPORATION	17,496		

FEDERAL PROCUREMENT DATA SYSTEM
FEDERAL PROCUREMENT DOLLARS FOR SOUTH DAKOTA
 Fiscal Year 1994 to Date

Population 696,004 Total Procurement By Place of Performance \$172,369,000
 Per Capita Procurement \$248 Rank Per Capita 40 Last Year 37

TOP FIVE COUNTIES					
NAME OF COUNTY	CIVILIAN AGENCIES		DEPARTMENT OF DEFENSE		TOTAL (000)
	SMALL DIS- ADVANTAGED (000)	OTHER (000)	SMALL DIS- ADVANTAGED (000)	OTHER (000)	
1. LINCOLN	582	28,467	0	4,726	33,775
2. MEADE	296	1,006	4,509	27,861	33,672
3. CODINGTON	39	13,918	0	0	13,957
4. BROOKINGS	0	137	-121	13,814	13,830
5. DAVISON	25	7,887	0	3,796	11,708
TOP FIVE AGENCIES WITH PLACE OF PERFORMANCE IN THIS STATE (000)					
1. DEPARTMENT OF DEFENSE					74,508
2. DEPARTMENT OF THE INTERIOR					44,485
3. DEPARTMENT OF AGRICULTURE					20,061
4. DEPARTMENT OF VETERANS AFFAIRS					9,117
5. GENERAL SERVICES ADMINISTRATION					8,585
TOP FIVE CONTRACTING OFFICES LOCATED IN THIS STATE (000)					
1 USAF, 28 CONS/CC, ELLSWORTH AFB					16,620
2 INTERIOR, BUR OF INDIAN AFFAIRS, ABERDEEN					15,304
3 VA MEDICAL CENTER, FORT MEADE					5,790
4 HHS, PUB HEALTH SERVICE, ABERDEEN					4,310
5 VA, R C JOHNSON MEMOR HOSP, SIOUX FALLS					4,186
TYPE OF PRODUCT OR SERVICE	SMALL BUSINESS (000)	LARGE BUSINESS (000)	STATE & LOCAL GOV'T (000)	NON- PROFIT & OTHER (000)	TOTAL (000)
R & D	0	0	483	0	483
Construction	37,015	12,437	215	0	49,667
Supplies & Equipment	17,080	45,399	13	55	62,547
Services	10,290	32,912	12,395	4,075	59,672
TOTAL	64,385	90,748	13,106	4,130	172,369
TOP CONTRACTORS PERFORMING IN THIS STATE					
CIVILIAN AGENCIES CONTRACTORS	DOLLARS (000)	DEPARTMENT OF DEFENSE CONTRACTORS	DOLLARS (000)		
1. GENERAL MOTORS CORPORATION	12,074	1. B D S INC	12,608		
2. OGLALA SIOUX TRIBE	8,780	2. WMX TECHNOLOGIES INC	6,845		
3. EL JAY POULTRY CORP	5,541	3. RAVEN INDUSTRIES INC	4,840		
4. EARTH OBSERVATION SATELLITE CO	5,336	4. MORTENSON M A COMPANIES	4,206		
5. AMERICAN FOODS GROUP INC	5,099	5. GTE CORPORATION	4,039		
6. HAUGAN GIL CONSTRUCTION INC	5,000	6. EA ENGINEERING SCIENCE & TECH	3,685		
7. BRINK ELECTRIC CNSTR CO	4,424	7. AMERICAN FINANCIAL CORPORATION	2,922		
8. DAKOTA REDI-MIX INC	3,591	8. GATEWAY 2000	2,604		
9. TRI STATE CONSTRUCTION CO	2,994	9. MDU RESOURCES GROUP INC	2,578		
10. SISSETON WAHPETON SIOUX TRIBE	2,637	10. SWIFT CONTRACTORS INC	1,874		

FEDERAL PROCUREMENT DATA SYSTEM
FEDERAL PROCUREMENT DOLLARS FOR TENNESSEE
 Fiscal Year 1994 to Date

Population 4,877,185
 Per Capita Procurement \$884

Total Procurement By Place of Performance \$4,313,786,000
 Rank Per Capita 10 Last Year 15

TOP FIVE COUNTIES					
NAME OF COUNTY	CIVILIAN AGENCIES		DEPARTMENT OF DEFENSE		TOTAL (000)
	SMALL DIS-ADVANTAGED (000)	OTHER (000)	SMALL DIS-ADVANTAGED (000)	OTHER (000)	
1. ANDERSON	33,460	2,247,762	4,904	12,775	2,298,901
2. SHELBY	22,296	91,326	10,888	423,382	547,892
3. COFFEE	2,357	7,153	4,035	295,693	309,238
4. RHEA	740	264,904	0	353	265,997
5. HAMILTON	5,214	226,544	381	14,247	246,386
TOP FIVE AGENCIES WITH PLACE OF PERFORMANCE IN THIS STATE (000)					
1. DEPARTMENT OF ENERGY					2,320,442
2. DEPARTMENT OF DEFENSE					1,189,573
3. TENNESSEE VALLEY AUTHORITY					530,390
4. DEPARTMENT OF AGRICULTURE					64,143
5. DEPARTMENT OF VETERANS AFFAIRS					57,631
TOP FIVE CONTRACTING OFFICES LOCATED IN THIS STATE (000)					
1 ENERGY, OAK RIDGE OPERATIONS OFFICE					3,050,020
2 TENNESSEE VALLEY AUTHORITY, CHATTANOOGA					1,574,008
3 USAF, AEDC/PKO OPS CONT DIV, ARNOLD ENG DEV CTN					235,830
4 ARMY, ENGINEER DISTRICT MEMPHIS (CIVIL)					65,068
5 ARMY, ENGINEER DISTRICT NASHVILLE (CIVIL)					27,958
TYPE OF PRODUCT OR SERVICE	SMALL BUSINESS (000)	LARGE BUSINESS (000)	STATE & LOCAL GOV'T (000)	NON-PROFIT & OTHER (000)	TOTAL (000)
R & D	8,439	264,635	1,930	7,301	282,305
Construction	62,459	50,368	0	0	112,827
Supplies & Equipment	243,336	510,533	113	29,957	783,939
Services	154,723	2,702,221	6,529	271,242	3,134,715
TOTAL	468,957	3,527,757	8,572	308,500	4,313,786
TOP CONTRACTORS PERFORMING IN THIS STATE					
CIVILIAN AGENCIES CONTRACTORS	DOLLARS (000)	DEPARTMENT OF DEFENSE CONTRACTORS	DOLLARS (000)		
1. MARTIN MARIETTA CORPORATION	1,734,308	1. FEDERAL EXPRESS CORPORATION	326,507		
2. METRA INC (DEL)	166,504	2. VANADIUM ENTERPRISES CORP	118,497		
3. RAYTHEON COMPANY	137,571	3. EASTMAN KODAK COMPANY	106,127		
4. ENSERCH CORPORATION	112,225	4. SVERDRUP CORPORATION	77,436		
5. BECHTEL GROUP INC	79,713	5. RAYTHEON COMPANY	64,559		
6. OAK RIDGE ASSOD UNIVERSITIES	72,971	6. ARVIN INDUSTRIES INC	61,407		
7. CAL WESTERN PACKAGING CORP	51,453	7. TENNIER INDUSTRIES INC	26,161		
8. STONE & WEBSTER INCORPORATED	40,953	8. KNOXVILLE CANVAS CRAFTERS	24,321		
9. AMERISOURCE DISTRIBUTION CORP	37,585	9. BOEING SIKORSKY ARCFT SUPPORT	22,547		
10. NUCLEAR FUEL SERVICES INC	27,592	10. MARTIN MARIETTA CORPORATION	21,449		

FEDERAL PROCUREMENT DATA SYSTEM
FEDERAL PROCUREMENT DOLLARS FOR TEXAS
 Fiscal Year 1994 to Date

Population 16,986,510
 Per Capita Procurement \$724

Total Procurement By Place of Performance \$12,305,234,000
 Rank Per Capita 20 Last Year 18

TOP FIVE COUNTIES					
NAME OF COUNTY	CIVILIAN AGENCIES		DEPARTMENT OF DEFENSE		TOTAL (000)
	SMALL DIS- ADVANTAGED (000)	OTHER (000)	SMALL DIS- ADVANTAGED (000)	OTHER (000)	
1. TARRANT	4,545	89,639	2,466	2,502,665	2,599,315
2. FORT BEND	33,606	2,091,830	24,878	316,052	2,466,366
3. COLLIN	10,092	383,568	8,605	1,227,304	1,629,569
4. DALLAS	755	37,793	233	739,108	777,889
5. BEXAR	4,946	60,038	167,042	524,325	756,351
TOP FIVE AGENCIES WITH PLACE OF PERFORMANCE IN THIS STATE (000)					
1. DEPARTMENT OF DEFENSE					8,248,335
2. NATIONAL AERONAUTICS AND SPACE ADMINISTRATION					2,023,475
3. DEPARTMENT OF ENERGY					597,091
4. DEPARTMENT OF AGRICULTURE					360,446
5. GENERAL SERVICES ADMINISTRATION					234,254
TOP FIVE CONTRACTING OFFICES LOCATED IN THIS STATE (000)					
1 NASA, JOHNSON SPACE CENTER, HOUSTON					2,908,673
2 USAF, SAN ANTONIO ALC/LPK, KELLY AFB					1,033,873
3 DOD, DEFENSE COMMISSIONARY AGENCY, KELLY AFB					687,031
4 ARMY, ENGINEER DISTRICT FORT WORTH					560,790
5 USAF, SAN ANTONIO ALC/LDK, KELLY AFB					414,598
TYPE OF PRODUCT OR SERVICE	SMALL BUSINESS (000)	LARGE BUSINESS (000)	STATE & LOCAL GOV'T (000)	NON- PROFIT & OTHER (000)	TOTAL (000)
R & D	62,024	2,612,399	20,067	442,973	3,137,463
Construction	506,388	949,647	226	2,176	1,458,437
Supplies & Equipment	573,103	2,541,902	419	953,340	4,068,764
Services	512,815	2,915,767	32,574	179,414	3,640,570
TOTAL	1,654,330	9,019,715	53,286	1,577,903	12,305,234
TOP CONTRACTORS PERFORMING IN THIS STATE					
CIVILIAN AGENCIES CONTRACTORS	DOLLARS (000)	DEPARTMENT OF DEFENSE CONTRACTORS		DOLLARS (000)	
1. BOEING COMPANY THE	934,756	1. TEXTRON INC		984,779	
2. ROCKWELL INTERNATIONAL CORP	338,006	2. LOCKHEED CORPORATION		817,341	
3. UNIVERSITIES RESEARCH ASSN	314,847	3. TEXAS INSTRUMENTS INCORPORATED		672,790	
4. MASON COMPANY THE (DEL)	250,962	4. GENERAL DYNAMICS CORPORATION		622,020	
5. CONTINENTAL GRAIN COMPANY	182,666	5. LTV CORPORATION		267,302	
6. LOCKHEED CORPORATION	156,205	6. T I/MARTIN JAVELIN JOINT VENTR		248,146	
7. LORAL CORPORATION	121,274	7. CHRYSLER CORPORATION		242,391	
8. CENTEX CORPORATION	100,560	8. E-SYSTEMS INC		241,215	
9. E-SYSTEMS INC	94,048	9. ROYAL DUTCH/SHELL GROUP		223,712	
10. NORTHROP GRUMMAN CORPORATION	88,265	10. LORAL CORPORATION		179,275	

FEDERAL PROCUREMENT DATA SYSTEM
FEDERAL PROCUREMENT DOLLARS FOR UTAH
 Fiscal Year 1994 to Date

Population 1,722,850
 Per Capita Procurement \$661

Total Procurement By Place of Performance \$1,139,011,000
 Rank Per Capita 24 Last Year 19

TOP FIVE COUNTIES					
NAME OF COUNTY	CIVILIAN AGENCIES		DEPARTMENT OF DEFENSE		TOTAL (000)
	SMALL DIS- ADVANTAGED (000)	OTHER (000)	SMALL DIS- ADVANTAGED (000)	OTHER (000)	
1. BOX ELDER	0	428,773	0	44,660	473,433
2. SALT LAKE	34,322	59,845	2,740	112,447	209,354
3. TOOELE	0	23,394	6,865	136,197	166,456
4. DAVIS	444	8,912	17,712	117,550	144,618
5. CACHE	129	5,891	0	24,360	30,380
TOP FIVE AGENCIES WITH PLACE OF PERFORMANCE IN THIS STATE (000)					
1. DEPARTMENT OF DEFENSE					524,001
2. NATIONAL AERONAUTICS AND SPACE ADMINISTRATION					438,673
3. DEPARTMENT OF THE INTERIOR					54,683
4. DEPARTMENT OF ENERGY					29,241
5. DEPARTMENT OF TRANSPORTATION					19,520
TOP FIVE CONTRACTING OFFICES LOCATED IN THIS STATE (000)					
1 USAF, OGDEN ALC/LIK, HILL AFB					493,194
2 USAF, OGDEN ALC/LAK, HILL AFB					208,307
3 USAF, OGDEN ALC/LMK, HILL AFB					189,018
4 INTERIOR, BUR OF RECLAMATION, SALT LAKE CITY					128,266
5 USAF, OGDEN ALC/PKO, HILL AFB					110,847
TYPE OF PRODUCT OR SERVICE	SMALL BUSINESS (000)	LARGE BUSINESS (000)	STATE & LOCAL GOV'T (000)	NON- PROFIT & OTHER (000)	TOTAL (000)
R & D	25,490	28,553	3,885	24,184	82,112
Construction	100,841	56,232	516	0	157,589
Supplies & Equipment	55,700	550,321	42	22,463	628,526
Services	62,725	200,958	2,725	4,376	270,784
TOTAL	244,756	836,064	7,168	51,023	1,139,011
TOP CONTRACTORS PERFORMING IN THIS STATE					
CIVILIAN AGENCIES CONTRACTORS	DOLLARS (000)	DEPARTMENT OF DEFENSE CONTRACTORS		DOLLARS (000)	
1. THIOKOL CORPORATION	428,092	1. EG&G INC	81,354		
2. ENVIRONMENTAL CHEMICAL CORP	30,426	2. THIOKOL CORPORATION	43,687		
3. ENVIROCARE OF UTAH INC	23,085	3. UTAH STATE UNIVERSITY	21,671		
4. COMTROL INC	14,616	4. AMOCO CORPORATION	21,391		
5. SUNDT CORP	7,678	5. LUCAS INDUSTRIES PLC	21,142		
6. KIEWIT PETER SONS DE CORP	7,096	6. SARCOS INC	18,791		
7. MANAGEMENT AND TRAINING CORP	6,756	7. MONTGOMERY WATSON INC	14,097		
8. CLYDE W W & CO	6,131	8. HERCULES INCORPORATED	13,947		
9. UNIVERSITY OF UTAH	5,609	9. HENSEL PHELPS CONSTRUCTION CO	13,043		
10. EVANS & SUTHERLAND CMPT CORP	5,266	10. CRYSEN CORPORATION	12,454		

FEDERAL PROCUREMENT DATA SYSTEM
FEDERAL PROCUREMENT DOLLARS FOR VERMONT
 Fiscal Year 1994 to Date

Population 562,758 Total Procurement By Place of Performance \$84,838,000
 Per Capita Procurement \$151 Rank Per Capita 50 Last Year 50

TOP FIVE COUNTIES					
NAME OF COUNTY	CIVILIAN AGENCIES		DEPARTMENT OF DEFENSE		TOTAL (000)
	SMALL DIS- ADVANTAGED (000)	OTHER (000)	SMALL DIS- ADVANTAGED (000)	OTHER (000)	
1. CHITTENDEN	128	6,961	265	50,461	57,815
2. ADDISON	0	4,770	0	4,857	9,627
3. FRANKLIN	108	4,201	0	474	4,783
4. WINDSOR	0	3,500	59	676	4,235
5. WASHINGTON	0	2,089	0	2,006	4,095
TOP FIVE AGENCIES WITH PLACE OF PERFORMANCE IN THIS STATE (000)					
1. DEPARTMENT OF DEFENSE					60,725
2. DEPARTMENT OF LABOR					4,941
3. GENERAL SERVICES ADMINISTRATION					4,712
4. DEPARTMENT OF AGRICULTURE					3,227
5. DEPARTMENT OF JUSTICE					2,988
TOP FIVE CONTRACTING OFFICES LOCATED IN THIS STATE (000)					
1 JUSTICE, IMMIGRA & NATURAL SVC, BURLINGTON					11,212
2 ARMY, USPFO FOR VERMONT, COLCHESTER					6,727
3 VA MED/RO CENTER, WHITE RIVER JUNCTION					5,931
4 NAVY, RESERVE OFFICERS TRAINING, NORTHFIELD					449
5 GENERAL SVCS ADMIN/PUB BLDGS SVCS, BURLINGTON					285
TYPE OF PRODUCT OR SERVICE	SMALL BUSINESS (000)	LARGE BUSINESS (000)	STATE & LOCAL GOV'T (000)	NON- PROFIT & OTHER (000)	TOTAL (000)
R & D	623	14,343	781	79	15,826
Construction	8,269	2,225	0	0	10,494
Supplies & Equipment	3,092	25,137	59	8,369	36,057
Services	8,178	5,806	1,227	6,650	21,861
TOTAL	20,162	47,511	2,067	15,098	84,838
TOP CONTRACTORS PERFORMING IN THIS STATE					
CIVILIAN AGENCIES CONTRACTORS	DOLLARS (000)	DEPARTMENT OF DEFENSE CONTRACTORS		DOLLARS (000)	
1. MINACT INC	4,253	1. MARTIN MARIETTA CORPORATION	40,889		
2. AMERICAN HOME PRODUCTS CORP	2,311	2. GOODRICH B F COMPANY THE	4,806		
3. INTERNATIONAL BUS MCHS CORP	1,795	3. J C N CONSTRUCTION CO INC	2,624		
4. VERMONT STATE OF	1,375	4. NECCO INC	1,778		
5. SO BURLINGTON INS PARTNERSHIP	870	5. GENERAL SCIENTIFIC CORPORATION	1,752		
6. PIZZAGALLI CONSTRUCTION CO	802	6. NORWICH UNIVERSITY	1,725		
7. WEEKS MARINE INC	790	7. WALL E F ASSOCIATES INC	1,455		
8. UNITED TECHNOLOGIES CORP	763	8. RYAN COMPANY INC	1,324		
9. UNIVERSITY OF VERMONT & STATE	668	9. UNIVERSITY OF VERMONT & STATE	415		
10. WHITNEY BLAKE COMPANY OF VT	553	10. HARDING I W CONSTRUCTION CO	265		

FEDERAL PROCUREMENT DATA SYSTEM
FEDERAL PROCUREMENT DOLLARS FOR VIRGINIA
 Fiscal Year 1994 to Date

Population 6,187,358
 Per Capita Procurement \$1,854

Total Procurement By Place of Performance \$11,470,998,000
 Rank Per Capita 3 Last Year 3

TOP FIVE COUNTIES					
NAME OF COUNTY	CIVILIAN AGENCIES		DEPARTMENT OF DEFENSE		TOTAL (000)
	SMALL DIS- ADVANTAGED (000)	OTHER (000)	SMALL DIS- ADVANTAGED (000)	OTHER (000)	
1. FAIRFAX	152,914	1,433,609	140,495	2,628,888	4,355,906
2. ARLINGTON	148,971	365,726	197,172	861,650	1,573,519
3. ALEXANDRIA (CITY)	48,552	161,581	112,081	414,365	736,579
4. NORFOLK (CITY)	9,417	41,667	45,001	612,021	708,106
5. FAIRFAX (CITY)	36,043	348,413	21,167	227,355	632,978
TOP FIVE AGENCIES WITH PLACE OF PERFORMANCE IN THIS STATE (000)					
1. DEPARTMENT OF DEFENSE					7,972,557
2. GENERAL SERVICES ADMINISTRATION					804,895
3. DEPARTMENT OF TRANSPORTATION					477,505
4. NATIONAL AERONAUTICS AND SPACE ADMINISTRATION					397,536
5. DEPARTMENT OF ENERGY					372,151
TOP FIVE CONTRACTING OFFICES LOCATED IN THIS STATE (000)					
1 DOD, DEF LOGISTICS AGY, FUEL SUPPLY, ALEXANDRIA					4,693,393
2 NAVY, NAT REG DATA AUTOMATION CTN, ARLINGTON					1,915,378
3 NAVY, AIR SYSTEMS CMD (AE4EO), CRYSTAL CITY					1,501,572
4 NAVY, AIR SYSTEMS CMD (AE4MO), CRYSTAL CITY					1,113,840
5 NAVY, SPACE & NAVAL WARFARE SYS, ARLINGTON					819,175
TYPE OF PRODUCT OR SERVICE	SMALL BUSINESS (000)	LARGE BUSINESS (000)	STATE & LOCAL GOV'T (000)	NON- PROFIT & OTHER (000)	TOTAL (000)
R & D	458,826	652,138	7,979	400,910	1,519,853
Construction	382,387	479,771	0	1,895	864,053
Supplies & Equipment	611,623	1,459,797	1,010	23,118	2,095,548
Services	1,829,972	4,808,504	4,545	348,523	6,991,544
TOTAL	3,282,808	7,400,210	13,534	774,446	11,470,998
TOP CONTRACTORS PERFORMING IN THIS STATE					
CIVILIAN AGENCIES CONTRACTORS	DOLLARS (000)	DEPARTMENT OF DEFENSE CONTRACTORS	DOLLARS (000)		
1. AMERICAN TELEPHONE & TELG CO	392,953	1. TENNECO INC	488,467		
2. TRW INC	179,892	2. BLACK & DECKER CORPORATION	269,708		
3. BLACK & DECKER CORPORATION	148,392	3. COMPUTER SCIENCES CORPORATION	265,372		
4. SCIENCE APPLICATIONS INTL CORP	124,808	4. INTERNATIONAL BUS MCHS CORP	225,444		
5. MITRE CORPORATION	95,668	5. UNISYS CORPORATION	207,240		
6. DYNACORP	80,458	6. BOEING COMPANY THE	194,178		
7. UNISYS CORPORATION	80,394	7. MITRE CORPORATION	192,382		
8. SOUTHSTERN UNVRSITIES RES ASSN	72,322	8. GENERAL MOTORS CORPORATION	187,397		
9. NORTHROP GRUMMAN CORPORATION	65,907	9. SCIENCE APPLICATIONS INTL CORP	180,745		
10. GENERAL MOTORS CORPORATION	44,983	10. CARLYLE PARTNERS LEVERAGED CAP	156,108		

FEDERAL PROCUREMENT DATA SYSTEM
FEDERAL PROCUREMENT DOLLARS FOR WASHINGTON
 Fiscal Year 1994 to Date

Population 4,866,692
 Per Capita Procurement \$852

Total Procurement By Place of Performance \$4,147,965,000
 Rank Per Capita 12 Last Year 21

TOP FIVE COUNTIES					
NAME OF COUNTY	CIVILIAN AGENCIES		DEPARTMENT OF DEFENSE		TOTAL (000)
	SMALL DIS- ADVANTAGED (000)	OTHER (000)	SMALL DIS- ADVANTAGED (000)	OTHER (000)	
1. BENTON	14,928	1,747,561	489	16,985	1,779,963
2. KING	32,882	193,126	9,647	785,277	1,020,932
3. KITSAP	100	4,417	26,943	295,766	327,226
4. PIERCE	4,775	73,672	37,859	145,490	261,796
5. WHATCOM	2,618	4,929	4,328	240,625	252,500
TOP FIVE AGENCIES WITH PLACE OF PERFORMANCE IN THIS STATE (000)					
1. DEPARTMENT OF DEFENSE					1,834,855
2. DEPARTMENT OF ENERGY					1,758,562
3. DEPARTMENT OF AGRICULTURE					135,967
4. DEPARTMENT OF HEALTH AND HUMAN SERVICES					97,435
5. GENERAL SERVICES ADMINISTRATION					62,074
TOP FIVE CONTRACTING OFFICES LOCATED IN THIS STATE (000)					
1 ENERGY, RICHLAND OPERATIONS OFFICE					1,766,413
2 NAVY, FACILITIES ENGINEERING, SILVERDALE					273,284
3 NAVY, FLEET & INDUS SUPPLY CTN, BREMERTON					109,926
4 ARMY, ENGINEER DISTRICT SEATTLE					83,063
5 HHS, PUB HEALTH SERVICE, SEATTLE					69,590
TYPE OF PRODUCT OR SERVICE	SMALL BUSINESS (000)	LARGE BUSINESS (000)	STATE & LOCAL GOV'T (000)	NON- PROFIT & OTHER (000)	TOTAL (000)
R & D	28,174	153,544	9,468	34,641	225,827
Construction	212,657	233,263	45	0	445,965
Supplies & Equipment	148,539	412,596	398	341,378	902,911
Services	182,293	2,264,997	83,707	42,265	2,573,262
TOTAL	571,663	3,064,400	93,618	418,284	4,147,965
TOP CONTRACTORS PERFORMING IN THIS STATE					
CIVILIAN AGENCIES CONTRACTORS	DOLLARS (000)	DEPARTMENT OF DEFENSE CONTRACTORS	DOLLARS (000)		
1. WESTINGHOUSE ELECTRIC CORP	1,189,875	1. BOEING COMPANY THE	618,791		
2. BATTELLE MEMORIAL INSTITUTE	466,728	2. ATLANTIC RICHFIELD COMPANY	238,945		
3. BECHTEL GROUP INC	66,256	3. HUNT BUILDING CORPORATION	59,391		
4. PUYALLUP TRIBAL HEALTH AUTH	49,782	4. JOHNSON CONTROLS INC	50,008		
5. BOEING COMPANY THE	46,287	5. ALLIANT TECHSYSTEMS INC	22,351		
6. CONTINENTAL GRAIN COMPANY	38,056	6. WASHINGTON AGRICULTURAL DEV	20,613		
7. MANAGEMENT ANALYSIS COMPANY	32,573	7. LOGICON INC	19,598		
8. NORTHWEST PACKING COMPANY	12,239	8. FLETCHER CHALLENGE LTD	19,028		
9. UNIVERSITY OF WASHINGTON	11,784	9. URS CORPORATION	18,615		
10. TRI-STATE CONSTRUCTION INC	11,418	10. MANSON CNSTR & ENGRG CO	17,738		

FEDERAL PROCUREMENT DATA SYSTEM
FEDERAL PROCUREMENT DOLLARS FOR WEST VIRGINIA
 Fiscal Year 1994 to Date

Population 1,793,477
 Per Capita Procurement \$218

Total Procurement By Place of Performance \$390,146,000
 Rank Per Capita 47 Last Year 45

TOP FIVE COUNTIES					
NAME OF COUNTY	CIVILIAN AGENCIES		DEPARTMENT OF DEFENSE		TOTAL (000)
	SMALL DIS-ADVANTAGED (000)	OTHER (000)	SMALL DIS-ADVANTAGED (000)	OTHER (000)	
1. BERKELEY	512	67,070	291	500	68,373
2. JEFFERSON	1,312	6,285	0	40,491	48,088
3. MONONGALIA	6,877	33,717	1,600	4,362	46,556
4. KANAWHA	4,610	26,699	959	6,162	38,430
5. MINERAL	0	58	0	34,187	34,245

TOP FIVE AGENCIES WITH PLACE OF PERFORMANCE IN THIS STATE (000)	
1. DEPARTMENT OF DEFENSE	177,191
2. DEPARTMENT OF THE TREASURY	55,653
3. DEPARTMENT OF ENERGY	33,121
4. DEPARTMENT OF JUSTICE	22,527
5. DEPARTMENT OF LABOR	19,433

TOP FIVE CONTRACTING OFFICES LOCATED IN THIS STATE (000)	
1 ENERGY, MORGANTOWN ENERGY TECHNOLOGY CENTER	125,800
2 ARMY, ENGINEER DISTRICT HUNTINGTON (CIVIL)	95,060
3 INTERIOR, NATL PARK SERVICE, HARPERS FERRY	14,670
4 TREASURY, BUR OF PUBLIC DEBT, PARKERSBURG	7,596
5 VA MEDICAL CENTER, MARTINSBURG	7,539

TYPE OF PRODUCT OR SERVICE	SMALL BUSINESS (000)	LARGE BUSINESS (000)	STATE & LOCAL GOV'T (000)	NON-PROFIT & OTHER (000)	TOTAL (000)
R & D	4,299	8,855	1,828	799	15,781
Construction	40,416	117,475	0	0	157,891
Supplies & Equipment	64,984	36,583	67	983	102,617
Services	38,260	55,579	9,518	10,500	113,857
TOTAL	147,959	218,492	11,413	12,282	390,146

TOP CONTRACTORS PERFORMING IN THIS STATE			
CIVILIAN AGENCIES CONTRACTORS	DOLLARS (000)	DEPARTMENT OF DEFENSE CONTRACTORS	DOLLARS (000)
1. VION CORPORATION	42,699	1. CENTEX CORPORATION	40,000
2. EG&G INC	17,113	2. HERCULES INCORPORATED	33,083
3. MANAGEMENT AND TRAINING CORP	12,900	3. BILFINGER & BERGER BAUAG	11,784
4. M E C CONSTRUCTION INC	5,296	4. KIEWIT PETER SONS DE CORP	11,300
5. CRSS INC	5,245	5. MARCH-WESTIN COMPANY INC	7,573
6. TRAFALGAR HOUSE PLC	4,800	6. BAKER MICHAEL CORPORATION	6,372
7. ANKERCOAL GROUP NV	4,725	7. JOHNSON AL CONSTRUCTION CO	6,000
8. CALLAS CONTRACTORS INC	4,630	8. INTERNATIONAL RESOURCES INC	4,837
9. BATTELLE MEMORIAL INSTITUTE	4,335	9. ELECTRONIC WARFARE ASSOCIATES	3,310
10. HAZWASTE INDUSTRIES INC	4,330	10. TMARO CORP	3,296

FEDERAL PROCUREMENT DATA SYSTEM
FEDERAL PROCUREMENT DOLLARS FOR WISCONSIN
 Fiscal Year 1994 to Date

Population 4,891,769
 Per Capita Procurement \$231

Total Procurement By Place of Performance \$1,130,545,000
 Rank Per Capita 44 Last Year 42

TOP FIVE COUNTIES					
NAME OF COUNTY	CIVILIAN AGENCIES		DEPARTMENT OF DEFENSE		TOTAL (000)
	SMALL DIS-ADVANTAGED (000)	OTHER (000)	SMALL DIS-ADVANTAGED (000)	OTHER (000)	
1. WINNEBAGO	94	480	0	441,015	441,589
2. MILWAUKEE	2,443	87,712	4,152	55,501	149,808
3. DANE	412	35,293	1,683	49,407	86,795
4. BROWN	94	70,531	49	5,124	75,798
5. WAUKESHA	0	14,944	0	28,891	43,835
TOP FIVE AGENCIES WITH PLACE OF PERFORMANCE IN THIS STATE (000)					
1. DEPARTMENT OF DEFENSE					764,936
2. DEPARTMENT OF AGRICULTURE					116,690
3. DEPARTMENT OF JUSTICE					77,871
4. DEPARTMENT OF VETERANS AFFAIRS					42,550
5. NATIONAL AERONAUTICS AND SPACE ADMINISTRATION					29,870
TOP FIVE CONTRACTING OFFICES LOCATED IN THIS STATE (000)					
1 ARMY, DIR OF CONTRACTING, FORT MCCOY					30,021
2 TRANSPORTATION, COAST GUARD, MARINETTE					28,658
3 VA, C J ZABLOCKI MEDICAL CTN, MILWAUKEE					22,713
4 ARMY, USPFO FOR WISCONSIN, CAMP DOUGLAS					19,859
5 VA, WM S MIDDLETON MEMOR HOSP, MADISON					7,917
TYPE OF PRODUCT OR SERVICE	SMALL BUSINESS (000)	LARGE BUSINESS (000)	STATE & LOCAL GOV'T (000)	NON-PROFIT & OTHER (000)	TOTAL (000)
R & D	4,340	3,536	15,197	4,589	27,662
Construction	42,429	34,147	624	0	77,200
Supplies & Equipment	135,578	705,041	119	36,325	877,063
Services	36,409	85,359	16,959	9,893	148,620
TOTAL	218,756	828,083	32,899	50,807	1,130,545
TOP CONTRACTORS PERFORMING IN THIS STATE					
CIVILIAN AGENCIES CONTRACTORS	DOLLARS (000)	DEPARTMENT OF DEFENSE CONTRACTORS	DOLLARS (000)		
1. KRUEGER INTERNATIONAL INC	57,994	1. OSHKOSH TRUCK CORPORATION	408,672		
2. ARCHER DANIELS MIDLAND CO	27,749	2. CGR MEDICAL SYSTEMS INC	21,821		
3. CRAY RESEARCH INC	26,204	3. PETERSON BUILDERS INC	16,763		
4. UNIVERSITY OF WISCONSIN	18,069	4. O R C INDUSTRIES INC	13,655		
5. DIDION INC	15,156	5. ASTRONAUTICS CORP OF AMERICA	12,788		
6. LEGGETT & PLATT INCORPORATED	12,186	6. KRAEMER BROTHERS INC	12,396		
7. LEVEL VALLEY DAIRY CO	9,613	7. WISCONSIN PHYSICIANS SVCS	11,914		
8. PECK FOODS CORPORATION	9,567	8. PHILIP MORRIS COMPANIES INC	11,402		
9. NORTHWESTERN MUTL LF INSUR INC	9,400	9. OLIN CORPORATION	11,142		
10. ASSOCIATED MILK PRODUCERS	8,440	10. GENERAL ELECTRIC COMPANY	10,475		

FEDERAL PROCUREMENT DATA SYSTEM
FEDERAL PROCUREMENT DOLLARS FOR WYOMING
 Fiscal Year 1994 to Date

Population 453,588 Total Procurement By Place of Performance \$107,230,000
 Per Capita Procurement \$236 Rank Per Capita 42 Last Year 39

TOP FIVE COUNTIES					
NAME OF COUNTY	CIVILIAN AGENCIES		DEPARTMENT OF DEFENSE		TOTAL (000)
	SMALL DIS-ADVANTAGED (000)	OTHER (000)	SMALL DIS-ADVANTAGED (000)	OTHER (000)	
1. LARAMIE	183	4,330	9,285	24,872	38,670
2. WESTON	0	305	0	16,779	17,084
3. PARK	432	15,419	0	381	16,232
4. FREMONT	239	6,800	0	131	7,170
5. ALBANY	73	6,160	0	669	6,902
TOP FIVE AGENCIES WITH PLACE OF PERFORMANCE IN THIS STATE (000)					
1. DEPARTMENT OF DEFENSE					56,356
2. DEPARTMENT OF TRANSPORTATION					17,585
3. DEPARTMENT OF THE INTERIOR					12,241
4. DEPARTMENT OF AGRICULTURE					6,329
5. DEPARTMENT OF HEALTH AND HUMAN SERVICES					3,620
TOP FIVE CONTRACTING OFFICES LOCATED IN THIS STATE (000)					
1 USAF, 90 CONS/LGO, F E WARRENT AFB					26,990
2 VA MED/RO CENTER, CHEYENNE					2,330
3 ARMY, USPFO FOR WYOMING, CHEYENNE					1,871
4 VA MEDICAL CENTER, SHERIDAN					1,450
5 INTERIOR, BUR OF LAND MGMT, CHEYENNE					825
TYPE OF PRODUCT OR SERVICE	SMALL BUSINESS (000)	LARGE BUSINESS (000)	STATE & LOCAL GOV'T (000)	NON-PROFIT & OTHER (000)	TOTAL (000)
R & D	0	0	165	5,563	5,728
Construction	36,587	14,083	0	0	50,670
Supplies & Equipment	18,581	2,990	39	0	21,610
Services	16,609	6,855	801	4,957	29,222
TOTAL	71,777	23,928	1,005	10,520	107,230
TOP CONTRACTORS PERFORMING IN THIS STATE					
CIVILIAN AGENCIES CONTRACTORS	DOLLARS (000)	DEPARTMENT OF DEFENSE CONTRACTORS	DOLLARS (000)		
1. BURGGRAF CONSTRUCTION COMPANY	8,738	1. HERMES CONSOLIDATED INC	16,524		
2. UNIVERSITY OF WYOMING	5,665	2. KLOEFKORN-BALLARD CONSTR	5,413		
3. MOLTZ CONSTRUCTORS INC	3,799	3. BOWMAN JOHN INC	3,376		
4. REIMAN CORP	2,316	4. GROWLING BEAR COMPANY	2,671		
5. TIERRA GRANDE MANAGEMENT INC	1,814	5. DAMES & MOORE INC	2,617		
6. IMPSA INTERNATIONAL INC	1,500	6. DOMINION SERVICES INC	2,048		
7. HEALTHTRUST INC - HOSPITAL CO	1,301	7. REIMAN CORP	2,015		
8. ORNDA HEALTHCORP	1,301	8. COUGHLIN CONSTRUCTION COMPANY	1,994		
9. PACIFICORP	1,000	9. SIMON JAMES E CO	1,824		
10. HAWKINS & POWERS AVIATION INC	985	10. COAST ENGINEERING & CNSTR CORP	1,326		

SECTION III
AGENCY VIEWS

FEDERAL PROCUREMENT DATA SYSTEM
TOTAL FEDERAL SNAPSHOT REPORT - SF281
Actions Reported in Summary on SF281
Fiscal Year 1994 Through Fourth Quarter

PART I - PRIME CONTRACTS							
	PROCUREMENT METHODS	Number of Actions (a)	NET DOLLAR AMOUNTS (000)				Total Dollars (f)
			Small Business Concerns (b)	Large Business Concerns (c)	Domestic Outside U.S./ Foreign (d)	Other Entities (e)	
NEW AWARDS AND MODIFICATIONS	1. Tariff or Regulated Acquisitions	508,187					309,995
	2. Contracts for Foreign Government or International Organization	52,170					99,823
	3. Small Purchases	10,448,951	7,824,827	2,416,989	580,040	184,211	10,986,067
	4. Delivery Orders - GSA Schedules Only	1,082,309	859,180	1,098,521	26,268	9,601	2,093,570
	5. Delivery Orders - Other Federal Schedules	635,793	262,554	575,409	3,352	9,722	851,037
	6. Delivery Orders - All Other	4,247,618	1,599,589	4,211,897	275,055	178,852	6,262,973
	7. Other Procurement Methods	1,398,402	600,561	272,338	134,857	110,282	1,117,838
	8. TOTAL NEW AWARDS AND MODIFICATIONS	18,372,426	11,246,691	8,574,954	998,372	490,468	21,721,303
COMPETITION	9. Competed	7,102,078	6,846,492	3,594,858	708,426	90,553	11,042,342
	10. Not Competed	1,290,326	1,259,372	821,786	81,949	92,094	2,266,580
	11. Not Available for Competition	8,980,024	3,340,827	4,158,310	208,997	307,821	8,412,381
MODIFICATIONS	12. TOTAL MODIFICATIONS (Excluding Line 3)	305,712					461,499

PART II - SELECTED SOCIOECONOMIC STATISTICS (Includes both new awards and modifications)					
PREFERENCE PROGRAMS			TYPE OF CONTRACTOR		
CATEGORY	Number of Actions (a)	Total net Dollars (b)	CATEGORY	Number of Actions (a)	Total net Dollars (b)
13. Small Business - Small Purchase Set-Aside	6,635,974	6,139,705	18. Small Disadvantaged Business	491,995	643,697
14. Small Business Set-Aside	550,887	877,976	19. Woman-Owned Small Business	651,076	748,937
15. Labor Surplus Area Set-Aside	321,447	341,923	20. Sheltered Workshop	38,157	119,340
16. Combined Labor Surplus/ Small Business Set-Aside	144,189	111,859			
17. 8(a) Awards	53,083	121,911			

TOTAL FEDERAL SNAPSHOT REPORT - SF279
Actions Reported Individually on SF279
Fiscal Year 1994 Through Fourth Quarter

	Actions	Dollars (000)
TOTAL	434,958	174,687,951
CICA APPLICABILITY		
Pre-CICA	4,394	10,496,552
CICA Awards	401,118	153,422,691
Small Purchases	13,672	70,387
Subject to Statute other than CICA	5,248	1,603,327
KIND OF CONTRACT ACTION		
Initial Letter Contract	1,361	2,155,295
Def. Contract Superseding Letter	748	2,814,171
New Definitive Contract	71,496	38,844,843
Small Purchase Procedure	13,364	69,224
Order Under IDC	148,074	23,556,233
Order Under BOA	22,586	5,034,058
Order /Mod Under GSA Schedule	20,846	1,409,671
Order/Mod Under VA or OPM Schedule	2,968	309,909
Modifications	147,058	100,987,673
Termination for Default	692	-70,868
Termination for Convenience	2,903	-422,256
SYNOPSIS OF PROCUREMENT PRIOR TO AWARD		
Synopsized Prior to Award	272,918	121,792,226
Not Synopsized Due to Urgency	9,065	2,934,847
Not Synopsized for Other Reason	142,375	40,861,272

FEDERAL PROCUREMENT DATA SYSTEM
TOTAL FEDERAL SNAPSHOT REPORT - SF279
 Actions Reported Individually on SF279
 Fiscal Year 1994 Through Fourth Quarter

	Actions	Dollars (000)
SOLICITATION PROCEDURE		
Full and Open Competition - Sealed Bid	58,725	14,485,399
Full and Open Competition - Comp Proposal	142,245	80,644,863
Full and Open Competition - Combination	992	875,609
Architect Engineer	18,779	2,725,023
Basic Research	3,584	1,034,018
Multiple Award Schedule	21,789	1,871,562
Alternate Source/Reduced Cost	81	94,588
Alternate Source/Mobilization	513	1,834,228
Alternate Source/Eng R & D	12	9,229
Set-aside	45,626	7,807,547
Other than Full and Open Competition	108,796	62,450,881
FULL AND OPEN COMPETITION WITH ONLY ONE BIDDER/OFFERER	35,982	9,945,225
AUTHORITY FOR OTHER THAN FULL AND OPEN COMPETITION		
Only One Source	45,077	42,649,018
- Follow-on Contract	2,488	8,296,281
- Utilities (Regulated & Telecommunications)	5,288	909,504
Unusual & Compelling Urgency	10,530	3,873,081
Mobilization/Essential R&D	3,604	6,397,731
International Agreement	52	259,537
Authorized by Statute	40,858	5,887,176
Authorized Resale	8,803	1,145,648
National Security	1,773	1,349,709
Public Interest	99	808,971
EXTENT COMPETED		
Competed	317,558	104,226,306
Not Available for Competition	60,349	12,197,082
Follow-on to Competed Action	4,585	11,689,515
Not Competed	41,940	37,480,051
TYPE OF CONTRACT		
Fixed Price	338,021	93,107,170
Cost Reimbursement	63,380	88,407,745
Time and Material	17,387	4,282,013
Labor Hour	5,634	1,816,028
TYPE OF CONTRACTOR		
Small Disadvantaged Business	48,914	9,059,488
Other Small Business	149,201	19,363,545
Large Business	191,945	119,779,972
Sheltered Workshops	3,705	482,843
Educational & Nonprofit	10,683	7,816,438
State & Local Government	5,870	3,441,248
Foreign Contractor	11,378	4,047,799
Domestic Contractor Performing Outside US	2,738	1,621,624
WOMAN-OWNED SMALL BUSINESS	17,517	2,311,548
PREFERENCE PROGRAMS		
Directed to Sheltered Workshop	3,250	320,186
8 (a) Program	27,428	5,213,912
Combined LSA/SB Set-aside	3,289	172,379
Small Business Set-aside	41,826	6,165,480
Labor Surplus Area Set-aside	9,594	1,585,254
Tie Bid Preference	34	5,241
Buy Indian/Self Determination Act	2,680	413,858
No Preference Program or Not Listed	336,331	151,736,667
SUBJECT TO LABOR STATUTES		
Walsh Healy Act - Manufacturer	105,883	63,319,085
Walsh Healy Act - Dealer	33,755	5,782,752
Service Contract Act	79,900	19,584,414
Davis Bacon Act	51,483	14,114,059
Not Subject to Above Acts	153,411	62,812,647
PRODUCT OR SERVICE		
Supplies & Equipment	114,592	58,586,296
ADP Equipment, Purchase and Lease	29,901	4,290,527
Research & Development	31,979	27,638,469
Construction	62,496	15,758,287
Architect & Engineering	21,260	3,641,128
Real Property, Purchase & Lease, or Maintenance	11,828	1,802,525
ADP Services (Includes Installation & Maintenance)	25,812	6,593,078
Other Services	132,424	56,376,641

FEDERAL PROCUREMENT DATA SYSTEM
EXECUTIVE OFFICE OF THE PRESIDENT
Actions Reported in Summary on SF281
Fiscal Year 1994 Through Fourth Quarter

PART I - PRIME CONTRACTS							
	PROCUREMENT METHODS	Number of Actions (a)	NET DOLLAR AMOUNTS (000)				Total Dollars (f)
			Small Business Concerns (b)	Large Business Concerns (c)	Domestic Outside U.S./ Foreign (d)	Other Entities (e)	
NEW AWARDS AND MODIFICATIONS	1. Tariff or Regulated Acquisitions	0					0
	2. Contracts for Foreign Government or International Organization	0					0
	3. Small Purchases	1,638	4,619	1,237	28	13	5,897
	4. Delivery Orders - GSA Schedules Only	228	450	851	0	0	1,301
	5. Delivery Orders - Other Federal Schedules	9	0	12	0	16	28
	6. Delivery Orders - All Other	4	0	20	0	1	21
	7. Other Procurement Methods	0	0	0	0	0	0
	8. TOTAL NEW AWARDS AND MODIFICATIONS	1,877	5,069	2,120	28	30	7,247
COMPETITION	9. Competed	344	1,743	436	2	2	2,183
	10. Not Competed	1,445	3,131	1,368	25	19	4,543
	11. Not Available for Competition	88	195	316	1	9	521
MODIFICATIONS	12. TOTAL MODIFICATIONS (Excluding Line 3)	0					0

PART II - SELECTED SOCIOECONOMIC STATISTICS (Includes both new awards and modifications)					
PREFERENCE PROGRAMS			TYPE OF CONTRACTOR		
CATEGORY	Number of Actions (a)	Total net Dollars (b)	CATEGORY	Number of Actions (a)	Total net Dollars (b)
13. Small Business - Small Purchase Set-Aside	1,355	4,619	18. Small Disadvantaged Business	123	721
14. Small Business Set-Aside	0	0	19. Woman-Owned Small Business	202	797
15. Labor Surplus Area Set-Aside	0	0	20. Sheltered Workshop	0	0
16. Combined Labor Surplus/ Small Business Set-Aside	0	0			
17. 8(a) Awards	0	0			

EXECUTIVE OFFICE OF THE PRESIDENT
Actions Reported Individually on SF279
Fiscal Year 1994 Through Fourth Quarter

	Actions	Dollars (000)
TOTAL	136	17,956
CICA APPLICABILITY		
Pre-CICA	0	0
CICA Awards	136	17,956
Small Purchases	0	0
Subject to Statute other than CICA	0	0
KIND OF CONTRACT ACTION		
Initial Letter Contract	0	0
Def. Contract Superseding Letter	0	0
New Definitive Contract	7	525
Small Purchase Procedure	0	0
Order Under IDC	1	30
Order Under BOA	3	431
Order /Mod Under GSA Schedule	42	2,363
Order/Mod Under VA or OPM Schedule	0	0
Modifications	83	14,607
Termination for Default	0	0
Termination for Convenience	0	0
SYNOPSIS OF PROCUREMENT PRIOR TO AWARD		
Synopsized Prior to Award	47	10,317
Not Synopsized Due to Urgency	14	1,407
Not Synopsized for Other Reason	75	6,232

FEDERAL PROCUREMENT DATA SYSTEM
EXECUTIVE OFFICE OF THE PRESIDENT
 Actions Reported Individually on SF279
 Fiscal Year 1994 Through Fourth Quarter

	Actions	Dollars (000)
SOLICITATION PROCEDURE		
Full and Open Competition - Sealed Bid	0	0
Full and Open Competition - Comp Proposal	35	9,212
Full and Open Competition - Combination	0	0
Architect Engineer	0	0
Basic Research	0	0
Multiple Award Schedule	41	2,324
Alternate Source/Reduced Cost	0	0
Alternate Source/Mobilization	0	0
Alternate Source/Eng R & D	0	0
Set-aside	0	0
Other than Full and Open Competition	60	6,420
FULL AND OPEN COMPETITION WITH ONLY ONE BIDDER/OFFERER	0	0
AUTHORITY FOR OTHER THAN FULL AND OPEN COMPETITION		
Only One Source	5	229
- Follow-on Contract	0	0
- Utilities (Regulated & Telecommunications)	0	0
Unusual & Compelling Urgency	16	1,414
Mobilization/Essential R&D	0	0
International Agreement	0	0
Authorized by Statute	39	4,777
Authorized Resale	0	0
National Security	0	0
Public Interest	0	0
EXTENT COMPETED		
Competed	85	12,616
Not Available for Competition	40	4,692
Follow-on to Competed Action	0	0
Not Competed	11	648
TYPE OF CONTRACT		
Fixed Price	91	10,731
Cost Reimbursement	8	4,562
Time and Material	0	0
Labor Hour	39	2,663
TYPE OF CONTRACTOR		
Small Disadvantaged Business	38	4,418
Other Small Business	43	3,193
Large Business	50	9,867
Sheltered Workshops	0	0
Educational & Nonprofit	0	0
State & Local Government	3	431
Foreign Contractor	2	47
Domestic Contractor Performing Outside US	0	0
WOMAN-OWNED SMALL BUSINESS	3	173
PREFERENCE PROGRAMS		
Directed to Sheltered Workshop	0	0
8 (a) Program	32	4,241
Combined LSA/SB Set-aside	0	0
Small Business Set-aside	7	292
Labor Surplus Area Set-aside	0	0
Tie Bid Preference	0	0
Buy Indian/Self Determination Act	0	0
No Preference Program or Not Listed	97	13,423
SUBJECT TO LABOR STATUTES		
Walsh Healy Act - Manufacturer	57	5,259
Walsh Healy Act - Dealer	13	1,141
Service Contract Act	51	10,678
Davis Bacon Act	0	0
Not Subject to Above Acts	15	878
PRODUCT OR SERVICE		
Supplies & Equipment	19	1,484
ADP Equipment, Purchase and Lease	41	3,966
Research & Development	0	0
Construction	2	142
Architect & Engineering	0	0
Real Property, Purchase & Lease, or Maintenance	0	0
ADP Services (includes Installation & Maintenance)	54	7,802
Other Services	20	4,562

**FEDERAL PROCUREMENT DATA SYSTEM
DEPARTMENT OF AGRICULTURE
Actions Reported in Summary on SF281
Fiscal Year 1994 Through Fourth Quarter**

PART I - PRIME CONTRACTS							
	PROCUREMENT METHODS	Number of Actions (a)	NET DOLLAR AMOUNTS (000)				Total Dollars (f)
			Small Business Concerns (b)	Large Business Concerns (c)	Domestic Outside U.S./ Foreign (d)	Other Entities (e)	
NEW AWARDS AND MODIFICATIONS	1. Tariff or Regulated Acquisitions	384,227					70,168
	2. Contracts for Foreign Government or International Organization	441					535
	3. Small Purchases	607,107	295,269	42,878	1,382	7,798	347,125
	4. Delivery Orders - GSA Schedules Only	77,852	35,837	43,455	81	101	79,274
	5. Delivery Orders - Other Federal Schedules	7,747	8,220	7,375	447	192	16,234
	6. Delivery Orders - All Other	8,982	7,605	3,589	17	148	11,359
	7. Other Procurement Methods	51,159	41,399	18,991	110	6,863	67,363
	8. TOTAL NEW AWARDS AND MODIFICATIONS	1,137,515	388,130	116,068	2,037	15,100	592,078
COMPETITION	9. Competed	252,932	228,640	84,383	799	1,955	315,777
	10. Not Competed	171,228	64,062	14,041	785	5,175	84,063
	11. Not Available for Competition	713,355	95,428	17,664	453	7,970	192,238
MODIFICATIONS	12. TOTAL MODIFICATIONS (Excluding Line 3)	10,956					-4,047

PART II - SELECTED SOCIOECONOMIC STATISTICS (Includes both new awards and modifications)					
PREFERENCE PROGRAMS			TYPE OF CONTRACTOR		
CATEGORY	Number of Actions (a)	Total net Dollars (b)	CATEGORY	Number of Actions (a)	Total net Dollars (b)
13. Small Business - Small Purchase Set-Aside	332,945	125,292	18. Small Disadvantaged Business	10,114	15,956
14. Small Business Set-Aside	19,675	18,943	19. Woman-Owned Small Business	28,210	31,708
15. Labor Surplus Area Set-Aside	3,407	2,506	20. Sheltered Workshop	320	587
16. Combined Labor Surplus/ Small Business Set-Aside	24,358	17,715			
17. 8(a) Awards	3,878	1,363			

**DEPARTMENT OF AGRICULTURE
Actions Reported Individually on SF279
Fiscal Year 1994 Through Fourth Quarter**

	Actions	Dollars (000)
TOTAL	19,238	2,869,278
CICA APPLICABILITY		
Pre-CICA	84	2,793
CICA Awards	15,235	2,612,863
Small Purchases	3,209	23,552
Subject to Statute other than CICA	729	230,154
KIND OF CONTRACT ACTION		
Initial Letter Contract	154	21,063
Def. Contract Superseding Letter	15	1,383
New Definitive Contract	7,147	2,345,891
Small Purchase Procedure	3,189	24,378
Order Under IDC	4,195	223,582
Order Under BOA	33	647
Order /Mod Under GSA Schedule	304	14,304
Order/Mod Under VA or OPM Schedule	2	349
Modifications	4,167	239,032
Termination for Default	21	-754
Termination for Convenience	11	-617
SYNOPSIS OF PROCUREMENT PRIOR TO AWARD		
Synopsized Prior to Award	8,459	667,052
Not Synopsized Due to Urgency	910	45,584
Not Synopsized for Other Reason	9,868	1,956,526

FEDERAL PROCUREMENT DATA SYSTEM
DEPARTMENT OF AGRICULTURE
Actions Reported Individually on SF279
Fiscal Year 1994 Through Fourth Quarter

	Actions	Dollars (000)
SOLICITATION PROCEDURE		
Full and Open Competition - Sealed Bid	6,728	1,955,863
Full and Open Competition - Comp Proposal	2,379	320,297
Full and Open Competition - Combination	81	4,027
Architect Engineer	800	22,444
Basic Research	0	0
Multiple Award Schedule	202	10,013
Alternate Source/Reduced Cost	0	0
Alternate Source/Mobilization	8	181
Alternate Source/Eng R & D	0	0
Set-aside	1,840	105,984
Other than Full and Open Competition	3,219	193,874
FULL AND OPEN COMPETITION WITH ONLY ONE BIDDER/OFFERER	1,118	81,684
AUTHORITY FOR OTHER THAN FULL AND OPEN COMPETITION		
Only One Source	635	44,830
- Follow-on Contract	56	2,668
- Utilities (Regulated & Telecommunications)	15	691
Unusual & Compelling Urgency	1,018	51,394
Mobilization/Essential R&D	0	0
International Agreement	3	34
Authorized by Statute	1,517	94,842
Authorized Resale	0	0
National Security	1	38
Public Interest	45	2,936
EXTENT COMPETED		
Competed	16,574	2,707,619
Not Available for Competition	1,845	120,932
Follow-on to Competed Action	62	2,523
Not Competed	956	38,088
TYPE OF CONTRACT		
Fixed Price	18,929	2,795,842
Cost Reimbursement	211	65,350
Time and Material	20	3,704
Labor Hour	77	4,266
TYPE OF CONTRACTOR		
Small Disadvantaged Business	3,217	179,222
Other Small Business	12,236	991,031
Large Business	3,528	1,671,087
Sheltered Workshops	35	2,235
Educational & Nonprofit	96	18,493
State & Local Government	118	6,545
Foreign Contractor	5	549
Domestic Contractor Performing Outside US	0	0
WOMAN-OWNED SMALL BUSINESS	1,482	81,815
PREFERENCE PROGRAMS		
Directed to Sheltered Workshop	28	1,851
8 (a) Program	1,953	121,023
Combined LSA/SB Set-aside	1,992	61,811
Small Business Set-aside	2,899	257,404
Labor Surplus Area Set-aside	685	54,847
Tie Bid Preference	0	0
Buy Indian/Self Determination Act	1	41
No Preference Program or Not Listed	11,679	2,372,185
SUBJECT TO LABOR STATUTES		
Wash Healy Act - Manufacturer	952	152,288
Wash Healy Act - Dealer	681	33,563
Service Contract Act	6,301	302,331
Davis Bacon Act	5,882	288,552
Not Subject to Above Acts	5,421	2,082,428
PRODUCT OR SERVICE		
Supplies & Equipment	3,729	2,011,252
ADP Equipment, Purchase and Lease	1,084	135,862
Research & Development	11	1,272
Construction	6,397	293,878
Architect & Engineering	744	25,290
Real Property, Purchase & Lease, or Maintenance	790	39,424
ADP Services (includes Installation & Maintenance)	686	82,699
Other Services	5,797	279,601

**FEDERAL PROCUREMENT DATA SYSTEM
DEPARTMENT OF COMMERCE
Actions Reported in Summary on SF281
Fiscal Year 1994 Through Fourth Quarter**

PART I - PRIME CONTRACTS							
	PROCUREMENT METHODS	Number of Actions (a)	NET DOLLAR AMOUNTS (000)				Total Dollars (f)
			Small Business Concerns (b)	Large Business Concerns (c)	Domestic Outside U.S./ Foreign (d)	Other Entities (e)	
NEW AWARDS AND MODIFICATIONS	1. Tariff or Regulated Acquisitions	248					275
	2. Contracts for Foreign Government or International Organization	12					17
	3. Small Purchases	72,463	84,054	17,587	322	5,446	107,409
	4. Delivery Orders - GSA Schedules Only	27,061	16,809	15,255	2	99	32,165
	5. Delivery Orders - Other Federal Schedules	299	547	782	0	48	1,378
	6. Delivery Orders - All Other	2,007	2,804	1,881	0	719	5,404
	7. Other Procurement Methods	4,002	1,286	1,614	1	580	3,481
	8. TOTAL NEW AWARDS AND MODIFICATIONS	106,092	105,500	37,119	325	6,893	150,129
COMPETITION	9. Competed	44,419	57,784	21,614	26	1,040	80,464
	10. Not Competed	8,366	21,178	7,227	215	4,104	32,724
	11. Not Available for Competition	53,307	26,538	8,278	84	1,749	36,941
MODIFICATIONS	12. TOTAL MODIFICATIONS (Excluding Line 3)	5,929					442

PART II - SELECTED SOCIOECONOMIC STATISTICS (Includes both new awards and modifications)					
PREFERENCE PROGRAMS			TYPE OF CONTRACTOR		
CATEGORY	Number of Actions (a)	Total net Dollars (b)	CATEGORY	Number of Actions (a)	Total net Dollars (b)
13. Small Business - Small Purchase Set-Aside	25,078	34,145	18. Small Disadvantaged Business	2,327	5,936
14. Small Business Set-Aside	22	13	19. Woman-Owned Small Business	3,236	6,004
15. Labor Surplus Area Set-Aside	111	346	20. Sheltered Workshop	12	-587
16. Combined Labor Surplus/ Small Business Set-Aside	469	227			
17. 8(a) Awards	16	89			

**DEPARTMENT OF COMMERCE
Actions Reported Individually on SF279
Fiscal Year 1994 Through Fourth Quarter**

	Actions	Dollars (000)
TOTAL	4,727	719,034
CICA APPLICABILITY		
Pre-CICA	66	106,833
CICA Awards	4,653	611,606
Small Purchases	2	128
Subject to Statute other than CICA	0	0
KIND OF CONTRACT ACTION		
Initial Letter Contract	13	5,422
Def. Contract Superseding Letter	4	1,901
New Definitive Contract	617	120,500
Small Purchase Procedure	0	0
Order Under IDC	1,447	114,741
Order Under BOA	39	4,825
Order /Mod Under GSA Schedule	376	28,123
Order/Mod Under VA or OPM Schedule	1	100
Modifications	2,227	443,305
Termination for Default	1	260
Termination for Convenience	2	-143
SYNOPSIS OF PROCUREMENT PRIOR TO AWARD		
Synopsized Prior to Award	1,217	370,757
Not Synopsized Due to Urgency	71	6,071
Not Synopsized for Other Reason	3,433	341,740

FEDERAL PROCUREMENT DATA SYSTEM
DEPARTMENT OF COMMERCE
Actions Reported Individually on SF279
Fiscal Year 1994 Through Fourth Quarter

	Actions	Dollars (000)
SOLICITATION PROCEDURE		
Full and Open Competition - Sealed Bid	518	45,596
Full and Open Competition - Comp Proposal	1,599	295,569
Full and Open Competition - Combination	9	429
Architect Engineer	100	37,736
Basic Research	3	100
Multiple Award Schedule	362	25,430
Alternate Source/Reduced Cost	0	0
Alternate Source/Mobilization	0	0
Alternate Source/Eng R & D	0	0
Set-aside	524	82,246
Other than Full and Open Competition	1,539	144,607
FULL AND OPEN COMPETITION WITH ONLY ONE BIDDER/OFFERER	263	47,091
AUTHORITY FOR OTHER THAN FULL AND OPEN COMPETITION		
Only One Source	474	43,969
- Follow-on Contract	24	4,068
- Utilities (Regulated & Telecommunications)	20	778
Unusual & Compelling Urgency	133	15,189
Mobilization/Essential R&D	13	1,814
International Agreement	3	1,707
Authorized by Statute	814	81,902
Authorized Resale	0	0
National Security	1	29
Public Interest	1	-3
EXTENT COMPETED		
Completed	3,291	589,821
Not Available for Competition	982	84,044
Follow-on to Completed Action	10	626
Not Competed	428	44,277
TYPE OF CONTRACT		
Fixed Price	3,928	507,598
Cost Reimbursement	521	184,814
Time and Material	153	12,288
Labor Hour	119	13,868
TYPE OF CONTRACTOR		
Small Disadvantaged Business	1,093	101,324
Other Small Business	1,836	151,376
Large Business	1,544	433,649
Sheltered Workshops	4	744
Educational & Nonprofit	142	15,634
State & Local Government	71	4,735
Foreign Contractor	22	10,525
Domestic Contractor Performing Outside US	9	381
WOMAN-OWNED SMALL BUSINESS	308	21,222
PREFERENCE PROGRAMS		
Directed to Sheltered Workshop	3	45
8 (a) Program	874	79,094
Combined LSA/SB Set-aside	2	114
Small Business Set-aside	983	92,188
Labor Surplus Area Set-aside	5	459
Tie Bid Preference	1	57
Buy Indian/Self Determination Act	0	0
No Preference Program or Not Listed	2,853	546,611
SUBJECT TO LABOR STATUTES		
Walsh Healy Act - Manufacturer	1,483	231,760
Walsh Healy Act - Dealer	559	40,401
Service Contract Act	1,004	171,412
Davis Bacon Act	375	62,601
Not Subject to Above Acts	1,300	212,364
PRODUCT OR SERVICE		
Supplies & Equipment	907	222,818
ADP Equipment, Purchase and Lease	1,027	83,346
Research & Development	155	24,351
Construction	334	60,735
Architect & Engineering	154	40,810
Real Property, Purchase & Lease, or Maintenance	11	1,449
ADP Services (includes Installation & Maintenance)	546	135,983
Other Services	1,593	149,542

**FEDERAL PROCUREMENT DATA SYSTEM
DEPARTMENT OF DEFENSE
Actions Reported in Summary on SF281
Fiscal Year 1994 Through Fourth Quarter**

PART I - PRIME CONTRACTS							
	PROCUREMENT METHODS	Number of Actions (a)	NET DOLLAR AMOUNTS (000)				Total Dollars (f)
			Small Business Concerns (b)	Large Business Concerns (c)	Domestic Outside U.S./ Foreign (d)	Other Entities (e)	
NEW AWARDS AND MODIFICATIONS	1. Tariff or Regulated Acquisitions	94,522					190,798
	2. Contracts for Foreign Government or International Organization	46,411					97,715
	3. Small Purchases	5,557,700	4,813,052	1,358,831	332,097	44,622	6,548,602
	4. Delivery Orders - GSA Schedules Only	432,525	475,632	498,675	24,930	3,259	1,002,496
	5. Delivery Orders - Other Federal Schedules	137,583	67,500	130,175	1,922	1,413	201,010
	6. Delivery Orders - All Other	3,789,453	1,095,465	3,814,397	266,269	49,856	5,225,987
	7. Other Procurement Methods	938,649	439,549	220,670	121,084	52,639	833,942
	8. TOTAL NEW AWARDS AND MODIFICATIONS	10,976,843	6,891,198	6,022,748	746,302	151,799	14,100,550
COMPETITION	9. Competed	4,388,307	4,341,291	2,092,285	543,010	37,590	7,014,175
	10. Not Competed	385,488	408,149	393,486	45,002	11,899	858,518
	11. Not Available for Competition	6,203,050	2,141,758	3,536,997	158,290	102,300	6,227,857
MODIFICATIONS	12. TOTAL MODIFICATIONS (Excluding Line 3)	217,313					360,830

PART II - SELECTED SOCIOECONOMIC STATISTICS (Includes both new awards and modifications)					
CATEGORY	PREFERENCE PROGRAMS		CATEGORY	TYPE OF CONTRACTOR	
	Number of Actions (a)	Total net Dollars (b)		Number of Actions (a)	Total net Dollars (b)
13. Small Business - Small Purchase Set-Aside	4,073,814	4,246,413	18. Small Disadvantaged Business	337,591	404,704
14. Small Business Set-Aside	328,451	311,123	19. Woman-Owned Small Business	389,730	469,414
15. Labor Surplus Area Set-Aside	0	0	20. Sheltered Workshop	6,805	15,908
16. Combined Labor Surplus/ Small Business Set-Aside	0	0			
17. 8(a) Awards	30,198	89,499			

**DEPARTMENT OF DEFENSE
Actions Reported Individually on SF279
Fiscal Year 1994 Through Fourth Quarter**

	Actions	Dollars (000)
TOTAL	224,354	117,806,854
CICA APPLICABILITY		
Pre-CICA	2,969	3,762,988
CICA Awards	216,215	105,015,851
Small Purchases	0	0
Subject to Statute other than CICA	0	0
KIND OF CONTRACT ACTION		
Initial Letter Contract	934	1,967,137
Def. Contract Superseding Letter	693	2,905,053
New Definitive Contract	43,648	27,575,387
Small Purchase Procedure	0	0
Order Under IDC	74,807	18,003,378
Order Under BOA	12,200	3,356,869
Order /Mod Under GSA Schedule	12,718	912,225
Order/Mod Under VA or OPM Schedule	882	61,142
Modifications	76,727	63,583,243
Termination for Default	238	-66,597
Termination for Convenience	1,509	-391,183
SYNOPSIS OF PROCUREMENT PRIOR TO AWARD		
Synopsized Prior to Award	159,997	86,987,697
Not Synopsized Due to Urgency	6,064	1,812,982
Not Synopsized for Other Reason	53,055	19,973,826

FEDERAL PROCUREMENT DATA SYSTEM
DEPARTMENT OF DEFENSE
Actions Reported Individually on SF279
Fiscal Year 1994 Through Fourth Quarter

	Actions	Dollars (000)
SOICITATION PROCEDURE		
Full and Open Competition - Sealed Bid	21,122	8,318,676
Full and Open Competition - Comp Proposal	77,439	35,926,188
Full and Open Competition - Combination	491	809,130
Architect Engineer	10,365	1,838,922
Basic Research	2,915	863,630
Multiple Award Schedule	12,859	1,114,442
Alternate Source/Reduced Cost	3	3,137
Alternate Source/Mobilization	490	1,631,902
Alternate Source/Eng R & D	9	9,205
Set-aside	27,307	5,939,982
Other than Full and Open Competition	63,215	48,560,637
FULL AND OPEN COMPETITION WITH ONLY ONE BIDDER/OFFERER	14,163	4,390,201
AUTHORITY FOR OTHER THAN FULL AND OPEN COMPETITION		
Only One Source	32,538	38,443,406
- Follow-on Contract	1,757	7,558,644
- Utilities (Regulated & Telecommunications)	1,697	487,003
Unusual & Compelling Urgency	6,531	2,575,696
Mobilization/Essential R&D	3,247	4,283,136
International Agreement	0	0
Authorized by Statute	12,563	2,834,583
Authorized Resale	6,701	1,135,804
National Security	1,637	1,288,012
Public Interest	0	0
EXTENT COMPETED		
Competed	162,197	64,158,885
Not Available for Competition	23,882	6,518,482
Follow-on to Competed Action	3,996	10,457,608
Not Competed	29,069	27,645,864
TYPE OF CONTRACT		
Fixed Price	165,408	72,663,313
Cost Reimbursement	39,592	32,106,794
Time and Material	12,541	3,482,580
Labor Hour	1,843	526,142
TYPE OF CONTRACTOR		
Small Disadvantaged Business	24,725	5,667,591
Other Small Business	62,872	12,889,952
Large Business	113,682	62,365,942
Sheltered Workshops	902	268,747
Educational & Nonprofit	5,963	2,925,629
State & Local Government	0	0
Foreign Contractor	9,400	3,648,781
Domestic Contractor Performing Outside US	1,840	1,012,197
WOMAN-OWNED SMALL BUSINESS	7,304	1,360,851
PREFERENCE PROGRAMS		
Directed to Sheltered Workshop	508	154,475
8 (a) Program	11,945	2,648,610
Combined LSA/SB Set-aside	11	1,059
Small Business Set-aside	21,839	4,429,061
Labor Surplus Area Set-aside	0	0
Tie Bid Preference	0	0
Buy Indian/Self Determination Act	0	0
No Preference Program or Not Listed	184,881	101,545,634
SUBJECT TO LABOR STATUTES		
Walsh Healy Act - Manufacturer	69,832	54,703,230
Walsh Healy Act - Dealer	17,249	3,481,592
Service Contract Act	34,471	11,283,770
Davis Bacon Act	22,006	9,325,789
Not Subject to Above Acts	75,526	29,984,458
PRODUCT OR SERVICE		
Supplies & Equipment	70,078	50,051,275
ADP Equipment, Purchase and Lease	14,065	2,208,211
Research & Development	23,748	21,949,005
Construction	26,988	11,133,484
Architect & Engineering	11,906	2,604,452
Real Property, Purchase & Lease, or Maintenance	225	118,806
ADP Services (includes Installation & Maintenance)	13,885	3,843,303
Other Services	63,459	26,098,138

**FEDERAL PROCUREMENT DATA SYSTEM
DEPARTMENT OF EDUCATION
Actions Reported in Summary on SF281
Fiscal Year 1994 Through Fourth Quarter**

PART I - PRIME CONTRACTS							
	PROCUREMENT METHODS	Number of Actions (a)	NET DOLLAR AMOUNTS (000)				Total Dollars (f)
			Small Business Concerns (b)	Large Business Concerns (c)	Domestic Outside U.S./ Foreign (d)	Other Entities (e)	
NEW AWARDS AND MODIFICATIONS	1. Tariff or Regulated Acquisitions	3					0
	2. Contracts for Foreign Government or International Organization	0					0
	3. Small Purchases	14,677	10,319	1,065	25	3,358	14,787
	4. Delivery Orders - GSA Schedules Only	739	269	1,153	0	4	1,426
	5. Delivery Orders - Other Federal Schedules	22	3	35	0	8	46
	6. Delivery Orders - All Other	45	34	58	0	1	91
	7. Other Procurement Methods	1,046	22	30	0	1,484	1,516
	8. TOTAL NEW AWARDS AND MODIFICATIONS	16,532	10,647	2,368	25	4,835	17,876
COMPETITION	9. Competed	4,418	4,961	1,618	6	1,243	7,848
	10. Not Competed	11,123	5,654	664	19	2,269	8,606
	11. Not Available for Competition	963	12	87	0	1,323	1,422
MODIFICATIONS	12. TOTAL MODIFICATIONS (Excluding Line 3)	187					11

PART II - SELECTED SOCIOECONOMIC STATISTICS (Includes both new awards and modifications)					
CATEGORY	PREFERENCE PROGRAMS		CATEGORY	TYPE OF CONTRACTOR	
	Number of Actions (a)	Total net Dollars (b)		Number of Actions (a)	Total net Dollars (b)
13. Small Business - Small Purchase Set-Aside	79	78	18. Small Disadvantaged Business	70	139
14. Small Business Set-Aside	131	1,692	19. Woman-Owned Small Business	375	347
15. Labor Surplus Area Set-Aside	5	1	20. Sheltered Workshop	6	8
16. Combined Labor Surplus/ Small Business Set-Aside	2	0			
17. 8(a) Awards	0	0			

**DEPARTMENT OF EDUCATION
Actions Reported Individually on SF279
Fiscal Year 1994 Through Fourth Quarter**

	Actions	Dollars (000)
TOTAL	965	356,530
CICA APPLICABILITY		
Pre-CICA	13	2
CICA Awards	943	354,772
Small Purchases	0	0
Subject to Statute other than CICA	9	1,756
KIND OF CONTRACT ACTION		
Initial Letter Contract	1	277
Def. Contract Superseding Letter	2	480
New Definitive Contract	84	41,333
Small Purchase Procedure	0	0
Order Under IDC	0	0
Order Under BOA	0	0
Order /Mod Under GSA Schedule	0	0
Order/Mod Under VA or OPM Schedule	0	0
Modifications	878	314,480
Termination for Default	0	0
Termination for Convenience	0	0
SYNOPSIS OF PROCUREMENT PRIOR TO AWARD		
Synopsized Prior to Award	757	323,528
Not Synopsized Due to Urgency	1	150
Not Synopsized for Other Reason	207	32,852

**FEDERAL PROCUREMENT DATA SYSTEM
DEPARTMENT OF EDUCATION
Actions Reported Individually on SF279
Fiscal Year 1994 Through Fourth Quarter**

SOLICITATION PROCEDURE	Actions	Dollars (000)
Full and Open Competition - Sealed Bid	19	11,401
Full and Open Competition - Comp Proposal	583	296,046
Full and Open Competition - Combination	1	289
Architect Engineer	0	0
Basic Research	0	0
Multiple Award Schedule	0	0
Alternate Source/Reduced Cost	0	0
Alternate Source/Mobilization	0	0
Alternate Source/Eng R & D	0	0
Set-aside	65	15,351
Other than Full and Open Competition	275	31,685
FULL AND OPEN COMPETITION WITH ONLY ONE BIDDER/OFFERER	180	113,238
AUTHORITY FOR OTHER THAN FULL AND OPEN COMPETITION		
Only One Source	188	7,019
- Follow-on Contract	0	0
- Utilities (Regulated & Telecommunications)	0	0
Unusual & Compelling Urgency	1	150
Mobilization/Essential R&D	0	0
International Agreement	0	0
Authorized by Statute	86	24,516
Authorized Resale	0	0
National Security	0	0
Public Interest	0	0
EXTENT COMPETED		
Competed	691	326,874
Not Available for Competition	183	15,849
Follow-on to Competed Action	0	0
Not Competed	91	13,807
TYPE OF CONTRACT		
Fixed Price	458	180,886
Cost Reimbursement	318	151,738
Time and Material	98	15,317
Labor Hour	91	8,589
TYPE OF CONTRACTOR		
Small Disadvantaged Business	205	35,808
Other Small Business	169	21,259
Large Business	246	143,268
Sheltered Workshops	0	0
Educational & Nonprofit	208	128,742
State & Local Government	137	27,455
Foreign Contractor	0	0
Domestic Contractor Performing Outside US	0	0
WOMAN-OWNED SMALL BUSINESS	41	6,994
PREFERENCE PROGRAMS		
Directed to Sheltered Workshop	0	0
8 (a) Program	159	27,139
Combined LSA/SB Set-aside	0	0
Small Business Set-aside	15	2,782
Labor Surplus Area Set-aside	0	0
Tie Bid Preference	0	0
Buy Indian/Self Determination Act	12	1,846
No Preference Program or Not Listed	779	324,764
SUBJECT TO LABOR STATUTES		
Walsh Healy Act - Manufacturer	3	426
Walsh Healy Act - Dealer	7	546
Service Contract Act	119	43,847
Davis Bacon Act	5	554
Not Subject to Above Acts	831	311,157
PRODUCT OR SERVICE		
Supplies & Equipment	4	676
ADP Equipment, Purchase and Lease	33	10,702
Research & Development	71	13,081
Construction	0	0
Architect & Engineering	0	0
Real Property, Purchase & Lease, or Maintenance	0	0
ADP Services (includes Installation & Maintenance)	174	137,394
Other Services	683	194,677

**FEDERAL PROCUREMENT DATA SYSTEM
DEPARTMENT OF ENERGY
Actions Reported in Summary on SF281
Fiscal Year 1994 Through Fourth Quarter**

PART I - PRIME CONTRACTS							
	PROCUREMENT METHODS	Number of Actions (a)	NET DOLLAR AMOUNTS (000)				
			Small Business Concerns (b)	Large Business Concerns (c)	Domestic Outside U.S./ Foreign (d)	Other Entities (e)	Total Dollars (f)
NEW AWARDS AND MODIFICATIONS	1. Tariff or Regulated Acquisitions	0					0
	2. Contracts for Foreign Government or International Organization	0					0
	3. Small Purchases	21,737	28,183	8,310	8	1,558	38,058
	4. Delivery Orders - GSA Schedules Only	2,349	3,388	4,440	11	220	8,040
	5. Delivery Orders - Other Federal Schedules	285	239	10	0	125	374
	6. Delivery Orders - All Other	1,262	683	290	8	165	1,154
	7. Other Procurement Methods	853	418	528	3	126	1,078
	8. TOTAL NEW AWARDS AND MODIFICATIONS	26,516	32,903	13,578	28	2,195	48,702
COMPETITION	9. Competed	11,789	18,081	5,945	11	433	24,470
	10. Not Competed	7,979	9,923	5,084	8	801	15,824
	11. Not Available for Competition	6,748	4,899	2,539	9	981	8,408
MODIFICATIONS	12. TOTAL MODIFICATIONS (Excluding Line 3)	0					0

PART II - SELECTED SOCIOECONOMIC STATISTICS (Includes both new awards and modifications)					
CATEGORY	PREFERENCE PROGRAMS		CATEGORY	TYPE OF CONTRACTOR	
	Number of Actions (a)	Total net Dollars (b)		Number of Actions (a)	Total net Dollars (b)
13. Small Business - Small Purchase Set-Aside	9,045	21,800	18. Small Disadvantaged Business	1,038	3,026
14. Small Business Set-Aside	448	1,696	19. Woman-Owned Small Business	1,080	2,694
15. Labor Surplus Area Set-Aside	755	463	20. Sheltered Workshop	15	69
16. Combined Labor Surplus/ Small Business Set-Aside	1,098	2,234			
17. 8(a) Awards	56	430			

**DEPARTMENT OF ENERGY
Actions Reported Individually on SF279
Fiscal Year 1994 Through Fourth Quarter**

	Actions	Dollars (000)
TOTAL	5,207	17,742,474
CICA APPLICABILITY		
Pre-CICA	326	4,952,377
CICA Awards	4,747	12,789,172
Small Purchases	134	825
Subject to Statute other than CICA	0	0
KIND OF CONTRACT ACTION		
Initial Letter Contract	11	10,527
Def. Contract Superseding Letter	0	0
New Definitive Contract	356	295,442
Small Purchase Procedure	115	900
Order Under IDC	492	48,155
Order Under BOA	12	1,641
Order /Mod Under GSA Schedule	358	12,978
Order/Mod Under VA or OPM Schedule	0	0
Modifications	3,861	17,373,793
Termination for Default	0	0
Termination for Convenience	2	-822
SYNOPSIS OF PROCUREMENT PRIOR TO AWARD		
Synopsized Prior to Award	2,223	7,196,895
Not Synopsized Due to Urgency	50	687,106
Not Synopsized for Other Reason	2,934	9,878,473

FEDERAL PROCUREMENT DATA SYSTEM
DEPARTMENT OF ENERGY
Actions Reported Individually on SF279
Fiscal Year 1994 Through Fourth Quarter

SOLICITATION PROCEDURE	Actions	Dollars (000)
Full and Open Competition - Sealed Bid	426	271,909
Full and Open Competition - Comp Proposal	1,461	7,809,959
Full and Open Competition - Combination	12	4,931
Architect Engineer	279	113,980
Basic Research	35	19,525
Multiple Award Schedule	453	24,580
Alternate Source/Reduced Cost	18	1,208
Alternate Source/Mobilization	0	0
Alternate Source/Eng R & D	0	0
Set-aside	342	89,974
Other than Full and Open Competition	1,723	4,473,105
FULL AND OPEN COMPETITION WITH ONLY ONE BIDDER/OFFERER	432	702,832
AUTHORITY FOR OTHER THAN FULL AND OPEN COMPETITION		
Only One Source	500	1,673,898
- Follow-on Contract	58	912,365
- Utilities (Regulated & Telecommunications)	32	19,075
Unusual & Compelling Urgency	59	671,007
Mobilization/Essential R&D	170	1,787,939
International Agreement	2	133,365
Authorized by Statute	891	208,902
Authorized Resale	1	-6
National Security	0	0
Public Interest	0	0
EXTENT COMPLETED		
Completed	3,221	10,312,684
Not Available for Competition	1,271	2,115,523
Follow-on to Completed Action	18	8,211
Not Completed	897	5,306,056
TYPE OF CONTRACT		
Fixed Price	2,329	344,219
Cost Reimbursement	2,584	17,357,146
Time and Material	96	18,768
Labor Hour	198	22,341
TYPE OF CONTRACTOR		
Small Disadvantaged Business	1,358	289,180
Other Small Business	910	198,945
Large Business	2,482	12,402,303
Sheltered Workshops	10	1,341
Educational & Nonprofit	273	2,344,212
State & Local Government	150	2,487,226
Foreign Contractor	15	7,087
Domestic Contractor Performing Outside US	9	2,180
WOMAN-OWNED SMALL BUSINESS	351	78,894
PREFERENCE PROGRAMS		
Directed to Sheltered Workshop	10	1,341
8 (a) Program	1,164	263,657
Combined LSA/SB Set-aside	3	58
Small Business Set-aside	377	86,203
Labor Surplus Area Set-aside	1	-1
Tie Bid Preference	0	0
Buy Indian/Self Determination Act	0	0
No Preference Program or Not Listed	3,652	17,411,216
SUBJECT TO LABOR STATUTES		
Walsh Healy Act - Manufacturer	604	827,622
Walsh Healy Act - Dealer	177	21,326
Service Contract Act	768	858,984
Davis Bacon Act	462	126,009
Not Subject to Above Acts	3,196	15,808,353
PRODUCT OR SERVICE		
Supplies & Equipment	524	83,919
ADP Equipment, Purchase and Lease	437	49,653
Research & Development	613	1,382,919
Construction	512	128,184
Architect & Engineering	329	112,152
Real Property, Purchase & Lease, or Maintenance	24	4,148
ADP Services (includes Installation & Maintenance)	237	101,578
Other Services	2,531	15,879,821

FEDERAL PROCUREMENT DATA SYSTEM
DEPARTMENT OF HEALTH AND HUMAN SERVICES
Actions Reported in Summary on SF281
Fiscal Year 1994 Through Fourth Quarter

PART I - PRIME CONTRACTS							
NEW AWARDS AND MODIFICATIONS	PROCUREMENT METHODS	Number of Actions (a)	NET DOLLAR AMOUNTS (000)				Total Dollars (f)
			Small Business Concerns (b)	Large Business Concerns (c)	Domestic Outside U.S./ Foreign (d)	Other Entities (e)	
	1. Tariff or Regulated Acquisitions	0					0
	2. Contracts for Foreign Government or International Organization	0					0
	3. Small Purchases	744,231	483,717	148,740	5,574	30,739	648,770
	4. Delivery Orders - GSA Schedules Only	140,670	89,008	127,394	5	1,083	217,490
	5. Delivery Orders - Other Federal Schedules	21,249	22,128	48,032	56	4,352	72,568
	6. Delivery Orders - All Other	35,503	62,907	11,997	0	12,058	86,962
	7. Other Procurement Methods	180,049	28,249	8,206	341	19,682	58,478
	8. TOTAL NEW AWARDS AND MODIFICATIONS	1,101,702	686,009	340,369	5,976	67,914	1,080,268
COMPETITION	9. Competed	210,699	178,140	102,838	2,457	15,723	300,158
	10. Not Competed	265,023	296,940	123,933	2,643	23,442	448,958
	11. Not Available for Competition	625,980	189,929	113,598	876	28,749	333,152
MODIFICATIONS	12. TOTAL MODIFICATIONS (Excluding Line 3)	16,356					25,995

PART II - SELECTED SOCIOECONOMIC STATISTICS (Includes both new awards and modifications)					
CATEGORY	PREFERENCE PROGRAMS		CATEGORY	TYPE OF CONTRACTOR	
	Number of Actions (a)	Total net Dollars (b)		Number of Actions (a)	Total net Dollars (b)
13. Small Business - Small Purchase Set-Aside	337,503	337,284	18. Small Disadvantaged Business	26,128	40,267
14. Small Business Set-Aside	29,699	37,356	19. Woman-Owned Small Business	35,646	37,835
15. Labor Surplus Area Set-Aside	10,817	12,619	20. Sheltered Workshop	1,012	4,834
16. Combined Labor Surplus/ Small Business Set-Aside	62,827	53,636			
17. 8(a) Awards	1,051	2,285			

DEPARTMENT OF HEALTH AND HUMAN SERVICES
Actions Reported Individually on SF279
Fiscal Year 1994 Through Fourth Quarter

	Actions	Dollars (000)
TOTAL	7,988	1,713,786
CICA APPLICABILITY		
Pre-CICA	1	2
CICA Awards	6,520	1,389,626
Small Purchases	9	65
Subject to Statute other than CICA	1,458	324,093
KIND OF CONTRACT ACTION		
Initial Letter Contract	5	22,854
Def. Contract Superseding Letter	0	0
New Definitive Contract	900	369,084
Small Purchase Procedure	12	149
Order Under IDC	1,466	96,888
Order Under BOA	6	714
Order /Mod Under GSA Schedule	588	45,175
Order /Mod Under VA or OPM Schedule	62	3,491
Modifications	4,949	1,175,431
Termination for Default	0	0
Termination for Convenience	0	0
SYNOPSIS OF PROCUREMENT PRIOR TO AWARD		
Synopsized Prior to Award	5,055	1,207,553
Not Synopsized Due to Urgency	31	4,624
Not Synopsized for Other Reason	2,902	501,609

FEDERAL PROCUREMENT DATA SYSTEM
DEPARTMENT OF HEALTH AND HUMAN SERVICES
 Actions Reported Individually on SF279
 Fiscal Year 1994 Through Fourth Quarter

	Actions	Dollars (000)
SOLICITATION PROCEDURE		
Full and Open Competition - Sealed Bid	623	77,641
Full and Open Competition - Comp Proposal	3,040	905,575
Full and Open Competition - Combination	51	4,993
Architect Engineer	177	13,068
Basic Research	5	1,560
Multiple Award Schedule	618	45,701
Alternate Source/Reduced Cost	0	0
Alternate Source/Mobilization	0	0
Alternate Source/Eng R & D	0	0
Set-aside	734	76,782
Other than Full and Open Competition	1,272	264,306
FULL AND OPEN COMPETITION WITH ONLY ONE BIDDER/OFFERER	1,839	586,151
AUTHORITY FOR OTHER THAN FULL AND OPEN COMPETITION		
Only One Source	623	139,782
- Follow-on Contract	25	13,856
- Utilities (Regulated & Telecommunications)	11	1,782
Unusual & Compelling Urgency	35	5,588
Mobilization/Essential R&D	2	638
International Agreement	0	0
Authorized by Statute	610	118,068
Authorized Resale	2	220
National Security	0	0
Public Interest	0	0
EXTENT COMPETED		
Competed	6,686	1,414,519
Not Available for Competition	963	244,283
Follow-on to Competed Action	25	13,049
Not Competed	314	41,935
TYPE OF CONTRACT		
Fixed Price	4,607	413,709
Cost Reimbursement	3,347	1,297,149
Time and Material	9	2,072
Labor Hour	25	856
TYPE OF CONTRACTOR		
Small Disadvantaged Business	928	154,218
Other Small Business	2,249	208,254
Large Business	1,862	481,221
Sheltered Workshops	9	2,430
Educational & Nonprofit	929	404,380
State & Local Government	1,982	456,703
Foreign Contractor	24	6,394
Domestic Contractor Performing Outside US	5	188
WOMAN-OWNED SMALL BUSINESS	272	30,823
PREFERENCE PROGRAMS		
Directed to Sheltered Workshop	6	2,355
8 (a) Program	477	112,846
Combined LSA/SB Set-aside	19	6,433
Small Business Set-aside	890	70,436
Labor Surplus Area Set-aside	2	197
Tie Bid Preference	0	0
Buy Indian/Self Determination Act	1,578	328,568
No Preference Program or Not Listed	5,018	1,193,151
SUBJECT TO LABOR STATUTES		
Walsh Healy Act - Manufacturer	819	88,301
Walsh Healy Act - Dealer	318	42,138
Service Contract Act	683	175,880
Davis Bacon Act	586	23,180
Not Subject to Above Acts	5,582	1,384,307
PRODUCT OR SERVICE		
Supplies & Equipment	745	71,790
ADP Equipment, Purchase and Lease	274	50,875
Research & Development	1,349	636,047
Construction	849	99,476
Architect & Engineering	188	13,385
Real Property, Purchase & Lease, or Maintenance	13	694
ADP Services (includes Installation & Maintenance)	512	153,909
Other Services	4,060	687,610

FEDERAL PROCUREMENT DATA SYSTEM
DEPARTMENT OF HOUSING AND URBAN DEVELOPMENT
Actions Reported in Summary on SF281
Fiscal Year 1994 Through Fourth Quarter

PART I - PRIME CONTRACTS							
	PROCUREMENT METHODS	Number of Actions (a)	NET DOLLAR AMOUNTS (000)				Total Dollars (f)
			Small Business Concerns (b)	Large Business Concerns (c)	Domestic Outside U.S./ Foreign (d)	Other Entities (e)	
NEW AWARDS AND MODIFICATIONS	1. Tariff or Regulated Acquisitions	0					0
	2. Contracts for Foreign Government or International Organization	0					0
	3. Small Purchases	5,988	4,173	1,404	0	186	5,783
	4. Delivery Orders - GSA Schedules Only	2,009	1,104	2,248	0	312	3,662
	5. Delivery Orders - Other Federal Schedules	262	85	656	0	164	905
	6. Delivery Orders - All Other	0	0	0	0	0	0
	7. Other Procurement Methods	42	0	0	0	101	101
	8. TOTAL NEW AWARDS AND MODIFICATIONS	7,999	5,362	4,308	0	783	10,431
COMPETITION	9. Competed	3,075	3,430	1,824	0	190	5,544
	10. Not Competed	1,902	890	970	0	215	2,075
	11. Not Available for Competition	3,022	1,042	1,412	0	358	2,812
MODIFICATIONS	12. TOTAL MODIFICATIONS (Excluding Line 3)	447					439

PART II - SELECTED SOCIOECONOMIC STATISTICS (Includes both new awards and modifications)					
CATEGORY	PREFERENCE PROGRAMS		CATEGORY	TYPE OF CONTRACTOR	
	Number of Actions (a)	Total net Dollars (b)		Number of Actions (a)	Total net Dollars (b)
13. Small Business - Small Purchase Set-Aside	3,972	4,173	16. Small Disadvantaged Business	520	786
14. Small Business Set-Aside	0	0	19. Women-Owned Small Business	263	416
15. Labor Surplus Area Set-Aside	0	0	20. Sheltered Workshop	7	6
16. Combined Labor Surplus/ Small Business Set-Aside	0	0			
17. 8(a) Awards	0	0			

DEPARTMENT OF HOUSING AND URBAN DEVELOPMENT
Actions Reported Individually on SF279
Fiscal Year 1994 Through Fourth Quarter

	Actions	Dollars (000)
TOTAL	637	193,431
CICA APPLICABILITY		
Pre-CICA	0	0
CICA Awards	637	193,431
Small Purchases	0	0
Subject to Statute other than CICA	0	0
KIND OF CONTRACT ACTION		
Initial Letter Contract	0	0
Def. Contract Superseding Letter	3	142
New Definitive Contract	68	7,253
Small Purchase Procedure	0	0
Order Under IDC	215	21,723
Order Under BOA	0	0
Order /Mod Under GSA Schedule	0	0
Order/Mod Under VA or OPM Schedule	0	0
Modifications	350	164,321
Termination for Default	0	0
Termination for Convenience	1	-8
SYNOPSIS OF PROCUREMENT PRIOR TO AWARD		
Synopsized Prior to Award	167	16,775
Not Synopsized Due to Urgency	4	176
Not Synopsized for Other Reason	466	176,480

FEDERAL PROCUREMENT DATA SYSTEM
DEPARTMENT OF HOUSING AND URBAN DEVELOPMENT
Actions Reported Individually on SF279
Fiscal Year 1994 Through Fourth Quarter

SOLICITATION PROCEDURE	Actions	Dollars (000)
Full and Open Competition - Sealed Bid	80	1,700
Full and Open Competition - Comp Proposal	428	162,954
Full and Open Competition - Combination	0	0
Architect Engineer	0	0
Basic Research	0	0
Multiple Award Schedule	7	5,182
Alternate Source/Reduced Cost	0	0
Alternate Source/Mobilization	0	0
Alternate Source/Eng R & D	0	0
Set-aside	36	5,939
Other than Full and Open Competition	86	17,858
FULL AND OPEN COMPETITION WITH ONLY ONE BIDDER/OFFERER	491	160,594
AUTHORITY FOR OTHER THAN FULL AND OPEN COMPETITION		
Only One Source	4	2,448
- Follow-on Contract	0	0
- Utilities (Regulated & Telecommunications)	2	2,188
Unusual & Compelling Urgency	8	293
Mobilization/Essential R&D	0	0
International Agreement	0	0
Authorized by Statute	78	14,917
Authorized Resale	0	0
National Security	0	0
Public Interest	0	0
EXTENT COMPLETED		
Completed	551	173,775
Not Available for Competition	78	17,103
Follow-on to Completed Action	0	0
Not Completed	8	553
TYPE OF CONTRACT		
Fixed Price	418	52,451
Cost Reimbursement	194	128,102
Time and Material	12	7,812
Labor Hour	15	5,286
TYPE OF CONTRACTOR		
Small Disadvantaged Business	127	17,851
Other Small Business	257	12,084
Large Business	230	141,877
Sheltered Workshops	0	0
Educational & Nonprofit	23	21,808
State & Local Government	0	0
Foreign Contractor	0	0
Domestic Contractor Performing Outside US	0	0
WOMAN-OWNED SMALL BUSINESS	74	4,878
PREFERENCE PROGRAMS		
Directed to Sheltered Workshop	0	0
8 (a) Program	75	14,881
Combined LSA/SB Set-aside	17	484
Small Business Set-aside	179	10,877
Labor Surplus Area Set-aside	0	0
Tie Bid Preference	0	0
Buy Indian/Self Determination Act	0	0
No Preference Program or Not Listed	398	187,389
SUBJECT TO LABOR STATUTES		
Walsh Healy Act - Manufacturer	9	2,526
Walsh Healy Act - Dealer	10	1,190
Service Contract Act	108	34,789
Davis Bacon Act	22	831
Not Subject to Above Acts	488	154,085
PRODUCT OR SERVICE		
Supplies & Equipment	3	62
ADP Equipment, Purchase and Lease	0	0
Research & Development	0	0
Construction	36	4,506
Architect & Engineering	2	9
Real Property, Purchase & Lease, or Maintenance	0	0
ADP Services (includes installation & Maintenance)	130	102,741
Other Services	466	86,113

**FEDERAL PROCUREMENT DATA SYSTEM
DEPARTMENT OF THE INTERIOR
Actions Reported in Summary on SF281
Fiscal Year 1994 Through Fourth Quarter**

PART I - PRIME CONTRACTS							
	PROCUREMENT METHODS	Number of Actions (a)	NET DOLLAR AMOUNTS (000)				Total Dollars (f)
			Small Business Concerns (b)	Large Business Concerns (c)	Domestic Outside U.S./ Foreign (d)	Other Entities (e)	
NEW AWARDS AND MODIFICATIONS	1. Tariff or Regulated Acquisitions	13,858					3,936
	2. Contracts for Foreign Government or International Organization	18					23
	3. Small Purchases	413,170	308,914	49,325	839	10,579	370,657
	4. Delivery Orders - GSA Schedules Only	57,534	50,035	56,143	8	828	107,012
	5. Delivery Orders - Other Federal Schedules	5,035	5,454	5,375	8	327	11,164
	6. Delivery Orders - All Other	7,636	10,504	8,542	287	820	18,163
	7. Other Procurement Methods	22,246	8,827	1,188	17	4,530	14,560
	8. TOTAL NEW AWARDS AND MODIFICATIONS	519,493	384,734	118,571	1,167	17,064	525,515
COMPETITION	9. Competed	184,224	212,848	61,036	307	2,923	277,122
	10. Not Competed	75,668	71,777	35,650	341	6,394	115,094
	11. Not Available for Competition	258,601	100,109	21,885	519	7,767	133,299
MODIFICATIONS	12. TOTAL MODIFICATIONS (Excluding Line 3)	12,609					15,485

PART II - SELECTED SOCIOECONOMIC STATISTICS (Includes both new awards and modifications)					
PREFERENCE PROGRAMS			TYPE OF CONTRACTOR		
CATEGORY	Number of Actions (a)	Total net Dollars (b)	CATEGORY	Number of Actions (a)	Total net Dollars (b)
13. Small Business - Small Purchase Set-Aside	282,803	236,033	18. Small Disadvantaged Business	11,120	18,753
14. Small Business Set-Aside	1,947	3,223	19. Women-Owned Small Business	17,058	19,911
15. Labor Surplus Area Set-Aside	7,832	4,511	20. Sheltered Workshop	204	247
16. Combined Labor Surplus/ Small Business Set-Aside	36,125	13,722			
17. 8(a) Awards	259	710			

**DEPARTMENT OF THE INTERIOR
Actions Reported Individually on SF279
Fiscal Year 1994 Through Fourth Quarter**

	Actions	Dollars (000)
TOTAL	15,153	1,629,700
CICA APPLICABILITY		
Pre-CICA	32	1,302
CICA Awards	13,539	1,537,882
Small Purchases	372	4,275
Subject to Statute other than CICA	1,210	86,241
KIND OF CONTRACT ACTION		
Initial Letter Contract	20	1,839
Def. Contract Superseding Letter	3	280
New Definitive Contract	2,288	389,292
Small Purchase Procedure	314	2,661
Order Under IDC	4,159	187,464
Order Under BOA	83	7,956
Order /Mod Under GSA Schedule	562	28,875
Order/Mod Under VA or OPM Schedule	1	-32
Modifications	7,733	1,011,757
Termination for Default	5	53
Termination for Convenience	7	-445
SYNOPSIS OF PROCUREMENT PRIOR TO AWARD		
Synopsized Prior to Award	10,388	1,186,313
Not Synopsized Due to Urgency	78	4,216
Not Synopsized for Other Reason	4,689	429,171

FEDERAL PROCUREMENT DATA SYSTEM
DEPARTMENT OF THE INTERIOR
 Actions Reported Individually on SF279
 Fiscal Year 1994 Through Fourth Quarter

SOLICITATION PROCEDURE	Actions	Dollars (\$00)
Full and Open Competition - Sealed Bid	2,256	478,481
Full and Open Competition - Comp Proposal	3,157	319,216
Full and Open Competition - Combination	85	5,498
Architect Engineer	1,221	65,210
Basic Research	5	515
Multiple Award Schedule	412	18,584
Alternate Source/Reduced Cost	0	0
Alternate Source/Mobilization	4	-18
Alternate Source/Eng R & D	0	0
Set-aside	4,122	344,796
Other than Full and Open Competition	2,277	304,618
FULL AND OPEN COMPETITION WITH ONLY ONE BIDDER/OFFERER	974	73,110
AUTHORITY FOR OTHER THAN FULL AND OPEN COMPETITION		
Only One Source	593	42,187
- Follow-on Contract	62	1,882
- Utilities (Regulated & Telecommunications)	67	7,230
Unusual & Compelling Urgency	133	6,818
Mobilization/Essential R&D	1	71
International Agreement	0	0
Authorized by Statute	1,528	252,640
Authorized Resale	1	1
National Security	0	0
Public Interest	21	2,891
EXTENT COMPLETED		
Completed	11,668	1,249,970
Not Available for Competition	2,949	344,073
Follow-on to Completed Action	72	1,217
Not Completed	484	34,440
TYPE OF CONTRACT		
Fixed Price	13,110	1,349,473
Cost Reimbursement	1,553	254,273
Time and Material	264	13,558
Labor Hour	228	12,396
TYPE OF CONTRACTOR		
Small Disadvantaged Business	2,159	300,104
Other Small Business	7,455	443,682
Large Business	4,120	772,667
Sheltered Workshops	34	2,862
Educational & Nonprofit	158	13,084
State & Local Government	1,183	85,496
Foreign Contractor	44	1,734
Domestic Contractor Performing Outside US	2	61
WOMAN-OWNED SMALL BUSINESS	862	70,595
PREFERENCE PROGRAMS		
Directed to Sheltered Workshop	34	2,862
8 (a) Program	1,652	284,984
Combined LSA/SB Set-aside	418	16,391
Small Business Set-aside	2,364	101,945
Labor Surplus Area Set-aside	982	201,479
Tie Bid Preference	11	1,535
Buy Indian/Self Determination Act	1,080	82,808
No Preference Program or Not Listed	8,612	957,696
SUBJECT TO LABOR STATUTES		
Walsh Healy Act - Manufacturer	1,852	121,728
Walsh Healy Act - Dealer	1,266	75,186
Service Contract Act	3,783	296,983
Davis Bacon Act	3,523	842,998
Not Subject to Above Acts	4,749	292,805
PRODUCT OR SERVICE		
Supplies & Equipment	1,495	153,119
ADP Equipment, Purchase and Lease	1,251	47,695
Research & Development	97	5,556
Construction	3,561	841,705
Architect & Engineering	1,424	68,970
Real Property, Purchase & Lease, or Maintenance	315	20,839
ADP Services (includes Installation & Maintenance)	978	105,685
Other Services	6,032	388,131

**FEDERAL PROCUREMENT DATA SYSTEM
DEPARTMENT OF JUSTICE
Actions Reported in Summary on SF281
Fiscal Year 1994 Through Fourth Quarter**

PART I - PRIME CONTRACTS							
	PROCUREMENT METHODS	Number of Actions (a)	NET DOLLAR AMOUNTS (000)				Total Dollars (f)
			Small Business Concerns (b)	Large Business Concerns (c)	Domestic Outside U.S./ Foreign (d)	Other Entities (e)	
NEW AWARDS AND MODIFICATIONS	1. Tariff or Regulated Acquisitions	4,180					4,484
	2. Contracts for Foreign Government or International Organization	1					19
	3. Small Purchases	493,433	352,654	78,998	176	12,213	444,041
	4. Delivery Orders - GSA Schedules Only	73,889	45,985	75,979	203	343	122,490
	5. Delivery Orders - Other Federal Schedules	11,737	8,339	8,446	50	498	15,333
	6. Delivery Orders - All Other	19,004	15,372	56,823	79	7,587	79,861
	7. Other Procurement Methods	116,650	34,328	1,108	70	10,835	46,141
	8. TOTAL NEW AWARDS AND MODIFICATIONS	718,674	454,858	221,354	578	31,278	712,348
COMPETITION	9. Competed	230,123	214,115	117,994	220	8,264	341,124
	10. Not Competed	51,390	45,072	21,877	192	2,591	69,817
	11. Not Available for Competition	437,181	195,471	81,483	166	20,421	301,408
MODIFICATIONS	12. TOTAL MODIFICATIONS (Excluding Line 3)	9,500					3,258

PART II - SELECTED SOCIOECONOMIC STATISTICS (Includes both new awards and modifications)					
REFERENCE PROGRAMS			TYPE OF CONTRACTOR		
CATEGORY	Number of Actions (a)	Total net Dollars (b)	CATEGORY	Number of Actions (a)	Total net Dollars (b)
13. Small Business - Small Purchase Set-Aside	386,508	320,682	18. Small Disadvantaged Business	6,173	7,343
14. Small Business Set-Aside	7,775	10,015	19. Woman-Owned Small Business	32,880	17,837
15. Labor Surplus Area Set-Aside	3,971	3,520	20. Sheltered Workshop	112	160
16. Combined Labor Surplus/ Small Business Set-Aside	6,383	4,055			
17. 8(a) Awards	583	480			

**DEPARTMENT OF JUSTICE
Actions Reported Individually on SF279
Fiscal Year 1994 Through Fourth Quarter**

	Actions	Dollars (000)
TOTAL	15,798	1,780,486
CICA APPLICABILITY		
Pre-CICA	2	34
CICA Awards	15,659	1,775,203
Small Purchases	0	0
Subject to Statute other than CICA	95	575
KIND OF CONTRACT ACTION		
Initial Letter Contract	29	4,614
Def. Contract Superseding Letter	5	739
New Definitive Contract	920	742,871
Small Purchase Procedure	0	0
Order Under IDC	10,631	564,253
Order Under BOA	12	756
Order /Mod Under GSA Schedule	834	75,732
Order/Mod Under VA or OPM Schedule	5	248
Modifications	3,356	394,595
Termination for Default	4	-301
Termination for Convenience	2	-3,011
SYNOPSIS OF PROCUREMENT PRIOR TO AWARD		
Synopsisized Prior to Award	13,313	1,488,972
Not Synopsisized Due to Urgency	356	39,053
Not Synopsisized for Other Reason	2,087	247,787

FEDERAL PROCUREMENT DATA SYSTEM
DEPARTMENT OF JUSTICE
Actions Reported Individually on SF279
Fiscal Year 1994 Through Fourth Quarter

SOLICITATION PROCEDURE	Actions	Dollars (000)
Full and Open Competition - Sealed Bid	5,109	547,458
Full and Open Competition - Comp Proposal	7,842	838,551
Full and Open Competition - Combination	13	2,202
Architect Engineer	184	34,887
Basic Research	0	0
Multiple Award Schedule	799	73,063
Alternate Source/Reduced Cost	1	88
Alternate Source/Mobilization	1	11
Alternate Source/Eng R & D	0	0
Set-aside	540	84,108
Other than Full and Open Competition	1,370	195,037
FULL AND OPEN COMPETITION WITH ONLY ONE BIDDER/OFFERER	1,253	187,488
AUTHORITY FOR OTHER THAN FULL AND OPEN COMPETITION		
Only One Source	518	80,168
- Follow-on Contract	3	294
- Utilities (Regulated & Telecommunications)	75	34,396
Unusual & Compelling Urgency	415	48,411
Mobilization/Essential R&D	0	0
International Agreement	0	0
Authorized by Statute	437	68,460
Authorized Resale	0	0
National Security	0	0
Public Interest	0	0
EXTENT COMPETED		
Competed	14,399	1,595,177
Not Available for Competition	747	122,840
Follow-on to Competed Action	0	0
Not Competed	610	57,795
TYPE OF CONTRACT		
Fixed Price	14,056	1,444,534
Cost Reimbursement	147	180,342
Time and Material	1,480	151,097
Labor Hour	63	18,839
TYPE OF CONTRACTOR		
Small Disadvantaged Business	1,112	159,789
Other Small Business	4,819	305,791
Large Business	9,495	1,224,778
Sheltered Workshops	11	1,044
Educational & Nonprofit	180	55,998
State & Local Government	81	21,814
Foreign Contractor	42	5,918
Domestic Contractor Performing Outside US	18	679
WOMAN-OWNED SMALL BUSINESS	698	41,882
PREFERENCE PROGRAMS		
Directed to Sheltered Workshop	9	182
8 (a) Program	788	133,722
Combined LSA/SB Set-aside	8	1,054
Small Business Set-aside	679	51,119
Labor Surplus Area Set-aside	7	-2,303
Tie Bid Preference	0	0
Buy Indian/Self Determination Act	0	0
No Preference Program or Not Listed	14,265	1,592,058
SUBJECT TO LABOR STATUTES		
Walsh Healy Act - Manufacturer	5,901	291,385
Walsh Healy Act - Dealer	2,841	261,441
Service Contract Act	5,009	542,800
Davis Bacon Act	609	448,040
Not Subject to Above Acts	1,396	234,146
PRODUCT OR SERVICE		
Supplies & Equipment	7,606	320,783
ADP Equipment, Purchase and Lease	1,227	254,320
Research & Development	5	749
Construction	545	438,822
Architect & Engineering	247	40,886
Real Property, Purchase & Lease, or Maintenance	101	13,449
ADP Services (includes Installation & Maintenance)	914	171,537
Other Services	5,153	539,950

**FEDERAL PROCUREMENT DATA SYSTEM
DEPARTMENT OF LABOR
Actions Reported in Summary on SF281
Fiscal Year 1994 Through Fourth Quarter**

PART I - PRIME CONTRACTS							
NEW AWARDS AND MODIFICATIONS	PROCUREMENT METHODS	Number of Actions (a)	NET DOLLAR AMOUNTS (000)				Total Dollars (f)
			Small Business Concerns (b)	Large Business Concerns (c)	Domestic Outside U.S./ Foreign (d)	Other Entities (e)	
	1. Tariff or Regulated Acquisitions	0					0
	2. Contracts for Foreign Government or International Organization	0					0
	3. Small Purchases	12,738	20,003	4,034	77	863	24,977
	4. Delivery Orders - GSA Schedules Only	4,395	3,887	6,078	56	60	8,879
	5. Delivery Orders - Other Federal Schedules	92	53	16	0	87	166
	6. Delivery Orders - All Other	20	2	0	0	3	5
	7. Other Procurement Methods	188	99	17	0	30	146
	8. TOTAL NEW AWARDS AND MODIFICATIONS	17,431	23,844	10,143	133	1,053	35,173
COMPETITION	9. Competed	6,473	11,975	7,088	57	278	19,378
	10. Not Competed	1,584	7,274	1,701	71	514	9,560
	11. Not Available for Competition	8,364	4,595	1,374	5	261	6,235
MODIFICATIONS	12. TOTAL MODIFICATIONS (Excluding Line 3)	1,548					1,348

PART II - SELECTED SOCIOECONOMIC STATISTICS (Includes both new awards and modifications)					
PREFERENCE PROGRAMS			TYPE OF CONTRACTOR		
CATEGORY	Number of Actions (a)	Total net Dollars (b)	CATEGORY	Number of Actions (a)	Total net Dollars (b)
13. Small Business - Small Purchase Set-Aside	7,725	16,404	18. Small Disadvantaged Business	1,409	3,486
14. Small Business Set-Aside	48	193	19. Woman-Owned Small Business	567	1,336
15. Labor Surplus Area Set-Aside	658	1,125	20. Sheltered Workshop	0	0
16. Combined Labor Surplus/ Small Business Set-Aside	1,278	1,178			
17. 8(a) Awards	1	3			

**DEPARTMENT OF LABOR
Actions Reported Individually on SF279
Fiscal Year 1994 Through Fourth Quarter**

	Actions	Dollars (000)
TOTAL	1,858	800,867
CICA APPLICABILITY		
Pre-CICA	0	0
CICA Awards	1,858	800,577
Small Purchases	0	0
Subject to Statute other than CICA	0	0
KIND OF CONTRACT ACTION		
Initial Letter Contract	1	98
Def. Contract Superseding Letter	1	29
New Definitive Contract	148	82,203
Small Purchase Procedure	2	31
Order Under IDC	3	675
Order Under BOA	6	732
Order /Mod Under GSA Schedule	100	4,818
Order/Mod Under VA or OPM Schedule	0	0
Modifications	1,398	711,981
Termination for Default	0	0
Termination for Convenience	0	0
SYNOPSIS OF PROCUREMENT PRIOR TO AWARD		
Synopsized Prior to Award	1,234	729,248
Not Synopsized Due to Urgency	6	331
Not Synopsized for Other Reason	418	70,998

FEDERAL PROCUREMENT DATA SYSTEM
DEPARTMENT OF LABOR
Actions Reported Individually on SF279
Fiscal Year 1994 Through Fourth Quarter

	Actions	Dollars (000)
SOLICITATION PROCEDURE		
Full and Open Competition - Sealed Bid	64	2,799
Full and Open Competition - Comp Proposal	743	618,975
Full and Open Competition - Combination	7	948
Architect Engineer	75	14,307
Basic Research	0	0
Multiple Award Schedule	94	4,938
Alternate Source/Reduced Cost	0	0
Alternate Source/Mobilization	0	0
Alternate Source/Eng R & D	0	0
Set-aside	293	52,256
Other than Full and Open Competition	383	106,444
FULL AND OPEN COMPETITION WITH ONLY ONE BIDDER/OFFERER		
AUTHORITY FOR OTHER THAN FULL AND OPEN COMPETITION		
Only One Source	109	32,980
- Follow-on Contract	1	15
- Utilities (Regulated & Telecommunications)	5	566
Unusual & Compelling Urgency	6	331
Mobilization/Essential R&D	0	0
International Agreement	0	0
Authorized by Statute	268	73,133
Authorized Resale	0	0
National Security	0	0
Public Interest	0	0
EXTENT COMPETED		
Competed	1,276	694,223
Not Available for Competition	318	82,645
Follow-on to Completed Action	0	0
Not Completed	84	23,709
TYPE OF CONTRACT		
Fixed Price	751	113,478
Cost Reimbursement	619	842,970
Time and Material	36	12,896
Labor Hour	252	31,235
TYPE OF CONTRACTOR		
Small Disadvantaged Business	279	96,401
Other Small Business	489	96,174
Large Business	615	445,955
Sheltered Workshops	0	0
Educational & Nonprofit	132	129,149
State & Local Government	141	32,822
Foreign Contractor	0	0
Domestic Contractor Performing Outside US	2	78
WOMAN-OWNED SMALL BUSINESS		
PREFERENCE PROGRAMS		
Directed to Sheltered Workshop	0	0
& (a) Program	152	31,152
Combined LSA/SB Set-aside	10	2,036
Small Business Set-aside	377	66,449
Labor Surplus Area Set-aside	99	91,843
Tie Bid Preference	0	0
Buy Indian/Self Determination Act	0	0
No Preference Program or Not Listed	1,020	609,095
SUBJECT TO LABOR STATUTES		
Walsh Healy Act - Manufacturer	116	7,214
Walsh Healy Act - Dealer	95	12,023
Service Contract Act	464	111,477
Davis Bacon Act	258	224,328
Not Subject to Above Acts	727	445,535
PRODUCT OR SERVICE		
Supplies & Equipment	80	4,870
ADP Equipment, Purchase and Lease	164	18,191
Research & Development	26	7,972
Construction	77	23,906
Architect & Engineering	88	25,139
Real Property, Purchase & Lease, or Maintenance	55	7,560
ADP Services (includes Installation & Maintenance)	120	29,790
Other Services	1,049	683,239

**FEDERAL PROCUREMENT DATA SYSTEM
DEPARTMENT OF STATE
Actions Reported in Summary on SF281
Fiscal Year 1994 Through Fourth Quarter**

PART I - PRIME CONTRACTS							
	PROCUREMENT METHODS	Number of Actions (a)	NET DOLLAR AMOUNTS (000)				
			Small Business Concerns (b)	Large Business Concerns (c)	Domestic Outside U.S./ Foreign (d)	Other Entities (e)	Total Dollars (f)
NEW AWARDS AND MODIFICATIONS	1. Tariff or Regulated Acquisitions	7				2	
	2. Contracts for Foreign Government or International Organization	0				0	
	3. Small Purchases	121,100	46,431	43,969	173,940	8,188	272,528
	4. Delivery Orders - GSA Schedules Only	4,281	7,525	14,691	290	816	23,322
	5. Delivery Orders - Other Federal Schedules	836	1,590	2,239	218	348	4,395
	6. Delivery Orders - All Other	4,809	7,342	12,999	2,743	182	23,266
	7. Other Procurement Methods	7,055	9,730	3,929	5,317	675	18,651
	8. TOTAL NEW AWARDS AND MODIFICATIONS	138,068	72,618	77,827	182,508	10,209	343,184
COMPETITION	9. Competed	67,009	37,678	56,891	133,261	2,769	230,599
	10. Not Competed	24,159	22,408	13,921	18,694	760	55,783
	11. Not Available for Competition	46,920	12,534	7,015	30,553	6,680	56,782
MODIFICATIONS	12. TOTAL MODIFICATIONS (Excluding Line 3)	1,936					3,676

PART II - SELECTED SOCIOECONOMIC STATISTICS (Includes both new awards and modifications)					
PREFERENCE PROGRAMS			TYPE OF CONTRACTOR		
CATEGORY	Number of Actions (a)	Total net Dollars (b)	CATEGORY	Number of Actions (a)	Total net Dollars (b)
13. Small Business - Small Purchase Set-Aside	4,737	16,185	18. Small Disadvantaged Business	937	2,583
14. Small Business Set-Aside	1,794	8,069	19. Woman-Owned Small Business	1,937	6,710
15. Labor Surplus Area Set-Aside	1	17	20. Sheltered Workshop	20	98
16. Combined Labor Surplus/ Small Business Set-Aside	6	17			
17. 8(a) Awards	288	2,564			

**DEPARTMENT OF STATE
Actions Reported Individually on SF279
Fiscal Year 1994 Through Fourth Quarter**

	Actions	Dollars (000)
TOTAL	3,933	592,772
CICA APPLICABILITY		
Pre-CICA	19	2,432
CICA Awards	3,580	553,990
Small Purchases	0	0
Subject to Statute other than CICA	330	36,008
KIND OF CONTRACT ACTION		
Initial Letter Contract	11	7,150
Def. Contract Superseding Letter	1	84
New Definitive Contract	973	135,344
Small Purchase Procedure	1	25
Order Under IDC	1,141	157,903
Order Under BOA	4	805
Order /Mod Under GSA Schedule	267	17,787
Order/Mod Under VA or OPM Schedule	1	212
Modifications	1,532	273,507
Termination for Default	0	0
Termination for Convenience	2	45
SYNOPSIS OF PROCUREMENT PRIOR TO AWARD		
Synopsized Prior to Award	1,955	365,009
Not Synopsized Due to Urgency	178	30,994
Not Synopsized for Other Reason	1,788	196,427

FEDERAL PROCUREMENT DATA SYSTEM
DEPARTMENT OF STATE
Actions Reported Individually on SF279
Fiscal Year 1994 Through Fourth Quarter

SOLICITATION PROCEDURE	Actions	Dollars (000)
Full and Open Competition - Sealed Bid	898	132,370
Full and Open Competition - Comp Proposal	1,448	218,319
Full and Open Competition - Combination	9	1,010
Architect Engineer	75	8,047
Basic Research	0	0
Multiple Award Schedule	245	16,492
Alternate Source/Reduced Cost	0	0
Alternate Source/Mobilization	0	0
Alternate Source/Eng R & D	0	0
Set-aside	88	27,337
Other than Full and Open Competition	819	150,415
FULL AND OPEN COMPETITION WITH ONLY ONE BIDDER/OFFERER	233	48,733
AUTHORITY FOR OTHER THAN FULL AND OPEN COMPETITION		
Only One Source	126	13,749
- Follow-on Contract	23	1,863
- Utilities (Regulated & Telecommunications)	0	0
Unusual & Compelling Urgency	222	36,920
Mobilization/Essential R&D	0	0
International Agreement	12	2,195
Authorized by Statute	429	88,762
Authorized Resale	5	324
National Security	25	10,485
Public Interest	0	0
EXTENT COMPETED		
Competed	3,143	438,647
Not Available for Competition	569	126,923
Follow-on to Completed Action	32	1,895
Not Competed	185	24,965
TYPE OF CONTRACT		
Fixed Price	2,752	352,485
Cost Reimbursement	181	88,518
Time and Material	127	28,027
Labor Hour	869	125,420
TYPE OF CONTRACTOR		
Small Disadvantaged Business	486	82,787
Other Small Business	982	117,552
Large Business	1,167	228,645
Sheltered Workshops	9	4,482
Educational & Nonprofit	22	17,276
State & Local Government	0	0
Foreign Contractor	1,194	121,277
Domestic Contractor Performing Outside US	69	10,401
WOMAN-OWNED SMALL BUSINESS	220	29,916
PREFERENCE PROGRAMS		
Directed to Sheltered Workshop	0	0
8 (a) Program	371	72,897
Combined LSA/SB Set-aside	1	133
Small Business Set-aside	375	53,790
Labor Surplus Area Set-aside	3	234
Tie Bid Preference	0	0
Buy Indian/Self Determination Act	0	0
No Preference Program or Not Listed	3,179	465,376
SUBJECT TO LABOR STATUTES		
Walsh Healy Act - Manufacturer	798	110,069
Walsh Healy Act - Dealer	88	10,057
Service Contract Act	560	138,187
Davis Bacon Act	5	3,884
Not Subject to Above Acts	2,478	332,233
PRODUCT OR SERVICE		
Supplies & Equipment	738	55,439
ADP Equipment, Purchase and Lease	368	57,111
Research & Development	3	209
Construction	224	52,642
Architect & Engineering	172	23,810
Real Property, Purchase & Lease, or Maintenance	20	3,078
ADP Services (Includes Installation & Maintenance)	450	105,340
Other Services	1,958	295,145

FEDERAL PROCUREMENT DATA SYSTEM
DEPARTMENT OF TRANSPORTATION
Actions Reported in Summary on SF281
Fiscal Year 1994 Through Fourth Quarter

PART I - PRIME CONTRACTS							
	PROCUREMENT METHODS	Number of Actions (a)	NET DOLLAR AMOUNTS (000)				Total Dollars (f)
			Small Business Concerns (b)	Large Business Concerns (c)	Domestic Outside U.S./ Foreign (d)	Other Entities (e)	
NEW AWARDS AND MODIFICATIONS	1. Tariff or Regulated Acquisitions	301					440
	2. Contracts for Foreign Government or International Organization	0					0
	3. Small Purchases	174,978	217,088	82,265	730	4,956	305,049
	4. Delivery Orders - GSA Schedules Only	21,198	26,985	30,169	119	190	57,443
	5. Delivery Orders - Other Federal Schedules	2,963	3,955	3,496	519	435	8,405
	6. Delivery Orders - All Other	11,526	8,004	16,176	112	789	25,061
	7. Other Procurement Methods	4,711	6,009	1,236	25	3,446	10,718
	8. TOTAL NEW AWARDS AND MODIFICATIONS	215,677	262,031	133,344	1,505	9,796	407,116
COMPETITION	9. Competed	86,179	155,549	73,474	797	1,338	231,158
	10. Not Competed	70,321	73,102	44,252	618	3,815	121,788
	11. Not Available for Competition	59,177	33,380	15,618	89	4,643	54,170
MODIFICATIONS	12. TOTAL MODIFICATIONS (Excluding Line 3)	3,824					2,574

PART II - SELECTED SOCIOECONOMIC STATISTICS (Includes both new awards and modifications)					
PREFERENCE PROGRAMS			TYPE OF CONTRACTOR		
CATEGORY	Number of Actions (a)	Total net Dollars (b)	CATEGORY	Number of Actions (a)	Total net Dollars (b)
13. Small Business - Small Purchase Set-Aside	104,548	158,977	18. Small Disadvantaged Business	5,631	20,258
14. Small Business Set-Aside	21,934	52,211	19. Woman-Owned Small Business	6,732	15,790
15. Labor Surplus Area Set-Aside	30	109	20. Sheltered Workshop	31	155
16. Combined Labor Surplus/ Small Business Set-Aside	171	857			
17. 8(a) Awards	873	7,352			

DEPARTMENT OF TRANSPORTATION
Actions Reported Individually on SF279
Fiscal Year 1994 Through Fourth Quarter

	Actions	Dollars (000)
TOTAL	14,031	3,482,957
CICA APPLICABILITY		
Pre-CICA	17	2,763
CICA Awards	13,494	3,407,903
Small Purchases	393	3,272
Subject to Statute other than CICA	127	69,019
KIND OF CONTRACT ACTION		
Initial Letter Contract	38	24,878
Def. Contract Superseding Letter	0	0
New Definitive Contract	1,931	824,328
Small Purchase Procedure	354	3,205
Order Under IDC	2,794	405,378
Order Under BOA	47	10,899
Order /Mod Under GSA Schedule	453	32,192
Order/Mod Under VA or OPM Schedule	1	150
Modifications	8,411	2,182,249
Termination for Default	0	0
Termination for Convenience	2	-122
SYNOPSIS OF PROCUREMENT PRIOR TO AWARD		
Synopsized Prior to Award	9,413	1,920,112
Not Synopsized Due to Urgency	221	38,544
Not Synopsized for Other Reason	4,397	1,526,301

FEDERAL PROCUREMENT DATA SYSTEM
DEPARTMENT OF TRANSPORTATION
 Actions Reported Individually on SF279
 Fiscal Year 1994 Through Fourth Quarter

SOLICITATION PROCEDURE	Actions	Dollars (000)
Full and Open Competition - Sealed Bid	4,452	722,071
Full and Open Competition - Comp Proposal	3,059	1,428,147
Full and Open Competition - Combination	36	23,328
Architect Engineer	1,140	84,757
Basic Research	7	1,327
Multiple Award Schedule	429	31,961
Alternate Source/Reduced Cost	1	38
Alternate Source/Mobilization	1	4
Alternate Source/Eng R & D	0	0
Set-aside	504	86,209
Other than Full and Open Competition	3,865	1,020,063
FULL AND OPEN COMPETITION WITH ONLY ONE BIDDER/OFFERER	1,204	454,938
AUTHORITY FOR OTHER THAN FULL AND OPEN COMPETITION		
Only One Source	1,049	378,577
- Follow-on Contract	71	28,619
- Utilities (Regulated & Telecommunications)	19	2,610
Unusual & Compelling Urgency	271	70,345
Mobilization/Essential R&D	9	50,206
International Agreement	3	935
Authorized by Statute	2,530	519,189
Authorized Resale	0	0
National Security	1	36
Public Interest	2	775
EXTENT COMPETED		
Competed	10,097	2,427,814
Not Available for Competition	2,809	574,852
Follow-on to Competed Action	52	22,727
Not Competed	1,073	457,464
TYPE OF CONTRACT		
Fixed Price	10,856	1,867,181
Cost Reimbursement	2,103	1,260,031
Time and Material	632	121,867
Labor Hour	440	233,878
TYPE OF CONTRACTOR		
Small Disadvantaged Business	3,017	586,350
Other Small Business	5,783	757,805
Large Business	4,803	2,051,220
Sheltered Workshops	11	594
Educational & Nonprofit	242	57,852
State & Local Government	107	23,849
Foreign Contractor	65	5,443
Domestic Contractor Performing Outside US	3	244
WOMAN-OWNED SMALL BUSINESS	865	110,065
PREFERENCE PROGRAMS		
Directed to Sheltered Workshop	11	594
8 (a) Program	2,325	496,273
Combined LSA/SB Set-aside	22	4,800
Small Business Set-aside	979	106,020
Labor Surplus Area Set-aside	165	31,855
Tie Bid Preference	1	3
Buy Indian/Self Determination Act	7	591
No Preference Program or Not Listed	10,521	2,842,821
SUBJECT TO LABOR STATUTES		
Walsh Healy Act - Manufacturer	2,095	628,789
Walsh Healy Act - Dealer	1,783	226,918
Service Contract Act	2,581	709,540
Davis Bacon Act	2,729	446,295
Not Subject to Above Acts	4,843	1,471,435
PRODUCT OR SERVICE		
Supplies & Equipment	1,575	666,359
ADP Equipment, Purchase and Lease	806	416,394
Research & Development	1,013	203,100
Construction	2,931	474,284
Architect & Engineering	1,393	124,513
Real Property, Purchase & Lease, or Maintenance	28	3,567
ADP Services (includes Installation & Maintenance)	761	282,737
Other Services	5,524	1,312,003

FEDERAL PROCUREMENT DATA SYSTEM
DEPARTMENT OF THE TREASURY
Actions Reported in Summary on SF281
Fiscal Year 1994 Through Fourth Quarter

PART I - PRIME CONTRACTS							
	PROCUREMENT METHODS	Number of Actions (a)	NET DOLLAR AMOUNTS (000)				Total Dollars (f)
			Small Business Concerns (b)	Large Business Concerns (c)	Domestic Outside U.S./ Foreign (d)	Other Entities (e)	
NEW AWARDS AND MODIFICATIONS	1. Tariff or Regulated Acquisitions	0					0
	2. Contracts for Foreign Government or International Organization	0					0
	3. Small Purchases	117,547	130,005	40,340	470	953	171,768
	4. Delivery Orders - GSA Schedules Only	33,424	25,587	35,940	0	259	61,796
	5. Delivery Orders - Other Federal Schedules	198	200	381	0	7	588
	6. Delivery Orders - All Other	438	840	858	0	23	1,721
	7. Other Procurement Methods	363	637	1,694	0	189	2,520
	8. TOTAL NEW AWARDS AND MODIFICATIONS	151,970	157,279	78,213	470	1,431	236,393
COMPETITION	9. Competed	57,694	94,336	46,852	24	272	141,284
	10. Not Competed	18,922	26,510	13,060	21	571	40,162
	11. Not Available for Competition	75,354	36,433	19,501	425	588	56,947
MODIFICATIONS	12. TOTAL MODIFICATIONS (Excluding Line 3)	3,452					-22

PART II - SELECTED SOCIOECONOMIC STATISTICS (Includes both new awards and modifications)					
PREFERENCE PROGRAMS			TYPE OF CONTRACTOR		
CATEGORY	Number of Actions (a)	Total net Dollars (b)	CATEGORY	Number of Actions (a)	Total net Dollars (b)
13. Small Business - Small Purchase Set-Aside	77,488	95,436	18. Small Disadvantaged Business	3,403	6,897
14. Small Business Set-Aside	1,107	1,215	19. Women-Owned Small Business	15,542	9,033
15. Labor Surplus Area Set-Aside	1,937	4,386	20. Sheltered Workshop	3,899	41
16. Combined Labor Surplus/ Small Business Set-Aside	8,864	12,592			
17. 8(a) Awards	107	597			

DEPARTMENT OF THE TREASURY
Actions Reported Individually on SF279
Fiscal Year 1994 Through Fourth Quarter

	Actions	Dollars (000)
TOTAL	10,244	1,774,478
CICA APPLICABILITY		
Pre-CICA	111	67,036
CICA Awards	9,796	1,644,658
Small Purchases	0	0
Subject to Statute other than CICA	249	54,193
KIND OF CONTRACT ACTION		
Initial Letter Contract	17	5,185
Def. Contract Superseding Letter	6	791
New Definitive Contract	600	295,766
Small Purchase Procedure	0	0
Order Under IDC	5,521	842,944
Order Under BOA	109	124,632
Order /Mod Under GSA Schedule	879	80,246
Order/Mod Under VA or OPM Schedule	4	788
Modifications	3,081	425,097
Termination for Default	0	0
Termination for Convenience	27	-1,171
SYNOPSIS OF PROCUREMENT PRIOR TO AWARD		
Synopsized Prior to Award	788	342,590
Not Synopsized Due to Urgency	53	8,061
Not Synopsized for Other Reason	9,315	1,415,236

FEDERAL PROCUREMENT DATA SYSTEM
DEPARTMENT OF THE TREASURY
Actions Reported Individually on SF279
Fiscal Year 1994 Through Fourth Quarter

SOLICITATION PROCEDURE	Actions	Dollars (000)
Full and Open Competition - Sealed Bid	392	301,980
Full and Open Competition - Comp Proposal	5,258	802,797
Full and Open Competition - Combination	10	846
Architect Engineer	95	14,558
Basic Research	0	0
Multiple Award Schedule	758	69,013
Alternate Source/Reduced Cost	0	0
Alternate Source/Mobilization	0	0
Alternate Source/Eng R & D	0	0
Set-aside	1,048	99,199
Other than Full and Open Competition	2,235	356,284
FULL AND OPEN COMPETITION WITH ONLY ONE BIDDER/OFFERER	428	137,058
AUTHORITY FOR OTHER THAN FULL AND OPEN COMPETITION		
Only One Source	801	108,023
- Follow-on Contract	0	0
- Utilities (Regulated & Telecommunications)	99	12,027
Unusual & Compelling Urgency	239	14,642
Mobilization/Essential R&D	0	0
International Agreement	3	96
Authorized by Statute	1,190	235,446
Authorized Resale	0	0
National Security	2	77
Public Interest	0	0
EXTENT COMPLETED		
Completed	7,811	1,385,538
Not Available for Competition	1,451	273,792
Follow-on to Completed Action	0	0
Not Completed	894	106,556
TYPE OF CONTRACT		
Fixed Price	9,236	1,444,343
Cost Reimbursement	389	250,364
Time and Material	84	8,230
Labor Hour	447	62,950
TYPE OF CONTRACTOR		
Small Disadvantaged Business	1,218	234,891
Other Small Business	3,970	302,505
Large Business	4,782	1,174,083
Sheltered Workshops	74	25,781
Educational & Nonprofit	43	17,140
State & Local Government	7	2,570
Foreign Contractor	61	7,978
Domestic Contractor Performing Outside US	21	1,139
WOMAN-OWNED SMALL BUSINESS	593	58,858
PREFERENCE PROGRAMS		
Directed to Sheltered Workshop	47	6,283
8 (a) Program	987	204,885
Combined LSA/SB Set-aside	69	18,793
Small Business Set-aside	935	79,210
Labor Surplus Area Set-aside	52	1,622
Tie Bid Preference	0	0
Buy Indian/Self Determination Act	0	0
No Preference Program or Not Listed	8,068	1,455,094
SUBJECT TO LABOR STATUTES		
Walsh Healy Act - Manufacturer	3,085	585,259
Walsh Healy Act - Dealer	3,105	380,523
Service Contract Act	1,465	355,833
Davis Bacon Act	190	32,919
Not Subject to Above Acts	2,311	411,353
PRODUCT OR SERVICE		
Supplies & Equipment	2,415	553,064
ADP Equipment, Purchase and Lease	3,487	405,282
Research & Development	14	14,581
Construction	209	40,117
Architect & Engineering	145	18,325
Real Property, Purchase & Lease, or Maintenance	58	2,756
ADP Services (includes Installation & Maintenance)	1,348	376,180
Other Services	2,570	366,213

FEDERAL PROCUREMENT DATA SYSTEM
DEPARTMENT OF VETERANS AFFAIRS
Actions Reported in Summary on SF281
Fiscal Year 1994 Through Fourth Quarter

PART I - PRIME CONTRACTS							
	PROCUREMENT METHODS	Number of Actions (a)	NET DOLLAR AMOUNTS (000)				
			Small Business Concerns (b)	Large Business Concerns (c)	Domestic Outside U.S./ Foreign (d)	Other Entities (e)	Total Dollars (f)
NEW AWARDS AND MODIFICATIONS	1. Tariff or Regulated Acquisitions	10,210					38,918
	2. Contracts for Foreign Government or International Organization	1,178					309
	3. Small Purchases	1,314,098	547,054	355,807	517	26,565	929,943
	4. Delivery Orders - GSA Schedules Only	114,856	82,271	83,290	102	1,208	166,871
	5. Delivery Orders - Other Federal Schedules	442,464	143,115	358,645	105	1,244	503,109
	6. Delivery Orders - All Other	78,850	55,582	52,597	132	1,836	110,147
	7. Other Procurement Methods	48,042	16,701	7,044	32	5,293	29,070
	8. TOTAL NEW AWARDS AND MODIFICATIONS	2,007,896	844,723	857,383	888	36,146	1,778,367
COMPETITION	9. Competed	751,881	399,400	542,120	356	5,095	946,971
	10. Not Competed	53,038	52,253	46,764	177	6,694	118,465
	11. Not Available for Competition	1,202,777	383,070	268,499	355	24,357	714,931
MODIFICATIONS	12. TOTAL MODIFICATIONS (Excluding Line 3)	181					1,368

PART II - SELECTED SOCIOECONOMIC STATISTICS (Includes both new awards and modifications)					
CATEGORY	PREFERENCE PROGRAMS		CATEGORY	TYPE OF CONTRACTOR	
	Number of Actions (a)	Total net Dollars (b)		Number of Actions (a)	Total net Dollars (b)
13. Small Business - Small Purchase Set-Aside	515,481	248,570	18. Small Disadvantaged Business	49,131	55,560
14. Small Business Set-Aside	99,909	136,376	19. Woman-Owned Small Business	60,241	76,248
15. Labor Surplus Area Set-Aside	283,648	236,761	20. Sheltered Workshop	1,362	1,584
16. Combined Labor Surplus/ Small Business Set-Aside	0	0			
17. 8(a) Awards	2,344	4,209			

DEPARTMENT OF VETERANS AFFAIRS
Actions Reported Individually on SF279
Fiscal Year 1994 Through Fourth Quarter

	Actions	Dollars (000)
TOTAL	27,521	1,811,971
CICA APPLICABILITY		
Pre-CICA	160	12,399
CICA Awards	27,022	1,883,900
Small Purchases	285	2,073
Subject to Statute other than CICA	51	3,359
KIND OF CONTRACT ACTION		
Initial Letter Contract	82	7,710
Def. Contract Superseding Letter	0	0
New Definitive Contract	3,852	935,203
Small Purchase Procedure	280	2,199
Order Under IDC	19,102	628,348
Order Under BOA	143	25,475
Order /Mod Under GSA Schedule	606	27,478
Order/Mod Under VA or OPM Schedule	2,002	243,314
Modifications	1,451	41,777
Termination for Default	1	408
Termination for Convenience	2	61
SYNOPSIS OF PROCUREMENT PRIOR TO AWARD		
Synopsized Prior to Award	10,836	1,370,201
Not Synopsized Due to Urgency	168	7,250
Not Synopsized for Other Reason	16,516	534,280

FEDERAL PROCUREMENT DATA SYSTEM
DEPARTMENT OF VETERANS AFFAIRS
 Actions Reported Individually on SF279
 Fiscal Year 1994 Through Fourth Quarter

SOLICITATION PROCEDURE	Actions	Dollars (DOO)
Full and Open Competition - Sealed Bid	4,471	469,778
Full and Open Competition - Comp Proposal	4,377	696,784
Full and Open Competition - Combination	87	5,852
Architect Engineer	490	27,334
Basic Research	0	0
Multiple Award Schedule	2,158	113,307
Alternate Source/Reduced Cost	2	109
Alternate Source/Mobilization	0	0
Alternate Source/Eng R & D	0	0
Set-aside	1,641	93,039
Other than Full and Open Competition	13,798	487,697
FULL AND OPEN COMPETITION WITH ONLY ONE BIDDER/OFFERER	1,880	255,504
AUTHORITY FOR OTHER THAN FULL AND OPEN COMPETITION		
Only One Source	2,225	164,484
- Follow-on Contract	47	5,075
- Utilities (Regulated & Telecommunications)	1,435	111,405
Unusual & Compelling Urgency	192	9,116
Mobilization/Essential R&D	5	76
International Agreement	0	0
Authorized by Statute	11,364	313,901
Authorized Resale	10	120
National Security	0	0
Public Interest	0	0
EXTENT COMPLETED		
Competed	13,636	1,418,396
Not Available for Competition	12,948	436,349
Follow-on to Completed Action	46	5,214
Not Completed	886	49,770
TYPE OF CONTRACT		
Fixed Price	27,429	1,806,466
Cost Reimbursement	89	5,265
Time and Material	0	0
Labor Hour	0	0
TYPE OF CONTRACTOR		
Small Disadvantaged Business	1,454	119,804
Other Small Business	9,201	366,918
Large Business	14,610	1,313,552
Sheltered Workshops	91	2,965
Educational & Nonprofit	1,192	42,835
State & Local Government	954	65,128
Foreign Contractor	1	56
Domestic Contractor Performing Outside US	15	473
WOMAN-OWNED SMALL BUSINESS	1,121	57,420
PREFERENCE PROGRAMS		
Directed to Sheltered Workshop	82	1,014
8 (a) Program	514	75,475
Combined LSA/SB Set-aside	175	11,356
Small Business Set-aside	1,448	64,163
Labor Surplus Area Set-aside	195	21,168
Tie Bid Preference	3	301
Buy Indian/Self Determination Act	0	0
No Preference Program or Not Listed	25,103	1,738,254
SUBJECT TO LABOR STATUTES		
Walsh Healy Act - Manufacturer	6,478	530,104
Walsh Healy Act - Dealer	1,962	288,217
Service Contract Act	13,324	319,881
Davis Bacon Act	1,335	475,548
Not Subject to Above Acts	4,419	297,883
PRODUCT OR SERVICE		
Supplies & Equipment	8,516	765,273
ADP Equipment, Purchase and Lease	410	80,373
Research & Development	8	1,007
Construction	1,334	470,287
Architect & Engineering	533	31,151
Real Property, Purchase & Lease, or Maintenance	181	25,940
ADP Services (includes Installation & Maintenance)	131	16,492
Other Services	16,408	521,468

FEDERAL PROCUREMENT DATA SYSTEM
ACTION
Actions Reported in Summary on SF281
Fiscal Year 1994 Through Fourth Quarter

PART I - PRIME CONTRACTS							
NEW AWARDS AND MODIFICATIONS	PROCUREMENT METHODS	Number of Actions (a)	NET DOLLAR AMOUNTS (000)				Total Dollars (f)
			Small Business Concerns (b)	Large Business Concerns (c)	Domestic Outside U.S./ Foreign (d)	Other Entities (e)	
	1. Tariff or Regulated Acquisitions	0					0
	2. Contracts for Foreign Government or International Organization	0					0
	3. Small Purchases	1,756	1,722	1,565	0	35	3,322
	4. Delivery Orders - GSA Schedules Only	324	516	505	0	0	1,021
	5. Delivery Orders - Other Federal Schedules	6	2	0	0	0	2
	6. Delivery Orders - All Other	52	6	366	0	0	402
	7. Other Procurement Methods	38	4	0	0	21	25
	8. TOTAL NEW AWARDS AND MODIFICATIONS	2,178	2,250	2,466	0	56	4,772
COMPETITION	9. Competed	548	715	892	0	27	1,635
	10. Not Competed	1,106	1,150	798	0	7	1,955
	11. Not Available for Competition	522	385	776	0	22	1,182
MODIFICATIONS	12. TOTAL MODIFICATIONS (Excluding Line 3)	44					64

PART II - SELECTED SOCIOECONOMIC STATISTICS (Includes both new awards and modifications)					
PREFERENCE PROGRAMS			TYPE OF CONTRACTOR		
CATEGORY	Number of Actions (a)	Total net Dollars (b)	CATEGORY	Number of Actions (a)	Total net Dollars (b)
13. Small Business - Small Purchase Set-Aside	165	325	18. Small Disadvantaged Business	7	100
14. Small Business Set-Aside	7	51	19. Women-Owned Small Business	31	45
15. Labor Surplus Area Set-Aside	0	0	20. Sheltered Workshop	0	0
16. Combined Labor Surplus/ Small Business Set-Aside	0	0			
17. 8(a) Awards	1	3			

ACTION
Actions Reported Individually on SF279
Fiscal Year 1994 Through Fourth Quarter

	Actions	Dollars (000)
TOTAL	19	6,454
CICA APPLICABILITY		
Pre-CICA	1	2,120
CICA Awards	18	4,334
Small Purchases	0	0
Subject to Statute other than CICA	0	0
KIND OF CONTRACT ACTION		
Initial Letter Contract	0	0
Def. Contract Superseding Letter	0	0
New Definitive Contract	0	0
Small Purchase Procedure	0	0
Order Under IDC	0	0
Order Under BOA	0	0
Order /Mod Under GSA Schedule	0	0
Order/Mod Under VA or OPM Schedule	0	0
Modifications	19	6,454
Termination for Default	0	0
Termination for Convenience	0	0
SYNOPSIS OF PROCUREMENT PRIOR TO AWARD		
Synopsized Prior to Award	11	1,964
Not Synopsized Due to Urgency	0	0
Not Synopsized for Other Reason	8	4,490

FEDERAL PROCUREMENT DATA SYSTEM
ACTION
Actions Reported Individually on SF279
Fiscal Year 1994 Through Fourth Quarter

	Actions	Dollars (000)
SELECTION PROCEDURE		
Full and Open Competition - Sealed Bid	0	0
Full and Open Competition - Comp Proposal	12	2,115
Full and Open Competition - Combination	0	0
Architect Engineer	0	0
Basic Research	0	0
Multiple Award Schedule	0	0
Alternate Source/Reduced Cost	0	0
Alternate Source/Mobilization	0	0
Alternate Source/Eng R & D	0	0
Set-aside	0	0
Other than Full and Open Competition	6	2,219
FULL AND OPEN COMPETITION WITH ONLY ONE BIDDER/OFFERER		
AUTHORITY FOR OTHER THAN FULL AND OPEN COMPETITION		
Only One Source	6	2,219
- Follow-on Contract	0	0
- Utilities (Regulated & Telecommunications)	0	0
Unusual & Compelling Urgency	0	0
Mobilization/Essential R&D	0	0
International Agreement	0	0
Authorized by Statute	0	0
Authorized Resale	0	0
National Security	0	0
Public Interest	0	0
EXTENT COMPETED		
Competed	12	2,115
Not Available for Competition	6	2,219
Follow-on to Competed Action	0	0
Not Competed	1	2,120
TYPE OF CONTRACT		
Fixed Price	7	4,339
Cost Reimbursement	12	2,115
Time and Material	0	0
Labor Hour	0	0
TYPE OF CONTRACTOR		
Small Disadvantaged Business	6	2,219
Other Small Business	0	0
Large Business	13	4,235
Sheltered Workshops	0	0
Educational & Nonprofit	0	0
State & Local Government	0	0
Foreign Contractor	0	0
Domestic Contractor Performing Outside US	0	0
WOMAN-OWNED SMALL BUSINESS		
PREFERENCE PROGRAMS		
Directed to Sheltered Workshop	0	0
8 (a) Program	6	2,219
Combined LSA/SB Set-aside	0	0
Small Business Set-aside	0	0
Labor Surplus Area Set-aside	0	0
Tie Bid Preference	0	0
Buy Indian/Self Determination Act	0	0
No Preference Program or Not Listed	13	4,235
SUBJECT TO LABOR STATUTES		
Walsh Healy Act - Manufacturer	0	0
Walsh Healy Act - Dealer	0	0
Service Contract Act	18	4,334
Davis Bacon Act	0	0
Not Subject to Above Acts	1	2,120
PRODUCT OR SERVICE		
Supplies & Equipment	0	0
ADP Equipment, Purchase and Lease	0	0
Research & Development	0	0
Construction	0	0
Architect & Engineering	0	0
Real Property, Purchase & Lease, or Maintenance	0	0
ADP Services (includes Installation & Maintenance)	6	2,219
Other Services	13	4,235

FEDERAL PROCUREMENT DATA SYSTEM
ADMINISTRATIVE CONFERENCE OF THE U.S.
Actions Reported in Summary on SF281
Fiscal Year 1994 Through Fourth Quarter

PART I - PRIME CONTRACTS							
	PROCUREMENT METHODS	Number of Actions (a)	NET DOLLAR AMOUNTS (000)				Total Dollars (f)
			Small Business Concerns (b)	Large Business Concerns (c)	Domestic Outside U.S./ Foreign (d)	Other Entities (e)	
NEW AWARDS AND MODIFICATIONS	1. Tariff or Regulated Acquisitions	6					2
	2. Contracts for Foreign Government or International Organization	0					0
	3. Small Purchases	130	26	1	0	0	27
	4. Delivery Orders - GSA Schedules Only	28	0	21	0	0	21
	5. Delivery Orders - Other Federal Schedules	0	0	0	0	0	0
	6. Delivery Orders - All Other	0	0	0	0	0	0
	7. Other Procurement Methods	0	0	0	0	0	0
	8. TOTAL NEW AWARDS AND MODIFICATIONS	184	26	22	0	0	50
COMPETITION	9. Competed	158	26	22	0	0	48
	10. Not Competed	0	0	0	0	0	0
	11. Not Available for Competition	6	0	0	0	0	2
MODIFICATIONS	12. TOTAL MODIFICATIONS (Excluding Line 3)	0					0

PART II - SELECTED SOCIOECONOMIC STATISTICS (Includes both new awards and modifications)					
CATEGORY	PREFERENCE PROGRAMS		CATEGORY	TYPE OF CONTRACTOR	
	Number of Actions (a)	Total net Dollars (b)		Number of Actions (a)	Total net Dollars (b)
13. Small Business - Small Purchase Set-Aside	130	26	18. Small Disadvantaged Business	20	4
14. Small Business Set-Aside	0	0	19. Woman-Owned Small Business	0	0
15. Labor Surplus Area Set-Aside	0	0	20. Sheltered Workshop	0	0
16. Combined Labor Surplus/ Small Business Set-Aside	0	0			
17. 8(a) Awards	0	0			

ADMINISTRATIVE CONFERENCE OF THE U.S.
Actions Reported Individually on SF279
Fiscal Year 1994 Through Fourth Quarter

	Actions	Dollars (000)
TOTAL	6	0
CICA APPLICABILITY		
Pre-CICA	0	0
CICA Awards	0	0
Small Purchases	0	0
Subject to Statute other than CICA	0	0
KIND OF CONTRACT ACTION		
Initial Letter Contract	0	0
Def. Contract Superseding Letter	0	0
New Definitive Contract	0	0
Small Purchase Procedure	0	0
Order Under IDC	0	0
Order Under BOA	0	0
Order /Mod Under GSA Schedule	0	0
Order/Mod Under VA or OPM Schedule	0	0
Modifications	0	0
Termination for Default	0	0
Termination for Convenience	0	0
SYNOPSIS OF PROCUREMENT PRIOR TO AWARD		
Synopsized Prior to Award	0	0
Not Synopsized Due to Urgency	0	0
Not Synopsized for Other Reason	0	0

FEDERAL PROCUREMENT DATA SYSTEM
ADMINISTRATIVE CONFERENCE OF THE U.S.
 Actions Reported Individually on SF279
 Fiscal Year 1994 Through Fourth Quarter

SOLICITATION PROCEDURE	Actions	Dollars (000)
Full and Open Competition - Sealed Bid	0	0
Full and Open Competition - Comp Proposal	0	0
Full and Open Competition - Combination	0	0
Architect Engineer	0	0
Basic Research	0	0
Multiple Award Schedule	0	0
Alternate Source/Reduced Cost	0	0
Alternate Source/Mobilization	0	0
Alternate Source/Eng R & D	0	0
Set-aside	0	0
Other than Full and Open Competition	0	0
FULL AND OPEN COMPETITION WITH ONLY ONE BIDDER/OFFERER	0	0
AUTHORITY FOR OTHER THAN FULL AND OPEN COMPETITION		
Only One Source	0	0
- Follow-on Contract	0	0
- Utilities (Regulated & Telecommunications)	0	0
Unusual & Compelling Urgency	0	0
Mobilization/Essential R&D	0	0
International Agreement	0	0
Authorized by Statute	0	0
Authorized Resale	0	0
National Security	0	0
Public Interest	0	0
EXTENT COMPETED		
Competed	0	0
Not Available for Competition	0	0
Follow-on to Competed Action	0	0
Not Competed	0	0
TYPE OF CONTRACT		
Fixed Price	0	0
Cost Reimbursement	0	0
Time and Material	0	0
Labor Hour	0	0
TYPE OF CONTRACTOR		
Small Disadvantaged Business	0	0
Other Small Business	0	0
Large Business	0	0
Sheltered Workshops	0	0
Educational & Nonprofit	0	0
State & Local Government	0	0
Foreign Contractor	0	0
Domestic Contractor Performing Outside US	0	0
WOMAN-OWNED SMALL BUSINESS	0	0
PREFERENCE PROGRAMS		
Directed to Sheltered Workshop	0	0
8 (a) Program	0	0
Combined LSA/SB Set-aside	0	0
Small Business Set-aside	0	0
Labor Surplus Area Set-aside	0	0
Tie Bid Preference	0	0
Buy Indian/Self Determination Act	0	0
No Preference Program or Not Listed	0	0
SUBJECT TO LABOR STATUTES		
Walsh Healy Act - Manufacturer	0	0
Walsh Healy Act - Dealer	0	0
Service Contract Act	0	0
Davis Bacon Act	0	0
Not Subject to Above Acts	0	0
PRODUCT OR SERVICE		
Supplies & Equipment	0	0
ADP Equipment, Purchase and Lease	0	0
Research & Development	0	0
Construction	0	0
Architect & Engineering	0	0
Real Property, Purchase & Lease, or Maintenance	0	0
ADP Services (includes Installation & Maintenance)	0	0
Other Services	0	0

FEDERAL PROCUREMENT DATA SYSTEM
AGENCY FOR INTERNATIONAL DEVELOPMENT
Actions Reported in Summary on SF281
Fiscal Year 1994 Through Fourth Quarter

PART I - PRIME CONTRACTS							
	PROCUREMENT METHODS	Number of Actions (a)	NET DOLLAR AMOUNTS (000)				Total Dollars (f)
			Small Business Concerns (b)	Large Business Concerns (c)	Domestic Outside U.S./ Foreign (d)	Other Entities (e)	
NEW AWARDS AND MODIFICATIONS	1. Tariff or Regulated Acquisitions	0					0
	2. Contracts for Foreign Government or International Organization	0					0
	3. Small Purchases	7,403	6,798	1,579	11,839	65	20,279
	4. Delivery Orders - GSA Schedules Only	292	711	561	0	5	1,277
	5. Delivery Orders - Other Federal Schedules	42	40	12	27	0	79
	6. Delivery Orders - All Other	90	97	411	42	0	550
	7. Other Procurement Methods	823	158	9	5,228	102	5,497
	8. TOTAL NEW AWARDS AND MODIFICATIONS	8,650	7,802	2,572	17,136	172	27,682
COMPETITION	9. Competed	4,166	4,597	1,855	10,698	63	17,213
	10. Not Competed	3,192	3,151	428	5,921	16	9,515
	11. Not Available for Competition	1,292	54	289	517	93	954
MODIFICATIONS	12. TOTAL MODIFICATIONS (Excluding Line 3)	621					2,067

PART II - SELECTED SOCIOECONOMIC STATISTICS (Includes both new awards and modifications)					
REFERENCE PROGRAMS			TYPE OF CONTRACTOR		
CATEGORY	Number of Actions (a)	Total net Dollars (b)	CATEGORY	Number of Actions (a)	Total net Dollars (b)
13. Small Business - Small Purchase Set-Aside	946	1,159	18. Small Disadvantaged Business	205	780
14. Small Business Set-Aside	28	116	19. Woman-Owned Small Business	153	763
15. Labor Surplus Area Set-Aside	0	0	20. Sheltered Workshop	0	0
16. Combined Labor Surplus/ Small Business Set-Aside	0	0			
17. 8(a) Awards	9	-168			

AGENCY FOR INTERNATIONAL DEVELOPMENT
Actions Reported Individually on SF279
Fiscal Year 1994 Through Fourth Quarter

	Actions	Dollars (000)
TOTAL	1,836	1,194,049
CICA APPLICABILITY		
Pre-CICA	7	4,328
CICA Awards	1,203	1,057,184
Small Purchases	0	0
Subject to Statute other than CICA	626	132,539
KIND OF CONTRACT ACTION		
Initial Letter Contract	0	0
Def. Contract Superseding Letter	0	0
New Definitive Contract	433	200,017
Small Purchase Procedure	0	0
Order Under IDC	483	184,618
Order Under BOA	10	3,177
Order /Mod Under GSA Schedule	5	212
Order/Mod Under VA or OPM Schedule	2	59
Modifications	900	828,113
Termination for Default	0	0
Termination for Convenience	3	-145
SYNOPSIS OF PROCUREMENT PRIOR TO AWARD		
Synopsized Prior to Award	1,020	1,018,798
Not Synopsized Due to Urgency	13	3,562
Not Synopsized for Other Reason	803	173,689

FEDERAL PROCUREMENT DATA SYSTEM
AGENCY FOR INTERNATIONAL DEVELOPMENT
 Actions Reported Individually on SF279
 Fiscal Year 1994 Through Fourth Quarter

	Actions	Dollars (000)
SOLICITATION PROCEDURE		
Full and Open Competition - Sealed Bid	56	59,029
Full and Open Competition - Comp Proposal	780	821,218
Full and Open Competition - Combination	24	1,547
Architect Engineer	8	9,523
Basic Research	1	2,227
Multiple Award Schedule	8	1,471
Alternate Source/Reduced Cost	1	133
Alternate Source/Mobilization	0	0
Alternate Source/Eng R & D	0	0
Set-aside	67	28,183
Other than Full and Open Competition	278	133,873
FULL AND OPEN COMPETITION WITH ONLY ONE BIDDER/OFFERER	151	128,541
AUTHORITY FOR OTHER THAN FULL AND OPEN COMPETITION		
Only One Source	47	15,458
- Follow-on Contract	10	1,587
- Utilities (Regulated & Telecommunications)	0	0
Unusual & Compelling Urgency	15	3,684
Mobilization/Essential R&D	2	1,001
International Agreement	0	0
Authorized by Statute	214	113,750
Authorized Resale	0	0
National Security	0	0
Public Interest	0	0
EXTENT COMPLETED		
Completed	1,142	1,002,814
Not Available for Competition	608	188,391
Follow-on to Completed Action	4	4,128
Not Completed	82	18,918
TYPE OF CONTRACT		
Fixed Price	273	99,744
Cost Reimbursement	538	804,895
Time and Material	631	234,534
Labor Hour	394	55,076
TYPE OF CONTRACTOR		
Small Disadvantaged Business	192	89,017
Other Small Business	222	78,287
Large Business	300	251,124
Sheltered Workshops	2	1,280
Educational & Nonprofit	71	160,835
State & Local Government	62	22,432
Foreign Contractor	295	28,741
Domestic Contractor Performing Outside US	692	564,333
WOMAN-OWNED SMALL BUSINESS	61	16,574
PREFERENCE PROGRAMS		
Directed to Sheltered Workshop	2	1,280
8 (a) Program	124	32,588
Combined LSA/SB Set-aside	2	1,863
Small Business Set-aside	60	22,807
Labor Surplus Area Set-aside	1	144
Tie Bid Preference	2	114
Buy Indian/Self Determination Act	0	0
No Preference Program or Not Listed	1,645	1,135,455
SUBJECT TO LABOR STATUTES		
Walsh Healy Act - Manufacturer	32	60,568
Walsh Healy Act - Dealer	9	352
Service Contract Act	94	148,878
Davis Bacon Act	5	3,244
Not Subject to Above Acts	1,696	983,008
PRODUCT OR SERVICE		
Supplies & Equipment	80	52,294
ADP Equipment, Purchase and Lease	20	1,621
Research & Development	47	20,337
Construction	12	960
Architect & Engineering	43	78,678
Real Property, Purchase & Lease, or Maintenance	4	95
ADP Services (includes Installation & Maintenance)	39	24,346
Other Services	1,591	1,015,718

FEDERAL PROCUREMENT DATA SYSTEM
AMERICAN BATTLE MONUMENTS COMMISSION
Actions Reported in Summary on SF281
Fiscal Year 1994 Through Fourth Quarter

PART I - PRIME CONTRACTS							
	PROCUREMENT METHODS	Number of Actions (a)	NET DOLLAR AMOUNTS (000)				Total Dollars (f)
			Small Business Concerns (b)	Large Business Concerns (c)	Domestic Outside U.S./ Foreign (d)	Other Entities (e)	
NEW AWARDS AND MODIFICATIONS	1. Tariff or Regulated Acquisitions	0					0
	2. Contracts for Foreign Government or International Organization	0					0
	3. Small Purchases	11,344	0	0	8,848	0	8,848
	4. Delivery Orders - GSA Schedules Only	98	72	61	0	0	133
	5. Delivery Orders - Other Federal Schedules	48	0	0	0	48	48
	6. Delivery Orders - All Other	0	0	0	0	0	0
	7. Other Procurement Methods	2,656	0	0	2,344	0	2,344
	8. TOTAL NEW AWARDS AND MODIFICATIONS	14,146	72	61	11,192	48	11,371
COMPETITION	9. Competed	1,130	0	0	557	0	557
	10. Not Competed	2,554	9	7	1,674	5	1,695
	11. Not Available for Competition	10,482	63	54	8,961	41	9,119
MODIFICATIONS	12. TOTAL MODIFICATIONS (Excluding Line 9)	0					0

PART II - SELECTED SOCIOECONOMIC STATISTICS (Includes both new awards and modifications)					
CATEGORY	PREFERENCE PROGRAMS		CATEGORY	TYPE OF CONTRACTOR	
	Number of Actions (a)	Total net Dollars (b)		Number of Actions (a)	Total net Dollars (b)
13. Small Business - Small Purchase Set-Aside	0	0	18. Small Disadvantaged Business	0	0
14. Small Business Set-Aside	0	0	19. Woman-Owned Small Business	0	0
15. Labor Surplus Area Set-Aside	0	0	20. Sheltered Workshop	0	0
16. Combined Labor Surplus/ Small Business Set-Aside	0	0			
17. 8(a) Awards	0	0			

AMERICAN BATTLE MONUMENTS COMMISSION
Actions Reported Individually on SF279
Fiscal Year 1994 Through Fourth Quarter

	Actions	Dollars (000)
TOTAL	0	0
CICA APPLICABILITY		
Pre-CICA	0	0
CICA Awards	0	0
Small Purchases	0	0
Subject to Statute other than CICA	0	0
KIND OF CONTRACT ACTION		
Initial Letter Contract	0	0
Def. Contract Superseding Letter	0	0
New Definitive Contract	0	0
Small Purchase Procedure	0	0
Order Under IDC	0	0
Order Under BOA	0	0
Order /Mod Under GSA Schedule	0	0
Order/Mod Under VA or OPM Schedule	0	0
Modifications	0	0
Termination for Default	0	0
Termination for Convenience	0	0
SYNOPSIS OF PROCUREMENT PRIOR TO AWARD		
Synopsized Prior to Award	0	0
Not Synopsized Due to Urgency	0	0
Not Synopsized for Other Reason	0	0

FEDERAL PROCUREMENT DATA SYSTEM
AMERICAN BATTLE MONUMENTS COMMISSION
 Actions Reported Individually on SF279
 Fiscal Year 1994 Through Fourth Quarter

SOLICITATION PROCEDURE	Actions	Dollars (000)
Full and Open Competition - Sealed Bid	0	0
Full and Open Competition - Comp Proposal	0	0
Full and Open Competition - Combination	0	0
Architect Engineer	0	0
Basic Research	0	0
Multiple Award Schedule	0	0
Alternate Source/Reduced Cost	0	0
Alternate Source/Mobilization	0	0
Alternate Source/Eng R & D	0	0
Set-aside	0	0
Other than Full and Open Competition	0	0
FULL AND OPEN COMPETITION WITH ONLY ONE BIDDER/OFFERER	0	0
AUTHORITY FOR OTHER THAN FULL AND OPEN COMPETITION		
Only One Source	0	0
- Follow-on Contract	0	0
- Utilities (Regulated & Telecommunications)	0	0
Unusual & Compelling Urgency	0	0
Mobilization/Essential R&D	0	0
International Agreement	0	0
Authorized by Statute	0	0
Authorized Resale	0	0
National Security	0	0
Public Interest	0	0
EXTENT COMPLETED		
Completed	0	0
Not Available for Competition	0	0
Follow-on to Completed Action	0	0
Not Completed	0	0
TYPE OF CONTRACT		
Fixed Price	0	0
Cost Reimbursement	0	0
Time and Material	0	0
Labor Hour	0	0
TYPE OF CONTRACTOR		
Small Disadvantaged Business	0	0
Other Small Business	0	0
Large Business	0	0
Sheltered Workshops	0	0
Educational & Nonprofit	0	0
State & Local Government	0	0
Foreign Contractor	0	0
Domestic Contractor Performing Outside US	0	0
WOMAN-OWNED SMALL BUSINESS	0	0
PREFERENCE PROGRAMS		
Directed to Sheltered Workshop	0	0
8 (a) Program	0	0
Combined LSA/SB Set-aside	0	0
Small Business Set-aside	0	0
Labor Surplus Area Set-aside	0	0
Tie Bid Preference	0	0
Buy Indian/Self Determination Act	0	0
No Preference Program or Not Listed	0	0
SUBJECT TO LABOR STATUTES		
Wash Healy Act - Manufacturer	0	0
Wash Healy Act - Dealer	0	0
Service Contract Act	0	0
Davis Bacon Act	0	0
Not Subject to Above Acts	0	0
PRODUCT OR SERVICE		
Supplies & Equipment	0	0
ADP Equipment, Purchase and Lease	0	0
Research & Development	0	0
Construction	0	0
Architect & Engineering	0	0
Real Property, Purchase & Lease, or Maintenance	0	0
ADP Services (includes Installation & Maintenance)	0	0
Other Services	0	0

FEDERAL PROCUREMENT DATA SYSTEM
BOARD FOR INTERNATIONAL BROADCASTING
Actions Reported in Summary on SF281
Fiscal Year 1994 Through Fourth Quarter

PART I - PRIME CONTRACTS							
	PROCUREMENT METHODS	Number of Actions (a)	NET DOLLAR AMOUNTS (000)				
			Small Business Concerns (b)	Large Business Concerns (c)	Domestic Outside U.S./ Foreign (d)	Other Entities (e)	Total Dollars (f)
NEW AWARDS AND MODIFICATIONS	1. Tariff or Regulated Acquisitions	0					0
	2. Contracts for Foreign Government or International Organization	0					0
	3. Small Purchases	0	0	0	0	0	0
	4. Delivery Orders - GSA Schedules Only	0	0	0	0	0	0
	5. Delivery Orders - Other Federal Schedules	0	0	0	0	0	0
	6. Delivery Orders - All Other	0	0	0	0	0	0
	7. Other Procurement Methods	0	0	0	0	0	0
	8. TOTAL NEW AWARDS AND MODIFICATIONS	0	0	0	0	0	0
COMPETITION	9. Competed	0	0	0	0	0	0
	10. Not Competed	0	0	0	0	0	0
	11. Not Available for Competition	0	0	0	0	0	0
MODIFICATIONS	12. TOTAL MODIFICATIONS (Excluding Line 3)	0					0

PART II - SELECTED SOCIOECONOMIC STATISTICS (Includes both new awards and modifications)					
CATEGORY	PREFERENCE PROGRAMS		CATEGORY	TYPE OF CONTRACTOR	
	Number of Actions (a)	Total net Dollars (b)		Number of Actions (a)	Total net Dollars (b)
13. Small Business - Small Purchase Set-Aside	0	0	18. Small Disadvantaged Business	0	0
14. Small Business Set-Aside	0	0	19. Woman-Owned Small Business	0	0
15. Labor Surplus Area Set-Aside	0	0	20. Sheltered Workshop	0	0
16. Combined Labor Surplus/ Small Business Set-Aside	0	0			
17. 8(a) Awards	0	0			

BOARD FOR INTERNATIONAL BROADCASTING
Actions Reported Individually on SF279
Fiscal Year 1994 Through Fourth Quarter

	Actions	Dollars (000)
TOTAL	0	0
CICA APPLICABILITY		
Pre-CICA	0	0
CICA Awards	0	0
Small Purchases	0	0
Subject to Statute other than CICA	0	0
KIND OF CONTRACT ACTION		
Initial Letter Contract	0	0
Def. Contract Superseding Letter	0	0
New Definitive Contract	0	0
Small Purchase Procedure	0	0
Order Under IDC	0	0
Order Under BOA	0	0
Order /Mod Under GSA Schedule	0	0
Order/Mod Under VA or OPM Schedule	0	0
Modifications	0	0
Termination for Default	0	0
Termination for Convenience	0	0
SYNOPSIS OF PROCUREMENT PRIOR TO AWARD		
Synopsized Prior to Award	0	0
Not Synopsized Due to Urgency	0	0
Not Synopsized for Other Reason	0	0

FEDERAL PROCUREMENT DATA SYSTEM
BOARD FOR INTERNATIONAL BROADCASTING
 Actions Reported Individually on SF279
 Fiscal Year 1994 Through Fourth Quarter

SOLICITATION PROCEDURE	Actions	Dollars (000)
Full and Open Competition - Sealed Bid	0	0
Full and Open Competition - Comp Proposal	0	0
Full and Open Competition - Combination	0	0
Architect Engineer	0	0
Basic Research	0	0
Multiple Award Schedule	0	0
Alternate Source/Reduced Cost	0	0
Alternate Source/Mobilization	0	0
Alternate Source/Eng R & D	0	0
Set-aside	0	0
Other than Full and Open Competition	0	0
FULL AND OPEN COMPETITION WITH ONLY ONE BIDDER/OFFERER	0	0
AUTHORITY FOR OTHER THAN FULL AND OPEN COMPETITION		
Only One Source	0	0
- Follow-on Contract	0	0
- Utilities (Regulated & Telecommunications)	0	0
Unusual & Compelling Urgency	0	0
Mobilization/Essential R&D	0	0
International Agreement	0	0
Authorized by Statute	0	0
Authorized Resale	0	0
National Security	0	0
Public Interest	0	0
EXTENT COMPETED		
Competed	0	0
Not Available for Competition	0	0
Follow-on to Competed Action	0	0
Not Competed	0	0
TYPE OF CONTRACT		
Fixed Price	0	0
Cost Reimbursement	0	0
Time and Material	0	0
Labor Hour	0	0
TYPE OF CONTRACTOR		
Small Disadvantaged Business	0	0
Other Small Business	0	0
Large Business	0	0
Sheltered Workshops	0	0
Educational & Nonprofit	0	0
State & Local Government	0	0
Foreign Contractor	0	0
Domestic Contractor Performing Outside US	0	0
WOMAN-OWNED SMALL BUSINESS	0	0
PREFERENCE PROGRAMS		
Directed to Sheltered Workshop	0	0
8 (a) Program	0	0
Combined LSA/SB Set-aside	0	0
Small Business Set-aside	0	0
Labor Surplus Area Set-aside	0	0
Tie Bid Preference	0	0
Buy Indian/Self Determination Act	0	0
No Preference Program or Not Listed	0	0
SUBJECT TO LABOR STATUTES		
Walsh Healy Act - Manufacturer	0	0
Walsh Healy Act - Dealer	0	0
Service Contract Act	0	0
Davis Bacon Act	0	0
Not Subject to Above Acts	0	0
PRODUCT OR SERVICE		
Supplies & Equipment	0	0
ADP Equipment, Purchase and Lease	0	0
Research & Development	0	0
Construction	0	0
Architect & Engineering	0	0
Real Property, Purchase & Lease, or Maintenance	0	0
ADP Services (includes Installation & Maintenance)	0	0
Other Services	0	0

**FEDERAL PROCUREMENT DATA SYSTEM
COMMISSION ON CIVIL RIGHTS
Actions Reported in Summary on SF281
Fiscal Year 1994 Through Fourth Quarter**

PART I - PRIME CONTRACTS							
	PROCUREMENT METHODS	Number of Actions (a)	NET DOLLAR AMOUNTS (000)				Total Dollars (f)
			Small Business Concerns (b)	Large Business Concerns (c)	Domestic Outside U.S./ Foreign (d)	Other Entities (e)	
NEW AWARDS AND MODIFICATIONS	1. Tariff or Regulated Acquisitions	0					0
	2. Contracts for Foreign Government or International Organization	0					0
	3. Small Purchases	489	199	127	0	0	326
	4. Delivery Orders - GSA Schedules Only	0	0	0	0	0	0
	5. Delivery Orders- Other Federal Schedules	0	0	0	0	0	0
	6. Delivery Orders - All Other	0	0	0	0	0	0
	7. Other Procurement Methods	3	0	0	0	18	18
	8. TOTAL NEW AWARDS AND MODIFICATIONS	492	199	127	0	18	344
COMPETITION	9. Competed	248	57	82	0	0	139
	10. Not Competed	242	142	45	0	0	187
	11. Not Available for Competition	2	0	0	0	18	18
MODIFICATIONS	12. TOTAL MODIFICATIONS (Excluding Line 3)	0					0

PART II - SELECTED SOCIOECONOMIC STATISTICS (Includes both new awards and modifications)					
CATEGORY	PREFERENCE PROGRAMS		CATEGORY	TYPE OF CONTRACTOR	
	Number of Actions (a)	Total net Dollars (b)		Number of Actions (a)	Total net Dollars (b)
13. Small Business - Small Purchase Set-Aside	67	64	18. Small Disadvantaged Business	3	11
14. Small Business Set-Aside	0	0	19. Woman-Owned Small Business	15	67
15. Labor Surplus Area Set-Aside	0	0	20. Sheltered Workshop	0	0
16. Combined Labor Surplus/ Small Business Set-Aside	0	0			
17. 8(a) Awards	0	0			

**COMMISSION ON CIVIL RIGHTS
Actions Reported Individually on SF279
Fiscal Year 1994 Through Fourth Quarter**

	Actions	Dollars (000)
TOTAL	0	0
CICA APPLICABILITY		
Pre-CICA	0	0
CICA Awards	0	0
Small Purchases	0	0
Subject to Statute other than CICA	0	0
KIND OF CONTRACT ACTION		
Initial Letter Contract	0	0
Def. Contract Superseding Letter	0	0
New Definitive Contract	0	0
Small Purchase Procedure	0	0
Order Under IDC	0	0
Order Under BOA	0	0
Order /Mod Under GSA Schedule	0	0
Order/Mod Under VA or OPM Schedule	0	0
Modifications	0	0
Termination for Default	0	0
Termination for Convenience	0	0
SYNOPSIS OF PROCUREMENT PRIOR TO AWARD		
Synopsized Prior to Award	0	0
Not Synopsized Due to Urgency	0	0
Not Synopsized for Other Reason	0	0

FEDERAL PROCUREMENT DATA SYSTEM
COMMISSION ON CIVIL RIGHTS
 Actions Reported Individually on SF279
 Fiscal Year 1994 Through Fourth Quarter

	Actions	Dollars (000)
SOLICITATION PROCEDURE		
Full and Open Competition - Sealed Bid	0	0
Full and Open Competition - Comp Proposal	0	0
Full and Open Competition - Combination	0	0
Architect Engineer	0	0
Basic Research	0	0
Multiple Award Schedule	0	0
Alternate Source/Reduced Cost	0	0
Alternate Source/Mobilization	0	0
Alternate Source/Eng R & D	0	0
Set-aside	0	0
Other than Full and Open Competition	0	0
FULL AND OPEN COMPETITION WITH ONLY ONE BIDDER/OFFERER		
AUTHORITY FOR OTHER THAN FULL AND OPEN COMPETITION		
Only One Source	0	0
- Follow-on Contract	0	0
- Utilities (Regulated & Telecommunications)	0	0
Unusual & Compelling Urgency	0	0
Mobilization/Essential R&D	0	0
International Agreement	0	0
Authorized by Statute	0	0
Authorized Resale	0	0
National Security	0	0
Public Interest	0	0
EXTENT COMPETED		
Competed	0	0
Not Available for Competition	0	0
Follow-on to Competed Action	0	0
Not Competed	0	0
TYPE OF CONTRACT		
Fixed Price	0	0
Cost Reimbursement	0	0
Time and Material	0	0
Labor Hour	0	0
TYPE OF CONTRACTOR		
Small Disadvantaged Business	0	0
Other Small Business	0	0
Large Business	0	0
Sheltered Workshops	0	0
Educational & Nonprofit	0	0
State & Local Government	0	0
Foreign Contractor	0	0
Domestic Contractor Performing Outside US	0	0
WOMAN-OWNED SMALL BUSINESS		
PREFERENCE PROGRAMS		
Directed to Sheltered Workshop	0	0
8 (a) Program	0	0
Combined LSA/SB Set-aside	0	0
Small Business Set-aside	0	0
Labor Surplus Area Set-aside	0	0
Tie Bid Preference	0	0
Buy Indian/Self Determination Act	0	0
No Preference Program or Not Listed	0	0
SUBJECT TO LABOR STATUTES		
Walsh Healy Act - Manufacturer	0	0
Walsh Healy Act - Dealer	0	0
Service Contract Act	0	0
Davis Bacon Act	0	0
Not Subject to Above Acts	0	0
PRODUCT OR SERVICE		
Supplies & Equipment	0	0
ADP Equipment, Purchase and Lease	0	0
Research & Development	0	0
Construction	0	0
Architect & Engineering	0	0
Real Property, Purchase & Lease, or Maintenance	0	0
ADP Services (includes Installation & Maintenance)	0	0
Other Services	0	0

FEDERAL PROCUREMENT DATA SYSTEM
COMMODITY FUTURES TRADING COMMISSION
 Actions Reported in Summary on SF281
 Fiscal Year 1994 Through Fourth Quarter

PART I - PRIME CONTRACTS						
PROCUREMENT METHODS	Number of Actions (a)	NET DOLLAR AMOUNTS (000)				
		Small Business Concerns (b)	Large Business Concerns (c)	Domestic Outside U.S./ Foreign (d)	Other Entities (e)	Total Dollars (f)
1. Tariff or Regulated Acquisitions	12					47
2. Contracts for Foreign Government or International Organization	0					0
NEW AWARDS AND MODIFICATIONS						
3. Small Purchases	1,168	496	543	0	0	1,039
4. Delivery Orders - GSA Schedules Only	199	133	286	0	0	419
5. Delivery Orders - Other Federal Schedules	0	0	0	0	0	0
6. Delivery Orders - All Other	133	91	116	0	0	207
7. Other Procurement Methods	0	0	0	0	0	0
8. TOTAL NEW AWARDS AND MODIFICATIONS	1,510	720	945	0	0	1,712
COMPETITION						
9. Competed	270	330	370	0	0	700
10. Not Competed	97	128	385	0	0	491
11. Not Available for Competition	1,143	264	210	0	0	521
MODIFICATIONS						
12. TOTAL MODIFICATIONS (Excluding Line 3)	78					-26

PART II - SELECTED SOCIOECONOMIC STATISTICS (Includes both new awards and modifications)					
PREFERENCE PROGRAMS			TYPE OF CONTRACTOR		
CATEGORY	Number of Actions (a)	Total net Dollars (b)	CATEGORY	Number of Actions (a)	Total net Dollars (b)
13. Small Business - Small Purchase Set-Aside	0	0	18. Small Disadvantaged Business	8	15
14. Small Business Set-Aside	0	0	19. Women-Owned Small Business	49	91
15. Labor Surplus Area Set-Aside	0	0	20. Sheltered Workshop	0	0
16. Combined Labor Surplus/ Small Business Set-Aside	0	0			
17. 8(a) Awards	0	0			

COMMODITY FUTURES TRADING COMMISSION
 Actions Reported Individually on SF279
 Fiscal Year 1994 Through Fourth Quarter

	Actions	Dollars (000)
TOTAL	51	8,312
CICA APPLICABILITY		
Pre-CICA	0	0
CICA Awards	51	8,312
Small Purchases	0	0
Subject to Statute other than CICA	0	0
KIND OF CONTRACT ACTION		
Initial Letter Contract	0	0
Def. Contract Superseding Letter	0	0
New Definitive Contract	19	7,495
Small Purchase Procedure	0	0
Order Under IDC	0	0
Order Under BOA	0	0
Order /Mod Under GSA Schedule	15	1,068
Order/Mod Under VA or OPM Schedule	0	0
Modifications	17	-251
Termination for Default	0	0
Termination for Convenience	0	0
SYNOPSIS OF PROCUREMENT PRIOR TO AWARD		
Synopsized Prior to Award	30	6,500
Not Synopsized Due to Urgency	0	0
Not Synopsized for Other Reason	21	1,812

FEDERAL PROCUREMENT DATA SYSTEM
COMMODITY FUTURES TRADING COMMISSION
Actions Reported Individually on SF279
Fiscal Year 1994 Through Fourth Quarter

	Actions	Dollars (000)
SOLICITATION PROCEDURE		
Full and Open Competition - Sealed Bid	0	0
Full and Open Competition - Comp Proposal	22	5,873
Full and Open Competition - Combination	0	0
Architect Engineer	0	0
Basic Research	0	0
Multiple Award Schedule	14	1,013
Alternate Source/Reduced Cost	0	0
Alternate Source/Mobilization	0	0
Alternate Source/Eng R & D	0	0
Set-aside	2	190
Other than Full and Open Competition	13	1,236
FULL AND OPEN COMPETITION WITH ONLY ONE BIDDER/OFFERER	2	135
AUTHORITY FOR OTHER THAN FULL AND OPEN COMPETITION		
Only One Source	11	399
- Follow-on Contract	0	0
- Utilities (Regulated & Telecommunications)	5	173
Unusual & Compelling Urgency	0	0
Mobilization/Essential R&D	0	0
International Agreement	0	0
Authorized by Statute	2	837
Authorized Resale	0	0
National Security	0	0
Public Interest	0	0
EXTENT COMPETED		
Competed	38	7,076
Not Available for Competition	8	826
Follow-on to Competed Action	0	0
Not Competed	7	310
TYPE OF CONTRACT		
Fixed Price	49	7,475
Cost Reimbursement	1	82
Time and Material	0	0
Labor Hour	1	755
TYPE OF CONTRACTOR		
Small Disadvantaged Business	3	879
Other Small Business	7	458
Large Business	41	6,975
Sheltered Workshops	0	0
Educational & Nonprofit	0	0
State & Local Government	0	0
Foreign Contractor	0	0
Domestic Contractor Performing Outside US	0	0
WOMAN-OWNED SMALL BUSINESS	2	190
PREFERENCE PROGRAMS		
Directed to Sheltered Workshop	0	0
8 (a) Program	2	837
Combined LSA/SB Set-aside	0	0
Small Business Set-aside	2	190
Labor Surplus Area Set-aside	0	0
Tie Bid Preference	0	0
Buy Indian/Self Determination Act	0	0
No Preference Program or Not Listed	47	7,285
SUBJECT TO LABOR STATUTES		
Walsh Healy Act - Manufacturer	13	1,001
Walsh Healy Act - Dealer	5	245
Service Contract Act	2	190
Davis Bacon Act	0	0
Not Subject to Above Acts	31	6,876
PRODUCT OR SERVICE		
Supplies & Equipment	5	560
ADP Equipment, Purchase and Lease	7	517
Research & Development	0	0
Construction	0	0
Architect & Engineering	0	0
Real Property, Purchase & Lease, or Maintenance	18	5,640
ADP Services (includes Installation & Maintenance)	7	1,033
Other Services	14	562

FEDERAL PROCUREMENT DATA SYSTEM
CONSUMER PRODUCT SAFETY COMMISSION
Actions Reported in Summary on SF281
Fiscal Year 1994 Through Fourth Quarter

PART I - PRIME CONTRACTS							
	PROCUREMENT METHODS	Number of Actions (e)	NET DOLLAR AMOUNTS (000)				Total Dollars (f)
			Small Business Concerns (b)	Large Business Concerns (c)	Domestic Outside U.S./ Foreign (d)	Other Entities (e)	
NEW AWARDS AND MODIFICATIONS	1. Tariff or Regulated Acquisitions	0					0
	2. Contracts for Foreign Government or International Organization	0					0
	3. Small Purchases	1,708	1,172	1,174	0	17	2,363
	4. Delivery Orders - GSA Schedules Only	128	277	157	0	0	434
	5. Delivery Orders - Other Federal Schedules	0	0	0	0	0	0
	6. Delivery Orders - All Other	0	0	0	0	0	0
	7. Other Procurement Methods	5	125	0	0	0	125
	8. TOTAL NEW AWARDS AND MODIFICATIONS	1,842	1,574	1,331	0	17	2,922
COMPETITION	9. Competed	215	767	414	0	0	1,181
	10. Not Competed	1,345	669	509	0	0	1,178
	11. Not Available for Competition	282	138	408	0	17	563
MODIFICATIONS	12. TOTAL MODIFICATIONS (Excluding Line 3)	35					28

PART II - SELECTED SOCIOECONOMIC STATISTICS (Includes both new awards and modifications)					
PREFERENCE PROGRAMS			TYPE OF CONTRACTOR		
CATEGORY	Number of Actions (e)	Total net Dollars (b)	CATEGORY	Number of Actions (a)	Total net Dollars (b)
13. Small Business - Small Purchase Set-Aside	735	1,125	18. Small Disadvantaged Business	92	214
14. Small Business Set-Aside	0	0	19. Woman-Owned Small Business	153	385
15. Labor Surplus Area Set-Aside	0	0	20. Sheltered Workshop	0	0
16. Combined Labor Surplus/ Small Business Set-Aside	0	0			
17. 8(a) Awards	5	125			

CONSUMER PRODUCT SAFETY COMMISSION
Actions Reported Individually on SF279
Fiscal Year 1994 Through Fourth Quarter

	Actions	Dollars (000)
TOTAL	97	2,767
CICA APPLICABILITY		
Pre-CICA	0	0
CICA Awards	97	2,767
Small Purchases	0	0
Subject to Statute other than CICA	0	0
KIND OF CONTRACT ACTION		
Initial Letter Contract	1	9
Def. Contract Superseding Letter	0	0
New Definitive Contract	32	834
Small Purchase Procedure	0	0
Order Under IDC	3	158
Order Under BOA	0	0
Order /Mod Under GSA Schedule	8	319
Order/Mod Under VA or OPM Schedule	0	0
Modifications	53	1,447
Termination for Default	0	0
Termination for Convenience	0	0
SYNOPSIS OF PROCUREMENT PRIOR TO AWARD		
Synopsized Prior to Award	18	1,161
Not Synopsized Due to Urgency	0	0
Not Synopsized for Other Reason	79	1,606

FEDERAL PROCUREMENT DATA SYSTEM
CONSUMER PRODUCT SAFETY COMMISSION
 Actions Reported Individually on SF279
 Fiscal Year 1994 Through Fourth Quarter

	Actions	Dollars (DOO)
SOLICITATION PROCEDURE		
Full and Open Competition - Sealed Bid	0	0
Full and Open Competition - Comp Proposal	20	1,123
Full and Open Competition - Combination	0	0
Architect Engineer	0	0
Basic Research	0	0
Multiple Award Schedule	8	141
Alternate Source/Reduced Cost	0	0
Alternate Source/Mobilization	0	0
Alternate Source/Eng R & D	0	0
Set-aside	0	0
Other than Full and Open Competition	69	1,503
FULL AND OPEN COMPETITION WITH ONLY ONE BIDDER/OFFERER	5	69
AUTHORITY FOR OTHER THAN FULL AND OPEN COMPETITION		
Only One Source	55	501
- Follow-on Contract	0	0
- Utilities (Regulated & Telecommunications)	0	0
Unusual & Compelling Urgency	0	0
Mobilization/Essential R&D	0	0
International Agreement	0	0
Authorized by Statute	14	1,002
Authorized Resale	0	0
National Security	0	0
Public Interest	0	0
EXTENT COMPETED		
Completed	28	1,264
Not Available for Competition	52	1,344
Follow-on to Competed Action	0	0
Not Competed	17	159
TYPE OF CONTRACT		
Fixed Price	83	2,209
Cost Reimbursement	1	65
Time and Material	0	0
Labor Hour	3	493
TYPE OF CONTRACTOR		
Small Disadvantaged Business	11	853
Other Small Business	28	685
Large Business	10	558
Sheltered Workshops	3	149
Educational & Nonprofit	44	536
State & Local Government	1	4
Foreign Contractor	0	0
Domestic Contractor Performing Outside US	0	0
WOMAN-OWNED SMALL BUSINESS	10	640
PREFERENCE PROGRAMS		
Directed to Sheltered Workshop	3	149
8 (a) Program	11	853
Combined LSA/SB Set-aside	0	0
Small Business Set-aside	6	60
Labor Surplus Area Set-aside	0	0
Tie Bid Preference	0	0
Buy Indian/Self Determination Act	0	0
No Preference Program or Not Listed	77	1,705
SUBJECT TO LABOR STATUTES		
Walsh Healy Act - Manufacturer	11	500
Walsh Healy Act - Dealer	1	7
Service Contract Act	4	432
Davis Bacon Act	0	0
Not Subject to Above Acts	61	1,828
PRODUCT OR SERVICE		
Supplies & Equipment	11	323
ADP Equipment, Purchase and Lease	4	165
Research & Development	1	65
Construction	0	0
Architect & Engineering	0	0
Real Property, Purchase & Lease, or Maintenance	0	0
ADP Services (includes Installation & Maintenance)	5	226
Other Services	76	1,988

FEDERAL PROCUREMENT DATA SYSTEM
DEFENSE NUCLEAR FACILITIES SAFETY BOARD
Actions Reported in Summary on SF281
Fiscal Year 1994 Through Fourth Quarter

PART I - PRIME CONTRACTS							
	PROCUREMENT METHODS	Number of Actions (a)	NET DOLLAR AMOUNTS (000)				Total Dollars (f)
			Small Business Concerns (b)	Large Business Concerns (c)	Domestic Outside U.S./ Foreign (d)	Other Entities (e)	
NEW AWARDS AND MODIFICATIONS	1. Tariff or Regulated Acquisitions	0					0
	2. Contracts for Foreign Government or International Organization	0					0
	3. Small Purchases	184	189	177	0	0	366
	4. Delivery Orders - GSA Schedules Only	20	8	38	0	0	46
	5. Delivery Orders - Other Federal Schedules	0	0	0	0	0	0
	6. Delivery Orders - All Other	0	0	0	0	0	0
	7. Other Procurement Methods	3	1	1	0	0	2
	8. TOTAL NEW AWARDS AND MODIFICATIONS	187	198	216	0	0	414
COMPETITION	9. Competed	12	54	16	0	0	70
	10. Not Competed	21	57	130	0	0	187
	11. Not Available for Competition	154	87	70	0	0	157
MODIFICATIONS	12. TOTAL MODIFICATIONS (Excluding Line 3)	0					0

PART II - SELECTED SOCIOECONOMIC STATISTICS (Includes both new awards and modifications)					
PREFERENCE PROGRAMS			TYPE OF CONTRACTOR		
CATEGORY	Number of Actions (a)	Total net Dollars (b)	CATEGORY	Number of Actions (a)	Total net Dollars (b)
13. Small Business - Small Purchase Set-Aside	91	188	18. Small Disadvantaged Business	0	0
14. Small Business Set-Aside	0	0	19. Woman-Owned Small Business	3	3
15. Labor Surplus Area Set-Aside	0	0	20. Sheltered Workshop	0	0
16. Combined Labor Surplus/ Small Business Set-Aside	0	0			
17. 8(a) Awards	0	0			

DEFENSE NUCLEAR FACILITIES SAFETY BOARD
Actions Reported Individually on SF279
Fiscal Year 1994 Through Fourth Quarter

	Actions	Dollars (000)
TOTAL	0	0
CICA APPLICABILITY		
Pre-CICA	0	0
CICA Awards	0	0
Small Purchases	0	0
Subject to Statute other than CICA	0	0
KIND OF CONTRACT ACTION		
Initial Letter Contract	0	0
Def. Contract Superseding Letter	0	0
New Definitive Contract	0	0
Small Purchase Procedure	0	0
Order Under IDC	0	0
Order Under BOA	0	0
Order /Mod Under GSA Schedule	0	0
Order/Mod Under VA or OPM Schedule	0	0
Modifications	0	0
Termination for Default	0	0
Termination for Convenience	0	0
SYNOPSIS OF PROCUREMENT PRIOR TO AWARD		
Synopsized Prior to Award	0	0
Not Synopsized Due to Urgency	0	0
Not Synopsized for Other Reason	0	0

FEDERAL PROCUREMENT DATA SYSTEM
DEFENSE NUCLEAR FACILITIES SAFETY BOARD
 Actions Reported Individually on SF279
 Fiscal Year 1994 Through Fourth Quarter

SOLICITATION PROCEDURE	Actions	Dollars (000)
Full and Open Competition - Sealed Bid	0	0
Full and Open Competition - Comp Proposal	0	0
Full and Open Competition - Combination	0	0
Architect Engineer	0	0
Basic Research	0	0
Multiple Award Schedule	0	0
Alternate Source/Reduced Cost	0	0
Alternate Source/Mobilization	0	0
Alternate Source/Eng R & D	0	0
Set-aside	0	0
Other than Full and Open Competition	0	0
FULL AND OPEN COMPETITION WITH ONLY ONE BIDDER/OFFERER	0	0
AUTHORITY FOR OTHER THAN FULL AND OPEN COMPETITION		
Only One Source	0	0
- Follow-on Contract	0	0
- Utilities (Regulated & Telecommunications)	0	0
Unusual & Compelling Urgency	0	0
Mobilization/Essential R&D	0	0
International Agreement	0	0
Authorized by Statute	0	0
Authorized Resale	0	0
National Security	0	0
Public Interest	0	0
EXTENT COMPLETED		
Completed	0	0
Not Available for Competition	0	0
Follow-on to Completed Action	0	0
Not Completed	0	0
TYPE OF CONTRACT		
Fixed Price	0	0
Cost Reimbursement	0	0
Time and Material	0	0
Labor Hour	0	0
TYPE OF CONTRACTOR		
Small Disadvantaged Business	0	0
Other Small Business	0	0
Large Business	0	0
Sheltered Workshops	0	0
Educational & Nonprofit	0	0
State & Local Government	0	0
Foreign Contractor	0	0
Domestic Contractor Performing Outside US	0	0
WOMAN-OWNED SMALL BUSINESS	0	0
PREFERENCE PROGRAMS		
Directed to Sheltered Workshop	0	0
& (a) Program	0	0
Combined LSA/SB Set-aside	0	0
Small Business Set-aside	0	0
Labor Surplus Area Set-aside	0	0
Tie Bid Preference	0	0
Buy Indian/Self Determination Act	0	0
No Preference Program or Not Listed	0	0
SUBJECT TO LABOR STATUTES		
Walsh Healy Act - Manufacturer	0	0
Walsh Healy Act - Dealer	0	0
Service Contract Act	0	0
Davis Bacon Act	0	0
Not Subject to Above Acts	0	0
PRODUCT OR SERVICE		
Supplies & Equipment	0	0
ADP Equipment, Purchase and Lease	0	0
Research & Development	0	0
Construction	0	0
Architect & Engineering	0	0
Real Property, Purchase & Lease, or Maintenance	0	0
ADP Services (includes Installation & Maintenance)	0	0
Other Services	0	0

FEDERAL PROCUREMENT DATA SYSTEM
ENVIRONMENTAL PROTECTION AGENCY
Actions Reported in Summary on SF281
Fiscal Year 1994 Through Fourth Quarter

PART I - PRIME CONTRACTS							
	PROCUREMENT METHODS	Number of Actions (a)	NET DOLLAR AMOUNTS (000)				Total Dollars (f)
			Small Business Concerns (b)	Large Business Concerns (c)	Domestic Outside U.S./ Foreign (d)	Other Entities (e)	
NEW AWARDS AND MODIFICATIONS	1. Tariff or Regulated Acquisitions	0					0
	2. Contracts for Foreign Government or International Organization	0					0
	3. Small Purchases	36,788	32,964	10,477	218	6,924	50,583
	4. Delivery Orders - GSA Schedules Only	5,824	10,580	26,784	0	66	37,410
	5. Delivery Orders- Other Federal Schedules	1,639	323	4,089	0	131	4,543
	6. Delivery Orders - All Other	0	0	0	0	0	0
	7. Other Procurement Methods	38	0	0	76	5	81
	8. TOTAL NEW AWARDS AND MODIFICATIONS	44,289	43,967	41,330	294	7,126	92,617
COMPETITION	9. Competed	3,408	12,353	2,206	68	360	14,987
	10. Not Competed	32,712	20,611	6,698	150	6,564	34,023
	11. Not Available for Competition	8,169	10,903	32,426	76	202	43,607
MODIFICATIONS	12. TOTAL MODIFICATIONS (Excluding Line 3)	0					0

PART II - SELECTED SOCIOECONOMIC STATISTICS (Includes both new awards and modifications)					
PREFERENCE PROGRAMS			TYPE OF CONTRACTOR		
CATEGORY	Number of Actions (a)	Total net Dollars (b)	CATEGORY	Number of Actions (a)	Total net Dollars (b)
13. Small Business - Small Purchase Set-Aside	15,232	22,765	18. Small Disadvantaged Business	728	1,946
14. Small Business Set-Aside	0	0	19. Woman-Owned Small Business	1,635	3,283
15. Labor Surplus Area Set-Aside	0	0	20. Sheltered Workshop	0	0
16. Combined Labor Surplus/ Small Business Set-Aside	0	0			
17. 8(a) Awards	0	0			

ENVIRONMENTAL PROTECTION AGENCY
Actions Reported Individually on SF279
Fiscal Year 1994 Through Fourth Quarter

	Actions	Dollars (000)
TOTAL	9,026	1,213,026
CICA APPLICABILITY		
Pre-CICA	10	664
CICA Awards	8,981	1,208,797
Small Purchases	0	0
Subject to Statute other than CICA	35	3,565
KIND OF CONTRACT ACTION		
Initial Letter Contract	0	0
Def. Contract Superseding Letter	8	1,548
New Definitive Contract	222	48,253
Small Purchase Procedure	0	0
Order Under IDC	4,692	318,287
Order Under BOA	0	0
Order /Mod Under GSA Schedule	0	0
Order/Mod Under VA or OPM Schedule	0	0
Modifications	4,104	844,940
Termination for Default	0	0
Termination for Convenience	0	0
SYNOPSIS OF PROCUREMENT PRIOR TO AWARD		
Synopsized Prior to Award	9,026	1,213,026
Not Synopsized Due to Urgency	0	0
Not Synopsized for Other Reason	0	0

FEDERAL PROCUREMENT DATA SYSTEM
ENVIRONMENTAL PROTECTION AGENCY
 Actions Reported Individually on SF279
 Fiscal Year 1994 Through Fourth Quarter

SOLICITATION PROCEDURE	Actions	Dollars (000)
Full and Open Competition - Sealed Bid	342	23,445
Full and Open Competition - Comp Proposal	6,294	789,301
Full and Open Competition - Combination	28	1,107
Architect Engineer	851	230,329
Basic Research	0	0
Multiple Award Schedule	0	0
Alternate Source/Reduced Cost	0	0
Alternate Source/Mobilization	0	0
Alternate Source/Eng R & D	0	0
Set-aside	1	17
Other than Full and Open Competition	416	46,780
FULL AND OPEN COMPETITION WITH ONLY ONE BIDDER/OFFERER	949	117,818
AUTHORITY FOR OTHER THAN FULL AND OPEN COMPETITION	9	3,622
Only One Source	404	59,812
- Follow-on Contract	133	27,390
- Utilities (Regulated & Telecommunications)	18	632
Unusual & Compelling Urgency	166	22,666
Mobilization/Essential R&D	0	0
International Agreement	0	0
Authorized by Statute	297	26,620
National Security	82	8,920
Public Interest	0	0
EXTENT COMPETED	0	0
Competed	8,207	1,107,153
Not Available for Competition	605	81,105
Follow-on to Competed Action	52	23,748
Not Competed	182	21,020
TYPE OF CONTRACT	3,857	125,008
Fixed Price	4,482	1,011,145
Cost Reimbursement	673	76,568
Time and Material	14	307
Labor Hour		
TYPE OF CONTRACTOR	630	65,824
Small Disadvantaged Business	3,979	224,280
Other Small Business	4,120	885,008
Large Business	0	0
Sheltered Workshops	291	37,587
Educational & Nonprofit	5	247
State & Local Government	0	0
Foreign Contractor	0	0
Domestic Contractor Performing Outside US	1	100
WOMAN-OWNED SMALL BUSINESS	157	13,816
PREFERENCE PROGRAMS	0	0
Directed to Sheltered Workshop	614	84,727
8 (a) Program	0	0
Combined LSA/SB Set-aside	0	0
Small Business Set-aside	532	52,062
Labor Surplus Area Set-aside	4	4,251
Tie Bid Preference	0	0
Buy Indian/Self Determination Act	0	0
No Preference Program or Not Listed	7,876	1,091,986
SUBJECT TO LABOR STATUTES	250	16,880
Walsh Healy Act - Manufacturer	139	7,320
Walsh Healy Act - Dealer	1,976	391,068
Service Contract Act	999	224,586
Davis Bacon Act	5,662	573,372
Not Subject to Above Acts		
PRODUCT OR SERVICE	84	8,088
Supplies & Equipment	2,269	55,063
ADP Equipment, Purchase and Lease	546	80,468
Research & Development	111	8,769
Construction	919	201,584
Architect & Engineering	4	119
Real Property, Purchase & Lease, or Maintenance	1,243	115,308
ADP Services (Includes Installation & Maintenance)	3,870	743,629
Other Services		

FEDERAL PROCUREMENT DATA SYSTEM
EQUAL EMPLOYMENT OPPORTUNITY COMMISSION
Actions Reported in Summary on SF281
Fiscal Year 1994 Through Fourth Quarter

PART I - PRIME CONTRACTS							
	PROCUREMENT METHODS	Number of Actions (a)	NET DOLLAR AMOUNTS (000)				Total Dollars (f)
			Small Business Concerns (b)	Large Business Concerns (c)	Domestic Outside U.S./ Foreign (d)	Other Entities (e)	
NEW AWARDS AND MODIFICATIONS	1. Tariff or Regulated Acquisitions	0					0
	2. Contracts for Foreign Government or International Organization	0					0
	3. Small Purchases	5,882	2,881	1,482	0	0	4,343
	4. Delivery Orders - GSA Schedules Only	857	364	1,431	0	0	1,785
	5. Delivery Orders - Other Federal Schedules	27	1	89	0	0	70
	6. Delivery Orders - All Other	0	0	0	0	0	0
	7. Other Procurement Methods	6	0	0	0	45	45
	8. TOTAL NEW AWARDS AND MODIFICATIONS	6,752	3,226	2,982	0	45	6,233
COMPETITION	9. Competed	1,262	1,166	2,083	0	0	3,249
	10. Not Competed	208	886	532	0	0	1,218
	11. Not Available for Competition	5,282	1,374	367	0	45	1,786
MODIFICATIONS	12. TOTAL MODIFICATIONS (Excluding Line 3)	187					179

PART II - SELECTED SOCIOECONOMIC STATISTICS (Includes both new awards and modifications)					
CATEGORY	PREFERENCE PROGRAMS		CATEGORY	TYPE OF CONTRACTOR	
	Number of Actions (a)	Total net Dollars (b)		Number of Actions (a)	Total net Dollars (b)
13. Small Business - Small Purchase Set-Aside	0	0	18. Small Disadvantaged Business	67	90
14. Small Business Set-Aside	0	0	19. Woman-Owned Small Business	403	323
15. Labor Surplus Area Set-Aside	0	0	20. Sheltered Workshop	0	0
16. Combined Labor Surplus/ Small Business Set-Aside	0	0			
17. 8(a) Awards	0	0			

EQUAL EMPLOYMENT OPPORTUNITY COMMISSION
Actions Reported Individually on SF279
Fiscal Year 1994 Through Fourth Quarter

	Actions	Dollars (000)
TOTAL	208	29,687
CICA APPLICABILITY		
Pre-CICA	0	0
CICA Awards	208	29,612
Small Purchases	0	0
Subject to Statute other than CICA	0	0
KIND OF CONTRACT ACTION		
Initial Letter Contract	0	0
Def. Contract Superseding Letter	0	0
New Definitive Contract	159	27,097
Small Purchase Procedure	0	0
Order Under IDC	1	4
Order Under BOA	0	0
Order /Mod Under GSA Schedule	24	1,228
Order /Mod Under VA or OPM Schedule	0	0
Modifications	24	1,358
Termination for Default	0	0
Termination for Convenience	0	0
SYNOPSIS OF PROCUREMENT PRIOR TO AWARD		
Synopsized Prior to Award	16	1,582
Not Synopsized Due to Urgency	5	105
Not Synopsized for Other Reason	185	27,925

FEDERAL PROCUREMENT DATA SYSTEM
EQUAL EMPLOYMENT OPPORTUNITY COMMISSION
 Actions Reported Individually on SF279
 Fiscal Year 1994 Through Fourth Quarter

	Actions	Dollars (000)
SOLICITATION PROCEDURE		
Full and Open Competition - Sealed Bid	0	0
Full and Open Competition - Comp Proposal	22	1,287
Full and Open Competition - Combination	0	0
Architect Engineer	0	0
Basic Research	0	0
Multiple Award Schedule	23	1,234
Alternate Source/Reduced Cost	0	0
Alternate Source/Mobilization	0	0
Alternate Source/Eng R & D	0	0
Set-aside	4	306
Other than Full and Open Competition	157	28,785
FULL AND OPEN COMPETITION WITH ONLY ONE BIDDER/OFFERER	14	872
AUTHORITY FOR OTHER THAN FULL AND OPEN COMPETITION		
Only One Source	1	-2
- Follow-on Contract	0	0
- Utilities (Regulated & Telecommunications)	0	0
Unusual & Compelling Urgency	6	202
Mobilization/Essential R&D	0	0
International Agreement	0	0
Authorized by Statute	150	26,585
Authorized Resale	0	0
National Security	0	0
Public Interest	0	0
EXTENT COMPETED		
Competed	51	2,873
Not Available for Competition	150	28,585
Follow-on to Competed Action	0	0
Not Competed	5	154
TYPE OF CONTRACT		
Fixed Price	194	28,883
Cost Reimbursement	2	125
Time and Material	7	548
Labor Hour	3	56
TYPE OF CONTRACTOR		
Small Disadvantaged Business	10	703
Other Small Business	6	83
Large Business	40	2,174
Sheltered Workshops	0	0
Educational & Nonprofit	1	83
State & Local Government	149	26,558
Foreign Contractor	0	0
Domestic Contractor Performing Outside US	0	0
WOMAN-OWNED SMALL BUSINESS	3	375
PREFERENCE PROGRAMS		
Directed to Sheltered Workshop	0	0
8 (a) Program	7	321
Combined LSA/SB Set-aside	0	0
Small Business Set-aside	1	31
Labor Surplus Area Set-aside	0	0
Tie Bid Preference	0	0
Buy Indian/Self Determination Act	0	0
No Preference Program or Not Listed	198	29,260
SUBJECT TO LABOR STATUTES		
Walsh Healy Act - Manufacturer	26	1,255
Walsh Healy Act - Dealer	2	244
Service Contract Act	11	661
Davis Bacon Act	0	0
Not Subject to Above Acts	167	27,452
PRODUCT OR SERVICE		
Supplies & Equipment	24	1,467
ADP Equipment, Purchase and Lease	10	232
Research & Development	0	0
Construction	0	0
Architect & Engineering	0	0
Real Property, Purchase & Lease, or Maintenance	0	0
ADP Services (includes Installation & Maintenance)	10	694
Other Services	164	27,294

FEDERAL PROCUREMENT DATA SYSTEM
FEDERAL COMMUNICATIONS COMMISSION
 Actions Reported in Summary on SF281
 Fiscal Year 1994 Through Fourth Quarter

PART I - PRIME CONTRACTS							
	PROCUREMENT METHODS	Number of Actions (a)	NET DOLLAR AMOUNTS (000)				Total Dollars (f)
			Small Business Concerns (b)	Large Business Concerns (c)	Domestic Outside U.S./ Foreign (d)	Other Entities (e)	
NEW AWARDS AND MODIFICATIONS	1. Tariff or Regulated Acquisitions	0					0
	2. Contracts for Foreign Government or International Organization	0					0
	3. Small Purchases	0	0	0	0	0	0
	4. Delivery Orders - GSA Schedules Only	0	0	0	0	0	0
	5. Delivery Orders - Other Federal Schedules	0	0	0	0	0	0
	6. Delivery Orders - All Other	0	0	0	0	0	0
	7. Other Procurement Methods	0	0	0	0	0	0
	8. TOTAL NEW AWARDS AND MODIFICATIONS	0	0	0	0	0	0
COMPETITION	9. Competed	0	0	0	0	0	0
	10. Not Competed	0	0	0	0	0	0
	11. Not Available for Competition	0	0	0	0	0	0
MODIFICATIONS	12. TOTAL MODIFICATIONS (Excluding Line 3)	0					0

PART II - SELECTED SOCIOECONOMIC STATISTICS (Includes both new awards and modifications)					
CATEGORY	PREFERENCE PROGRAMS		CATEGORY	TYPE OF CONTRACTOR	
	Number of Actions (a)	Total net Dollars (b)		Number of Actions (a)	Total net Dollars (b)
13. Small Business - Small Purchase Set-Aside	0	0	18. Small Disadvantaged Business	0	0
14. Small Business Set-Aside	0	0	19. Woman-Owned Small Business	0	0
15. Labor Surplus Area Set-Aside	0	0	20. Sheltered Workshop	0	0
16. Combined Labor Surplus/ Small Business Set-Aside	0	0			
17. 8(a) Awards	0	0			

FEDERAL COMMUNICATIONS COMMISSION
 Actions Reported Individually on SF279
 Fiscal Year 1994 Through Fourth Quarter

	Actions	Dollars (000)
TOTAL	0	0
CICA APPLICABILITY		
Pre-CICA	0	0
CICA Awards	0	0
Small Purchases	0	0
Subject to Statute other than CICA	0	0
KIND OF CONTRACT ACTION		
Initial Letter Contract	0	0
Def. Contract Superseding Letter	0	0
New Definitive Contract	0	0
Small Purchase Procedure	0	0
Order Under IDC	0	0
Order Under BOA	0	0
Order /Mod Under GSA Schedule	0	0
Order/Mod Under VA or OPM Schedule	0	0
Modifications	0	0
Termination for Default	0	0
Termination for Convenience	0	0
SYNOPSIS OF PROCUREMENT PRIOR TO AWARD		
Synopsized Prior to Award	0	0
Not Synopsized Due to Urgency	0	0
Not Synopsized for Other Reason	0	0

FEDERAL PROCUREMENT DATA SYSTEM
FEDERAL COMMUNICATIONS COMMISSION
 Actions Reported Individually on SF279
 Fiscal Year 1994 Through Fourth Quarter

SOLICITATION PROCEDURE	Actions	Dollars (\$00)
Full and Open Competition - Sealed Bid	0	0
Full and Open Competition - Comp Proposal	0	0
Full and Open Competition - Combination	0	0
Architect Engineer	0	0
Basic Research	0	0
Multiple Award Schedule	0	0
Alternate Source/Reduced Cost	0	0
Alternate Source/Mobilization	0	0
Alternate Source/Eng R & D	0	0
Set-aside	0	0
Other than Full and Open Competition	0	0
FULL AND OPEN COMPETITION WITH ONLY ONE BIDDER/OFFERER	0	0
AUTHORITY FOR OTHER THAN FULL AND OPEN COMPETITION		
Only One Source	0	0
- Follow-on Contract	0	0
- Utilities (Regulated & Telecommunications)	0	0
Unusual & Compelling Urgency	0	0
Mobilization/Essential R&D	0	0
International Agreement	0	0
Authorized by Statute	0	0
Authorized Resale	0	0
National Security	0	0
Public Interest	0	0
EXTENT COMPLETED		
Completed	0	0
Not Available for Competition	0	0
Follow-on to Completed Action	0	0
Not Completed	0	0
TYPE OF CONTRACT		
Fixed Price	0	0
Cost Reimbursement	0	0
Time and Material	0	0
Labor Hour	0	0
TYPE OF CONTRACTOR		
Small Disadvantaged Business	0	0
Other Small Business	0	0
Large Business	0	0
Sheltered Workshops	0	0
Educational & Nonprofit	0	0
State & Local Government	0	0
Foreign Contractor	0	0
Domestic Contractor Performing Outside US	0	0
WOMAN-OWNED SMALL BUSINESS	0	0
PREFERENCE PROGRAMS		
Directed to Sheltered Workshop	0	0
8 (a) Program	0	0
Combined LSA/SB Set-aside	0	0
Small Business Set-aside	0	0
Labor Surplus Area Set-aside	0	0
Tie Bid Preference	0	0
Buy Indian/Self Determination Act	0	0
No Preference Program or Not Listed	0	0
SUBJECT TO LABOR STATUTES		
Wash Healy Act - Manufacturer	0	0
Wash Healy Act - Dealer	0	0
Service Contract Act	0	0
Davis Bacon Act	0	0
Not Subject to Above Acts	0	0
PRODUCT OR SERVICE		
Supplies & Equipment	0	0
ADP Equipment, Purchase and Lease	0	0
Research & Development	0	0
Construction	0	0
Architect & Engineering	0	0
Real Property, Purchase & Lease, or Maintenance	0	0
ADP Services (includes Installation & Maintenance)	0	0
Other Services	0	0

FEDERAL PROCUREMENT DATA SYSTEM
FEDERAL ELECTION COMMISSION
Actions Reported in Summary on SF281
Fiscal Year 1994 Through Fourth Quarter

PART I - PRIME CONTRACTS							
	PROCUREMENT METHODS	Number of Actions (a)	NET DOLLAR AMOUNTS (000)				Total Dollars (f)
			Small Business Concerns (b)	Large Business Concerns (c)	Domestic Outside U.S./ Foreign (d)	Other Entities (e)	
NEW AWARDS AND MODIFICATIONS	1. Tariff or Regulated Acquisitions	58					33
	2. Contracts for Foreign Government or International Organization	0					0
	3. Small Purchases	1,578	684	551	0	52	1,287
	4. Delivery Orders - GSA Schedules Only	349	76	433	0	3	512
	5. Delivery Orders - Other Federal Schedules	0	0	0	0	0	0
	6. Delivery Orders - All Other	19	27	36	0	0	63
	7. Other Procurement Methods	0	0	0	0	0	0
	8. TOTAL NEW AWARDS AND MODIFICATIONS	2,002	787	1,020	0	55	1,895
COMPETITION	9. Competed	495	198	493	0	0	691
	10. Not Competed	57	0	0	0	0	33
	11. Not Available for Competition	1,450	589	527	0	55	1,171
MODIFICATIONS	12. TOTAL MODIFICATIONS (Excluding Line 3)	0					0

PART II - SELECTED SOCIOECONOMIC STATISTICS (Includes both new awards and modifications)					
PREFERENCE PROGRAMS			TYPE OF CONTRACTOR		
CATEGORY	Number of Actions (a)	Total net Dollars (b)	CATEGORY	Number of Actions (a)	Total net Dollars (b)
13. Small Business - Small Purchase Set-Aside	0	0	18. Small Disadvantaged Business	0	0
14. Small Business Set-Aside	0	0	19. Woman-Owned Small Business	214	158
15. Labor Surplus Area Set-Aside	0	0	20. Sheltered Workshop	22	14
16. Combined Labor Surplus/ Small Business Set-Aside	0	0			
17. 8(a) Awards	0	0			

FEDERAL ELECTION COMMISSION
Actions Reported Individually on SF279
Fiscal Year 1994 Through Fourth Quarter

	Actions	Dollars (000)
TOTAL	20	986
CICA APPLICABILITY		
Pre-CICA	0	0
CICA Awards	20	986
Small Purchases	0	0
Subject to Statute other than CICA	0	0
KIND OF CONTRACT ACTION		
Initial Letter Contract	0	0
Def. Contract Superseding Letter	0	0
New Definitive Contract	1	104
Small Purchase Procedure	0	0
Order Under IDC	15	663
Order Under BOA	0	0
Order /Mod Under GSA Schedule	4	219
Order/Mod Under VA or OPM Schedule	0	0
Modifications	0	0
Termination for Default	0	0
Termination for Convenience	0	0
SYNOPSIS OF PROCUREMENT PRIOR TO AWARD		
Synopsized Prior to Award	16	767
Not Synopsized Due to Urgency	0	0
Not Synopsized for Other Reason	4	219

FEDERAL PROCUREMENT DATA SYSTEM
FEDERAL ELECTION COMMISSION
 Actions Reported Individually on SF279
 Fiscal Year 1994 Through Fourth Quarter

SOLICITATION PROCEDURE	Actions	Dollars (000)
Full and Open Competition - Sealed Bid	0	0
Full and Open Competition - Comp Proposal	13	608
Full and Open Competition - Combination	0	0
Architect Engineer	0	0
Basic Research	0	0
Multiple Award Schedule	4	219
Alternate Source/Reduced Cost	0	0
Alternate Source/Mobilization	0	0
Alternate Source/Eng R & D	0	0
Set-aside	0	0
Other than Full and Open Competition	3	159
FULL AND OPEN COMPETITION WITH ONLY ONE BIDDER/OFFERER	0	0
AUTHORITY FOR OTHER THAN FULL AND OPEN COMPETITION		
Only One Source	3	159
- Follow-on Contract	0	0
- Utilities (Regulated & Telecommunications)	0	0
Unusual & Compelling Urgency	0	0
Mobilization/Essential R&D	0	0
International Agreement	0	0
Authorized by Statute	0	0
Authorized Resale	0	0
National Security	0	0
Public Interest	0	0
EXTENT COMPETED		
Competed	18	877
Not Available for Competition	1	54
Follow-on to Competed Action	0	0
Not Competed	1	55
TYPE OF CONTRACT		
Fixed Price	18	882
Cost Reimbursement	0	0
Time and Material	2	104
Labor Hour	0	0
TYPE OF CONTRACTOR		
Small Disadvantaged Business	0	0
Other Small Business	2	105
Large Business	18	881
Sheltered Workshops	0	0
Educational & Nonprofit	0	0
State & Local Government	0	0
Foreign Contractor	0	0
Domestic Contractor Performing Outside US	0	0
WOMAN-OWNED SMALL BUSINESS	0	0
PREFERENCE PROGRAMS		
Directed to Sheltered Workshop	0	0
8 (a) Program	0	0
Combined LSA/SB Set-aside	0	0
Small Business Set-aside	0	0
Labor Surplus Area Set-aside	0	0
Tie Bid Preference	0	0
Buy Indian/Self Determination Act	0	0
No Preference Program or Not Listed	20	986
SUBJECT TO LABOR STATUTES		
Walsh Healy Act - Manufacturer	4	219
Walsh Healy Act - Dealer	0	0
Service Contract Act	0	0
Davis Bacon Act	0	0
Not Subject to Above Acts	16	767
PRODUCT OR SERVICE		
Supplies & Equipment	4	186
ADP Equipment, Purchase and Lease	1	55
Research & Development	0	0
Construction	1	54
Architect & Engineering	0	0
Real Property, Purchase & Lease, or Maintenance	0	0
ADP Services (includes Installation & Maintenance)	13	587
Other Services	1	104

FEDERAL PROCUREMENT DATA SYSTEM
FEDERAL EMERGENCY MANAGEMENT AGENCY
 Actions Reported in Summary on SF281
 Fiscal Year 1994 Through Fourth Quarter

PART I - PRIME CONTRACTS							
	PROCUREMENT METHODS	Number of Actions (a)	NET DOLLAR AMOUNTS (000)				
			Small Business Concerns (b)	Large Business Concerns (c)	Domestic Outside U.S./ Foreign (d)	Other Entities (e)	Total Dollars (f)
NEW AWARDS AND MODIFICATIONS	1. Tariff or Regulated Acquisitions	6					11
	2. Contracts for Foreign Government or International Organization	0					0
	3. Small Purchases	2,880	7,211	70	0	1,816	9,067
	4. Delivery Orders - GSA Schedules Only	451	2,013	0	0	318	2,331
	5. Delivery Orders - Other Federal Schedules	41	262	0	0	3	265
	6. Delivery Orders - All Other	0	0	0	0	0	0
	7. Other Procurement Methods	600	2,539	0	0	348	2,887
	8. TOTAL NEW AWARDS AND MODIFICATIONS	3,878	12,025	70	0	2,485	14,561
COMPETITION	9. Competed	2,208	10,075	5	0	0	10,080
	10. Not Competed	386	97	65	0	2,485	2,647
	11. Not Available for Competition	1,384	1,853	0	0	0	1,864
MODIFICATIONS	12. TOTAL MODIFICATIONS (Excluding Line 3)	403					1,043

PART II - SELECTED SOCIOECONOMIC STATISTICS (Includes both new awards and modifications)					
PREFERENCE PROGRAMS			TYPE OF CONTRACTOR		
CATEGORY	Number of Actions (a)	Total net Dollars (b)	CATEGORY	Number of Actions (a)	Total net Dollars (b)
13. Small Business - Small Purchase Set-Aside	1,861	4,965	18. Small Disadvantaged Business	20	261
14. Small Business Set-Aside	370	1,803	19. Women-Owned Small Business	119	382
15. Labor Surplus Area Set-Aside	9	74	20. Sheltered Workshop	1	11
16. Combined Labor Surplus/ Small Business Set-Aside	34	98			
17. 8(a) Awards	14	26			

FEDERAL EMERGENCY MANAGEMENT AGENCY
 Actions Reported Individually on SF279
 Fiscal Year 1994 Through Fourth Quarter

	Actions	Dollars (000)
TOTAL	1,093	213,202
CICA APPLICABILITY		
Pre-CICA	27	377
CICA Awards	1,064	212,502
Small Purchases	0	0
Subject to Statute other than CICA	0	0
KIND OF CONTRACT ACTION		
Initial Letter Contract	0	0
Def. Contract Superseding Letter	0	0
New Definitive Contract	107	27,385
Small Purchase Procedure	0	0
Order Under IDC	533	109,775
Order Under BOA	0	0
Order /Mod Under GSA Schedule	80	3,191
Order/Mod Under VA or OPM Schedule	0	0
Modifications	372	72,836
Termination for Default	1	15
Termination for Convenience	0	0
SYNOPSIS OF PROCUREMENT PRIOR TO AWARD		
Synopsized Prior to Award	531	118,449
Not Synopsized Due to Urgency	36	3,592
Not Synopsized for Other Reason	524	90,838

FEDERAL PROCUREMENT DATA SYSTEM
FEDERAL EMERGENCY MANAGEMENT AGENCY
 Actions Reported Individually on SF279
 Fiscal Year 1994 Through Fourth Quarter

	Actions	Dollars (000)
SOLICITATION PROCEDURE		
Full and Open Competition - Sealed Bid	75	3,061
Full and Open Competition - Comp Proposal	120	59,811
Full and Open Competition - Combination	0	0
Architect Engineer	269	50,678
Basic Research	0	0
Multiple Award Schedule	78	4,048
Alternate Source/Reduced Cost	0	0
Alternate Source/Mobilization	0	0
Alternate Source/Eng R & D	0	0
Set-aside	66	7,639
Other than Full and Open Competition	456	87,465
FULL AND OPEN COMPETITION WITH ONLY ONE BIDDER/OFFERER	49	5,464
AUTHORITY FOR OTHER THAN FULL AND OPEN COMPETITION		
Only One Source	98	43,330
- Follow-on Contract	4	223
- Utilities (Regulated & Telecommunications)	30	1,766
Unusual & Compelling Urgency	39	3,812
Mobilization/Essential R&D	0	0
International Agreement	0	0
Authorized by Statute	265	24,180
Authorized Resale	0	0
National Security	54	16,143
Public Interest	0	0
EXTENT COMPETED		
Competed	659	130,196
Not Available for Competition	294	26,219
Follow-on to Competed Action	0	0
Not Competed	138	56,464
TYPE OF CONTRACT		
Fixed Price	576	85,794
Cost Reimbursement	457	107,218
Time and Material	37	15,726
Labor Hour	21	4,141
TYPE OF CONTRACTOR		
Small Disadvantaged Business	300	37,738
Other Small Business	281	52,944
Large Business	477	119,747
Sheltered Workshops	0	0
Educational & Nonprofit	19	2,515
State & Local Government	13	-111
Foreign Contractor	0	0
Domestic Contractor Performing Outside US	1	46
WOMAN-OWNED SMALL BUSINESS	84	19,940
PREFERENCE PROGRAMS		
Directed to Sheltered Workshop	0	0
8 (a) Program	104	11,983
Combined LSA/SB Set-aside	3	120
Small Business Set-aside	329	26,994
Labor Surplus Area Set-aside	2	854
Tie Bid Preference	0	0
Buy Indian/Self Determination Act	0	0
No Preference Program or Not Listed	653	172,928
SUBJECT TO LABOR STATUTES		
Walsh Healy Act - Manufacturer	239	15,506
Walsh Healy Act - Dealer	17	498
Service Contract Act	182	52,949
Davis Bacon Act	47	1,854
Not Subject to Above Acts	606	142,072
PRODUCT OR SERVICE		
Supplies & Equipment	57	3,595
ADP Equipment, Purchase and Lease	205	13,410
Research & Development	6	102
Construction	96	5,203
Architect & Engineering	289	54,112
Real Property, Purchase & Lease, or Maintenance	7	222
ADP Services (Includes Installation & Maintenance)	92	33,981
Other Services	341	102,577

FEDERAL PROCUREMENT DATA SYSTEM
FEDERAL ENERGY REGULATORY COMMISSION
Actions Reported in Summary on SF281
Fiscal Year 1994 Through Fourth Quarter

PART I - PRIME CONTRACTS							
	PROCUREMENT METHODS	Number of Actions (a)	NET DOLLAR AMOUNTS (000)				Total Dollars (f)
			Small Business Concerns (b)	Large Business Concerns (c)	Domestic Outside U.S./ Foreign (d)	Other Entities (e)	
NEW AWARDS AND MODIFICATIONS	1. Tariff or Regulated Acquisitions	0					0
	2. Contracts for Foreign Government or International Organization	0					0
	3. Small Purchases	299	979	363	0	0	1,342
	4. Delivery Orders - GSA Schedules Only	54	204	169	0	0	373
	5. Delivery Orders - Other Federal Schedules	0	0	0	0	0	0
	6. Delivery Orders - All Other	9	1	78	0	0	79
	7. Other Procurement Methods	0	0	0	0	0	0
	8. TOTAL NEW AWARDS AND MODIFICATIONS	362	1,184	510	0	0	1,794
COMPETITION	9. Competed	130	696	371	0	0	1,067
	10. Not Competed	78	343	164	0	0	507
	11. Not Available for Competition	154	145	75	0	0	220
MODIFICATIONS	12. TOTAL MODIFICATIONS (Excluding Line 9)	82					95

PART II - SELECTED SOCIOECONOMIC STATISTICS (Includes both new awards and modifications)					
CATEGORY	PREFERENCE PROGRAMS		CATEGORY	TYPE OF CONTRACTOR	
	Number of Actions (a)	Total net Dollars (b)		Number of Actions (a)	Total net Dollars (b)
13. Small Business - Small Purchase Set-Aside	117	505	18. Small Disadvantaged Business	3	5
14. Small Business Set-Aside	0	0	19. Woman-Owned Small Business	12	77
15. Labor Surplus Area Set-Aside	0	0	20. Sheltered Workshop	0	0
16. Combined Labor Surplus/ Small Business Set-Aside	0	0			
17. 8(a) Awards	0	0			

FEDERAL ENERGY REGULATORY COMMISSION
Actions Reported Individually on SF279
Fiscal Year 1994 Through Fourth Quarter

	Actions	Dollars (000)
TOTAL	87	31,337
CICA APPLICABILITY		
Pre-CICA	0	0
CICA Awards	87	31,337
Small Purchases	0	0
Subject to Statute other than CICA	0	0
KIND OF CONTRACT ACTION		
Initial Letter Contract	0	0
Def. Contract Superseding Letter	0	0
New Definitive Contract	8	1,188
Small Purchase Procedure	0	0
Order Under IDC	11	1,474
Order Under BOA	3	447
Order /Mod Under GSA Schedule	18	1,483
Order/Mod Under VA or OPM Schedule	0	0
Modifications	47	26,787
Termination for Default	0	0
Termination for Convenience	0	0
SYNOPSIS OF PROCUREMENT PRIOR TO AWARD		
Synopsized Prior to Award	43	17,764
Not Synopsized Due to Urgency	0	0
Not Synopsized for Other Reason	44	13,573

FEDERAL PROCUREMENT DATA SYSTEM
FEDERAL ENERGY REGULATORY COMMISSION
 Actions Reported Individually on SF279
 Fiscal Year 1994 Through Fourth Quarter

	Actions	Dollars (000)
SOLICITATION PROCEDURE		
Full and Open Competition - Sealed Bid	3	25
Full and Open Competition - Comp Proposal	35	22,290
Full and Open Competition - Combination	0	0
Architect Engineer	0	0
Basic Research	0	0
Multiple Award Schedule	18	1,292
Alternate Source/Reduced Cost	0	0
Alternate Source/Mobilization	0	0
Alternate Source/Eng R & D	0	0
Set-aside	0	0
Other than Full and Open Competition	33	7,730
FULL AND OPEN COMPETITION WITH ONLY ONE BIDDER/OFFERER		
AUTHORITY FOR OTHER THAN FULL AND OPEN COMPETITION		
Only One Source	10	1,888
- Follow-on Contract	0	0
- Utilities (Regulated & Telecommunications)	3	601
Unusual & Compelling Urgency	0	0
Mobilization/Essential R&D	0	0
International Agreement	0	0
Authorized by Statute	23	8,042
Authorized Resale	0	0
National Security	0	0
Public Interest	0	0
EXTENT COMPETED		
Competed	54	23,607
Not Available for Competition	29	7,081
Follow-on to Competed Action	0	0
Not Competed	4	689
TYPE OF CONTRACT		
Fixed Price	56	8,088
Cost Reimbursement	25	23,858
Time and Material	2	718
Labor Hour	4	673
TYPE OF CONTRACTOR		
Small Disadvantaged Business	29	6,267
Other Small Business	10	670
Large Business	46	24,026
Sheltered Workshops	0	0
Educational & Nonprofit	1	11
State & Local Government	1	360
Foreign Contractor	0	0
Domestic Contractor Performing Outside US	0	0
WOMAN-OWNED SMALL BUSINESS		
	10	1,475
PREFERENCE PROGRAMS		
Directed to Sheltered Workshop	0	0
8 (a) Program	23	6,042
Combined LSA/SB Set-aside	0	0
Small Business Set-aside	3	25
Labor Surplus Area Set-aside	0	0
Tie Bid Preference	0	0
Buy Indian/Self Determination Act	0	0
No Preference Program or Not Listed	61	25,270
SUBJECT TO LABOR STATUTES		
Walsh Healy Act - Manufacturer	17	1,348
Walsh Healy Act - Dealer	20	2,728
Service Contract Act	15	8,385
Davis Bacon Act	0	0
Not Subject to Above Acts	35	18,878
PRODUCT OR SERVICE		
Supplies & Equipment	15	1,780
ADP Equipment, Purchase and Lease	22	2,825
Research & Development	0	0
Construction	0	0
Architect & Engineering	0	0
Real Property, Purchase & Lease, or Maintenance	3	569
ADP Services (includes Installation & Maintenance)	11	8,145
Other Services	36	18,218

FEDERAL PROCUREMENT DATA SYSTEM
FEDERAL LABOR RELATIONS AUTHORITY
Actions Reported in Summary on SF281
Fiscal Year 1994 Through Fourth Quarter

PART I - PRIME CONTRACTS							
	PROCUREMENT METHODS	Number of Actions (a)	NET DOLLAR AMOUNTS (000)				Total Dollars (f)
			Small Business Concerns (b)	Large Business Concerns (c)	Domestic Outside U.S./ Foreign (d)	Other Entities (e)	
NEW AWARDS AND MODIFICATIONS	1. Tariff or Regulated Acquisitions	0					0
	2. Contracts for Foreign Government or International Organization	0					0
	3. Small Purchases	177	187	60	3	7	257
	4. Delivery Orders - GSA Schedules Only	46	66	61	10	0	137
	5. Delivery Orders - Other Federal Schedules	2	0	25	0	1	26
	6. Delivery Orders - All Other	1	0	1	0	0	1
	7. Other Procurement Methods	2	2	0	0	0	2
	8. TOTAL NEW AWARDS AND MODIFICATIONS	228	255	147	13	8	423
COMPETITION	9. Competed	64	173	83	5	1	262
	10. Not Competed	104	54	60	8	3	125
	11. Not Available for Competition	60	28	4	0	4	36
MODIFICATIONS	12. TOTAL MODIFICATIONS (Excluding Line 3)	1					0

PART II - SELECTED SOCIOECONOMIC STATISTICS (Includes both new awards and modifications)					
PREFERENCE PROGRAMS			TYPE OF CONTRACTOR		
CATEGORY	Number of Actions (a)	Total net Dollars (b)	CATEGORY	Number of Actions (a)	Total net Dollars (b)
13. Small Business - Small Purchase Set-Aside	42	101	18. Small Disadvantaged Business	5	8
14. Small Business Set-Aside	8	41	19. Woman-Owned Small Business	3	42
15. Labor Surplus Area Set-Aside	0	0	20. Sheltered Workshop	0	0
16. Combined Labor Surplus/ Small Business Set-Aside	0	0			
17. 8(a) Awards	0	0			

FEDERAL LABOR RELATIONS AUTHORITY
Actions Reported Individually on SF279
Fiscal Year 1994 Through Fourth Quarter

	Actions	Dollars (000)
TOTAL	0	0
CICA APPLICABILITY		
Pre-CICA	0	0
CICA Awards	0	0
Small Purchases	0	0
Subject to Statute other than CICA	0	0
KIND OF CONTRACT ACTION		
Initial Letter Contract	0	0
Def. Contract Superseding Letter	0	0
New Definitive Contract	0	0
Small Purchase Procedure	0	0
Order Under IDC	0	0
Order Under BOA	0	0
Order /Mod Under GSA Schedule	0	0
Order/Mod Under VA or OPM Schedule	0	0
Modifications	0	0
Termination for Default	0	0
Termination for Convenience	0	0
SYNOPSIS OF PROCUREMENT PRIOR TO AWARD		
Synopsized Prior to Award	0	0
Not Synopsized Due to Urgency	0	0
Not Synopsized for Other Reason	0	0

FEDERAL PROCUREMENT DATA SYSTEM
FEDERAL LABOR RELATIONS AUTHORITY
 Actions Reported Individually on SF279
 Fiscal Year 1994 Through Fourth Quarter

SOLICITATION PROCEDURE	Actions	Dollars (000)
Full and Open Competition - Sealed Bid	0	0
Full and Open Competition - Comp Proposal	0	0
Full and Open Competition - Combination	0	0
Architect Engineer	0	0
Basic Research	0	0
Multiple Award Schedule	0	0
Alternate Source/Reduced Cost	0	0
Alternate Source/Mobilization	0	0
Alternate Source/Eng R & D	0	0
Set-aside	0	0
Other than Full and Open Competition	0	0
FULL AND OPEN COMPETITION WITH ONLY ONE BIDDER/OFFERER	0	0
AUTHORITY FOR OTHER THAN FULL AND OPEN COMPETITION		
Only One Source	0	0
- Follow-on Contract	0	0
- Utilities (Regulated & Telecommunications)	0	0
Unusual & Compelling Urgency	0	0
Mobilization/Essential R&D	0	0
International Agreement	0	0
Authorized by Statute	0	0
Authorized Resale	0	0
National Security	0	0
Public Interest	0	0
EXTENT COMPLETED		
Completed	0	0
Not Available for Competition	0	0
Follow-on to Completed Action	0	0
Not Completed	0	0
TYPE OF CONTRACT		
Fixed Price	0	0
Cost Reimbursement	0	0
Time and Material	0	0
Labor Hour	0	0
TYPE OF CONTRACTOR		
Small Disadvantaged Business	0	0
Other Small Business	0	0
Large Business	0	0
Sheltered Workshops	0	0
Educational & Nonprofit	0	0
State & Local Government	0	0
Foreign Contractor	0	0
Domestic Contractor Performing Outside US	0	0
WOMAN-OWNED SMALL BUSINESS	0	0
PREFERENCE PROGRAMS		
Directed to Sheltered Workshop	0	0
8 (a) Program	0	0
Combined LSA/SB Set-aside	0	0
Small Business Set-aside	0	0
Labor Surplus Area Set-aside	0	0
Tie Bid Preference	0	0
Buy Indian/Self Determination Act	0	0
No Preference Program or Not Listed	0	0
SUBJECT TO LABOR STATUTES		
Walsh Healy Act - Manufacturer	0	0
Walsh Healy Act - Dealer	0	0
Service Contract Act	0	0
Davis Bacon Act	0	0
Not Subject to Above Acts	0	0
PRODUCT OR SERVICE		
Supplies & Equipment	0	0
ADP Equipment, Purchase and Lease	0	0
Research & Development	0	0
Construction	0	0
Architect & Engineering	0	0
Real Property, Purchase & Lease, or Maintenance	0	0
ADP Services (includes Installation & Maintenance)	0	0
Other Services	0	0

**FEDERAL PROCUREMENT DATA SYSTEM
FEDERAL MARITIME COMMISSION
Actions Reported in Summary on SF281
Fiscal Year 1994 Through Fourth Quarter**

PART I - PRIME CONTRACTS							
	PROCUREMENT METHODS	Number of Actions (a)	NET DOLLAR AMOUNTS (000)				Total Dollars (f)
			Small Business Concerns (b)	Large Business Concerns (c)	Domestic Outside U.S./ Foreign (d)	Other Entities (e)	
NEW AWARDS AND MODIFICATIONS	1. Tariff or Regulated Acquisitions	0					0
	2. Contracts for Foreign Government or International Organization	0					0
	3. Small Purchases	357	371	159	0	0	530
	4. Delivery Orders - GSA Schedules Only	88	170	151	0	0	321
	5. Delivery Orders - Other Federal Schedules	0	0	0	0	0	0
	6. Delivery Orders - All Other	0	0	0	0	0	0
	7. Other Procurement Methods	0	0	0	0	0	0
	8. TOTAL NEW AWARDS AND MODIFICATIONS	443	541	310	0	0	851
COMPETITION	9. Competed	312	518	273	0	0	791
	10. Not Competed	0	0	0	0	0	0
	11. Not Available for Competition	131	23	37	0	0	60
MODIFICATIONS	12. TOTAL MODIFICATIONS (Excluding Line 3)	13					3

PART II - SELECTED SOCIOECONOMIC STATISTICS (Includes both new awards and modifications)					
PREFERENCE PROGRAMS			TYPE OF CONTRACTOR		
CATEGORY	Number of Actions (a)	Total net Dollars (b)	CATEGORY	Number of Actions (a)	Total net Dollars (b)
13. Small Business - Small Purchase Set-Aside	237	371	18. Small Disadvantaged Business	4	1
14. Small Business Set-Aside	0	0	19. Woman-Owned Small Business	12	38
15. Labor Surplus Area Set-Aside	0	0	20. Sheltered Workshop	0	0
16. Combined Labor Surplus/ Small Business Set-Aside	0	0			
17. 8(a) Awards	0	0			

**FEDERAL MARITIME COMMISSION
Actions Reported Individually on SF279
Fiscal Year 1994 Through Fourth Quarter**

	Actions	Dollars (000)
TOTAL	11	1,805
CICA APPLICABILITY		
Pre-CICA	0	0
CICA Awards	11	1,805
Small Purchases	0	0
Subject to Statute other than CICA	0	0
KIND OF CONTRACT ACTION		
Initial Letter Contract	0	0
Def. Contract Superseding Letter	0	0
New Definitive Contract	4	252
Small Purchase Procedure	0	0
Order Under IDC	0	0
Order Under BOA	0	0
Order /Mod Under GSA Schedule	2	159
Order/Mod Under VA or OPM Schedule	0	0
Modifications	5	1,394
Termination for Default	0	0
Termination for Convenience	0	0
SYNOPSIS OF PROCUREMENT PRIOR TO AWARD		
Synopsized Prior to Award	8	1,561
Not Synopsized Due to Urgency	1	31
Not Synopsized for Other Reason	2	213

FEDERAL PROCUREMENT DATA SYSTEM
FEDERAL MARITIME COMMISSION
 Actions Reported Individually on SF279
 Fiscal Year 1994 Through Fourth Quarter

SOLICITATION PROCEDURE	Actions	Dollars (000)
Full and Open Competition - Sealed Bid	5	1,305
Full and Open Competition - Comp Proposal	0	0
Full and Open Competition - Combination	1	120
Architect Engineer	0	0
Basic Research	0	0
Multiple Award Schedule	2	159
Alternate Source/Reduced Cost	0	0
Alternate Source/Mobilization	0	0
Alternate Source/Eng R & D	0	0
Set-aside	0	0
Other than Full and Open Competition	3	221
FULL AND OPEN COMPETITION WITH ONLY ONE BIDDER/OFFERER	0	0
AUTHORITY FOR OTHER THAN FULL AND OPEN COMPETITION	1	55
Only One Source	0	0
- Follow-on Contract	0	0
- Utilities (Regulated & Telecommunications)	1	31
Unusual & Compelling Urgency	0	0
Mobilization/Essential R&D	1	135
International Agreement	0	0
Authorized by Statute	0	0
Authorized Resale	0	0
National Security	0	0
Public Interest	0	0
EXTENT COMPETED	9	1,615
Competed	2	190
Not Available for Competition	0	0
Follow-on to Competed Action	0	0
Not Competed	0	0
TYPE OF CONTRACT	7	442
Fixed Price	4	1,363
Cost Reimbursement	0	0
Time and Material	0	0
Labor Hour	0	0
TYPE OF CONTRACTOR	3	197
Small Disadvantaged Business	0	0
Other Small Business	8	1,608
Large Business	0	0
Sheltered Workshops	0	0
Educational & Nonprofit	0	0
State & Local Government	0	0
Foreign Contractor	0	0
Domestic Contractor Performing Outside US	0	0
WOMAN-OWNED SMALL BUSINESS	1	32
PREFERENCE PROGRAMS	0	0
Directed to Sheltered Workshop	1	135
8 (a) Program	0	0
Combined LSA/SB Set-aside	0	0
Small Business Set-aside	0	0
Labor Surplus Area Set-aside	0	0
Tie Bid Preference	0	0
Buy Indian/Self Determination Act	0	0
No Preference Program or Not Listed	10	1,670
SUBJECT TO LABOR STATUTES	7	1,554
Walsh Healy Act - Manufacturer	3	220
Walsh Healy Act - Dealer	1	31
Service Contract Act	0	0
Davis Bacon Act	0	0
Not Subject to Above Acts	0	0
PRODUCT OR SERVICE	5	333
Supplies & Equipment	0	0
ADP Equipment, Purchase and Lease	0	0
Research & Development	0	0
Construction	0	0
Architect & Engineering	0	0
Real Property, Purchase & Lease, or Maintenance	0	0
ADP Services (includes Installation & Maintenance)	4	1,363
Other Services	2	109

FEDERAL PROCUREMENT DATA SYSTEM
FEDERAL MEDIATION AND CONCILIATION SERVICE
 Actions Reported in Summary on SF281
 Fiscal Year 1994 Through Fourth Quarter

PART I - PRIME CONTRACTS							
	PROCUREMENT METHODS	Number of Actions (a)	NET DOLLAR AMOUNTS (000)				Total Dollars (f)
			Small Business Concerns (b)	Large Business Concerns (c)	Domestic Outside U.S./ Foreign (d)	Other Entities (e)	
NEW AWARDS AND MODIFICATIONS	1. Tariff or Regulated Acquisitions	0					0
	2. Contracts for Foreign Government or International Organization	0					0
	3. Small Purchases	299	210	303	0	0	513
	4. Delivery Orders - GSA Schedules Only	43	2	8	0	0	10
	5. Delivery Orders - Other Federal Schedules	24	2	75	0	0	77
	6. Delivery Orders - All Other	231	206	140	0	0	346
	7. Other Procurement Methods	0	0	0	0	0	0
	8. TOTAL NEW AWARDS AND MODIFICATIONS	597	420	526	0	0	946
COMPETITION	9. Competed	196	206	255	0	0	461
	10. Not Competed	139	213	152	0	0	343
	11. Not Available for Competition	262	1	119	0	0	142
MODIFICATIONS	12. TOTAL MODIFICATIONS (Excluding Line 3)	0					0

PART II - SELECTED SOCIOECONOMIC STATISTICS (Includes both new awards and modifications)					
PREFERENCE PROGRAMS			TYPE OF CONTRACTOR		
CATEGORY	Number of Actions (a)	Total net Dollars (b)	CATEGORY	Number of Actions (a)	Total net Dollars (b)
13. Small Business - Small Purchase Set-Aside	0	0	18. Small Disadvantaged Business	0	0
14. Small Business Set-Aside	0	0	19. Woman-Owned Small Business	0	0
15. Labor Surplus Area Set-Aside	0	0	20. Sheltered Workshop	0	0
16. Combined Labor Surplus/ Small Business Set-Aside	0	0			
17. 8(a) Awards	0	0			

FEDERAL MEDIATION AND CONCILIATION SERVICE
 Actions Reported Individually on SF279
 Fiscal Year 1994 Through Fourth Quarter

	Actions	Dollars (000)
TOTAL	0	0
CICA APPLICABILITY		
Pre-CICA	0	0
CICA Awards	0	0
Small Purchases	0	0
Subject to Statute other than CICA	0	0
KIND OF CONTRACT ACTION		
Initial Letter Contract	0	0
Def. Contract Superseding Letter	0	0
New Definitive Contract	0	0
Small Purchase Procedure	0	0
Order Under IDC	0	0
Order Under BOA	0	0
Order /Mod Under GSA Schedule	0	0
Order/Mod Under VA or OPM Schedule	0	0
Modifications	0	0
Termination for Default	0	0
Termination for Convenience	0	0
SYNOPSIS OF PROCUREMENT PRIOR TO AWARD		
Synopsized Prior to Award	0	0
Not Synopsized Due to Urgency	0	0
Not Synopsized for Other Reason	0	0

FEDERAL PROCUREMENT DATA SYSTEM
FEDERAL MEDIATION AND CONCILIATION SERVICE
 Actions Reported Individually on SF279
 Fiscal Year 1994 Through Fourth Quarter

SOLICITATION PROCEDURE	Actions	Dollars (DD)
Full and Open Competition - Sealed Bid	0	0
Full and Open Competition - Comp Proposal	0	0
Full and Open Competition - Combination	0	0
Architect Engineer	0	0
Basic Research	0	0
Multiple Award Schedule	0	0
Alternate Source/Reduced Cost	0	0
Alternate Source/Mobilization	0	0
Alternate Source/Eng R & D	0	0
Set-aside	0	0
Other than Full and Open Competition	0	0
FULL AND OPEN COMPETITION WITH ONLY ONE BIDDER/OFFERER	0	0
AUTHORITY FOR OTHER THAN FULL AND OPEN COMPETITION		
Only One Source	0	0
- Follow-on Contract	0	0
- Utilities (Regulated & Telecommunications)	0	0
Unusual & Compelling Urgency	0	0
Mobilization/Essential R&D	0	0
International Agreement	0	0
Authorized by Statute	0	0
Authorized Resale	0	0
National Security	0	0
Public Interest	0	0
EXTENT COMPETED		
Competed	0	0
Not Available for Competition	0	0
Follow-on to Competed Action	0	0
Not Competed	0	0
TYPE OF CONTRACT		
Fixed Price	0	0
Cost Reimbursement	0	0
Time and Material	0	0
Labor Hour	0	0
TYPE OF CONTRACTOR		
Small Disadvantaged Business	0	0
Other Small Business	0	0
Large Business	0	0
Sheltered Workshops	0	0
Educational & Nonprofit	0	0
State & Local Government	0	0
Foreign Contractor	0	0
Domestic Contractor Performing Outside US	0	0
WOMAN-OWNED SMALL BUSINESS	0	0
PREFERENCE PROGRAMS		
Directed to Sheltered Workshop	0	0
8 (a) Program	0	0
Combined LSA/SB Set-aside	0	0
Small Business Set-aside	0	0
Labor Surplus Area Set-aside	0	0
Tie Bid Preference	0	0
Buy Indian/Self Determination Act	0	0
No Preference Program or Not Listed	0	0
SUBJECT TO LABOR STATUTES		
Walsh Healy Act - Manufacturer	0	0
Walsh Healy Act - Dealer	0	0
Service Contract Act	0	0
Davis Bacon Act	0	0
Not Subject to Above Acts	0	0
PRODUCT OR SERVICE		
Supplies & Equipment	0	0
ADP Equipment, Purchase and Lease	0	0
Research & Development	0	0
Construction	0	0
Architect & Engineering	0	0
Real Property, Purchase & Lease, or Maintenance	0	0
ADP Services (includes Installation & Maintenance)	0	0
Other Services	0	0

FEDERAL PROCUREMENT DATA SYSTEM
FEDERAL MINE SAFETY AND HEALTH REVIEW COMMISSION
Actions Reported in Summary on SF281
Fiscal Year 1994 Through Fourth Quarter

PART I - PRIME CONTRACTS							
	PROCUREMENT METHODS	Number of Actions (a)	NET DOLLAR AMOUNTS (000)				Total Dollars (f)
			Small Business Concerns (b)	Large Business Concerns (c)	Domestic Outside U.S./ Foreign (d)	Other Entities (e)	
NEW AWARDS AND MODIFICATIONS	1. Tariff or Regulated Acquisitions	0					0
	2. Contracts for Foreign Government or International Organization	0					0
	3. Small Purchases	215	177	0	0	0	177
	4. Delivery Orders - GSA Schedules Only	19	1	7	0	0	8
	5. Delivery Orders- Other Federal Schedules	0	0	0	0	0	0
	6. Delivery Orders - All Other	299	256	0	0	0	256
	7. Other Procurement Methods	89	55	0	0	0	55
	8. TOTAL NEW AWARDS AND MODIFICATIONS	602	489	7	0	0	496
COMPETITION	9. Competed	602	489	7	0	0	496
	10. Not Competed	0	0	0	0	0	0
	11. Not Available for Competition	0	0	0	0	0	0
MODIFICATIONS	12. TOTAL MODIFICATIONS (Excluding Line 3)	0					0

PART II - SELECTED SOCIOECONOMIC STATISTICS (Includes both new awards and modifications)					
PREFERENCE PROGRAMS			TYPE OF CONTRACTOR		
CATEGORY	Number of Actions (a)	Total net Dollars (b)	CATEGORY	Number of Actions (a)	Total net Dollars (b)
13. Small Business - Small Purchase Set-Aside	0	0	18. Small Disadvantaged Business	0	0
14. Small Business Set-Aside	0	0	19. Woman-Owned Small Business	0	0
15. Labor Surplus Area Set-Aside	0	0	20. Sheltered Workshop	0	0
16. Combined Labor Surplus/ Small Business Set-Aside	0	0			
17. 8(a) Awards	0	0			

FEDERAL MINE SAFETY AND HEALTH REVIEW COMMISSION
Actions Reported Individually on SF279
Fiscal Year 1994 Through Fourth Quarter

	Actions	Dollars (000)
TOTAL	0	0
CICA APPLICABILITY		
Pre-CICA	0	0
CICA Awards	0	0
Small Purchases	0	0
Subject to Statute other than CICA	0	0
KIND OF CONTRACT ACTION		
Initial Letter Contract	0	0
Def. Contract Superseding Letter	0	0
New Definitive Contract	0	0
Small Purchase Procedure	0	0
Order Under IDC	0	0
Order Under BOA	0	0
Order /Mod Under GSA Schedule	0	0
Order/Mod Under VA or OPM Schedule	0	0
Modifications	0	0
Termination for Default	0	0
Termination for Convenience	0	0
SYNOPSIS OF PROCUREMENT PRIOR TO AWARD		
Synopsized Prior to Award	0	0
Not Synopsized Due to Urgency	0	0
Not Synopsized for Other Reason	0	0

FEDERAL PROCUREMENT DATA SYSTEM
FEDERAL MINE SAFETY AND HEALTH REVIEW COMMISSION
 Actions Reported Individually on SF279
 Fiscal Year 1994 Through Fourth Quarter

SOLICITATION PROCEDURE	Actions	Dollars (000)
Full and Open Competition - Sealed Bid	0	0
Full and Open Competition - Comp Proposal	0	0
Full and Open Competition - Combination	0	0
Architect Engineer	0	0
Basic Research	0	0
Multiple Award Schedule	0	0
Alternate Source/Reduced Cost	0	0
Alternate Source/Mobilization	0	0
Alternate Source/Eng R & D	0	0
Set-aside	0	0
Other than Full and Open Competition	0	0
FULL AND OPEN COMPETITION WITH ONLY ONE BIDDER/OFFERER	0	0
AUTHORITY FOR OTHER THAN FULL AND OPEN COMPETITION		
Only One Source	0	0
- Follow-on Contract	0	0
- Utilities (Regulated & Telecommunications)	0	0
Unusual & Compelling Urgency	0	0
Mobilization/Essential R&D	0	0
International Agreement	0	0
Authorized by Statute	0	0
Authorized Resale	0	0
National Security	0	0
Public Interest	0	0
	0	0
EXTENT COMPLETED		
Completed	0	0
Not Available for Competition	0	0
Follow-on to Completed Action	0	0
Not Completed	0	0
	0	0
TYPE OF CONTRACT		
Fixed Price	0	0
Cost Reimbursement	0	0
Time and Material	0	0
Labor Hour	0	0
	0	0
TYPE OF CONTRACTOR		
Small Disadvantaged Business	0	0
Other Small Business	0	0
Large Business	0	0
Sheltered Workshops	0	0
Educational & Nonprofit	0	0
State & Local Government	0	0
Foreign Contractor	0	0
Domestic Contractor Performing Outside US	0	0
	0	0
WOMAN-OWNED SMALL BUSINESS	0	0
PREFERENCE PROGRAMS		
Directed to Sheltered Workshop	0	0
8 (a) Program	0	0
Combined LSA/SB Set-aside	0	0
Small Business Set-aside	0	0
Labor Surplus Area Set-aside	0	0
Tie Bid Preference	0	0
Buy Indian/Self Determination Act	0	0
No Preference Program or Not Listed	0	0
	0	0
SUBJECT TO LABOR STATUTES		
Walsh Healy Act - Manufacturer	0	0
Walsh Healy Act - Dealer	0	0
Service Contract Act	0	0
Davis Bacon Act	0	0
Not Subject to Above Acts	0	0
	0	0
PRODUCT OR SERVICE		
Supplies & Equipment	0	0
ADP Equipment, Purchase and Lease	0	0
Research & Development	0	0
Construction	0	0
Architect & Engineering	0	0
Real Property, Purchase & Lease, or Maintenance	0	0
ADP Services (includes Installation & Maintenance)	0	0
Other Services	0	0

**FEDERAL PROCUREMENT DATA SYSTEM
FEDERAL TRADE COMMISSION
Actions Reported in Summary on SF281
Fiscal Year 1994 Through Fourth Quarter**

PART I - PRIME CONTRACTS						
NEW AWARDS AND MODIFICATIONS	PROCUREMENT METHODS	Number of Actions (a)	NET DOLLAR AMOUNTS (000)			
			Small Business Concerns (b)	Large Business Concerns (c)	Domestic Outside U.S./ Foreign (d)	Other Entities (e)
	1. Tariff or Regulated Acquisitions	0				0
	2. Contracts for Foreign Government or International Organization	0				0
	3. Small Purchases	730	2,535	518	0	3,091
	4. Delivery Orders - GSA Schedules Only	233	562	458	0	1,053
	5. Delivery Orders - Other Federal Schedules	142	272	63	0	459
	6. Delivery Orders - All Other	24	197	119	0	316
	7. Other Procurement Methods	861	41	487	0	543
	8. TOTAL NEW AWARDS AND MODIFICATIONS	1,990	3,807	1,845	0	5,482
COMPETITION	9. Competed	476	1,761	729	0	2,584
	10. Not Competed	205	1,285	308	0	1,800
	11. Not Available for Competition	1,309	561	610	0	1,278
MODIFICATIONS	12. TOTAL MODIFICATIONS (Excluding Line 3)	0				0

PART II - SELECTED SOCIOECONOMIC STATISTICS (Includes both new awards and modifications)					
PREFERENCE PROGRAMS			TYPE OF CONTRACTOR		
CATEGORY	Number of Actions (a)	Total net Dollars (b)	CATEGORY	Number of Actions (a)	Total net Dollars (b)
13. Small Business - Small Purchase Set-Aside	0	0	18. Small Disadvantaged Business	5	18
14. Small Business Set-Aside	0	0	19. Woman-Owned Small Business	12	68
15. Labor Surplus Area Set-Aside	0	0	20. Sheltered Workshop	1	11
16. Combined Labor Surplus/ Small Business Set-Aside	0	0			
17. 8(a) Awards	4	28			

**FEDERAL TRADE COMMISSION
Actions Reported Individually on SF279
Fiscal Year 1994 Through Fourth Quarter**

	Actions	Dollars (000)
TOTAL	62	4,348
CICA APPLICABILITY		
Pre-CICA	0	0
CICA Awards	57	3,550
Small Purchases	0	0
Subject to Statute other than CICA	5	798
KIND OF CONTRACT ACTION		
Initial Letter Contract	2	375
Def. Contract Superseding Letter	0	0
New Definitive Contract	3	213
Small Purchase Procedure	0	0
Order Under IDC	18	1,229
Order Under BOA	1	32
Order /Mod Under GSA Schedule	20	1,163
Order/Mod Under VA or OPM Schedule	0	0
Modifications	18	1,336
Termination for Default	0	0
Termination for Convenience	0	0
SYNOPSIS OF PROCUREMENT PRIOR TO AWARD		
Synopsized Prior to Award	31	2,489
Not Synopsized Due to Urgency	3	55
Not Synopsized for Other Reason	28	1,804

**FEDERAL PROCUREMENT DATA SYSTEM
FEDERAL TRADE COMMISSION
Actions Reported Individually on SF279
Fiscal Year 1994 Through Fourth Quarter**

SOLICITATION PROCEDURE	Actions	Dollars (000)
Full and Open Competition - Sealed Bid	0	0
Full and Open Competition - Comp Proposal	20	1,635
Full and Open Competition - Combination	0	0
Architect Engineer	0	0
Basic Research	0	0
Multiple Award Schedule	0	0
Alternate Source/Reduced Cost	23	1,323
Alternate Source/Mobilization	3	60
Alternate Source/Eng R & D	0	0
Set-aside	0	0
Other than Full and Open Competition	1	29
FULL AND OPEN COMPETITION WITH ONLY ONE BIDDER/OFFERER	10	503
AUTHORITY FOR OTHER THAN FULL AND OPEN COMPETITION	2	70
Only One Source	4	299
- Follow-on Contract	1	32
- Utilities (Regulated & Telecommunications)	0	0
Unusual & Compelling Urgency	5	142
Mobilization/Essential R&D	0	0
International Agreement	0	0
Authorized by Statute	1	62
Authorized Resale	0	0
National Security	0	0
Public Interest	0	0
EXTENT COMPETED	0	0
Competed	51	3,198
Not Available for Competition	10	1,108
Follow-on to Competed Action	0	0
Not Competed	1	42
TYPE OF CONTRACT	62	4,348
Fixed Price	0	0
Cost Reimbursement	0	0
Time and Material	0	0
Labor Hour	0	0
TYPE OF CONTRACTOR	0	0
Small Disadvantaged Business	7	958
Other Small Business	17	832
Large Business	27	2,104
Sheltered Workshops	0	0
Educational & Nonprofit	3	35
State & Local Government	8	418
Foreign Contractor	0	0
Domestic Contractor Performing Outside US	0	0
WOMAN-OWNED SMALL BUSINESS	3	137
PREFERENCE PROGRAMS	53	3,311
Directed to Sheltered Workshop	0	0
8 (a) Program	6	860
Combined LSA/SB Set-aside	0	0
Small Business Set-aside	3	177
Labor Surplus Area Set-aside	0	0
Tie Bid Preference	0	0
Buy Indian/Self Determination Act	0	0
No Preference Program or Not Listed	0	0
SUBJECT TO LABOR STATUTES	24	2,500
Walsh Healy Act - Manufacturer	14	938
Walsh Healy Act - Dealer	7	323
Service Contract Act	18	547
Davis Bacon Act	1	42
Not Subject to Above Acts	0	0
PRODUCT OR SERVICE	31	2,371
Supplies & Equipment	6	363
ADP Equipment, Purchase and Lease	18	1,269
Research & Development	0	0
Construction	0	0
Architect & Engineering	1	42
Real Property, Purchase & Lease, or Maintenance	0	0
ADP Services (includes Installation & Maintenance)	8	303
Other Services	0	0

FEDERAL PROCUREMENT DATA SYSTEM
GENERAL SERVICES ADMINISTRATION
Actions Reported in Summary on SF281
Fiscal Year 1994 Through Fourth Quarter

PART I - PRIME CONTRACTS							
	PROCUREMENT METHODS	Number of Actions (a)	NET DOLLAR AMOUNTS (000)				Total Dollars (f)
			Small Business Concerns (b)	Large Business Concerns (c)	Domestic Outside U.S./ Foreign (d)	Other Entities (e)	
NEW AWARDS AND MODIFICATIONS	1. Tariff or Regulated Acquisitions	282					83
	2. Contracts for Foreign Government or International Organization	4,088					1,189
	3. Small Purchases	537,645	185,183	24,530	58	1,874	211,645
	4. Delivery Orders - GSA Schedules Only	65,700	52,903	41,442	425	50	84,820
	5. Delivery Orders - Other Federal Schedules	1,127	1,648	3,910	0	18	5,576
	6. Delivery Orders - All Other	265,361	301,188	208,255	5,334	96,782	612,549
	7. Other Procurement Methods	30,531	8,747	3,305	-1	2,482	14,533
	8. TOTAL NEW AWARDS AND MODIFICATIONS	904,754	548,679	282,442	5,816	101,186	940,405
COMPETITION	9. Competed	694,026	480,916	258,908	5,796	3,140	751,219
	10. Not Competed	41,392	30,773	11,378	1	1,719	43,583
	11. Not Available for Competition	169,336	37,990	11,156	19	96,327	145,603
MODIFICATIONS	12. TOTAL MODIFICATIONS (Excluding Line 3)	18,404					14,457

PART II - SELECTED SOCIOECONOMIC STATISTICS (Includes both new awards and modifications)					
PREFERENCE PROGRAMS			TYPE OF CONTRACTOR		
CATEGORY	Number of Actions (a)	Total net Dollars (b)	CATEGORY	Number of Actions (a)	Total net Dollars (b)
13. Small Business - Small Purchase Set-Aside	399,045	108,364	18. Small Disadvantaged Business	18,131	26,741
14. Small Business Set-Aside	25,496	61,362	19. Woman-Owned Small Business	20,075	25,718
15. Labor Surplus Area Set-Aside	8,213	72,409	20. Sheltered Workshop	24,258	96,172
16. Combined Labor Surplus/ Small Business Set-Aside	2,538	5,385			
17. 8(a) Awards	3,671	9,430			

GENERAL SERVICES ADMINISTRATION
Actions Reported Individually on SF279
Fiscal Year 1994 Through Fourth Quarter

	Actions	Dollars (000)
TOTAL	48,352	5,296,896
CICA APPLICABILITY		
Pre-CICA	57	29,596
CICA Awards	38,621	5,205,297
Small Purchases	9,268	36,096
Subject to Statute other than CICA	71	10,778
KIND OF CONTRACT ACTION		
Initial Letter Contract	12	2,625
Def. Contract Superseding Letter	5	1,763
New Definitive Contract	2,976	1,871,458
Small Purchase Procedure	9,097	35,676
Order Under IDC	11,755	1,361,676
Order Under BOA	9,813	1,487,960
Order /Mod Under GSA Schedule	1,860	81,828
Order/Mod Under VA or OPM Schedule	0	0
Modifications	11,085	482,333
Termination for Default	419	-4,494
Termination for Convenience	1,330	-23,949
SYNOPSIS OF PROCUREMENT PRIOR TO AWARD		
Synopsized Prior to Award	25,655	3,768,580
Not Synopsized Due to Urgency	386	50,622
Not Synopsized for Other Reason	21,990	1,462,307

FEDERAL PROCUREMENT DATA SYSTEM
GENERAL SERVICES ADMINISTRATION
 Actions Reported Individually on SF279
 Fiscal Year 1994 Through Fourth Quarter

SOLICITATION PROCEDURE	Actions	Dollars (000)
Full and Open Competition - Sealed Bid	9,039	783,524
Full and Open Competition - Comp Proposal	18,131	3,425,870
Full and Open Competition - Combination	34	6,399
Architect Engineer	2,183	100,708
Basic Research	0	0
Multiple Award Schedule	1,512	70,181
Alternate Source/Reduced Cost	0	0
Alternate Source/Mobilization	0	0
Alternate Source/Eng R & D	0	0
Set-aside	0	0
Other than Full and Open Competition	3,535	214,011
FULL AND OPEN COMPETITION WITH ONLY ONE BIDDER/OFFERER	6,187	604,624
AUTHORITY FOR OTHER THAN FULL AND OPEN COMPETITION	9,946	1,456,129
Only One Source	1,844	226,028
- Follow-on Contract	89	14,380
- Utilities (Regulated & Telecommunications)	1,538	180,288
Unusual & Compelling Urgency	521	74,941
Mobilization/Essential R&D	0	0
International Agreement	3	2,843
Authorized by Statute	3,800	299,178
Authorized Resale	1	265
National Security	14	1,249
Public Interest	4	322
EXTENT COMPETED		
Competed	38,724	4,711,898
Not Available for Competition	5,984	492,385
Follow-on to Competed Action	54	9,840
Not Competed	3,255	67,844
TYPE OF CONTRACT		
Fixed Price	47,415	5,134,968
Cost Reimbursement	63	75,372
Time and Material	239	28,583
Labor Hour	300	42,868
TYPE OF CONTRACTOR		
Small Disadvantaged Business	3,912	327,433
Other Small Business	25,441	1,287,266
Large Business	15,851	3,490,197
Sheltered Workshops	2,493	144,806
Educational & Nonprofit	68	11,406
State & Local Government	82	11,551
Foreign Contractor	10	2,669
Domestic Contractor Performing Outside US	162	6,439
WOMAN-OWNED SMALL BUSINESS	2,068	109,449
PREFERENCE PROGRAMS		
Directed to Sheltered Workshop	2,493	144,806
8 (a) Program	1,449	191,197
Combined LSA/SB Set-aside	508	40,876
Small Business Set-aside	3,785	185,348
Labor Surplus Area Set-aside	7,240	1,019,972
Tie Bid Preference	14	3,203
Buy Indian/Self Determination Act	4	4
No Preference Program or Not Listed	32,524	3,696,363
SUBJECT TO LABOR STATUTES		
Walsh Healy Act - Manufacturer	7,588	580,680
Walsh Healy Act - Dealer	2,041	175,108
Service Contract Act	4,829	1,061,310
Davis Bacon Act	11,291	1,247,035
Not Subject to Above Acts	22,267	2,237,634
PRODUCT OR SERVICE		
Supplies & Equipment	11,934	753,790
ADP Equipment, Purchase and Lease	781	164,893
Research & Development	0	0
Construction	16,794	1,256,915
Architect & Engineering	2,235	101,029
Real Property, Purchase & Lease, or Maintenance	9,875	1,487,167
ADP Services (includes Installation & Maintenance)	2,370	365,298
Other Services	4,363	1,167,814

FEDERAL PROCUREMENT DATA SYSTEM
INTERNATIONAL TRADE COMMISSION
Actions Reported in Summary on SF281
Fiscal Year 1994 Through Fourth Quarter

PART I - PRIME CONTRACTS						
	PROCUREMENT METHODS	Number of Actions (a)	NET DOLLAR AMOUNTS (000)			
			Small Business Concerns (b)	Large Business Concerns (c)	Domestic Outside U.S./ Foreign (d)	Other Entities (e)
NEW AWARDS AND MODIFICATIONS	1. Tariff or Regulated Acquisitions	0				0
	2. Contracts for Foreign Government or International Organization	0				0
	3. Small Purchases	2,170	854	213	0	1,067
	4. Delivery Orders - GSA Schedules Only	22	41	46	0	87
	5. Delivery Orders - Other Federal Schedules	0	0	0	0	0
	6. Delivery Orders - All Other	0	0	0	0	0
	7. Other Procurement Methods	0	0	0	0	0
	8. TOTAL NEW AWARDS AND MODIFICATIONS	2,192	895	259	0	1,154
COMPETITION	9. Competed	35	244	50	0	294
	10. Not Competed	43	171	74	0	245
	11. Not Available for Competition	2,114	480	135	0	615
MODIFICATIONS	12. TOTAL MODIFICATIONS (Excluding Line 3)	0				0

PART II - SELECTED SOCIOECONOMIC STATISTICS (Includes both new awards and modifications)					
CATEGORY	PREFERENCE PROGRAMS		CATEGORY	TYPE OF CONTRACTOR	
	Number of Actions (a)	Total net Dollars (b)		Number of Actions (a)	Total net Dollars (b)
13. Small Business - Small Purchase Set-Aside	0	0	18. Small Disadvantaged Business	0	0
14. Small Business Set-Aside	0	0	19. Woman-Owned Small Business	0	0
15. Labor Surplus Area Set-Aside	0	0	20. Sheltered Workshop	0	0
16. Combined Labor Surplus/ Small Business Set-Aside	0	0			
17. 8(a) Awards	0	0			

INTERNATIONAL TRADE COMMISSION
Actions Reported Individually on SF279
Fiscal Year 1994 Through Fourth Quarter

	Actions	Dollars (000)
TOTAL	38	1,104
CICA APPLICABILITY		
Pre-CICA	0	0
CICA Awards	38	1,104
Small Purchases	0	0
Subject to Statute other than CICA	0	0
KIND OF CONTRACT ACTION		
Initial Letter Contract	0	0
Def. Contract Superseding Letter	0	0
New Definitive Contract	4	256
Small Purchase Procedure	0	0
Order Under IDC	4	325
Order Under BOA	0	0
Order /Mod Under GSA Schedule	5	157
Order /Mod Under VA or OPM Schedule	0	0
Modifications	25	366
Termination for Default	0	0
Termination for Convenience	0	0
SYNOPSIS OF PROCUREMENT PRIOR TO AWARD		
Synopsized Prior to Award	24	590
Not Synopsized Due to Urgency	0	0
Not Synopsized for Other Reason	14	514

FEDERAL PROCUREMENT DATA SYSTEM
INTERNATIONAL TRADE COMMISSION
 Actions Reported Individually on SF279
 Fiscal Year 1994 Through Fourth Quarter

SOLICITATION PROCEDURE	Actions	Dollars (000)
Full and Open Competition - Sealed Bid	5	51
Full and Open Competition - Comp Proposal	16	494
Full and Open Competition - Combination	0	0
Architect Engineer	0	0
Basic Research	0	0
Multiple Award Schedule	5	157
Alternate Source/Reduced Cost	0	0
Alternate Source/Mobilization	0	0
Alternate Source/Eng R & D	0	0
Set-aside	2	34
Other than Full and Open Competition	10	368
FULL AND OPEN COMPETITION WITH ONLY ONE BIDDER/OFFERER	1	31
AUTHORITY FOR OTHER THAN FULL AND OPEN COMPETITION		
Only One Source	4	115
- Follow-on Contract	0	0
- Utilities (Regulated & Telecommunications)	0	0
Unusual & Compelling Urgency	0	0
Mobilization/Essential R&D	0	0
International Agreement	0	0
Authorized by Statute	6	253
Authorized Resale	0	0
National Security	0	0
Public Interest	0	0
EXTENT COMPETED		
Competed	26	736
Not Available for Competition	4	176
Follow-on to Competed Action	0	0
Not Competed	6	192
TYPE OF CONTRACT		
Fixed Price	38	1,104
Cost Reimbursement	0	0
Time and Material	0	0
Labor Hour	0	0
TYPE OF CONTRACTOR		
Small Disadvantaged Business	12	327
Other Small Business	11	222
Large Business	15	555
Sheltered Workshops	0	0
Educational & Nonprofit	0	0
State & Local Government	0	0
Foreign Contractor	0	0
Domestic Contractor Performing Outside US	0	0
WOMAN-OWNED SMALL BUSINESS	4	13
PREFERENCE PROGRAMS		
Directed to Sheltered Workshop	0	0
8 (a) Program	5	193
Combined LSA/SB Set-aside	0	0
Small Business Set-aside	8	79
Labor Surplus Area Set-aside	0	0
Tie Bid Preference	0	0
Buy Indian/Self Determination Act	0	0
No Preference Program or Not Listed	25	832
SUBJECT TO LABOR STATUTES		
Walsh Healy Act - Manufacturer	5	157
Walsh Healy Act - Dealer	3	254
Service Contract Act	28	616
Davis Bacon Act	0	0
Not Subject to Above Acts	2	77
PRODUCT OR SERVICE		
Supplies & Equipment	6	314
ADP Equipment, Purchase and Lease	2	91
Research & Development	0	0
Construction	0	0
Architect & Engineering	0	0
Real Property, Purchase & Lease, or Maintenance	1	66
ADP Services (includes Installation & Maintenance)	8	189
Other Services	21	444

FEDERAL PROCUREMENT DATA SYSTEM
INTERSTATE COMMERCE COMMISSION
Actions Reported in Summary on SF281
Fiscal Year 1994 Through Fourth Quarter

PART I - PRIME CONTRACTS							
	PROCUREMENT METHODS	Number of Actions (a)	NET DOLLAR AMOUNTS (000)				Total Dollars (f)
			Small Business Concerns (b)	Large Business Concerns (c)	Domestic Outside U.S./ Foreign (d)	Other Entities (e)	
NEW AWARDS AND MODIFICATIONS	1. Tariff or Regulated Acquisitions	0					0
	2. Contracts for Foreign Government or International Organization	0					0
	3. Small Purchases	822	216	141	0	90	447
	4. Delivery Orders - GSA Schedules Only	211	78	282	0	44	384
	5. Delivery Orders - Other Federal Schedules	119	36	119	0	42	197
	6. Delivery Orders - All Other	148	13	182	0	4	179
	7. Other Procurement Methods	60	6	20	0	34	60
	8. TOTAL NEW AWARDS AND MODIFICATIONS	1,380	349	704	0	214	1,267
COMPETITION	9. Completed	371	181	299	0	41	521
	10. Not Completed	882	182	239	0	109	510
	11. Not Available for Competition	127	6	186	0	64	236
MODIFICATIONS	12. TOTAL MODIFICATIONS (Excluding Line 3)	157					18

PART II - SELECTED SOCIOECONOMIC STATISTICS (Includes both new awards and modifications)					
CATEGORY	PREFERENCE PROGRAMS		TYPE OF CONTRACTOR		
	Number of Actions (a)	Total net Dollars (b)	CATEGORY	Number of Actions (a)	Total net Dollars (b)
13. Small Business - Small Purchase Set-Aside	189	100	18. Small Disadvantaged Business	26	43
14. Small Business Set-Aside	145	118	19. Woman-Owned Small Business	78	65
15. Labor Surplus Area Set-Aside	1	1	20. Sheltered Workshop	0	0
16. Combined Labor Surplus/ Small Business Set-Aside	0	0			
17. 8(a) Awards	0	0			

INTERSTATE COMMERCE COMMISSION
Actions Reported Individually on SF279
Fiscal Year 1994 Through Fourth Quarter

	Actions	Dollars (000)
TOTAL	12	1,206
CICA APPLICABILITY		
Pre-CICA	0	0
CICA Awards	12	1,206
Small Purchases	0	0
Subject to Statute other than CICA	0	0
KIND OF CONTRACT ACTION		
Initial Letter Contract	0	0
Def. Contract Superseding Letter	0	0
New Definitive Contract	1	379
Small Purchase Procedure	0	0
Order Under IDC	2	540
Order Under BOA	2	110
Order /Mod Under GSA Schedule	3	136
Order/Mod Under VA or OPM Schedule	0	0
Modifications	4	41
Termination for Default	0	0
Termination for Convenience	0	0
SYNOPSIS OF PROCUREMENT PRIOR TO AWARD		
Synopsized Prior to Award	8	1,036
Not Synopsized Due to Urgency	0	0
Not Synopsized for Other Reason	4	170

FEDERAL PROCUREMENT DATA SYSTEM
INTERSTATE COMMERCE COMMISSION
 Actions Reported Individually on SF279
 Fiscal Year 1994 Through Fourth Quarter

SOLICITATION PROCEDURE	Actions	Dollars (000)
Full and Open Competition - Sealed Bid	0	0
Full and Open Competition - Comp Proposal	6	974
Full and Open Competition - Combination	0	0
Architect Engineer	0	0
Basic Research	0	0
Multiple Award Schedule	6	232
Alternate Source/Reduced Cost	0	0
Alternate Source/Mobilization	0	0
Alternate Source/Eng R & D	0	0
Set-aside	0	0
Other than Full and Open Competition	0	0
FULL AND OPEN COMPETITION WITH ONLY ONE BIDDER/OFFERER	4	856
AUTHORITY FOR OTHER THAN FULL AND OPEN COMPETITION		
Only One Source	0	0
- Follow-on Contract	0	0
- Utilities (Regulated & Telecommunications)	0	0
Unusual & Compelling Urgency	0	0
Mobilization/Essential R&D	0	0
International Agreement	0	0
Authorized by Statute	0	0
Authorized Resale	0	0
National Security	0	0
Public Interest	0	0
EXTENT COMPETED		
Competed	12	1,206
Not Available for Competition	0	0
Follow-on to Competed Action	0	0
Not Competed	0	0
TYPE OF CONTRACT		
Fixed Price	12	1,206
Cost Reimbursement	0	0
Time and Material	0	0
Labor Hour	0	0
TYPE OF CONTRACTOR		
Small Disadvantaged Business	0	0
Other Small Business	4	520
Large Business	7	307
Sheltered Workshops	0	0
Educational & Nonprofit	1	379
State & Local Government	0	0
Foreign Contractor	0	0
Domestic Contractor Performing Outside US	0	0
WOMAN-OWNED SMALL BUSINESS	0	0
PREFERENCE PROGRAMS		
Directed to Sheltered Workshop	0	0
8 (a) Program	0	0
Combined LSA/SB Set-aside	0	0
Small Business Set-aside	2	75
Labor Surplus Area Set-aside	0	0
Tie Bid Preference	0	0
Buy Indian/Self Determination Act	0	0
No Preference Program or Not Listed	10	1,131
SUBJECT TO LABOR STATUTES		
Walsh Healy Act - Manufacturer	3	136
Walsh Healy Act - Dealer	0	0
Service Contract Act	9	1,070
Davis Bacon Act	0	0
Not Subject to Above Acts	0	0
PRODUCT OR SERVICE		
Supplies & Equipment	1	27
ADP Equipment, Purchase and Lease	0	0
Research & Development	0	0
Construction	0	0
Architect & Engineering	0	0
Real Property, Purchase & Lease, or Maintenance	0	0
ADP Services (includes Installation & Maintenance)	8	1,010
Other Services	3	169

FEDERAL PROCUREMENT DATA SYSTEM
MERIT SYSTEMS PROTECTION BOARD
Actions Reported in Summary on SF281
Fiscal Year 1994 Through Fourth Quarter

PART I - PRIME CONTRACTS							
	PROCUREMENT METHODS	Number of Actions (a)	NET DOLLAR AMOUNTS (000)				Total Dollars (f)
			Small Business Concerns (b)	Large Business Concerns (c)	Domestic Outside U.S./ Foreign (d)	Other Entities (e)	
NEW AWARDS AND MODIFICATIONS	1. Tariff or Regulated Acquisitions	26					0
	2. Contracts for Foreign Government or International Organization	0					0
	3. Small Purchases	2,041	523	332	0	0	855
	4. Delivery Orders - GSA Schedules Only	558	17	170	0	0	187
	5. Delivery Orders - Other Federal Schedules	24	0	95	0	0	95
	6. Delivery Orders - All Other	4	0	8	0	0	8
	7. Other Procurement Methods	60	1	4	0	26	31
	8. TOTAL NEW AWARDS AND MODIFICATIONS	2,713	541	609	0	26	1,176
COMPETITION	9. Competed	1,835	311	474	0	0	785
	10. Not Competed	592	166	120	0	0	286
	11. Not Available for Competition	188	64	15	0	26	105
MODIFICATIONS	12. TOTAL MODIFICATIONS (Excluding Line 3)	75					-55

PART II - SELECTED SOCIOECONOMIC STATISTICS (Includes both new awards and modifications)					
CATEGORY	PREFERENCE PROGRAMS		TYPE OF CONTRACTOR		
	Number of Actions (a)	Total net Dollars (b)	CATEGORY	Number of Actions (a)	Total net Dollars (b)
13. Small Business - Small Purchase Set-Aside	3	1	18. Small Disadvantaged Business	3	2
14. Small Business Set-Aside	9	4	19. Woman-Owned Small Business	1,073	273
15. Labor Surplus Area Set-Aside	10	2	20. Sheltered Workshop	0	0
16. Combined Labor Surplus/ Small Business Set-Aside	0	0			
17. 8(a) Awards	0	0			

MERIT SYSTEMS PROTECTION BOARD
Actions Reported Individually on SF279
Fiscal Year 1994 Through Fourth Quarter

	Actions	Dollars (000)
TOTAL	0	0
CICA APPLICABILITY		
Pre-CICA	0	0
CICA Awards	0	0
Small Purchases	0	0
Subject to Statute other than CICA	0	0
KIND OF CONTRACT ACTION		
Initial Letter Contract	0	0
Def. Contract Superseding Letter	0	0
New Definitive Contract	0	0
Small Purchase Procedure	0	0
Order Under IDC	0	0
Order Under BOA	0	0
Order /Mod Under GSA Schedule	0	0
Order/Mod Under VA or OPM Schedule	0	0
Modifications	0	0
Termination for Default	0	0
Termination for Convenience	0	0
SYNOPSIS OF PROCUREMENT PRIOR TO AWARD		
Synopsized Prior to Award	0	0
Not Synopsized Due to Urgency	0	0
Not Synopsized for Other Reason	0	0

FEDERAL PROCUREMENT DATA SYSTEM
MERIT SYSTEMS PROTECTION BOARD
 Actions Reported Individually on SF279
 Fiscal Year 1994 Through Fourth Quarter

SOLICITATION PROCEDURE	Actions	Dollars (000)
Full and Open Competition - Sealed Bid	0	0
Full and Open Competition - Comp Proposal	0	0
Full and Open Competition - Combination	0	0
Architect Engineer	0	0
Basic Research	0	0
Multiple Award Schedule	0	0
Alternate Source/Reduced Cost	0	0
Alternate Source/Mobilization	0	0
Alternate Source/Eng R & D	0	0
Set-aside	0	0
Other than Full and Open Competition	0	0
FULL AND OPEN COMPETITION WITH ONLY ONE BIDDER/OFFERER	0	0
AUTHORITY FOR OTHER THAN FULL AND OPEN COMPETITION		
Only One Source	0	0
- Follow-on Contract	0	0
- Utilities (Regulated & Telecommunications)	0	0
Unusual & Compelling Urgency	0	0
Mobilization/Essential R&D	0	0
International Agreement	0	0
Authorized by Statute	0	0
Authorized Resale	0	0
National Security	0	0
Public Interest	0	0
EXTENT COMPETED		
Competed	0	0
Not Available for Competition	0	0
Follow-on to Competed Action	0	0
Not Competed	0	0
TYPE OF CONTRACT		
Fixed Price	0	0
Cost Reimbursement	0	0
Time and Material	0	0
Labor Hour	0	0
TYPE OF CONTRACTOR		
Small Disadvantaged Business	0	0
Other Small Business	0	0
Large Business	0	0
Sheltered Workshops	0	0
Educational & Nonprofit	0	0
State & Local Government	0	0
Foreign Contractor	0	0
Domestic Contractor Performing Outside US	0	0
WOMAN-OWNED SMALL BUSINESS	0	0
PREFERENCE PROGRAMS		
Directed to Sheltered Workshop	0	0
8 (a) Program	0	0
Combined LSA/SB Set-aside	0	0
Small Business Set-aside	0	0
Labor Surplus Area Set-aside	0	0
Tie Bid Preference	0	0
Buy Indian/Self Determination Act	0	0
No Preference Program or Not Listed	0	0
SUBJECT TO LABOR STATUTES		
Walsh Healy Act - Manufacturer	0	0
Walsh Healy Act - Dealer	0	0
Service Contract Act	0	0
Davis Bacon Act	0	0
Not Subject to Above Acts	0	0
PRODUCT OR SERVICE		
Supplies & Equipment	0	0
ADP Equipment, Purchase and Lease	0	0
Research & Development	0	0
Construction	0	0
Architect & Engineering	0	0
Real Property, Purchase & Lease, or Maintenance	0	0
ADP Services (includes Installation & Maintenance)	0	0
Other Services	0	0

FEDERAL PROCUREMENT DATA SYSTEM
NATIONAL AERONAUTICS AND SPACE ADMINISTRATION
Actions Reported in Summary on SF281
Fiscal Year 1994 Through Fourth Quarter

PART I - PRIME CONTRACTS							
	PROCUREMENT METHODS	Number of Actions (a)	NET DOLLAR AMOUNTS (000)				Total Dollars (f)
			Small Business Concerns (b)	Large Business Concerns (c)	Domestic Outside U.S./ Foreign (d)	Other Entities (e)	
NEW AWARDS AND MODIFICATIONS	1. Tariff or Regulated Acquisitions	0					0
	2. Contracts for Foreign Government or International Organization	0					0
	3. Small Purchases	51,483	120,421	79,386	1,398	5,033	206,238
	4. Delivery Orders - GSA Schedules Only	4,821	13,358	14,728	0	0	28,086
	5. Delivery Orders - Other Federal Schedules	0	0	0	0	0	0
	6. Delivery Orders - All Other	0	0	0	0	0	0
	7. Other Procurement Methods	109	586	0	0	0	586
	8. TOTAL NEW AWARDS AND MODIFICATIONS	56,393	134,365	94,114	1,398	5,033	234,910
COMPETITION	9. Competed	17,375	69,025	36,961	-5	148	106,129
	10. Not Competed	7,819	34,371	51,720	1,367	3,836	91,294
	11. Not Available for Competition	31,099	30,969	5,433	36	1,049	37,487
MODIFICATIONS	12. TOTAL MODIFICATIONS (Excluding Line 9)	0					0

PART II - SELECTED SOCIOECONOMIC STATISTICS (Includes both new awards and modifications)					
PREFERENCE PROGRAMS			TYPE OF CONTRACTOR		
CATEGORY	Number of Actions (a)	Total net Dollars (b)	CATEGORY	Number of Actions (a)	Total net Dollars (b)
13. Small Business - Small Purchase Set-Aside	14,582	71,495	18. Small Disadvantaged Business	2,108	12,695
14. Small Business Set-Aside	0	0	19. Woman-Owned Small Business	2,455	4,998
15. Labor Surplus Area Set-Aside	0	0	20. Sheltered Workshop	0	0
16. Combined Labor Surplus/ Small Business Set-Aside	0	0			
17. 8(a) Awards	109	586			

NATIONAL AERONAUTICS AND SPACE ADMINISTRATION
Actions Reported Individually on SF279
Fiscal Year 1994 Through Fourth Quarter

	Actions	Dollars (000)
TOTAL	16,733	11,362,332
CICA APPLICABILITY		
Pre-CICA	495	1,544,035
CICA Awards	11,342	9,838,297
Small Purchases	0	0
Subject to Statute other than CICA	0	0
KIND OF CONTRACT ACTION		
Initial Letter Contract	14	60,568
Def. Contract Superseding Letter	0	0
New Definitive Contract	1,810	1,444,938
Small Purchase Procedure	0	0
Order Under IDC	726	67,973
Order Under BOA	15	2,219
Order /Mod Under GSA Schedule	487	19,720
Order/Mod Under VA or OPM Schedule	0	0
Modifications	8,780	9,786,928
Termination for Default	2	542
Termination for Convenience	3	-556
SYNOPSIS OF PROCUREMENT PRIOR TO AWARD		
Synopsized Prior to Award	9,308	11,019,165
Not Synopsized Due to Urgency	66	19,287
Not Synopsized for Other Reason	2,463	343,900

FEDERAL PROCUREMENT DATA SYSTEM
NATIONAL AERONAUTICS AND SPACE ADMINISTRATION
Actions Reported Individually on SF279
Fiscal Year 1994 Through Fourth Quarter

	Actions	Dollars (000)
SELECTION PROCEDURE		
Full and Open Competition - Sealed Bid	1,051	131,186
Full and Open Competition - Comp Proposal	3,710	4,185,505
Full and Open Competition - Combination	17	1,787
Architect Engineer	314	44,210
Basic Research	591	144,925
Multiple Award Schedule	420	17,680
Alternate Source/Reduced Cost	54	89,818
Alternate Source/Mobilization	11	2,147
Alternate Source/Eng R & D	2	7
Set-aside	2,156	415,421
Other than Full and Open Competition	3,018	4,805,631
FULL AND OPEN COMPETITION WITH ONLY ONE BIDDER/OFFERER	837	883,421
AUTHORITY FOR OTHER THAN FULL AND OPEN COMPETITION		
Only One Source	1,390	3,006,717
- Follow-on Contract	89	718,886
- Utilities (Regulated & Telecommunications)	153	39,160
Unusual & Compelling Urgency	114	68,445
Mobilization/Essential R&D	153	272,740
International Agreement	18	117,866
Authorized by Statute	1,280	406,116
Authorized Resale	0	0
National Security	38	33,680
Public Interest	25	801,987
EXTENT COMPLETED		
Completed	8,782	7,180,329
Not Available for Competition	1,358	278,895
Follow-on to Completed Action	148	1,134,185
Not Completed	1,541	2,778,923
TYPE OF CONTRACT		
Fixed Price	6,069	1,100,526
Cost Reimbursement	5,583	10,260,867
Time and Material	168	20,042
Labor Hour	7	897
TYPE OF CONTRACTOR		
Small Disadvantaged Business	1,837	415,219
Other Small Business	3,533	575,851
Large Business	5,242	8,683,931
Sheltered Workshops	3	197
Educational & Nonprofit	527	1,395,980
State & Local Government	562	146,815
Foreign Contractor	105	162,475
Domestic Contractor Performing Outside US	28	1,664
WOMAN-OWNED SMALL BUSINESS	815	122,591
PREFERENCE PROGRAMS		
Directed to Sheltered Workshop	3	197
8 (a) Program	1,312	313,664
Combined LSA/SB Set-aside	22	4,041
Small Business Set-aside	2,181	368,858
Labor Surplus Area Set-aside	19	2,315
Tie Bid Preference	2	28
Buy Indian/Self Determination Act	0	0
No Preference Program or Not Listed	8,318	10,693,229
SUBJECT TO LABOR STATUTES		
Walsh Healy Act - Manufacturer	2,945	4,184,148
Walsh Healy Act - Dealer	1,214	687,271
Service Contract Act	1,668	2,499,609
Davis Bacon Act	1,035	328,225
Not Subject to Above Acts	4,975	3,673,079
PRODUCT OR SERVICE		
Supplies & Equipment	1,237	2,038,897
ADP Equipment, Purchase and Lease	1,549	191,670
Research & Development	4,237	3,242,443
Construction	1,178	396,517
Architect & Engineering	340	48,929
Real Property, Purchase & Lease, or Maintenance	47	63,459
ADP Services (includes Installation & Maintenance)	529	522,581
Other Services	2,722	4,876,836

FEDERAL PROCUREMENT DATA SYSTEM
NATIONAL ARCHIVES AND RECORDS ADMINISTRATION
 Actions Reported in Summary on SF281
 Fiscal Year 1994 Through Fourth Quarter

PART I - PRIME CONTRACTS							
	PROCUREMENT METHODS	Number of Actions (a)	NET DOLLAR AMOUNTS (000)				Total Dollars (f)
			Small Business Concerns (b)	Large Business Concerns (c)	Domestic Outside U.S./ Foreign (d)	Other Entities (e)	
NEW AWARDS AND MODIFICATIONS	1. Tariff or Regulated Acquisitions	8					11
	2. Contracts for Foreign Government or International Organization	0					0
	3. Small Purchases	2,598	5,928	2,247	0	45	8,218
	4. Delivery Orders - GSA Schedules Only	718	1,818	1,332	0	12	3,160
	5. Delivery Orders - Other Federal Schedules	73	355	52	0	1	408
	6. Delivery Orders - All Other	183	923	467	0	0	1,390
	7. Other Procurement Methods	38	80	97	0	468	645
	8. TOTAL NEW AWARDS AND MODIFICATIONS	3,598	9,100	4,185	0	526	13,832
COMPETITION	9. Competed	1,786	5,469	2,701	0	15	8,185
	10. Not Competed	1,059	2,742	1,180	0	440	4,362
	11. Not Available for Competition	773	889	314	0	71	1,285
MODIFICATIONS	12. TOTAL MODIFICATIONS (Excluding Line 3)	34					225

PART II - SELECTED SOCIOECONOMIC STATISTICS (Includes both new awards and modifications)					
CATEGORY	PREFERENCE PROGRAMS		TYPE OF CONTRACTOR		
	Number of Actions (a)	Total net Dollars (b)	CATEGORY	Number of Actions (a)	Total net Dollars (b)
13. Small Business - Small Purchase Set-Aside	1,443	5,674	18. Small Disadvantaged Business	5	8
14. Small Business Set-Aside	110	196	19. Woman-Owned Small Business	48	181
15. Labor Surplus Area Set-Aside	0	0	20. Sheltered Workshop	18	1
16. Combined Labor Surplus/ Small Business Set-Aside	0	0			
17. 8(a) Awards	1	4			

NATIONAL ARCHIVES AND RECORDS ADMINISTRATION
 Actions Reported Individually on SF279
 Fiscal Year 1994 Through Fourth Quarter

	Actions	Dollars (000)
TOTAL	89	14,901
CICA APPLICABILITY		
Pre-CICA	5	381
CICA Awards	83	14,174
Small Purchases	0	0
Subject to Statute other than CICA	1	46
KIND OF CONTRACT ACTION		
Initial Letter Contract	0	0
Def. Contract Superseding Letter	0	0
New Definitive Contract	1	67
Small Purchase Procedure	0	0
Order Under IDC	69	12,412
Order Under BOA	0	0
Order /Mod Under GSA Schedule	10	870
Order/Mod Under VA or OPM Schedule	0	0
Modifications	9	1,252
Termination for Default	0	0
Termination for Convenience	0	0
SYNOPSIS OF PROCUREMENT PRIOR TO AWARD		
Synopsized Prior to Award	56	10,864
Not Synopsized Due to Urgency	6	432
Not Synopsized for Other Reason	27	3,305

FEDERAL PROCUREMENT DATA SYSTEM
NATIONAL ARCHIVES AND RECORDS ADMINISTRATION
 Actions Reported Individually on SF279
 Fiscal Year 1994 Through Fourth Quarter

SOLICITATION PROCEDURE	Actions	Dollars (000)
Full and Open Competition - Sealed Bid	9	352
Full and Open Competition - Comp Proposal	26	6,293
Full and Open Competition - Combination	0	0
Architect Engineer	0	0
Basic Research	0	0
Multiple Award Schedule	0	0
Alternate Source/Reduced Cost	8	729
Alternate Source/Mobilization	0	0
Alternate Source/Eng R & D	0	0
Set-aside	0	0
Other than Full and Open Competition	20	2,866
FULL AND OPEN COMPETITION WITH ONLY ONE BIDDER/OFFERER	20	3,834
AUTHORITY FOR OTHER THAN FULL AND OPEN COMPETITION	3	141
Only One Source	13	3,302
- Follow-on Contract	0	0
- Utilities (Regulated & Telecommunications)	2	124
Unusual & Compelling Urgency	6	432
Mobilization/Essential R&D	0	0
International Agreement	0	0
Authorized by Statute	1	200
Authorized Resale	0	0
National Security	0	0
Public Interest	0	0
EXTENT COMPETED	10	1,123
Competed	72	13,024
Not Available for Competition	7	454
Follow-on to Competed Action	0	0
Not Competed	0	0
TYPE OF CONTRACT	10	1,123
Fixed Price	88	14,401
Cost Reimbursement	1	200
Time and Material	0	0
Labor Hour	0	0
TYPE OF CONTRACTOR	13	1,928
Small Disadvantaged Business	4	548
Other Small Business	52	6,644
Large Business	21	4,510
Sheltered Workshops	3	832
Educational & Nonprofit	0	0
State & Local Government	9	2,067
Foreign Contractor	0	0
Domestic Contractor Performing Outside US	0	0
WOMAN-OWNED SMALL BUSINESS	13	1,928
PREFERENCE PROGRAMS	55	10,502
Directed to Sheltered Workshop	2	514
8 (a) Program	1	200
Combined LSA/SB Set-aside	0	0
Small Business Set-aside	31	3,385
Labor Surplus Area Set-aside	0	0
Tie Bid Preference	0	0
Buy Indian/Self Determination Act	0	0
No Preference Program or Not Listed	0	0
SUBJECT TO LABOR STATUTES	13	868
Walsh Healy Act - Manufacturer	3	242
Walsh Healy Act - Dealer	42	7,813
Service Contract Act	1	37
Davis Bacon Act	0	0
Not Subject to Above Acts	30	5,641
PRODUCT OR SERVICE	59	11,649
Supplies & Equipment	19	1,018
ADP Equipment, Purchase and Lease	4	1,409
Research & Development	0	0
Construction	5	442
Architect & Engineering	0	0
Real Property, Purchase & Lease, or Maintenance	0	0
ADP Services (includes Installation & Maintenance)	2	83
Other Services	0	0

FEDERAL PROCUREMENT DATA SYSTEM
NATIONAL CAPITAL PLANNING COMMISSION
Actions Reported in Summary on SF281
Fiscal Year 1994 Through Fourth Quarter

PART I - PRIME CONTRACTS							
	PROCUREMENT METHODS	Number of Actions (a)	NET DOLLAR AMOUNTS (000)				Total Dollars (f)
			Small Business Concerns (b)	Large Business Concerns (c)	Domestic Outside U.S./ Foreign (d)	Other Entities (e)	
NEW AWARDS AND MODIFICATIONS	1. Tariff or Regulated Acquisitions	0					0
	2. Contracts for Foreign Government or International Organization	0					0
	3. Small Purchases	104	210	56	0	0	269
	4. Delivery Orders - GSA Schedules Only	124	126	60	0	0	186
	5. Delivery Orders - Other Federal Schedules	0	0	0	0	0	0
	6. Delivery Orders - All Other	0	0	0	0	0	0
	7. Other Procurement Methods	0	0	0	0	0	0
	8. TOTAL NEW AWARDS AND MODIFICATIONS	228	336	116	0	0	455
COMPETITION	9. Competed	210	261	109	0	0	370
	10. Not Competed	0	0	0	0	0	0
	11. Not Available for Competition	18	75	10	0	0	85
MODIFICATIONS	12. TOTAL MODIFICATIONS (Excluding Line 3)	0					0

PART II - SELECTED SOCIOECONOMIC STATISTICS (Includes both new awards and modifications)					
PREFERENCE PROGRAMS			TYPE OF CONTRACTOR		
CATEGORY	Number of Actions (a)	Total net Dollars (b)	CATEGORY	Number of Actions (a)	Total net Dollars (b)
13. Small Business - Small Purchase Set-Aside	11	20	18. Small Disadvantaged Business	0	0
14. Small Business Set-Aside	0	0	19. Women-Owned Small Business	9	16
15. Labor Surplus Area Set-Aside	0	0	20. Sheltered Workshop	0	0
16. Combined Labor Surplus/ Small Business Set-Aside	0	0			
17. 8(a) Awards	0	0			

NATIONAL CAPITAL PLANNING COMMISSION
Actions Reported Individually on SF279
Fiscal Year 1994 Through Fourth Quarter

	Actions	Dollars (000)
TOTAL	0	0
CICA APPLICABILITY		
Pre-CICA	0	0
CICA Awards	0	0
Small Purchases	0	0
Subject to Statute other than CICA	0	0
KIND OF CONTRACT ACTION		
Initial Letter Contract	0	0
Def. Contract Superseding Letter	0	0
New Definitive Contract	0	0
Small Purchase Procedure	0	0
Order Under IDC	0	0
Order Under BOA	0	0
Order /Mod Under GSA Schedule	0	0
Order/Mod Under VA or OPM Schedule	0	0
Modifications	0	0
Termination for Default	0	0
Termination for Convenience	0	0
SYNOPSIS OF PROCUREMENT PRIOR TO AWARD		
Synopsized Prior to Award	0	0
Not Synopsized Due to Urgency	0	0
Not Synopsized for Other Reason	0	0

FEDERAL PROCUREMENT DATA SYSTEM
NATIONAL CAPITAL PLANNING COMMISSION
 Actions Reported Individually on SF279
 Fiscal Year 1994 Through Fourth Quarter

	Actions	Dollars (000)
SOBICITATION PROCEDURE		
Full and Open Competition - Sealed Bid	0	0
Full and Open Competition - Comp Proposal	0	0
Full and Open Competition - Combination	0	0
Architect Engineer	0	0
Basic Research	0	0
Multiple Award Schedule	0	0
Alternate Source/Reduced Cost	0	0
Alternate Source/Mobilization	0	0
Alternate Source/Eng R & D	0	0
Set-aside	0	0
Other than Full and Open Competition	0	0
FULL AND OPEN COMPETITION WITH ONLY ONE BIDDER/OFFERER		
AUTHORITY FOR OTHER THAN FULL AND OPEN COMPETITION		
Only One Source	0	0
- Follow-on Contract	0	0
- Utilities (Regulated & Telecommunications)	0	0
Unusual & Compelling Urgency	0	0
Mobilization/Essential R&D	0	0
International Agreement	0	0
Authorized by Statute	0	0
Authorized Resale	0	0
National Security	0	0
Public Interest	0	0
EXTENT COMPETED		
Competed	0	0
Not Available for Competition	0	0
Follow-on to Competed Action	0	0
Not Competed	0	0
TYPE OF CONTRACT		
Fixed Price	0	0
Cost Reimbursement	0	0
Time and Material	0	0
Labor Hour	0	0
TYPE OF CONTRACTOR		
Small Disadvantaged Business	0	0
Other Small Business	0	0
Large Business	0	0
Sheltered Workshops	0	0
Educational & Nonprofit	0	0
State & Local Government	0	0
Foreign Contractor	0	0
Domestic Contractor Performing Outside US	0	0
WOMAN-OWNED SMALL BUSINESS		
PREFERENCE PROGRAMS		
Directed to Sheltered Workshop	0	0
8 (a) Program	0	0
Combined LSA/SB Set-aside	0	0
Small Business Set-aside	0	0
Labor Surplus Area Set-aside	0	0
Tie Bid Preference	0	0
Buy Indian/Self Determination Act	0	0
No Preference Program or Not Listed	0	0
SUBJECT TO LABOR STATUTES		
Walsh Healy Act - Manufacturer	0	0
Walsh Healy Act - Dealer	0	0
Service Contract Act	0	0
Davis Bacon Act	0	0
Not Subject to Above Acts	0	0
PRODUCT OR SERVICE		
Supplies & Equipment	0	0
ADP Equipment, Purchase and Lease	0	0
Research & Development	0	0
Construction	0	0
Architect & Engineering	0	0
Real Property, Purchase & Lease, or Maintenance	0	0
ADP Services (includes Installation & Maintenance)	0	0
Other Services	0	0

FEDERAL PROCUREMENT DATA SYSTEM
NATIONAL FOUNDATION ON THE ARTS
Actions Reported in Summary on SF281
Fiscal Year 1994 Through Fourth Quarter

PART I - PRIME CONTRACTS							
	PROCUREMENT METHODS	Number of Actions (a)	NET DOLLAR AMOUNTS (000)				Total Dollars (f)
			Small Business Concerns (b)	Large Business Concerns (c)	Domestic Outside U.S./ Foreign (d)	Other Entities (e)	
NEW AWARDS AND MODIFICATIONS	1. Tariff or Regulated Acquisitions	0					0
	2. Contracts for Foreign Government or International Organization	0					0
	3. Small Purchases	430	925	36	0	11	972
	4. Delivery Orders - GSA Schedules Only	63	152	50	0	0	202
	5. Delivery Orders - Other Federal Schedules	0	0	0	0	0	0
	6. Delivery Orders - All Other	0	0	0	0	0	0
	7. Other Procurement Methods	0	0	0	0	0	0
	8. TOTAL NEW AWARDS AND MODIFICATIONS	493	1,077	86	0	11	1,174
COMPETITION	9. Competed	138	544	78	0	0	620
	10. Not Competed	129	188	7	0	1	194
	11. Not Available for Competition	226	347	3	0	10	380
MODIFICATIONS	12. TOTAL MODIFICATIONS (Excluding Line 3)	0					0

PART II - SELECTED SOCIOECONOMIC STATISTICS (Includes both new awards and modifications)					
CATEGORY	PREFERENCE PROGRAMS		TYPE OF CONTRACTOR		
	Number of Actions (a)	Total net Dollars (b)	CATEGORY	Number of Actions (a)	Total net Dollars (b)
13. Small Business - Small Purchase Set-Aside	23	258	18. Small Disadvantaged Business	13	48
14. Small Business Set-Aside	0	0	19. Woman-Owned Small Business	54	172
15. Labor Surplus Area Set-Aside	0	0	20. Sheltered Workshop	0	0
16. Combined Labor Surplus/ Small Business Set-Aside	0	0			
17. 8(a) Awards	0	0			

NATIONAL FOUNDATION ON THE ARTS
Actions Reported Individually on SF279
Fiscal Year 1994 Through Fourth Quarter

	Actions	Dollars (000)
TOTAL	9	621
CICA APPLICABILITY		
Pre-CICA	0	0
CICA Awards	9	621
Small Purchases	0	0
Subject to Statute other than CICA	0	0
KIND OF CONTRACT ACTION		
Initial Letter Contract	0	0
Def. Contract Superseding Letter	0	0
New Definitive Contract	1	208
Small Purchase Procedure	0	0
Order Under IDC	1	73
Order Under BOA	0	0
Order /Mod Under GSA Schedule	5	258
Order/Mod Under VA or OPM Schedule	0	0
Modifications	2	81
Termination for Default	0	0
Termination for Convenience	0	0
SYNOPSIS OF PROCUREMENT PRIOR TO AWARD		
Synopsized Prior to Award	4	206
Not Synopsized Due to Urgency	0	0
Not Synopsized for Other Reason	5	415

FEDERAL PROCUREMENT DATA SYSTEM
NATIONAL FOUNDATION ON THE ARTS
 Actions Reported Individually on SF279
 Fiscal Year 1994 Through Fourth Quarter

SOLICITATION PROCEDURE	Actions	Dollars (000)
Full and Open Competition - Sealed Bid	0	0
Full and Open Competition - Comp Proposal	2	87
Full and Open Competition - Combination	0	0
Architect Engineer	0	0
Basic Research	0	0
Multiple Award Schedule	5	259
Alternate Source/Reduced Cost	0	0
Alternate Source/Mobilization	0	0
Alternate Source/Eng R & D	0	0
Set-aside	1	87
Other than Full and Open Competition	1	208
FULL AND OPEN COMPETITION WITH ONLY ONE BIDDER/OFFERER	0	0
AUTHORITY FOR OTHER THAN FULL AND OPEN COMPETITION		
Only One Source	0	0
- Follow-on Contract	0	0
- Utilities (Regulated & Telecommunications)	0	0
Unusual & Compelling Urgency	0	0
Mobilization/Essential R&D	0	0
International Agreement	0	0
Authorized by Statute	1	208
Authorized Resale	0	0
National Security	0	0
Public Interest	0	0
EXTENT COMPETED		
Competed	8	413
Not Available for Competition	1	208
Follow-on to Competed Action	0	0
Not Competed	0	0
TYPE OF CONTRACT		
Fixed Price	8	548
Cost Reimbursement	0	0
Time and Material	0	0
Labor Hour	1	73
TYPE OF CONTRACTOR		
Small Disadvantaged Business	3	295
Other Small Business	4	173
Large Business	2	153
Sheltered Workshops	0	0
Educational & Nonprofit	0	0
State & Local Government	0	0
Foreign Contractor	0	0
Domestic Contractor Performing Outside US	0	0
WOMAN-OWNED SMALL BUSINESS	3	106
PREFERENCE PROGRAMS		
Directed to Sheltered Workshop	0	0
8 (a) Program	1	208
Combined LSA/SB Set-aside	0	0
Small Business Set-aside	2	140
Labor Surplus Area Set-aside	0	0
Tie Bid Preference	0	0
Buy Indian/Self Determination Act	0	0
No Preference Program or Not Listed	6	273
SUBJECT TO LABOR STATUTES		
Walsh Healy Act - Manufacturer	2	153
Walsh Healy Act - Dealer	3	106
Service Contract Act	3	289
Davis Bacon Act	0	0
Not Subject to Above Acts	1	73
PRODUCT OR SERVICE		
Supplies & Equipment	0	0
ADP Equipment, Purchase and Lease	4	158
Research & Development	0	0
Construction	0	0
Architect & Engineering	0	0
Real Property, Purchase & Lease, or Maintenance	0	0
ADP Services (includes Installation & Maintenance)	3	241
Other Services	2	222

FEDERAL PROCUREMENT DATA SYSTEM
NATIONAL FOUNDATION ON THE HUMANITIES
Actions Reported in Summary on SF281
Fiscal Year 1994 Through Fourth Quarter

PART I - PRIME CONTRACTS							
	PROCUREMENT METHODS	Number of Actions (a)	NET DOLLAR AMOUNTS (000)				Total Dollars (f)
			Small Business Concerns (b)	Large Business Concerns (c)	Domestic Outside U.S./ Foreign (d)	Other Entities (e)	
NEW AWARDS AND MODIFICATIONS	1. Tariff or Regulated Acquisitions	0					0
	2. Contracts for Foreign Government or International Organization	0					0
	3. Small Purchases	2,323	1,228	163	0	107	1,498
	4. Delivery Orders - GSA Schedules Only	317	134	179	0	132	445
	5. Delivery Orders - Other Federal Schedules	0	0	0	0	0	0
	6. Delivery Orders - All Other	0	0	0	0	0	0
	7. Other Procurement Methods	0	0	0	0	0	0
	8. TOTAL NEW AWARDS AND MODIFICATIONS	2,640	1,362	342	0	239	1,943
COMPETITION	9. Competed	1,649	798	218	0	132	1,148
	10. Not Competed	680	506	83	0	14	602
	11. Not Available for Competition	311	58	41	0	83	193
MODIFICATIONS	12. TOTAL MODIFICATIONS (Excluding Line 3)	18					65

PART II - SELECTED SOCIOECONOMIC STATISTICS (Includes both new awards and modifications)					
CATEGORY	PREFERENCE PROGRAMS		CATEGORY	TYPE OF CONTRACTOR	
	Number of Actions (a)	Total net Dollars (b)		Number of Actions (a)	Total net Dollars (b)
13. Small Business - Small Purchase Set-Aside	2,206	1,228	18. Small Disadvantaged Business	65	60
14. Small Business Set-Aside	0	0	19. Woman-Owned Small Business	794	459
15. Labor Surplus Area Set-Aside	0	0	20. Sheltered Workshop	0	0
16. Combined Labor Surplus/ Small Business Set-Aside	0	0			
17. 8(a) Awards	0	0			

NATIONAL FOUNDATION ON THE HUMANITIES
Actions Reported Individually on SF279
Fiscal Year 1994 Through Fourth Quarter

	Actions	Dollars (000)
TOTAL	8	297
CICA APPLICABILITY		
Pre-CICA	0	0
CICA Awards	8	297
Small Purchases	0	0
Subject to Statute other than CICA	0	0
KIND OF CONTRACT ACTION		
Initial Letter Contract	0	0
Def. Contract Superseding Letter	0	0
New Definitive Contract	2	84
Small Purchase Procedure	0	0
Order Under IDC	0	0
Order Under BOA	0	0
Order /Mod Under GSA Schedule	5	197
Order/Mod Under VA or OPM Schedule	0	0
Modifications	1	6
Termination for Default	0	0
Termination for Convenience	0	0
SYNOPSIS OF PROCUREMENT PRIOR TO AWARD		
Synopsized Prior to Award	2	60
Not Synopsized Due to Urgency	0	0
Not Synopsized for Other Reason	6	237

FEDERAL PROCUREMENT DATA SYSTEM
NATIONAL FOUNDATION ON THE HUMANITIES
 Actions Reported Individually on SF279
 Fiscal Year 1994 Through Fourth Quarter

SOLICITATION PROCEDURE	Actions	Dollars (000)
Full and Open Competition - Sealed Bid	0	0
Full and Open Competition - Comp Proposal	1	46
Full and Open Competition - Combination	0	0
Architect Engineer	0	0
Basic Research	0	0
Multiple Award Schedule	4	151
Alternate Source/Reduced Cost	0	0
Alternate Source/Mobilization	0	0
Alternate Source/Eng R & D	0	0
Set-aside	0	0
Other than Full and Open Competition	2	60
FULL AND OPEN COMPETITION WITH ONLY ONE BIDDER/OFFERER	1	40
AUTHORITY FOR OTHER THAN FULL AND OPEN COMPETITION	0	0
Only One Source	0	0
- Follow-on Contract	0	0
- Utilities (Regulated & Telecommunications)	0	0
Unusual & Compelling Urgency	0	0
Mobilization/Essential R&D	0	0
International Agreement	0	0
Authorized by Statute	0	0
Authorized Resale	1	40
National Security	0	0
Public Interest	0	0
EXTENT COMPETED	0	0
Competed	7	257
Not Available for Competition	1	40
Follow-on to Competed Action	0	0
Not Competed	0	0
TYPE OF CONTRACT	0	0
Fixed Price	8	297
Cost Reimbursement	0	0
Time and Material	0	0
Labor Hour	0	0
TYPE OF CONTRACTOR	0	0
Small Disadvantaged Business	0	0
Other Small Business	3	107
Large Business	4	150
Sheltered Workshops	1	40
Educational & Nonprofit	0	0
State & Local Government	0	0
Foreign Contractor	0	0
Domestic Contractor Performing Outside US	0	0
WOMAN-OWNED SMALL BUSINESS	3	107
PREFERENCE PROGRAMS	5	197
Directed to Sheltered Workshop	1	40
8 (a) Program	0	0
Combined LSA/SB Set-aside	0	0
Small Business Set-aside	2	60
Labor Surplus Area Set-aside	0	0
Tie Bid Preference	0	0
Buy Indian/Self Determination Act	0	0
No Preference Program or Not Listed	0	0
SUBJECT TO LABOR STATUTES	3	111
Walsh Healy Act - Manufacturer	2	86
Walsh Healy Act - Dealer	3	100
Service Contract Act	0	0
Davis Bacon Act	0	0
Not Subject to Above Acts	0	0
PRODUCT OR SERVICE	3	112
Supplies & Equipment	2	85
ADP Equipment, Purchase and Lease	3	112
Research & Development	0	0
Construction	0	0
Architect & Engineering	0	0
Real Property, Purchase & Lease, or Maintenance	0	0
ADP Services (includes Installation & Maintenance)	0	0
Other Services	0	0
	3	100

FEDERAL PROCUREMENT DATA SYSTEM
NATIONAL GALLERY OF ART
 Actions Reported in Summary on SF281
 Fiscal Year 1994 Through Fourth Quarter

PART I - PRIME CONTRACTS							
NEW AWARDS AND MODIFICATIONS	PROCUREMENT METHODS	Number of Actions (a)	NET DOLLAR AMOUNTS (000)				Total Dollars (f)
			Small Business Concerns (b)	Large Business Concerns (c)	Domestic Outside U.S./ Foreign (d)	Other Entities (e)	
	1. Tariff or Regulated Acquisitions	0					0
	2. Contracts for Foreign Government or International Organization	0					0
	3. Small Purchases	4,099	2,812	488	572	0	3,872
	4. Delivery Orders - GSA Schedules Only	282	428	558	11	0	896
	5. Delivery Orders - Other Federal Schedules	0	0	0	0	0	0
	6. Delivery Orders - All Other	0	0	0	0	0	0
	7. Other Procurement Methods	58	0	0	0	0	0
	8. TOTAL NEW AWARDS AND MODIFICATIONS	4,437	3,240	1,047	583	0	4,870
COMPETITION	9. Competed	2,138	1,408	539	118	0	2,063
	10. Not Competed	906	862	128	157	0	1,145
	11. Not Available for Competition	1,382	970	382	310	0	1,662
MODIFICATIONS	12. TOTAL MODIFICATIONS (Excluding Line 3)	0					0

PART II - SELECTED SOCIOECONOMIC STATISTICS (Includes both new awards and modifications)					
CATEGORY	PREFERENCE PROGRAMS		TYPE OF CONTRACTOR		
	Number of Actions (a)	Total net Dollars (b)	CATEGORY	Number of Actions (a)	Total net Dollars (b)
13. Small Business - Small Purchase Set-Aside	0	0	18. Small Disadvantaged Business	0	0
14. Small Business Set-Aside	0	0	19. Woman-Owned Small Business	0	0
15. Labor Surplus Area Set-Aside	0	0	20. Sheltered Workshop	0	0
16. Combined Labor Surplus/ Small Business Set-Aside	0	0			
17. 8(a) Awards	0	0			

NATIONAL GALLERY OF ART
 Actions Reported Individually on SF279
 Fiscal Year 1994 Through Fourth Quarter

	Actions	Dollars (000)
TOTAL	19	771
CICA APPLICABILITY		
Pre-CICA	0	0
CICA Awards	18	771
Small Purchases	0	0
Subject to Statute other than CICA	0	0
KIND OF CONTRACT ACTION		
Initial Letter Contract	2	96
Def. Contract Superseding Letter	0	0
New Definitive Contract	8	573
Small Purchase Procedure	0	0
Order Under IDC	0	0
Order Under BOA	0	0
Order /Mod Under GSA Schedule	0	0
Order/Mod Under VA or OPM Schedule	0	0
Modifications	9	102
Termination for Default	0	0
Termination for Convenience	0	0
SYNOPSIS OF PROCUREMENT PRIOR TO AWARD		
Synopsized Prior to Award	2	261
Not Synopsized Due to Urgency	0	0
Not Synopsized for Other Reason	17	510

FEDERAL PROCUREMENT DATA SYSTEM
NATIONAL GALLERY OF ART
 Actions Reported Individually on SF279
 Fiscal Year 1994 Through Fourth Quarter

	Actions	Dollars (000)
SOLICITATION PROCEDURE		
Full and Open Competition - Sealed Bid	8	579
Full and Open Competition - Comp Proposal	0	0
Full and Open Competition - Combination	0	0
Architect Engineer	3	37
Basic Research	0	0
Multiple Award Schedule	0	0
Alternate Source/Reduced Cost	0	0
Alternate Source/Mobilization	0	0
Alternate Source/Eng R & D	0	0
Set-aside	0	0
Other than Full and Open Competition	8	155
FULL AND OPEN COMPETITION WITH ONLY ONE BIDDER/OFFERER	4	237
AUTHORITY FOR OTHER THAN FULL AND OPEN COMPETITION		
Only One Source	1	46
- Follow-on Contract	0	0
- Utilities (Regulated & Telecommunications)	0	0
Unusual & Compelling Urgency	0	0
Mobilization/Essential R&D	0	0
International Agreement	0	0
Authorized by Statute	7	109
Authorized Resale	0	0
National Security	0	0
Public Interest	0	0
EXTENT COMPLETED		
Completed	17	723
Not Available for Competition	0	0
Follow-on to Completed Action	0	0
Not Completed	2	48
TYPE OF CONTRACT		
Fixed Price	19	771
Cost Reimbursement	0	0
Time and Material	0	0
Labor Hour	0	0
TYPE OF CONTRACTOR		
Small Disadvantaged Business	2	6
Other Small Business	13	662
Large Business	4	103
Sheltered Workshops	0	0
Educational & Nonprofit	0	0
State & Local Government	0	0
Foreign Contractor	0	0
Domestic Contractor Performing Outside US	0	0
WOMAN-OWNED SMALL BUSINESS	3	60
PREFERENCE PROGRAMS		
Directed to Sheltered Workshop	0	0
8 (a) Program	0	0
Combined LSA/SB Set-aside	0	0
Small Business Set-aside	0	0
Labor Surplus Area Set-aside	0	0
Tie Bid Preference	0	0
Buy Indian/Self Determination Act	0	0
No Preference Program or Not Listed	19	771
SUBJECT TO LABOR STATUTES		
Walsh Healy Act - Manufacturer	2	268
Walsh Healy Act - Dealer	1	19
Service Contract Act	0	0
Davis Bacon Act	12	366
Not Subject to Above Acts	4	118
PRODUCT OR SERVICE		
Supplies & Equipment	1	228
ADP Equipment, Purchase and Lease	0	0
Research & Development	0	0
Construction	13	406
Architect & Engineering	3	37
Real Property, Purchase & Lease, or Maintenance	0	0
ADP Services (includes Installation & Maintenance)	0	0
Other Services	2	100

FEDERAL PROCUREMENT DATA SYSTEM
NATIONAL LABOR RELATIONS BOARD
Actions Reported in Summary on SF281
Fiscal Year 1994 Through Fourth Quarter

PART I - PRIME CONTRACTS						
	PROCUREMENT METHODS	Number of Actions (a)	NET DOLLAR AMOUNTS (000)			
			Small Business Concerns (b)	Large Business Concerns (c)	Domestic Outside U.S./ Foreign (d)	Other Entities (e)
NEW AWARDS AND MODIFICATIONS	1. Tariff or Regulated Acquisitions	0				0
	2. Contracts for Foreign Government or International Organization	0				0
	3. Small Purchases	838	573	463	0	1,036
	4. Delivery Orders - GSA Schedules Only	705	539	545	0	1,084
	5. Delivery Orders- Other Federal Schedules	0	0	0	0	0
	6. Delivery Orders - All Other	11	3	19	0	22
	7. Other Procurement Methods	30	358	0	0	358
	8. TOTAL NEW AWARDS AND MODIFICATIONS	1,584	1,473	1,027	0	2,500
COMPETITION	9. Competed	445	456	213	0	669
	10. Not Competed	383	117	250	0	367
	11. Not Available for Competition	746	900	564	0	1,464
MODIFICATIONS	12. TOTAL MODIFICATIONS (Excluding Line 3)	0				0

PART II - SELECTED SOCIOECONOMIC STATISTICS (Includes both new awards and modifications)					
PREFERENCE PROGRAMS			TYPE OF CONTRACTOR		
CATEGORY	Number of Actions (a)	Total net Dollars (b)	CATEGORY	Number of Actions (a)	Total net Dollars (b)
13. Small Business - Small Purchase Set-Aside	0	0	18. Small Disadvantaged Business	15	208
14. Small Business Set-Aside	0	0	19. Woman-Owned Small Business	11	117
15. Labor Surplus Area Set-Aside	0	0	20. Sheltered Workshop	0	0
16. Combined Labor Surplus/ Small Business Set-Aside	0	0			
17. 8(a) Awards	18	152			

NATIONAL LABOR RELATIONS BOARD
Actions Reported Individually on SF279
Fiscal Year 1994 Through Fourth Quarter

	Actions	Dollars (000)
TOTAL	50	4,883
CICA APPLICABILITY		
Pre-CICA	0	0
CICA Awards	50	4,883
Small Purchases	0	0
Subject to Statute other than CICA	0	0
KIND OF CONTRACT ACTION		
Initial Letter Contract	0	0
Def. Contract Superseding Letter	0	0
New Definitive Contract	4	127
Small Purchase Procedure	0	0
Order Under IDC	35	3,963
Order Under BOA	0	0
Order /Mod Under GSA Schedule	11	783
Order/Mod Under VA or OPM Schedule	0	0
Modifications	0	0
Termination for Default	0	0
Termination for Convenience	0	0
SYNOPSIS OF PROCUREMENT PRIOR TO AWARD		
Synopsized Prior to Award	24	837
Not Synopsized Due to Urgency	0	0
Not Synopsized for Other Reason	26	3,946

FEDERAL PROCUREMENT DATA SYSTEM
NATIONAL LABOR RELATIONS BOARD
 Actions Reported Individually on SF279
 Fiscal Year 1994 Through Fourth Quarter

SOLICITATION PROCEDURE	Actions	Dollars (000)
Full and Open Competition - Sealed Bid	24	937
Full and Open Competition - Comp Proposal	12	1,215
Full and Open Competition - Combination	0	0
Architect Engineer	0	0
Basic Research	0	0
Multiple Award Schedule	7	537
Alternate Source/Reduced Cost	0	0
Alternate Source/Mobilization	0	0
Alternate Source/Eng R & D	0	0
Set-aside	0	0
Other than Full and Open Competition	7	2,194
FULL AND OPEN COMPETITION WITH ONLY ONE BIDDER/OFFERER	0	0
AUTHORITY FOR OTHER THAN FULL AND OPEN COMPETITION	2	67
Only One Source	2	67
- Follow-on Contract	0	0
- Utilities (Regulated & Telecommunications)	0	0
Unusual & Compelling Urgency	0	0
Mobilization/Essential R&D	0	0
International Agreement	0	0
Authorized by Statute	5	2,127
Authorized Resale	0	0
National Security	0	0
Public Interest	0	0
EXTENT COMPETED	43	2,689
Competed	43	2,689
Not Available for Competition	5	2,127
Follow-on to Competed Action	0	0
Not Competed	2	67
TYPE OF CONTRACT	45	2,756
Fixed Price	45	2,756
Cost Reimbursement	5	2,127
Time and Material	0	0
Labor Hour	0	0
TYPE OF CONTRACTOR	5	2,127
Small Disadvantaged Business	5	2,127
Other Small Business	27	1,028
Large Business	18	1,728
Sheltered Workshops	0	0
Educational & Nonprofit	0	0
State & Local Government	0	0
Foreign Contractor	0	0
Domestic Contractor Performing Outside US	0	0
WOMAN-OWNED SMALL BUSINESS	13	494
PREFERENCE PROGRAMS	0	0
Directed to Sheltered Workshop	0	0
8 (a) Program	5	2,127
Combined LSA/SB Set-aside	0	0
Small Business Set-aside	24	937
Labor Surplus Area Set-aside	0	0
Tie Bid Preference	0	0
Buy Indian/Self Determination Act	0	0
No Preference Program or Not Listed	21	1,818
SUBJECT TO LABOR STATUTES	11	793
Walsh Healy Act - Manufacturer	11	793
Walsh Healy Act - Dealer	0	0
Service Contract Act	24	937
Davis Bacon Act	0	0
Not Subject to Above Acts	15	3,153
PRODUCT OR SERVICE	8	553
Supplies & Equipment	8	553
ADP Equipment, Purchase and Lease	2	689
Research & Development	0	0
Construction	0	0
Architect & Engineering	0	0
Real Property, Purchase & Lease, or Maintenance	0	0
ADP Services (includes Installation & Maintenance)	0	0
Other Services	40	3,641

**FEDERAL PROCUREMENT DATA SYSTEM
NATIONAL MEDIATION BOARD
Actions Reported in Summary on SF281
Fiscal Year 1994 Through Fourth Quarter**

PART I - PRIME CONTRACTS						
PROCUREMENT METHODS	Number of Actions (a)	NET DOLLAR AMOUNTS (000)				
		Small Business Concerns (b)	Large Business Concerns (c)	Domestic Outside U.S./ Foreign (d)	Other Entities (e)	Total Dollars (f)
1. Tariff or Regulated Acquisitions	0					0
2. Contracts for Foreign Government or International Organization	0					0
NEW AWARDS AND MODIFICATIONS						
3. Small Purchases	4	15	0	0	0	15
4. Delivery Orders - GSA Schedules Only	61	37	59	0	0	96
5. Delivery Orders - Other Federal Schedules	0	0	0	0	0	0
6. Delivery Orders - All Other	227	81	100	0	0	181
7. Other Procurement Methods	39	0	0	0	260	260
8. TOTAL NEW AWARDS AND MODIFICATIONS	331	143	159	0	260	562
COMPETITION						
9. Competed	203	71	101	0	260	432
10. Not Competed	1	0	2	0	0	2
11. Not Available for Competition	127	72	56	0	0	128
MODIFICATIONS						
12. TOTAL MODIFICATIONS (Excluding Line 3)	158					128

PART II - SELECTED SOCIOECONOMIC STATISTICS (Includes both new awards and modifications)					
PREFERENCE PROGRAMS			TYPE OF CONTRACTOR		
CATEGORY	Number of Actions (a)	Total net Dollars (b)	CATEGORY	Number of Actions (a)	Total net Dollars (b)
13. Small Business - Small Purchase Set-Aside	0	0	18. Small Disadvantaged Business	0	0
14. Small Business Set-Aside	0	0	19. Women-Owned Small Business	0	0
15. Labor Surplus Area Set-Aside	0	0	20. Sheltered Workshop	0	0
16. Combined Labor Surplus/ Small Business Set-Aside	0	0			
17. 8(a) Awards	0	0			

**NATIONAL MEDIATION BOARD
Actions Reported Individually on SF279
Fiscal Year 1994 Through Fourth Quarter**

	Actions	Dollars (000)
TOTAL	104	1,695
CICA APPLICABILITY		
Pre-CICA	0	0
CICA Awards	104	1,695
Small Purchases	0	0
Subject to Statute other than CICA	0	0
KIND OF CONTRACT ACTION		
Initial Letter Contract	1	15
Def. Contract Superseding Letter	0	0
New Definitive Contract	45	723
Small Purchase Procedure	0	0
Order Under IDC	3	108
Order Under BOA	0	0
Order /Mod Under GSA Schedule	8	162
Order/Mod Under VA or OPM Schedule	0	0
Modifications	49	687
Termination for Default	0	0
Termination for Convenience	0	0
SYNOPSIS OF PROCUREMENT PRIOR TO AWARD		
Synopsized Prior to Award	0	0
Not Synopsized Due to Urgency	0	0
Not Synopsized for Other Reason	104	1,695

**FEDERAL PROCUREMENT DATA SYSTEM
NATIONAL MEDIATION BOARD
Actions Reported Individually on SF279
Fiscal Year 1994 Through Fourth Quarter**

SOLICITATION PROCEDURE	Actions	Dollars (000)
Full and Open Competition - Sealed Bid	0	0
Full and Open Competition - Comp Proposal	1	36
Full and Open Competition - Combination	6	108
Architect Engineer	0	0
Basic Research	0	0
Multiple Award Schedule	8	198
Alternate Source/Reduced Cost	0	0
Alternate Source/Mobilization	0	0
Alternate Source/Eng R & D	0	0
Set-aside	0	0
Other than Full and Open Competition	89	1,355
FULL AND OPEN COMPETITION WITH ONLY ONE BIDDER/OFFERER	2	42
AUTHORITY FOR OTHER THAN FULL AND OPEN COMPETITION		
Only One Source	89	1,355
- Follow-on Contract	0	0
- Utilities (Regulated & Telecommunications)	0	0
Unusual & Compelling Urgency	0	0
Mobilization/Essential R&D	0	0
International Agreement	0	0
Authorized by Statute	0	0
Authorized Resale	0	0
National Security	0	0
Public Interest	0	0
EXTENT COMPETED		
Competed	104	1,695
Not Available for Competition	0	0
Follow-on to Competed Action	0	0
Not Competed	0	0
TYPE OF CONTRACT		
Fixed Price	15	340
Cost Reimbursement	0	0
Time and Material	0	0
Labor Hour	89	1,355
TYPE OF CONTRACTOR		
Small Disadvantaged Business	0	0
Other Small Business	84	1,471
Large Business	7	174
Sheltered Workshops	0	0
Educational & Nonprofit	3	50
State & Local Government	0	0
Foreign Contractor	0	0
Domestic Contractor Performing Outside US	0	0
WOMAN-OWNED SMALL BUSINESS	4	73
PREFERENCE PROGRAMS		
Directed to Sheltered Workshop	0	0
8 (a) Program	0	0
Combined LSA/SB Set-aside	0	0
Small Business Set-aside	0	0
Labor Surplus Area Set-aside	0	0
Tie Bid Preference	0	0
Buy Indian/Self Determination Act	0	0
No Preference Program or Not Listed	104	1,695
SUBJECT TO LABOR STATUTES		
Walsh Healy Act - Manufacturer	3	79
Walsh Healy Act - Dealer	3	83
Service Contract Act	5	114
Davis Bacon Act	0	0
Not Subject to Above Acts	93	1,419
PRODUCT OR SERVICE		
Supplies & Equipment	0	0
ADP Equipment, Purchase and Lease	11	196
Research & Development	0	0
Construction	0	0
Architect & Engineering	0	0
Real Property, Purchase & Lease, or Maintenance	0	0
ADP Services (Includes Installation & Maintenance)	1	36
Other Services	92	1,483

FEDERAL PROCUREMENT DATA SYSTEM
NATIONAL SCIENCE FOUNDATION
Actions Reported in Summary on SF281
Fiscal Year 1994 Through Fourth Quarter

PART I - PRIME CONTRACTS							
	PROCUREMENT METHODS	Number of Actions (a)	NET DOLLAR AMOUNTS (000)				Total Dollars (f)
			Small Business Concerns (b)	Large Business Concerns (c)	Domestic Outside U.S./ Foreign (d)	Other Entities (e)	
NEW AWARDS AND MODIFICATIONS	1. Tariff or Regulated Acquisitions	0					0
	2. Contracts for Foreign Government or International Organization	0					0
	3. Small Purchases	1,580	4,050	639	8	123	4,820
	4. Delivery Orders - GSA Schedules Only	472	1,353	941	0	0	2,294
	5. Delivery Orders - Other Federal Schedules	41	66	0	0	15	81
	6. Delivery Orders - All Other	7	0	35	0	43	78
	7. Other Procurement Methods	1	0	0	0	0	0
	8. TOTAL NEW AWARDS AND MODIFICATIONS	2,101	5,489	1,615	8	181	7,273
COMPETITION	9. Competed	828	3,589	879	0	24	4,492
	10. Not Competed	623	1,508	406	8	111	2,033
	11. Not Available for Competition	552	372	330	0	46	748
MODIFICATIONS	12. TOTAL MODIFICATIONS (Excluding Line 3)	289					533

PART II - SELECTED SOCIOECONOMIC STATISTICS (Includes both new awards and modifications)					
PREFERENCE PROGRAMS			TYPE OF CONTRACTOR		
CATEGORY	Number of Actions (a)	Total net Dollars (b)	CATEGORY	Number of Actions (a)	Total net Dollars (b)
13. Small Business - Small Purchase Set-Aside	971	3,252	18. Small Disadvantaged Business	39	169
14. Small Business Set-Aside	89	342	19. Woman-Owned Small Business	202	608
15. Labor Surplus Area Set-Aside	27	39	20. Sheltered Workshop	0	0
16. Combined Labor Surplus/ Small Business Set-Aside	5	9			
17. 8(a) Awards	0	0			

NATIONAL SCIENCE FOUNDATION
Actions Reported Individually on SF279
Fiscal Year 1994 Through Fourth Quarter

	Actions	Dollars (000)
TOTAL	163	71,679
CICA APPLICABILITY		
Pre-CICA	2	2,110
CICA Awards	157	32,566
Small Purchases	0	0
Subject to Statute other than CICA	0	0
KIND OF CONTRACT ACTION		
Initial Letter Contract	3	352
Def. Contract Superseding Letter	0	0
New Definitive Contract	8	1,812
Small Purchase Procedure	0	0
Order Under IDC	36	1,813
Order Under BOA	61	3,444
Order /Mod Under GSA Schedule	3	107
Order/Mod Under VA or OPM Schedule	0	0
Modifications	52	64,151
Termination for Default	0	0
Termination for Convenience	0	0
SYNOPSIS OF PROCUREMENT PRIOR TO AWARD		
Synopsized Prior to Award	130	29,281
Not Synopsized Due to Urgency	2	53
Not Synopsized for Other Reason	27	5,342

FEDERAL PROCUREMENT DATA SYSTEM
NATIONAL SCIENCE FOUNDATION
 Actions Reported Individually on SF279
 Fiscal Year 1994 Through Fourth Quarter

SOLICITATION PROCEDURE	Actions	Dollars (000)
Full and Open Competition - Sealed Bid	2	74
Full and Open Competition - Comp Proposal	87	24,508
Full and Open Competition - Combination	0	0
Architect Engineer	1	30
Basic Research	0	0
Multiple Award Schedule	4	228
Alternate Source/Reduced Cost	0	0
Alternate Source/Mobilization	0	0
Alternate Source/Eng R & D	0	0
Set-aside	49	3,496
Other than Full and Open Competition	15	14,228
FULL AND OPEN COMPETITION WITH ONLY ONE BIDDER/OFFERER	5	1,018
AUTHORITY FOR OTHER THAN FULL AND OPEN COMPETITION		
Only One Source	7	12,916
- Follow-on Contract	0	0
- Utilities (Regulated & Telecommunications)	0	0
Unusual & Compelling Urgency	2	53
Mobilization/Essential R&D	0	0
International Agreement	0	0
Authorized by Statute	8	1,259
Authorized Resale	0	0
National Security	0	0
Public Interest	0	0
EXTENT COMPETED		
Competed	144	30,408
Not Available for Competition	6	1,288
Follow-on to Competed Action	0	0
Not Competed	9	2,979
TYPE OF CONTRACT		
Fixed Price	18	2,080
Cost Reimbursement	85	29,466
Time and Material	28	2,251
Labor Hour	28	679
TYPE OF CONTRACTOR		
Small Disadvantaged Business	62	5,472
Other Small Business	29	1,701
Large Business	56	5,766
Sheltered Workshops	0	0
Educational & Nonprofit	9	6,140
State & Local Government	1	97
Foreign Contractor	1	500
Domestic Contractor Performing Outside US	1	15,000
WOMAN-OWNED SMALL BUSINESS	7	326
PREFERENCE PROGRAMS		
Directed to Sheltered Workshop	0	0
8 (a) Program	5	1,413
Combined LSA/SB Set-aside	0	0
Small Business Set-aside	49	3,153
Labor Surplus Area Set-aside	0	0
Tie Bid Preference	0	0
Buy Indian/Self Determination Act	0	0
No Preference Program or Not Listed	105	30,110
SUBJECT TO LABOR STATUTES		
Walsh Healy Act - Manufacturer	5	1,084
Walsh Healy Act - Dealer	0	0
Service Contract Act	50	5,576
Davis Bacon Act	0	0
Not Subject to Above Acts	104	28,006
PRODUCT OR SERVICE		
Supplies & Equipment	1	8
ADP Equipment, Purchase and Lease	7	1,559
Research & Development	10	53,769
Construction	0	0
Architect & Engineering	1	30
Real Property, Purchase & Lease, or Maintenance	1	500
ADP Services (includes Installation & Maintenance)	37	3,077
Other Services	106	12,736

FEDERAL PROCUREMENT DATA SYSTEM
NATIONAL TRANSPORTATION SAFETY BOARD
Actions Reported in Summary on SF281
Fiscal Year 1994 Through Fourth Quarter

PART I - PRIME CONTRACTS							
	PROCUREMENT METHODS	Number of Actions (a)	NET DOLLAR AMOUNTS (000)				Total Dollars (f)
			Small Business Concerns (b)	Large Business Concerns (c)	Domestic Outside U.S./ Foreign (d)	Other Entities (e)	
NEW AWARDS AND MODIFICATIONS	1. Tariff or Regulated Acquisitions	0					0
	2. Contracts for Foreign Government or International Organization	0					0
	3. Small Purchases	0	0	0	0	0	0
	4. Delivery Orders - GSA Schedules Only	0	0	0	0	0	0
	5. Delivery Orders - Other Federal Schedules	0	0	0	0	0	0
	6. Delivery Orders - All Other	0	0	0	0	0	0
	7. Other Procurement Methods	0	0	0	0	0	0
	8. TOTAL NEW AWARDS AND MODIFICATIONS	0	0	0	0	0	0
COMPETITION	9. Competed	0	0	0	0	0	0
	10. Not Competed	0	0	0	0	0	0
	11. Not Available for Competition	0	0	0	0	0	0
MODIFICATIONS	12. TOTAL MODIFICATIONS (Excluding Line 3)	0					0

PART II - SELECTED SOCIOECONOMIC STATISTICS (Includes both new awards and modifications)					
PREFERENCE PROGRAMS			TYPE OF CONTRACTOR		
CATEGORY	Number of Actions (a)	Total net Dollars (b)	CATEGORY	Number of Actions (a)	Total net Dollars (b)
13. Small Business - Small Purchase Set-Aside	0	0	18. Small Disadvantaged Business	0	0
14. Small Business Set-Aside	0	0	19. Woman-Owned Small Business	0	0
15. Labor Surplus Area Set-Aside	0	0	20. Sheltered Workshop	0	0
16. Combined Labor Surplus/ Small Business Set-Aside	0	0			
17. 8(a) Awards	0	0			

NATIONAL TRANSPORTATION SAFETY BOARD
Actions Reported Individually on SF279
Fiscal Year 1994 Through Fourth Quarter

	Actions	Dollars (000)
TOTAL	0	0
CICA APPLICABILITY		
Pre-CICA	0	0
CICA Awards	0	0
Small Purchases	0	0
Subject to Statute other than CICA	0	0
KIND OF CONTRACT ACTION		
Initial Letter Contract	0	0
Def. Contract Superseding Letter	0	0
New Definitive Contract	0	0
Small Purchase Procedure	0	0
Order Under IDC	0	0
Order Under BOA	0	0
Order /Mod Under GSA Schedule	0	0
Order/Mod Under VA or OPM Schedule	0	0
Modifications	0	0
Termination for Default	0	0
Termination for Convenience	0	0
SYNOPSIS OF PROCUREMENT PRIOR TO AWARD		
Synopsized Prior to Award	0	0
Not Synopsized Due to Urgency	0	0
Not Synopsized for Other Reason	0	0

FEDERAL PROCUREMENT DATA SYSTEM
NATIONAL TRANSPORTATION SAFETY BOARD
 Actions Reported Individually on SF279
 Fiscal Year 1994 Through Fourth Quarter

SOLICITATION PROCEDURE	Actions	Dollars (000)
Full and Open Competition - Sealed Bid	0	0
Full and Open Competition - Comp Proposal	0	0
Full and Open Competition - Combination	0	0
Architect Engineer	0	0
Basic Research	0	0
Multiple Award Schedule	0	0
Alternate Source/Reduced Cost	0	0
Alternate Source/Mobilization	0	0
Alternate Source/Eng R & D	0	0
Set-aside	0	0
Other than Full and Open Competition	0	0
FULL AND OPEN COMPETITION WITH ONLY ONE BIDDER/OFFERER	0	0
AUTHORITY FOR OTHER THAN FULL AND OPEN COMPETITION		
Only One Source	0	0
- Follow-on Contract	0	0
- Utilities (Regulated & Telecommunications)	0	0
Unusual & Compelling Urgency	0	0
Mobilization/Essential R&D	0	0
International Agreement	0	0
Authorized by Statute	0	0
Authorized Resale	0	0
National Security	0	0
Public Interest	0	0
EXTENT COMPLETED		
Completed	0	0
Not Available for Competition	0	0
Follow-on to Completed Action	0	0
Not Completed	0	0
TYPE OF CONTRACT		
Fixed Price	0	0
Cost Reimbursement	0	0
Time and Material	0	0
Labor Hour	0	0
TYPE OF CONTRACTOR		
Small Disadvantaged Business	0	0
Other Small Business	0	0
Large Business	0	0
Sheltered Workshops	0	0
Educational & Nonprofit	0	0
State & Local Government	0	0
Foreign Contractor	0	0
Domestic Contractor Performing Outside US	0	0
WOMAN-OWNED SMALL BUSINESS	0	0
PREFERENCE PROGRAMS		
Directed to Sheltered Workshop	0	0
8 (a) Program	0	0
Combined LSA/SB Set-aside	0	0
Small Business Set-aside	0	0
Labor Surplus Area Set-aside	0	0
Tie Bid Preference	0	0
Buy Indian/Self Determination Act	0	0
No Preference Program or Not Listed	0	0
SUBJECT TO LABOR STATUTES		
Walsh Healy Act - Manufacturer	0	0
Walsh Healy Act - Dealer	0	0
Service Contract Act	0	0
Davis Bacon Act	0	0
Not Subject to Above Acts	0	0
PRODUCT OR SERVICE		
Supplies & Equipment	0	0
ADP Equipment, Purchase and Lease	0	0
Research & Development	0	0
Construction	0	0
Architect & Engineering	0	0
Real Property, Purchase & Lease, or Maintenance	0	0
ADP Services (Includes Installation & Maintenance)	0	0
Other Services	0	0

FEDERAL PROCUREMENT DATA SYSTEM
NUCLEAR REGULATORY COMMISSION
 Actions Reported in Summary on SF281
 Fiscal Year 1994 Through Fourth Quarter

PART I - PRIME CONTRACTS							
	PROCUREMENT METHODS	Number of Actions (a)	NET DOLLAR AMOUNTS (000)				Total Dollars (f)
			Small Business Concerns (b)	Large Business Concerns (c)	Domestic Outside U.S./ Foreign (d)	Other Entities (e)	
NEW AWARDS AND MODIFICATIONS	1. Tariff or Regulated Acquisitions	0					0
	2. Contracts for Foreign Government or International Organization	0					0
	3. Small Purchases	0	0	0	0	0	0
	4. Delivery Orders - GSA Schedules Only	0	0	0	0	0	0
	5. Delivery Orders - Other Federal Schedules	0	0	0	0	0	0
	6. Delivery Orders - All Other	0	0	0	0	0	0
	7. Other Procurement Methods	0	0	0	0	0	0
	8. TOTAL NEW AWARDS AND MODIFICATIONS	0	0	0	0	0	0
COMPETITION	9. Competed	0	0	0	0	0	0
	10. Not Competed	0	0	0	0	0	0
	11. Not Available for Competition	0	0	0	0	0	0
MODIFICATIONS	12. TOTAL MODIFICATIONS (Excluding Line 3)	0					0

PART II - SELECTED SOCIOECONOMIC STATISTICS (Includes both new awards and modifications)					
PREFERENCE PROGRAMS			TYPE OF CONTRACTOR		
CATEGORY	Number of Actions (a)	Total net Dollars (b)	CATEGORY	Number of Actions (a)	Total net Dollars (b)
13. Small Business - Small Purchase Set-Aside	0	0	18. Small Disadvantaged Business	0	0
14. Small Business Set-Aside	0	0	19. Woman-Owned Small Business	0	0
15. Labor Surplus Area Set-Aside	0	0	20. Sheltered Workshop	0	0
16. Combined Labor Surplus/ Small Business Set-Aside	0	0			
17. 8(a) Awards	0	0			

NUCLEAR REGULATORY COMMISSION
 Actions Reported Individually on SF279
 Fiscal Year 1994 Through Fourth Quarter

	Actions	Dollars (000)
TOTAL	205	12,050
CICA APPLICABILITY		
Pre-CICA	0	0
CICA Awards	205	12,050
Small Purchases	0	0
Subject to Statute other than CICA	0	0
KIND OF CONTRACT ACTION		
Initial Letter Contract	0	0
Def. Contract Superseding Letter	0	0
New Definitive Contract	28	3,945
Small Purchase Procedure	0	0
Order Under IDC	63	3,137
Order Under BOA	0	0
Order /Mod Under GSA Schedule	0	0
Order/Mod Under VA or OPM Schedule	0	0
Modifications	114	4,968
Termination for Default	0	0
Termination for Convenience	0	0
SYNOPSIS OF PROCUREMENT PRIOR TO AWARD		
Synopsized Prior to Award	152	8,381
Not Synopsized Due to Urgency	2	175
Not Synopsized for Other Reason	51	3,494

FEDERAL PROCUREMENT DATA SYSTEM
NUCLEAR REGULATORY COMMISSION
 Actions Reported Individually on SF279
 Fiscal Year 1994 Through Fourth Quarter

SOLICITATION PROCEDURE	Actions	Dollars (000)
Full and Open Competition - Sealed Bid	2	251
Full and Open Competition - Comp Proposal	119	4,284
Full and Open Competition - Combination	0	0
Architect Engineer	0	0
Basic Research	2	208
Multiple Award Schedule	0	0
Alternate Source/Reduced Cost	0	0
Alternate Source/Mobilization	0	0
Alternate Source/Eng R & D	0	0
Set-aside	21	1,641
Other than Full and Open Competition	81	5,685
FULL AND OPEN COMPETITION WITH ONLY ONE BIDDER/OFFERER	11	631
AUTHORITY FOR OTHER THAN FULL AND OPEN COMPETITION		
Only One Source	12	1,846
- Follow-on Contract	0	0
- Utilities (Regulated & Telecommunications)	0	0
Unusual & Compelling Urgency	4	295
Mobilization/Essential R&D	0	0
International Agreement	0	0
Authorized by Statute	45	3,544
Authorized Resale	0	0
National Security	0	0
Public Interest	0	0
EXTENT COMPETED		
Competed	172	7,281
Not Available for Competition	20	3,050
Follow-on to Competed Action	0	0
Not Competed	13	1,738
TYPE OF CONTRACT		
Fixed Price	35	3,179
Cost Reimbursement	169	8,775
Time and Material	0	0
Labor Hour	1	96
TYPE OF CONTRACTOR		
Small Disadvantaged Business	48	3,694
Other Small Business	94	2,781
Large Business	55	3,767
Sheltered Workshops	1	164
Educational & Nonprofit	7	1,593
State & Local Government	2	71
Foreign Contractor	0	0
Domestic Contractor Performing Outside US	0	0
WOMAN-OWNED SMALL BUSINESS	3	449
PREFERENCE PROGRAMS		
Directed to Sheltered Workshop	1	164
8 (a) Program	45	3,544
Combined LSA/SB Set-aside	0	0
Small Business Set-aside	22	1,798
Labor Surplus Area Set-aside	1	124
Tie Bid Preference	0	0
Buy Indian/Self Determination Act	0	0
No Preference Program or Not Listed	138	6,420
SUBJECT TO LABOR STATUTES		
Walsh Healy Act - Manufacturer	0	0
Walsh Healy Act - Dealer	6	758
Service Contract Act	36	1,848
Davis Bacon Act	0	0
Not Subject to Above Acts	163	9,448
PRODUCT OR SERVICE		
Supplies & Equipment	2	181
ADP Equipment, Purchase and Lease	8	825
Research & Development	17	2,326
Construction	0	0
Architect & Engineering	0	0
Real Property, Purchase & Lease, or Maintenance	0	0
ADP Services (includes Installation & Maintenance)	43	3,598
Other Services	135	5,120

FEDERAL PROCUREMENT DATA SYSTEM
OCCUPATIONAL SAFETY AND HEALTH REVIEW COMMISSION
Actions Reported in Summary on SF281
Fiscal Year 1994 Through Fourth Quarter

PART I - PRIME CONTRACTS							
PROCUREMENT METHODS	Number of Actions (a)	NET DOLLAR AMOUNTS (000)					
		Small Business Concerns (b)	Large Business Concerns (c)	Domestic Outside U.S./ Foreign (d)	Other Entities (e)	Total Dollars (f)	
1. Tariff or Regulated Acquisitions	0					0	
2. Contracts for Foreign Government or International Organization	0					0	
3. Small Purchases	354	85	87	0	0	172	
4. Delivery Orders - GSA Schedules Only	69	8	110	0	0	118	
5. Delivery Orders - Other Federal Schedules	5	0	10	0	0	10	
6. Delivery Orders - All Other	0	0	0	0	0	0	
7. Other Procurement Methods	34	4	0	0	28	32	
8. TOTAL NEW AWARDS AND MODIFICATIONS	462	97	207	0	28	332	
COMPETITION	9. Competed	434	97	207	0	7	311
	10. Not Competed	0	0	0	0	0	0
	11. Not Available for Competition	28	0	0	0	21	21
MODIFICATIONS	12. TOTAL MODIFICATIONS (Excluding Line 3)	38					-7

PART II - SELECTED SOCIOECONOMIC STATISTICS (Includes both new awards and modifications)					
PREFERENCE PROGRAMS			TYPE OF CONTRACTOR		
CATEGORY	Number of Actions (a)	Total net Dollars (b)	CATEGORY	Number of Actions (a)	Total net Dollars (b)
13. Small Business - Small Purchase Set-Aside	0	0	18. Small Disadvantaged Business	0	0
14. Small Business Set-Aside	2	-1	19. Woman-Owned Small Business	57	22
15. Labor Surplus Area Set-Aside	2	8	20. Sheltered Workshop	10	-2
16. Combined Labor Surplus/ Small Business Set-Aside	0	0			
17. 8(a) Awards	0	0			

OCCUPATIONAL SAFETY AND HEALTH REVIEW COMMISSION
Actions Reported Individually on SF279
Fiscal Year 1994 Through Fourth Quarter

	Actions	Dollars (000)
TOTAL	0	0
CICA APPLICABILITY		
Pre-CICA	0	0
CICA Awards	0	0
Small Purchases	0	0
Subject to Statute other than CICA	0	0
KIND OF CONTRACT ACTION		
Initial Letter Contract	0	0
Def. Contract Superseding Letter	0	0
New Definitive Contract	0	0
Small Purchase Procedure	0	0
Order Under IDC	0	0
Order Under BOA	0	0
Order /Mod Under GSA Schedule	0	0
Order/Mod Under VA or OPM Schedule	0	0
Modifications	0	0
Termination for Default	0	0
Termination for Convenience	0	0
SYNOPSIS OF PROCUREMENT PRIOR TO AWARD		
Synopsized Prior to Award	0	0
Not Synopsized Due to Urgency	0	0
Not Synopsized for Other Reason	0	0

FEDERAL PROCUREMENT DATA SYSTEM
OCCUPATIONAL SAFETY AND HEALTH REVIEW COMMISSION
 Actions Reported Individually on SF279
 Fiscal Year 1994 Through Fourth Quarter

SOLICITATION PROCEDURE	Actions	Dollars (000)
Full and Open Competition - Sealed Bid	0	0
Full and Open Competition - Comp Proposal	0	0
Full and Open Competition - Combination	0	0
Architect Engineer	0	0
Basic Research	0	0
Multiple Award Schedule	0	0
Alternate Source/Reduced Cost	0	0
Alternate Source/Mobilization	0	0
Alternate Source/Eng R & D	0	0
Set-aside	0	0
Other than Full and Open Competition	0	0
FULL AND OPEN COMPETITION WITH ONLY ONE BIDDER/OFFERER	0	0
AUTHORITY FOR OTHER THAN FULL AND OPEN COMPETITION		
Only One Source	0	0
- Follow-on Contract	0	0
- Utilities (Regulated & Telecommunications)	0	0
Unusual & Compelling Urgency	0	0
Mobilization/Essential R&D	0	0
International Agreement	0	0
Authorized by Statute	0	0
Authorized Resale	0	0
National Security	0	0
Public Interest	0	0
EXTENT COMPETED		
Competed	0	0
Not Available for Competition	0	0
Follow-on to Competed Action	0	0
Not Competed	0	0
TYPE OF CONTRACT		
Fixed Price	0	0
Cost Reimbursement	0	0
Time and Material	0	0
Labor Hour	0	0
TYPE OF CONTRACTOR		
Small Disadvantaged Business	0	0
Other Small Business	0	0
Large Business	0	0
Sheltered Workshops	0	0
Educational & Nonprofit	0	0
State & Local Government	0	0
Foreign Contractor	0	0
Domestic Contractor Performing Outside US	0	0
WOMAN-OWNED SMALL BUSINESS	0	0
PREFERENCE PROGRAMS		
Directed to Sheltered Workshop	0	0
8 (a) Program	0	0
Combined LSA/SB Set-aside	0	0
Small Business Set-aside	0	0
Labor Surplus Area Set-aside	0	0
Tie Bid Preference	0	0
Buy Indian/Self Determination Act	0	0
No Preference Program or Not Listed	0	0
SUBJECT TO LABOR STATUTES		
Walsh Healy Act - Manufacturer	0	0
Walsh Healy Act - Dealer	0	0
Service Contract Act	0	0
Davis Bacon Act	0	0
Not Subject to Above Acts	0	0
PRODUCT OR SERVICE		
Supplies & Equipment	0	0
ADP Equipment, Purchase and Lease	0	0
Research & Development	0	0
Construction	0	0
Architect & Engineering	0	0
Real Property, Purchase & Lease, or Maintenance	0	0
ADP Services (includes Installation & Maintenance)	0	0
Other Services	0	0

FEDERAL PROCUREMENT DATA SYSTEM
OFFICE OF PERSONNEL MANAGEMENT
Actions Reported in Summary on SF281
Fiscal Year 1994 Through Fourth Quarter

PART I - PRIME CONTRACTS						
PROCUREMENT METHODS	Number of Actions (a)	NET DOLLAR AMOUNTS (000)				
		Small Business Concerns (b)	Large Business Concerns (c)	Domestic Outside U.S./ Foreign (d)	Other Entities (e)	Total Dollars (f)
1. Tariff or Regulated Acquisitions	0					0
2. Contracts for Foreign Government or International Organization	0					0
3. Small Purchases	12,353	14,002	23,073	0	599	37,674
4. Delivery Orders - GSA Schedules Only	671	448	265	3	0	718
5. Delivery Orders - Other Federal Schedules	0	0	0	0	0	0
6. Delivery Orders - All Other	10	52	0	0	0	52
7. Other Procurement Methods	3	3	0	0	0	3
8. TOTAL NEW AWARDS AND MODIFICATIONS	13,037	14,505	23,338	3	599	36,445
9. Competed	3,876	7,591	22,350	0	52	29,993
10. Not Competed	1,926	1,863	328	0	2	2,193
11. Not Available for Competition	7,235	5,051	660	3	545	6,259
12. TOTAL MODIFICATIONS (Excluding Line 3)	0					0

PART II - SELECTED SOCIOECONOMIC STATISTICS (Includes both new awards and modifications)					
PREFERENCE PROGRAMS			TYPE OF CONTRACTOR		
CATEGORY	Number of Actions (a)	Total net Dollars (b)	CATEGORY	Number of Actions (a)	Total net Dollars (b)
13. Small Business - Small Purchase Set-Aside	10,142	14,002	18. Small Disadvantaged Business	613	931
14. Small Business Set-Aside	0	0	19. Woman-Owned Small Business	2,205	2,963
15. Labor Surplus Area Set-Aside	0	0	20. Sheltered Workshop	14	6
16. Combined Labor Surplus/ Small Business Set-Aside	0	0			
17. 8(a) Awards	0	0			

OFFICE OF PERSONNEL MANAGEMENT
Actions Reported Individually on SF279
Fiscal Year 1994 Through Fourth Quarter

	Actions	Dollars (000)
TOTAL	149	51,516
CICA APPLICABILITY		
Pre-CICA	0	0
CICA Awards	149	51,516
Small Purchases	0	0
Subject to Statute other than CICA	0	0
KIND OF CONTRACT ACTION		
Initial Letter Contract	0	0
Def. Contract Superseding Letter	0	0
New Definitive Contract	1	39
Small Purchase Procedure	0	0
Order Under IDC	144	51,327
Order Under BOA	0	0
Order /Mod Under GSA Schedule	4	150
Order/Mod Under VA or OPM Schedule	0	0
Modifications	0	0
Termination for Default	0	0
Termination for Convenience	0	0
SYNOPSIS OF PROCUREMENT PRIOR TO AWARD		
Synopsized Prior to Award	138	49,665
Not Synopsized Due to Urgency	0	0
Not Synopsized for Other Reason	11	1,851

FEDERAL PROCUREMENT DATA SYSTEM
OFFICE OF PERSONNEL MANAGEMENT
Actions Reported Individually on SF279
Fiscal Year 1994 Through Fourth Quarter

SOLICITATION PROCEDURE	Actions	Dollars (\$00)
Full and Open Competition - Sealed Bid	0	0
Full and Open Competition - Comp Proposal	128	48,527
Full and Open Competition - Combination	0	0
Architect Engineer	0	0
Basic Research	0	0
Multiple Award Schedule	5	1,274
Alternate Source/Reduced Cost	0	0
Alternate Source/Mobilization	0	0
Alternate Source/Eng R & D	0	0
Set-aside	3	138
Other than Full and Open Competition	15	1,576
FULL AND OPEN COMPETITION WITH ONLY ONE BIDDER/OFFERER	1	1,094
AUTHORITY FOR OTHER THAN FULL AND OPEN COMPETITION		
Only One Source	10	395
- Follow-on Contract	0	0
- Utilities (Regulated & Telecommunications)	0	0
Unusual & Compelling Urgency	0	0
Mobilization/Essential R&D	0	0
International Agreement	0	0
Authorized by Statute	5	1,181
Authorized Resale	0	0
National Security	0	0
Public Interest	0	0
EXTENT COMPETED		
Competed	135	50,030
Not Available for Competition	8	1,274
Follow-on to Competed Action	0	0
Not Competed	8	212
TYPE OF CONTRACT		
Fixed Price	144	48,342
Cost Reimbursement	1	1,119
Time and Material	0	0
Labor Hour	4	2,055
TYPE OF CONTRACTOR		
Small Disadvantaged Business	15	3,885
Other Small Business	52	20,506
Large Business	82	27,145
Sheltered Workshops	0	0
Educational & Nonprofit	0	0
State & Local Government	0	0
Foreign Contractor	0	0
Domestic Contractor Performing Outside US	0	0
WOMAN-OWNED SMALL BUSINESS	10	7,540
PREFERENCE PROGRAMS		
Directed to Sheltered Workshop	0	0
8 (a) Program	12	3,746
Combined LSA/SB Set-aside	4	103
Small Business Set-aside	3	155
Labor Surplus Area Set-aside	0	0
Tie Bid Preference	0	0
Buy Indian/Self Determination Act	0	0
No Preference Program or Not Listed	130	47,512
SUBJECT TO LABOR STATUTES		
Walsh Healy Act - Manufacturer	4	150
Walsh Healy Act - Dealer	0	0
Service Contract Act	33	8,182
Davis Bacon Act	2	5
Not Subject to Above Acts	110	42,169
PRODUCT OR SERVICE		
Supplies & Equipment	3	65
ADP Equipment, Purchase and Lease	2	242
Research & Development	0	0
Construction	2	5
Architect & Engineering	0	0
Real Property, Purchase & Lease, or Maintenance	0	0
ADP Services (includes Installation & Maintenance)	22	4,735
Other Services	120	48,469

**FEDERAL PROCUREMENT DATA SYSTEM
PEACE CORPS
Actions Reported in Summary on SF281
Fiscal Year 1994 Through Fourth Quarter**

PART I - PRIME CONTRACTS							
	PROCUREMENT METHODS	Number of Actions (a)	NET DOLLAR AMOUNTS (000)				
			Small Business Concerns (b)	Large Business Concerns (c)	Domestic Outside U.S./ Foreign (d)	Other Entities (e)	Total Dollars (f)
NEW AWARDS AND MODIFICATIONS	1. Tariff or Regulated Acquisitions	0					0
	2. Contracts for Foreign Government or International Organization	0					0
	3. Small Purchases	16,039	4,480	920	20,622	883	26,865
	4. Delivery Orders - GSA Schedules Only	158	59	568	0	91	718
	5. Delivery Orders - Other Federal Schedules	28	0	73	0	2	75
	6. Delivery Orders - All Other	35	1	77	0	0	78
	7. Other Procurement Methods	78	57	19	0	0	76
	8. TOTAL NEW AWARDS AND MODIFICATIONS	16,336	4,577	1,857	20,622	956	27,812
COMPETITION	9. Competed	6,216	3,098	754	8,694	32	13,578
	10. Not Competed	794	503	480	3,688	685	5,337
	11. Not Available for Competition	9,328	976	443	7,239	239	8,897
MODIFICATIONS	12. TOTAL MODIFICATIONS (Excluding Line 3)	187					49

PART II - SELECTED SOCIOECONOMIC STATISTICS (Includes both new awards and modifications)					
PREFERENCE PROGRAMS			TYPE OF CONTRACTOR		
CATEGORY	Number of Actions (a)	Total net Dollars (b)	CATEGORY	Number of Actions (a)	Total net Dollars (b)
13. Small Business - Small Purchase Set-Aside	0	0	18. Small Disadvantaged Business	14	84
14. Small Business Set-Aside	0	0	19. Women-Owned Small Business	61	851
15. Labor Surplus Area Set-Aside	0	0	20. Sheltered Workshop	0	0
16. Combined Labor Surplus/ Small Business Set-Aside	0	0			
17. 8(a) Awards	0	0			

**PEACE CORPS
Actions Reported Individually on SF279
Fiscal Year 1994 Through Fourth Quarter**

	Actions	Dollars (000)
TOTAL	194	18,931
CICA APPLICABILITY		
Pre-CICA	0	0
CICA Awards	194	18,931
Small Purchases	0	0
Subject to Statute other than CICA	0	0
KIND OF CONTRACT ACTION		
Initial Letter Contract	0	0
Def. Contract Superseding Letter	0	0
New Definitive Contract	94	6,236
Small Purchase Procedure	0	0
Order Under IDC	3	887
Order Under BOA	0	0
Order /Mod Under GSA Schedule	0	0
Order /Mod Under VA or OPM Schedule	1	-2
Modifications	96	11,810
Termination for Default	0	0
Termination for Convenience	0	0
SYNOPSIS OF PROCUREMENT PRIOR TO AWARD		
Synopsized Prior to Award	83	10,037
Not Synopsized Due to Urgency	0	0
Not Synopsized for Other Reason	111	8,894

FEDERAL PROCUREMENT DATA SYSTEM
PEACE CORPS
Actions Reported Individually on SF279
Fiscal Year 1994 Through Fourth Quarter

SOLICITATION PROCEDURE	Actions	Dollars (000)
Full and Open Competition - Sealed Bid	3	420
Full and Open Competition - Comp Proposal	148	13,484
Full and Open Competition - Combination	0	0
Architect Engineer	0	0
Basic Research	0	0
Multiple Award Schedule	8	804
Alternate Source/Reduced Cost	0	0
Alternate Source/Mobilization	0	0
Alternate Source/Eng R & D	0	0
Set-aside	4	1,455
Other than Full and Open Competition	31	2,788
FULL AND OPEN COMPETITION WITH ONLY ONE BIDDER/OFFERER	10	2,204
AUTHORITY FOR OTHER THAN FULL AND OPEN COMPETITION		
Only One Source	10	364
- Follow-on Contract	0	0
- Utilities (Regulated & Telecommunications)	0	0
Unusual & Compelling Urgency	0	0
Mobilization/Essential R&D	0	0
International Agreement	0	0
Authorized by Statute	21	2,424
Authorized Resale	0	0
National Security	0	0
Public Interest	0	0
EXTENT COMPETED		
Completed	163	16,143
Not Available for Competition	21	2,424
Follow-on to Competed Action	0	0
Not Competed	10	364
TYPE OF CONTRACT		
Fixed Price	138	8,812
Cost Reimbursement	40	8,464
Time and Material	6	455
Labor Hour	9	1,200
TYPE OF CONTRACTOR		
Small Disadvantaged Business	22	2,454
Other Small Business	20	2,525
Large Business	31	4,506
Sheltered Workshops	0	0
Educational & Nonprofit	2	275
State & Local Government	1	134
Foreign Contractor	62	3,803
Domestic Contractor Performing Outside US	56	5,234
WOMAN-OWNED SMALL BUSINESS	9	727
PREFERENCE PROGRAMS		
Directed to Sheltered Workshop	0	0
8 (a) Program	21	2,424
Combined LSA/SB Set-aside	0	0
Small Business Set-aside	8	1,832
Labor Surplus Area Set-aside	0	0
Tie Bid Preference	0	0
Buy Indian/Self Determination Act	0	0
No Preference Program or Not Listed	165	14,675
SUBJECT TO LABOR STATUTES		
Walsh Healy Act - Manufacturer	0	0
Walsh Healy Act - Dealer	13	1,868
Service Contract Act	16	1,111
Davis Bacon Act	0	0
Not Subject to Above Acts	165	15,952
PRODUCT OR SERVICE		
Supplies & Equipment	18	1,923
ADP Equipment, Purchase and Lease	3	420
Research & Development	0	0
Construction	0	0
Architect & Engineering	0	0
Real Property, Purchase & Lease, or Maintenance	17	601
ADP Services (includes Installation & Maintenance)	20	1,824
Other Services	136	14,183

FEDERAL PROCUREMENT DATA SYSTEM
PENNSYLVANIA AVENUE DEVELOPMENT CORPORATION
Actions Reported in Summary on SF281
Fiscal Year 1994 Through Fourth Quarter

PART I - PRIME CONTRACTS							
	PROCUREMENT METHODS	Number of Actions (a)	NET DOLLAR AMOUNTS (000)				Total Dollars (f)
			Small Business Concerns (b)	Large Business Concerns (c)	Domestic Outside U.S./ Foreign (d)	Other Entities (e)	
NEW AWARDS AND MODIFICATIONS	1. Tariff or Regulated Acquisitions	0					0
	2. Contracts for Foreign Government or International Organization	0					0
	3. Small Purchases	5	8	5	0	0	13
	4. Delivery Orders - GSA Schedules Only	15	24	19	0	0	43
	5. Delivery Orders - Other Federal Schedules	43	45	40	0	0	85
	6. Delivery Orders - All Other	100	117	99	0	0	216
	7. Other Procurement Methods	0	0	0	0	0	0
	8. TOTAL NEW AWARDS AND MODIFICATIONS	163	194	183	0	0	357
COMPETITION	9. Competed	100	150	132	0	0	282
	10. Not Competed	35	16	16	0	0	32
	11. Not Available for Competition	28	28	15	0	0	43
MODIFICATIONS	12. TOTAL MODIFICATIONS (Excluding Line 3)	0					0

PART II - SELECTED SOCIOECONOMIC STATISTICS (Includes both new awards and modifications)					
PREFERENCE PROGRAMS			TYPE OF CONTRACTOR		
CATEGORY	Number of Actions (a)	Total net Dollars (b)	CATEGORY	Number of Actions (a)	Total net Dollars (b)
13. Small Business - Small Purchase Set-Aside	0	0	18. Small Disadvantaged Business	1	6
14. Small Business Set-Aside	0	0	19. Woman-Owned Small Business	0	0
15. Labor Surplus Area Set-Aside	0	0	20. Sheltered Workshop	0	0
16. Combined Labor Surplus/ Small Business Set-Aside	0	0			
17. 8(a) Awards	0	0			

PENNSYLVANIA AVENUE DEVELOPMENT CORPORATION
Actions Reported Individually on SF279
Fiscal Year 1994 Through Fourth Quarter

	Actions	Dollars (000)
TOTAL	3	230
CICA APPLICABILITY		
Pre-CICA	1	88
CICA Awards	1	118
Small Purchases	0	0
Subject to Statute other than CICA	1	24
KIND OF CONTRACT ACTION		
Initial Letter Contract	0	0
Def. Contract Superseding Letter	0	0
New Definitive Contract	3	230
Small Purchase Procedure	0	0
Order Under IDC	0	0
Order Under BOA	0	0
Order /Mod Under GSA Schedule	0	0
Order/Mod Under VA or OPM Schedule	0	0
Modifications	0	0
Termination for Default	0	0
Termination for Convenience	0	0
SYNOPSIS OF PROCUREMENT PRIOR TO AWARD		
Synopsized Prior to Award	1	118
Not Synopsized Due to Urgency	0	0
Not Synopsized for Other Reason	2	112

FEDERAL PROCUREMENT DATA SYSTEM
PENNSYLVANIA AVENUE DEVELOPMENT CORPORATION
 Actions Reported Individually on SF279
 Fiscal Year 1994 Through Fourth Quarter

SOLICITATION PROCEDURE	Actions	Dollars (000)
Full and Open Competition - Sealed Bid	1	118
Full and Open Competition - Comp Proposal	0	0
Full and Open Competition - Combination	0	0
Architect Engineer	0	0
Basic Research	0	0
Multiple Award Schedule	0	0
Alternate Source/Reduced Cost	0	0
Alternate Source/Mobilization	0	0
Alternate Source/Eng R & D	0	0
Set-aside	0	0
Other than Full and Open Competition	0	0
FULL AND OPEN COMPETITION WITH ONLY ONE BIDDER/OFFERER	0	0
AUTHORITY FOR OTHER THAN FULL AND OPEN COMPETITION		
Only One Source	0	0
- Follow-on Contract	0	0
- Utilities (Regulated & Telecommunications)	0	0
Unusual & Compelling Urgency	0	0
Mobilization/Essential R&D	0	0
International Agreement	0	0
Authorized by Statute	0	0
Authorized Resale	0	0
National Security	0	0
Public Interest	0	0
EXTENT COMPETED		
Competed	1	118
Not Available for Competition	1	24
Follow-on to Competed Action	0	0
Not Competed	1	88
TYPE OF CONTRACT		
Fixed Price	3	230
Cost Reimbursement	0	0
Time and Material	0	0
Labor Hour	0	0
TYPE OF CONTRACTOR		
Small Disadvantaged Business	1	24
Other Small Business	0	0
Large Business	2	206
Sheltered Workshops	0	0
Educational & Nonprofit	0	0
State & Local Government	0	0
Foreign Contractor	0	0
Domestic Contractor Performing Outside US	0	0
WOMAN-OWNED SMALL BUSINESS	0	0
PREFERENCE PROGRAMS		
Directed to Sheltered Workshop	0	0
8 (a) Program	1	24
Combined LSA/SB Set-aside	0	0
Small Business Set-aside	0	0
Labor Surplus Area Set-aside	0	0
Tie Bid Preference	0	0
Buy Indian/Self Determination Act	0	0
No Preference Program or Not Listed	2	206
SUBJECT TO LABOR STATUTES		
Walsh Healy Act - Manufacturer	0	0
Walsh Healy Act - Dealer	0	0
Service Contract Act	0	0
Davis Bacon Act	0	0
Not Subject to Above Acts	3	230
PRODUCT OR SERVICE		
Supplies & Equipment	0	0
ADP Equipment, Purchase and Lease	0	0
Research & Development	0	0
Construction	0	0
Architect & Engineering	2	112
Real Property, Purchase & Lease, or Maintenance	0	0
ADP Services (includes Installation & Maintenance)	0	0
Other Services	1	118

FEDERAL PROCUREMENT DATA SYSTEM
RAILROAD RETIREMENT BOARD
Actions Reported in Summary on SF281
Fiscal Year 1994 Through Fourth Quarter

PART I - PRIME CONTRACTS							
	PROCUREMENT METHODS	Number of Actions (a)	NET DOLLAR AMOUNTS (000)				
			Small Business Concerns (b)	Large Business Concerns (c)	Domestic Outside U.S./ Foreign (d)	Other Entities (e)	Total Dollars (f)
NEW AWARDS AND MODIFICATIONS	1. Tariff or Regulated Acquisitions	0					0
	2. Contracts for Foreign Government or International Organization	0					0
	3. Small Purchases	2,618	1,517	878	0	49	2,444
	4. Delivery Orders - GSA Schedules Only	391	167	542	0	0	709
	5. Delivery Orders - Other Federal Schedules	23	31	31	0	0	62
	6. Delivery Orders - All Other	0	0	0	0	0	0
	7. Other Procurement Methods	0	0	0	0	0	0
	8. TOTAL NEW AWARDS AND MODIFICATIONS	3,032	1,715	1,451	0	49	3,215
COMPETITION	9. Competed	626	718	869	0	3	1,590
	10. Not Competed	112	347	332	0	19	698
	11. Not Available for Competition	2,294	650	250	0	27	927
MODIFICATIONS	12. TOTAL MODIFICATIONS (Excluding Line 3)	0					0

PART II - SELECTED SOCIOECONOMIC STATISTICS (Includes both new awards and modifications)					
PREFERENCE PROGRAMS			TYPE OF CONTRACTOR		
CATEGORY	Number of Actions (a)	Total net Dollars (b)	CATEGORY	Number of Actions (a)	Total net Dollars (b)
13. Small Business - Small Purchase Set-Aside	0	0	18. Small Disadvantaged Business	0	0
14. Small Business Set-Aside	0	0	19. Woman-Owned Small Business	0	0
15. Labor Surplus Area Set-Aside	0	0	20. Sheltered Workshop	0	0
16. Combined Labor Surplus/ Small Business Set-Aside	0	0			
17. 8(a) Awards	0	0			

RAILROAD RETIREMENT BOARD
Actions Reported Individually on SF279
Fiscal Year 1994 Through Fourth Quarter

	Actions	Dollars (000)
TOTAL	46	3,537
CICA APPLICABILITY		
Pre-CICA	0	0
CICA Awards	46	3,537
Small Purchases	0	0
Subject to Statute other than CICA	0	0
KIND OF CONTRACT ACTION		
Initial Letter Contract	0	0
Def. Contract Superseding Letter	0	0
New Definitive Contract	5	309
Small Purchase Procedure	0	0
Order Under IDC	10	435
Order Under BOA	0	0
Order /Mod Under GSA Schedule	9	821
Order/Mod Under VA or OPM Schedule	0	0
Modifications	25	1,972
Termination for Default	0	0
Termination for Convenience	0	0
SYNOPSIS OF PROCUREMENT PRIOR TO AWARD		
Synopsized Prior to Award	42	2,885
Not Synopsized Due to Urgency	0	0
Not Synopsized for Other Reason	7	652

FEDERAL PROCUREMENT DATA SYSTEM
RAILROAD RETIREMENT BOARD
Actions Reported Individually on SF279
Fiscal Year 1994 Through Fourth Quarter

SOLICITATION PROCEDURE	Actions	Dollars (000)
Full and Open Competition - Sealed Bid	9	494
Full and Open Competition - Comp Proposal	22	1,857
Full and Open Competition - Combination	0	0
Architect Engineer	0	0
Basic Research	0	0
Multiple Award Schedule	0	0
Alternate Source/Reduced Cost	8	781
Alternate Source/Mobilization	0	0
Alternate Source/Eng R & D	0	0
Set-aside	0	0
Other than Full and Open Competition	10	405
FULL AND OPEN COMPETITION WITH ONLY ONE BIDDER/OFFERER	0	0
AUTHORITY FOR OTHER THAN FULL AND OPEN COMPETITION		
Only One Source	10	405
- Follow-on Contract	0	0
- Utilities (Regulated & Telecommunications)	9	363
Unusual & Compelling Urgency	0	0
Mobilization/Essential R&D	0	0
International Agreement	0	0
Authorized by Statute	0	0
Authorized Resale	0	0
National Security	0	0
Public Interest	0	0
EXTENT COMPETED		
Completed	39	3,132
Not Available for Competition	9	363
Follow-on to Competed Action	0	0
Not Competed	1	42
TYPE OF CONTRACT		
Fixed Price	49	3,537
Cost Reimbursement	0	0
Time and Material	0	0
Labor Hour	0	0
TYPE OF CONTRACTOR		
Small Disadvantaged Business	0	0
Other Small Business	19	1,637
Large Business	30	1,900
Sheltered Workshops	0	0
Educational & Nonprofit	0	0
State & Local Government	0	0
Foreign Contractor	0	0
Domestic Contractor Performing Outside US	0	0
WOMAN-OWNED SMALL BUSINESS	0	0
PREFERENCE PROGRAMS		
Directed to Sheltered Workshop	0	0
8 (a) Program	0	0
Combined LSA/SB Set-aside	0	0
Small Business Set-aside	11	636
Labor Surplus Area Set-aside	0	0
Tie Bid Preference	0	0
Buy Indian/Self Determination Act	0	0
No Preference Program or Not Listed	38	2,898
SUBJECT TO LABOR STATUTES		
Walsh Healy Act - Manufacturer	10	987
Walsh Healy Act - Dealer	2	129
Service Contract Act	16	1,038
Davis Bacon Act	0	0
Not Subject to Above Acts	21	1,383
PRODUCT OR SERVICE		
Supplies & Equipment	1	57
ADP Equipment, Purchase and Lease	3	137
Research & Development	0	0
Construction	0	0
Architect & Engineering	0	0
Real Property, Purchase & Lease, or Maintenance	0	0
ADP Services (includes Installation & Maintenance)	18	1,181
Other Services	27	2,162

FEDERAL PROCUREMENT DATA SYSTEM
SECURITIES AND EXCHANGE COMMISSION
 Actions Reported in Summary on SF281
 Fiscal Year 1994 Through Fourth Quarter

PART I - PRIME CONTRACTS							
	PROCUREMENT METHODS	Number of Actions (a)	NET DOLLAR AMOUNTS (000)				Total Dollars (f)
			Small Business Concerns (b)	Large Business Concerns (c)	Domestic Outside U.S./ Foreign (d)	Other Entities (e)	
NEW AWARDS AND MODIFICATIONS	1. Tariff or Regulated Acquisitions	0					0
	2. Contracts for Foreign Government or International Organization	0					0
	3. Small Purchases	2,778	5,545	1,143	0	0	6,688
	4. Delivery Orders - GSA Schedules Only	308	793	801	0	0	1,594
	5. Delivery Orders - Other Federal Schedules	0	0	0	0	0	0
	6. Delivery Orders - All Other	0	0	0	0	0	0
	7. Other Procurement Methods	0	0	0	0	0	0
	8. TOTAL NEW AWARDS AND MODIFICATIONS	3,084	6,338	1,944	0	0	8,282
COMPETITION	9. Competed	638	2,408	1,315	0	0	3,721
	10. Not Competed	2,448	3,932	629	0	0	4,561
	11. Not Available for Competition	0	0	0	0	0	0
MODIFICATIONS	12. TOTAL MODIFICATIONS (Excluding Line 3)	0					0

PART II - SELECTED SOCIOECONOMIC STATISTICS (Includes both new awards and modifications)					
PREFERENCE PROGRAMS			TYPE OF CONTRACTOR		
CATEGORY	Number of Actions (a)	Total net Dollars (b)	CATEGORY	Number of Actions (a)	Total net Dollars (b)
13. Small Business - Small Purchase Set-Aside	2,338	5,545	18. Small Disadvantaged Business	0	0
14. Small Business Set-Aside	0	0	19. Woman-Owned Small Business	0	0
15. Labor Surplus Area Set-Aside	0	0	20. Sheltered Workshop	0	0
16. Combined Labor Surplus/ Small Business Set-Aside	0	0			
17. 8(a) Awards	0	0			

SECURITIES AND EXCHANGE COMMISSION
 Actions Reported Individually on SF279
 Fiscal Year 1994 Through Fourth Quarter

	Actions	Dollars (000)
TOTAL	107	25,330
CICA APPLICABILITY		
Pre-CICA	0	0
CICA Awards	105	25,210
Small Purchases	0	0
Subject to Statute other than CICA	0	0
KIND OF CONTRACT ACTION		
Initial Letter Contract	0	0
Def. Contract Superseding Letter	0	0
New Definitive Contract	18	2,913
Small Purchase Procedure	0	0
Order Under IDC	41	8,670
Order Under BOA	2	235
Order /Mod Under GSA Schedule	21	2,683
Order/Mod Under VA or OPM Schedule	0	0
Modifications	25	10,829
Termination for Default	0	0
Termination for Convenience	0	0
SYNOPSIS OF PROCUREMENT PRIOR TO AWARD		
Synopsized Prior to Award	34	5,086
Not Synopsized Due to Urgency	1	58
Not Synopsized for Other Reason	70	20,066

FEDERAL PROCUREMENT DATA SYSTEM
SECURITIES AND EXCHANGE COMMISSION
Actions Reported Individually on SF279
Fiscal Year 1994 Through Fourth Quarter

SOLICITATION PROCEDURE	Actions	Dollars (000)
Full and Open Competition - Sealed Bid	0	0
Full and Open Competition - Comp Proposal	12	8,947
Full and Open Competition - Combination	0	0
Architect Engineer	0	0
Basic Research	0	0
Multiple Award Schedule	18	2,034
Alternate Source/Reduced Cost	0	0
Alternate Source/Mobilization	0	0
Alternate Source/Eng R & D	0	0
Set-aside	0	0
Other than Full and Open Competition	75	13,288
FULL AND OPEN COMPETITION WITH ONLY ONE BIDDER/OFFERER	4	789
AUTHORITY FOR OTHER THAN FULL AND OPEN COMPETITION		
Only One Source	18	1,078
- Follow-on Contract	4	251
- Utilities (Regulated & Telecommunications)	0	0
Unusual & Compelling Urgency	3	151
Mobilization/Essential R&D	0	0
International Agreement	1	60
Authorized by Statute	53	12,000
Authorized Resale	0	0
National Security	0	0
Public Interest	0	0
EXTENT COMPETED		
Competed	31	11,881
Not Available for Competition	58	12,208
Follow-on to Competed Action	0	0
Not Competed	18	1,023
TYPE OF CONTRACT		
Fixed Price	82	10,842
Cost Reimbursement	7	8,418
Time and Material	0	0
Labor Hour	18	5,952
TYPE OF CONTRACTOR		
Small Disadvantaged Business	41	9,247
Other Small Business	20	2,888
Large Business	37	12,321
Sheltered Workshops	0	0
Educational & Nonprofit	7	758
State & Local Government	0	0
Foreign Contractor	0	0
Domestic Contractor Performing Outside US	0	0
WOMAN-OWNED SMALL BUSINESS	1	33
PREFERENCE PROGRAMS		
Directed to Sheltered Workshop	0	0
8 (a) Program	41	9,247
Combined LSA/SB Set-aside	0	0
Small Business Set-aside	0	0
Labor Surplus Area Set-aside	0	0
Tie Bid Preference	0	0
Buy Indian/Self Determination Act	0	0
No Preference Program or Not Listed	64	15,983
SUBJECT TO LABOR STATUTES		
Walsh Healy Act - Manufacturer	14	2,032
Walsh Healy Act - Dealer	35	3,623
Service Contract Act	17	14,183
Davis Bacon Act	0	0
Not Subject to Above Acts	39	5,372
PRODUCT OR SERVICE		
Supplies & Equipment	8	722
ADP Equipment, Purchase and Lease	35	5,083
Research & Development	0	0
Construction	0	0
Architect & Engineering	0	0
Real Property, Purchase & Lease, or Maintenance	0	0
ADP Services (includes Installation & Maintenance)	38	15,958
Other Services	26	3,567

**FEDERAL PROCUREMENT DATA SYSTEM
SELECTIVE SERVICE SYSTEM
Actions Reported in Summary on SF281
Fiscal Year 1994 Through Fourth Quarter**

PART I - PRIME CONTRACTS							
	PROCUREMENT METHODS	Number of Actions (a)	NET DOLLAR AMOUNTS (000)				Total Dollars (f)
			Small Business Concerns (b)	Large Business Concerns (c)	Domestic Outside U.S./ Foreign (d)	Other Entities (e)	
NEW AWARDS AND MODIFICATIONS	1. Tariff or Regulated Acquisitions	0					0
	2. Contracts for Foreign Government or International Organization	0					0
	3. Small Purchases	904	599	287	0	20	906
	4. Delivery Orders - GSA Schedules Only	167	173	277	0	3	453
	5. Delivery Orders - Other Federal Schedules	11	5	61	0	0	66
	6. Delivery Orders - All Other	4	0	1	0	3	4
	7. Other Procurement Methods	68	104	4	0	33	141
	8. TOTAL NEW AWARDS AND MODIFICATIONS	1,154	881	630	0	59	1,570
COMPETITION	9. Competed	580	600	351	0	0	951
	10. Not Competed	255	128	90	0	1	219
	11. Not Available for Competition	319	153	189	0	58	400
MODIFICATIONS	12. TOTAL MODIFICATIONS (Excluding Line 3)	98					155

PART II - SELECTED SOCIOECONOMIC STATISTICS (Includes both new awards and modifications)					
PREFERENCE PROGRAMS			TYPE OF CONTRACTOR		
CATEGORY	Number of Actions (a)	Total net Dollars (b)	CATEGORY	Number of Actions (a)	Total net Dollars (b)
13. Small Business - Small Purchase Set-Aside	3	4	18. Small Disadvantaged Business	66	58
14. Small Business Set-Aside	0	0	19. Woman-Owned Small Business	137	119
15. Labor Surplus Area Set-Aside	0	0	20. Sheltered Workshop	0	0
16. Combined Labor Surplus/ Small Business Set-Aside	0	0			
17. 8(a) Awards	0	0			

**SELECTIVE SERVICE SYSTEM
Actions Reported Individually on SF279
Fiscal Year 1994 Through Fourth Quarter**

	Actions	Dollars (000)
TOTAL	5	176
CICA APPLICABILITY		
Pre-CICA	0	0
CICA Awards	5	176
Small Purchases	0	0
Subject to Statute other than CICA	0	0
KIND OF CONTRACT ACTION		
Initial Letter Contract	0	0
Def. Contract Superseding Letter	0	0
New Definitive Contract	1	39
Small Purchase Procedure	0	0
Order Under IDC	2	85
Order Under BOA	0	0
Order /Mod Under GSA Schedule	2	52
Order/Mod Under VA or OPM Schedule	0	0
Modifications	0	0
Termination for Default	0	0
Termination for Convenience	0	0
SYNOPSIS OF PROCUREMENT PRIOR TO AWARD		
Synopsized Prior to Award	1	27
Not Synopsized Due to Urgency	0	0
Not Synopsized for Other Reason	4	149

FEDERAL PROCUREMENT DATA SYSTEM
SELECTIVE SERVICE SYSTEM
Actions Reported Individually on SF279
Fiscal Year 1994 Through Fourth Quarter

SOLICITATION PROCEDURE	Actions	Dollars (000)
Full and Open Competition - Sealed Bid	0	0
Full and Open Competition - Comp Proposal	0	0
Full and Open Competition - Combination	0	0
Architect Engineer	0	0
Basic Research	0	0
Multiple Award Schedule	4	137
Alternate Source/Reduced Cost	0	0
Alternate Source/Mobilization	0	0
Alternate Source/Eng R & D	0	0
Set-aside	0	0
Other than Full and Open Competition	1	39
FULL AND OPEN COMPETITION WITH ONLY ONE BIDDER/OFFERER	0	0
AUTHORITY FOR OTHER THAN FULL AND OPEN COMPETITION		
Only One Source	1	39
- Follow-on Contract	0	0
- Utilities (Regulated & Telecommunications)	0	0
Unusual & Compelling Urgency	0	0
Mobilization/Essential R&D	0	0
International Agreement	0	0
Authorized by Statute	0	0
Authorized Resale	0	0
National Security	0	0
Public Interest	0	0
EXTENT COMPETED		
Competed	4	137
Not Available for Competition	0	0
Follow-on to Competed Action	0	0
Not Competed	1	39
TYPE OF CONTRACT		
Fixed Price	5	176
Cost Reimbursement	0	0
Time and Material	0	0
Labor Hour	0	0
TYPE OF CONTRACTOR		
Small Disadvantaged Business	0	0
Other Small Business	2	85
Large Business	3	91
Sheltered Workshops	0	0
Educational & Nonprofit	0	0
State & Local Government	0	0
Foreign Contractor	0	0
Domestic Contractor Performing Outside US	0	0
WOMAN-OWNED SMALL BUSINESS	0	0
PREFERENCE PROGRAMS		
Directed to Sheltered Workshop	0	0
8 (a) Program	0	0
Combined LSA/SB Set-aside	0	0
Small Business Set-aside	0	0
Labor Surplus Area Set-aside	0	0
Tie Bid Preference	0	0
Buy Indian/Self Determination Act	0	0
No Preference Program or Not Listed	5	176
SUBJECT TO LABOR STATUTES		
Walsh Healy Act - Manufacturer	2	52
Walsh Healy Act - Dealer	0	0
Service Contract Act	0	0
Davis Bacon Act	0	0
Not Subject to Above Acts	3	124
PRODUCT OR SERVICE		
Supplies & Equipment	2	52
ADP Equipment, Purchase and Lease	2	85
Research & Development	0	0
Construction	0	0
Architect & Engineering	0	0
Real Property, Purchase & Lease, or Maintenance	0	0
ADP Services (includes Installation & Maintenance)	0	0
Other Services	1	39

**FEDERAL PROCUREMENT DATA SYSTEM
 SMALL BUSINESS ADMINISTRATION
 Actions Reported in Summary on SF281
 Fiscal Year 1994 Through Fourth Quarter**

PART I - PRIME CONTRACTS							
NEW AWARDS AND MODIFICATIONS	PROCUREMENT METHODS	Number of Actions (a)	NET DOLLAR AMOUNTS (000)				Total Dollars (f)
			Small Business Concerns (b)	Large Business Concerns (c)	Domestic Outside U.S./ Foreign (d)	Other Entities (e)	
	1. Tariff or Regulated Acquisitions	78					149
	2. Contracts for Foreign Government or International Organization	0					0
	3. Small Purchases	3,600	2,207	1,309	0	114	3,630
	4. Delivery Orders - GSA Schedules Only	1,272	729	1,336	9	21	2,095
	5. Delivery Orders - Other Federal Schedules	90	4	31	0	17	52
	6. Delivery Orders - All Other	244	248	155	0	0	403
	7. Other Procurement Methods	641	170	155	0	0	325
	8. TOTAL NEW AWARDS AND MODIFICATIONS	5,923	3,358	2,996	9	152	6,854
COMPETITION	9. Competed	1,443	1,135	1,348	0	10	2,493
	10. Not Competed	2,343	1,691	1,146	9	92	3,087
	11. Not Available for Competition	2,137	532	492	0	50	1,074
MODIFICATIONS	12. TOTAL MODIFICATIONS (Excluding Line 3)	478					212

PART II - SELECTED SOCIOECONOMIC STATISTICS (Includes both new awards and modifications)					
REFERENCE PROGRAMS			TYPE OF CONTRACTOR		
CATEGORY	Number of Actions (a)	Total net Dollars (b)	CATEGORY	Number of Actions (a)	Total net Dollars (b)
13. Small Business - Small Purchase Set-Aside	379	430	18. Small Disadvantaged Business	213	598
14. Small Business Set-Aside	14	18	19. Woman-Owned Small Business	53	44
15. Labor Surplus Area Set-Aside	1	0	20. Sheltered Workshop	0	0
16. Combined Labor Surplus/ Small Business Set-Aside	0	0			
17. 8(a) Awards	74	175			

**SMALL BUSINESS ADMINISTRATION
 Actions Reported Individually on SF279
 Fiscal Year 1994 Through Fourth Quarter**

	Actions	Dollars (000)
TOTAL	81	15,873
CICA APPLICABILITY		
Pre-CICA	0	0
CICA Awards	79	15,860
Small Purchases	0	0
Subject to Statute other than CICA	2	13
KIND OF CONTRACT ACTION		
Initial Letter Contract	0	0
Def. Contract Superseding Letter	0	0
New Definitive Contract	6	298
Small Purchase Procedure	0	0
Order Under IDC	30	3,820
Order Under BOA	1	4
Order /Mod Under GSA Schedule	5	656
Order/Mod Under VA or OPM Schedule	0	0
Modifications	39	11,094
Termination for Default	0	0
Termination for Convenience	0	0
SYNOPSIS OF PROCUREMENT PRIOR TO AWARD		
Synopsized Prior to Award	24	9,435
Not Synopsized Due to Urgency	1	100
Not Synopsized for Other Reason	56	6,338

FEDERAL PROCUREMENT DATA SYSTEM
SMALL BUSINESS ADMINISTRATION
Actions Reported Individually on SF279
Fiscal Year 1994 Through Fourth Quarter

SELECTION PROCEDURE	Actions	Dollars (\$00)
Full and Open Competition - Sealed Bid	0	0
Full and Open Competition - Comp Proposal	13	7,298
Full and Open Competition - Combination	0	0
Architect Engineer	0	0
Basic Research	0	0
Multiple Award Schedule	5	656
Alternate Source/Reduced Cost	0	0
Alternate Source/Mobilization	0	0
Alternate Source/Eng R & D	0	0
Set-aside	2	911
Other than Full and Open Competition	59	6,995
FULL AND OPEN COMPETITION WITH ONLY ONE BIDDER/OFFERER	1	81
AUTHORITY FOR OTHER THAN FULL AND OPEN COMPETITION		
Only One Source	11	1,474
- Follow-on Contract	1	7
- Utilities (Regulated & Telecommunications)	1	40
Unusual & Compelling Urgency	1	100
Mobilization/Essential R&D	0	0
International Agreement	1	216
Authorized by Statute	48	5,205
Authorized Resale	0	0
National Security	0	0
Public Interest	0	0
EXTENT COMPETED		
Competed	22	8,878
Not Available for Competition	54	6,641
Follow-on to Competed Action	0	0
Not Competed	5	354
TYPE OF CONTRACT		
Fixed Price	64	12,838
Cost Reimbursement	7	2,384
Time and Material	0	0
Labor Hour	10	641
TYPE OF CONTRACTOR		
Small Disadvantaged Business	56	6,602
Other Small Business	6	1,157
Large Business	19	8,114
Sheltered Workshops	0	0
Educational & Nonprofit	0	0
State & Local Government	0	0
Foreign Contractor	0	0
Domestic Contractor Performing Outside US	0	0
WOMAN-OWNED SMALL BUSINESS	5	143
PREFERENCE PROGRAMS		
Directed to Sheltered Workshop	0	0
8 (a) Program	55	6,535
Combined LSA/SB Set-aside	0	0
Small Business Set-aside	5	1,159
Labor Surplus Area Set-aside	0	0
Tie Bid Preference	0	0
Buy Indian/Self Determination Act	0	0
No Preference Program or Not Listed	21	8,179
SUBJECT TO LABOR STATUTES		
Walsh Healy Act - Manufacturer	17	1,235
Walsh Healy Act - Dealer	3	816
Service Contract Act	48	11,782
Davis Bacon Act	3	255
Not Subject to Above Acts	12	1,775
PRODUCT OR SERVICE		
Supplies & Equipment	1	45
ADP Equipment, Purchase and Lease	3	895
Research & Development	2	130
Construction	3	255
Architect & Engineering	0	0
Real Property, Purchase & Lease, or Maintenance	2	268
ADP Services (includes Installation & Maintenance)	50	13,491
Other Services	20	789

**FEDERAL PROCUREMENT DATA SYSTEM
SMITHSONIAN INSTITUTION
Actions Reported in Summary on SF281
Fiscal Year 1994 Through Fourth Quarter**

PART I - PRIME CONTRACTS							
	PROCUREMENT METHODS	Number of Actions (a)	NET DOLLAR AMOUNTS (000)				
			Small Business Concerns (b)	Large Business Concerns (c)	Domestic Outside U.S./ Foreign (d)	Other Entities (e)	Total Dollars (f)
NEW AWARDS AND MODIFICATIONS	1. Tariff or Regulated Acquisitions	3					5
	2. Contracts for Foreign Government or International Organization	13					16
	3. Small Purchases	17,410	11,907	3,984	110	171	16,152
	4. Delivery Orders - GSA Schedules Only	689	1,191	2,077	0	19	3,287
	5. Delivery Orders - Other Federal Schedules	17	-27	3	0	22	-2
	6. Delivery Orders - All Other	205	60	400	0	83	553
	7. Other Procurement Methods	4,379	87	1,944	0	32	2,063
	8. TOTAL NEW AWARDS AND MODIFICATIONS	22,896	13,218	8,388	110	337	22,074
COMPETITION	9. Competed	2,735	4,060	3,838	0	68	8,064
	10. Not Competed	5,062	6,030	1,088	104	69	7,301
	11. Not Available for Competition	14,899	3,128	3,382	6	200	6,709
MODIFICATIONS	12. TOTAL MODIFICATIONS (Excluding Line 3)	0					0

PART II - SELECTED SOCIOECONOMIC STATISTICS (Includes both new awards and modifications)					
PREFERENCE PROGRAMS			TYPE OF CONTRACTOR		
CATEGORY	Number of Actions (a)	Total net Dollars (b)	CATEGORY	Number of Actions (a)	Total net Dollars (b)
13. Small Business - Small Purchase Set-Aside	5,367	10,178	18. Small Disadvantaged Business	594	837
14. Small Business Set-Aside	319	235	19. Woman-Owned Small Business	1,505	2,140
15. Labor Surplus Area Set-Aside	9	21	20. Sheltered Workshop	6	0
16. Combined Labor Surplus/ Small Business Set-Aside	3	4			
17. 8(a) Awards	18	18			

**SMITHSONIAN INSTITUTION
Actions Reported Individually on SF279
Fiscal Year 1994 Through Fourth Quarter**

	Actions	Dollars (000)
TOTAL	354	29,465
CICA APPLICABILITY		
Pre-CICA	3	69
CICA Awards	318	27,190
Small Purchases	0	0
Subject to Statute other than CICA	33	2,206
KIND OF CONTRACT ACTION		
Initial Letter Contract	2	153
Def. Contract Superseding Letter	0	0
New Definitive Contract	52	8,700
Small Purchase Procedure	0	0
Order Under IDC	11	1,644
Order Under BOA	1	26
Order /Mod Under GSA Schedule	0	0
Order/Mod Under VA or OPM Schedule	0	0
Modifications	288	18,942
Termination for Default	0	0
Termination for Convenience	0	0
SYNOPSIS OF PROCUREMENT PRIOR TO AWARD		
Synopsized Prior to Award	145	9,661
Not Synopsized Due to Urgency	0	0
Not Synopsized for Other Reason	209	19,804

FEDERAL PROCUREMENT DATA SYSTEM
SMITHSONIAN INSTITUTION
Actions Reported Individually on SF279
Fiscal Year 1994 Through Fourth Quarter

SOLICITATION PROCEDURE	Actions	Dollars (000)
Full and Open Competition - Sealed Bid	26	1,422
Full and Open Competition - Comp Proposal	140	8,035
Full and Open Competition - Combination	2	40
Architect Engineer	41	3,106
Basic Research	0	0
Multiple Award Schedule	0	0
Alternate Source/Reduced Cost	0	0
Alternate Source/Mobilization	0	0
Alternate Source/Eng R & D	0	0
Set-aside	24	713
Other than Full and Open Competition	85	13,874
FULL AND OPEN COMPETITION WITH ONLY ONE BIDDER/OFFERER	56	1,648
AUTHORITY FOR OTHER THAN FULL AND OPEN COMPETITION		
Only One Source	64	13,123
- Follow-on Contract	27	6,299
- Utilities (Regulated & Telecommunications)	0	0
Unusual & Compelling Urgency	3	129
Mobilization/Essential R&D	1	10
International Agreement	0	0
Authorized by Statute	16	549
Authorized Resale	0	0
National Security	0	0
Public Interest	1	63
EXTENT COMPLETED		
Completed	241	15,193
Not Available for Competition	39	2,318
Follow-on to Completed Action	7	264
Not Completed	67	11,690
TYPE OF CONTRACT		
Fixed Price	350	29,339
Cost Reimbursement	0	0
Time and Material	1	80
Labor Hour	3	46
TYPE OF CONTRACTOR		
Small Disadvantaged Business	64	3,213
Other Small Business	173	15,888
Large Business	95	7,966
Sheltered Workshops	3	109
Educational & Nonprofit	13	1,815
State & Local Government	1	33
Foreign Contractor	2	107
Domestic Contractor Performing Outside US	3	534
WOMAN-OWNED SMALL BUSINESS	17	2,982
PREFERENCE PROGRAMS		
Directed to Sheltered Workshop	1	-7
8 (a) Program	46	2,644
Combined LSA/SB Set-aside	0	0
Small Business Set-aside	17	1,837
Labor Surplus Area Set-aside	0	0
Tie Bid Preference	0	0
Buy Indian/Self Determination Act	0	0
No Preference Program or Not Listed	290	24,991
SUBJECT TO LABOR STATUTES		
Walsh Healy Act - Manufacturer	2	54
Walsh Healy Act - Dealer	6	569
Service Contract Act	24	18
Davis Bacon Act	98	8,337
Not Subject to Above Acts	224	20,487
PRODUCT OR SERVICE		
Supplies & Equipment	18	1,559
ADP Equipment, Purchase and Lease	7	522
Research & Development	0	0
Construction	139	10,557
Architect & Engineering	53	10,078
Real Property, Purchase & Lease, or Maintenance	24	1,789
ADP Services (includes Installation & Maintenance)	9	314
Other Services	104	4,646

**FEDERAL PROCUREMENT DATA SYSTEM
 TENNESSEE VALLEY AUTHORITY
 Actions Reported in Summary on SF281
 Fiscal Year 1994 Through Fourth Quarter**

PART I - PRIME CONTRACTS							
	PROCUREMENT METHODS	Number of Actions (a)	NET DOLLAR AMOUNTS (000)				Total Dollars (f)
			Small Business Concerns (b)	Large Business Concerns (c)	Domestic Outside U.S./ Foreign (d)	Other Entities (e)	
NEW AWARDS AND MODIFICATIONS	1. Tariff or Regulated Acquisitions	0					0
	2. Contracts for Foreign Government or International Organization	0					0
	3. Small Purchases	20,288	50,997	18,194	40	7,825	78,056
	4. Delivery Orders - GSA Schedules Only	0	0	0	0	0	0
	5. Delivery Orders - Other Federal Schedules	0	0	0	0	0	0
	6. Delivery Orders - All Other	41,543	25,959	20,423	0	5,540	51,922
	7. Other Procurement Methods	4	0	0	0	6	6
	8. TOTAL NEW AWARDS AND MODIFICATIONS	61,835	76,956	38,617	40	13,371	129,984
COMPETITION	9. Competed	40,417	52,331	29,411	5	6,865	88,612
	10. Not Competed	21,417	24,625	10,206	35	6,505	41,371
	11. Not Available for Competition	1	0	0	0	1	1
MODIFICATIONS	12. TOTAL MODIFICATIONS (Excluding Line 3)	0					0

PART II - SELECTED SOCIOECONOMIC STATISTICS (Includes both new awards and modifications)					
PREFERENCE PROGRAMS			TYPE OF CONTRACTOR		
CATEGORY	Number of Actions (a)	Total net Dollars (b)	CATEGORY	Number of Actions (a)	Total net Dollars (b)
13. Small Business - Small Purchase Set-Aside	0	0	18. Small Disadvantaged Business	12,326	7,181
14. Small Business Set-Aside	11,062	30,676	19. Woman-Owned Small Business	2,544	4,615
15. Labor Surplus Area Set-Aside	3	5	20. Sheltered Workshop	0	0
16. Combined Labor Surplus/ Small Business Set-Aside	8	32			
17. 8(a) Awards	9,601	1,322			

**TENNESSEE VALLEY AUTHORITY
 Actions Reported Individually on SF279
 Fiscal Year 1994 Through Fourth Quarter**

	Actions	Dollars (000)
TOTAL	3,492	1,574,006
CICA APPLICABILITY		
Pre-CICA	0	0
CICA Awards	3,279	826,332
Small Purchases	0	0
Subject to Statute other than CICA	213	647,676
KIND OF CONTRACT ACTION		
Initial Letter Contract	6	11,182
Def. Contract Superseding Letter	0	0
New Definitive Contract	1,825	1,005,646
Small Purchase Procedure	0	0
Order Under IDC	1,091	126,486
Order Under BOA	0	0
Order /Mod Under GSA Schedule	51	3,981
Order/Mod Under VA or OPM Schedule	0	0
Modifications	519	426,733
Termination for Default	0	0
Termination for Convenience	0	0
SYNOPSIS OF PROCUREMENT PRIOR TO AWARD		
Synopsized Prior to Award	67	29,026
Not Synopsized Due to Urgency	350	191,484
Not Synopsized for Other Reason	3,075	1,353,518

FEDERAL PROCUREMENT DATA SYSTEM
TENNESSEE VALLEY AUTHORITY
Actions Reported Individually on SF279
Fiscal Year 1994 Through Fourth Quarter

SOLICITATION PROCEDURE	Actions	Dollars (000)
Full and Open Competition - Sealed Bid	802	130,540
Full and Open Competition - Comp Proposal	1,488	511,903
Full and Open Competition - Combination	5	837
Architect Engineer	1	499
Basic Research	0	0
Multiple Award Schedule	51	3,961
Alternate Source/Reduced Cost	0	0
Alternate Source/Mobilization	0	0
Alternate Source/Eng R & D	0	0
Set-aside	163	20,051
Other than Full and Open Competition	771	258,541
FULL AND OPEN COMPETITION WITH ONLY ONE BIDDER/OFFERER	287	62,841
AUTHORITY FOR OTHER THAN FULL AND OPEN COMPETITION		
Only One Source	417	84,577
- Follow-on Contract	2	840
- Utilities (Regulated & Telecommunications)	0	0
Unusual & Compelling Urgency	353	183,932
Mobilization/Essential R&D	0	0
International Agreement	0	0
Authorized by Statute	1	32
Authorized Resale	0	0
National Security	0	0
Public Interest	0	0
EXTENT COMPETED		
Competed	2,747	911,185
Not Available for Competition	2	452
Follow-on to Competed Action	4	2,294
Not Competed	739	660,077
TYPE OF CONTRACT		
Fixed Price	3,242	841,025
Cost Reimbursement	7	103,219
Time and Material	28	2,686
Labor Hour	217	627,078
TYPE OF CONTRACTOR		
Small Disadvantaged Business	149	19,558
Other Small Business	1,570	201,180
Large Business	1,728	1,325,257
Sheltered Workshops	0	0
Educational & Nonprofit	10	4,081
State & Local Government	31	5,274
Foreign Contractor	6	18,678
Domestic Contractor Performing Outside US	0	0
WOMAN-OWNED SMALL BUSINESS	90	9,737
PREFERENCE PROGRAMS		
Directed to Sheltered Workshop	0	0
8 (a) Program	6	1,471
Combined LSA/SB Set-aside	3	652
Small Business Set-aside	404	41,049
Labor Surplus Area Set-aside	130	134,344
Tie Bid Preference	0	0
Buy Indian/Self Determination Act	0	0
No Preference Program or Not Listed	2,949	1,396,292
SUBJECT TO LABOR STATUTES		
Walsh Healy Act - Manufacturer	284	50,152
Walsh Healy Act - Dealer	2	380
Service Contract Act	0	0
Davis Bacon Act	0	0
Not Subject to Above Acts	3,206	1,523,476
PRODUCT OR SERVICE		
Supplies & Equipment	2,467	719,048
ADP Equipment, Purchase and Lease	132	17,945
Research & Development	0	0
Construction	141	15,529
Architect & Engineering	29	18,682
Real Property, Purchase & Lease, or Maintenance	3	117
ADP Services (includes Installation & Maintenance)	30	9,372
Other Services	690	793,315

FEDERAL PROCUREMENT DATA SYSTEM
U. S. SOLDIERS AND AIRMENS HOME
Actions Reported in Summary on SF281
Fiscal Year 1994 Through Fourth Quarter

PART I - PRIME CONTRACTS							
	PROCUREMENT METHODS	Number of Actions (a)	NET DOLLAR AMOUNTS (000)				
			Small Business Concerns (b)	Large Business Concerns (c)	Domestic Outside U.S./ Foreign (d)	Other Entities (e)	Total Dollars (f)
NEW AWARDS AND MODIFICATIONS	1. Tariff or Regulated Acquisitions	2					7
	2. Contracts for Foreign Government or International Organization	0					0
	3. Small Purchases	1,671	1,634	590	0	6	2,230
	4. Delivery Orders - GSA Schedules Only	180	162	136	5	18	321
	5. Delivery Orders - Other Federal Schedules	104	38	33	0	0	69
	6. Delivery Orders - All Other	92	188	19	0	1	208
	7. Other Procurement Methods	39	19	1	4	3	27
	8. TOTAL NEW AWARDS AND MODIFICATIONS	2,088	2,039	779	9	28	2,862
COMPETITION	9. Competed	1,176	1,539	605	0	0	2,160
	10. Not Competed	806	425	133	5	3	565
	11. Not Available for Competition	106	75	41	4	25	137
MODIFICATIONS	12. TOTAL MODIFICATIONS (Excluding Line 3)	59					33

PART II - SELECTED SOCIOECONOMIC STATISTICS (Includes both new awards and modifications)					
PREFERENCE PROGRAMS			TYPE OF CONTRACTOR		
CATEGORY	Number of Actions (a)	Total net Dollars (b)	CATEGORY	Number of Actions (a)	Total net Dollars (b)
13. Small Business - Small Purchase Set-Aside	1,079	1,540	18. Small Disadvantaged Business	72	100
14. Small Business Set-Aside	16	44	19. Woman-Owned Small Business	143	129
15. Labor Surplus Area Set-Aside	0	0	20. Sheltered Workshop	18	24
16. Combined Labor Surplus/ Small Business Set-Aside	0	0			
17. 8(a) Awards	0	0			

U. S. SOLDIERS AND AIRMENS HOME
Actions Reported Individually on SF279
Fiscal Year 1994 Through Fourth Quarter

	Actions	Dollars (000)
TOTAL	42	5,433
CICA APPLICABILITY		
Pre-CICA	0	0
CICA Awards	42	5,433
Small Purchases	0	0
Subject to Statute other than CICA	0	0
KIND OF CONTRACT ACTION		
Initial Letter Contract	1	246
Def. Contract Superseding Letter	0	0
New Definitive Contract	4	359
Small Purchase Procedure	0	0
Order Under IDC	0	0
Order Under BOA	0	0
Order /Mod Under GSA Schedule	1	26
Order/Mod Under VA or OPM Schedule	0	0
Modifications	36	4,802
Termination for Default	0	0
Termination for Convenience	0	0
SYNOPSIS OF PROCUREMENT PRIOR TO AWARD		
Synopsized Prior to Award	13	669
Not Synopsized Due to Urgency	2	42
Not Synopsized for Other Reason	27	4,722

FEDERAL PROCUREMENT DATA SYSTEM
U. S. SOLDIERS AND AIRMENS HOME
 Actions Reported Individually on SF279
 Fiscal Year 1994 Through Fourth Quarter

	Actions	Dollars (000)
SOLICITATION PROCEDURE		
Full and Open Competition - Sealed Bid	9	588
Full and Open Competition - Comp Proposal	2	18
Full and Open Competition - Combination	0	0
Architect Engineer	0	0
Basic Research	0	0
Multiple Award Schedule	1	28
Alternate Source/Reduced Cost	0	0
Alternate Source/Mobilization	0	0
Alternate Source/Eng R & D	0	0
Set-aside	0	0
Other than Full and Open Competition	30	4,801
FULL AND OPEN COMPETITION WITH ONLY ONE BIDDER/OFFERER	0	0
AUTHORITY FOR OTHER THAN FULL AND OPEN COMPETITION		
Only One Source	28	4,758
- Follow-on Contract	1	37
- Utilities (Regulated & Telecommunications)	3	1,286
Unusual & Compelling Urgency	2	42
Mobilization/Essential R&D	0	0
International Agreement	0	0
Authorized by Statute	0	0
Authorized Resale	0	0
National Security	0	0
Public Interest	0	0
EXTENT COMPETED		
Competed	18	686
Not Available for Competition	20	2,706
Follow-on to Competed Action	0	0
Not Competed	8	2,041
TYPE OF CONTRACT		
Fixed Price	42	5,433
Cost Reimbursement	0	0
Time and Material	0	0
Labor Hour	0	0
TYPE OF CONTRACTOR		
Small Disadvantaged Business	7	96
Other Small Business	8	546
Large Business	15	2,228
Sheltered Workshops	8	2,041
Educational & Nonprofit	0	0
State & Local Government	8	522
Foreign Contractor	0	0
Domestic Contractor Performing Outside US	0	0
WOMAN-OWNED SMALL BUSINESS	2	482
PREFERENCE PROGRAMS		
Directed to Sheltered Workshop	8	2,041
& (a) Program	0	0
Combined LSA/SB Set-aside	0	0
Small Business Set-aside	0	0
Labor Surplus Area Set-aside	0	0
Tie Bid Preference	0	0
Buy Indian/Self Determination Act	0	0
No Preference Program or Not Listed	36	3,392
SUBJECT TO LABOR STATUTES		
Walsh Healy Act - Manufacturer	11	929
Walsh Healy Act - Dealer	0	0
Service Contract Act	13	2,137
Davis Bacon Act	2	482
Not Subject to Above Acts	16	1,875
PRODUCT OR SERVICE		
Supplies & Equipment	6	2,029
ADP Equipment, Purchase and Lease	3	68
Research & Development	0	0
Construction	2	492
Architect & Engineering	0	0
Real Property, Purchase & Lease, or Maintenance	0	0
ADP Services (includes Installation & Maintenance)	0	0
Other Services	31	2,844

FEDERAL PROCUREMENT DATA SYSTEM
U. S. TRADE & DEVELOPMENT AGENCY
Actions Reported in Summary on SF281
Fiscal Year 1994 Through Fourth Quarter

PART I - PRIME CONTRACTS							
	PROCUREMENT METHODS	Number of Actions (a)	NET DOLLAR AMOUNTS (000)				Total Dollars (f)
			Small Business Concerns (b)	Large Business Concerns (c)	Domestic Outside U.S./ Foreign (d)	Other Entities (e)	
NEW AWARDS AND MODIFICATIONS	1. Tariff or Regulated Acquisitions	0					0
	2. Contracts for Foreign Government or International Organization	0					0
	3. Small Purchases	361	2,020	0	0	0	2,020
	4. Delivery Orders - GSA Schedules Only	0	0	0	0	0	0
	5. Delivery Orders - Other Federal Schedules	0	0	0	0	0	0
	6. Delivery Orders - All Other	0	0	0	0	0	0
	7. Other Procurement Methods	0	0	0	0	0	0
	8. TOTAL NEW AWARDS AND MODIFICATIONS	361	2,020	0	0	0	2,020
COMPETITION	9. Competed	355	2,010	0	0	0	2,010
	10. Not Competed	1	7	0	0	0	7
	11. Not Available for Competition	5	3	0	0	0	3
MODIFICATIONS	12. TOTAL MODIFICATIONS (Excluding Line 3)	8					800

PART II - SELECTED SOCIOECONOMIC STATISTICS (Includes both new awards and modifications)					
PREFERENCE PROGRAMS			TYPE OF CONTRACTOR		
CATEGORY	Number of Actions (a)	Total net Dollars (b)	CATEGORY	Number of Actions (a)	Total net Dollars (b)
13. Small Business - Small Purchase Set-Aside	0	0	18. Small Disadvantaged Business	10	196
14. Small Business Set-Aside	0	0	19. Woman-Owned Small Business	18	141
15. Labor Surplus Area Set-Aside	0	0	20. Sheltered Workshop	0	0
16. Combined Labor Surplus/ Small Business Set-Aside	0	0			
17. 8(a) Awards	0	0			

U. S. TRADE & DEVELOPMENT AGENCY
Actions Reported Individually on SF279
Fiscal Year 1994 Through Fourth Quarter

	Actions	Dollars (000)
TOTAL	11	707
CICA APPLICABILITY		
Pre-CICA	0	0
CICA Awards	11	707
Small Purchases	0	0
Subject to Statute other than CICA	0	0
KIND OF CONTRACT ACTION		
Initial Letter Contract	0	0
Def. Contract Superseding Letter	0	0
New Definitive Contract	9	537
Small Purchase Procedure	0	0
Order Under IDC	2	170
Order Under BOA	0	0
Order /Mod Under GSA Schedule	0	0
Order/Mod Under VA or OPM Schedule	0	0
Modifications	0	0
Termination for Default	0	0
Termination for Convenience	0	0
SYNOPSIS OF PROCUREMENT PRIOR TO AWARD		
Synopsized Prior to Award	7	444
Not Synopsized Due to Urgency	1	50
Not Synopsized for Other Reason	3	213

FEDERAL PROCUREMENT DATA SYSTEM
U. S. TRADE & DEVELOPMENT AGENCY
Actions Reported Individually on SF279
Fiscal Year 1994 Through Fourth Quarter

	Actions	Dollars (000)
SELECTION PROCEDURE		
Full and Open Competition - Sealed Bid	0	0
Full and Open Competition - Comp Proposal	4	241
Full and Open Competition - Combination	3	203
Architect Engineer	0	0
Basic Research	0	0
Multiple Award Schedule	0	0
Alternate Source/Reduced Cost	0	0
Alternate Source/Mobilization	0	0
Alternate Source/Eng R & D	0	0
Set-aside	1	60
Other than Full and Open Competition	3	203
FULL AND OPEN COMPETITION WITH ONLY ONE BIDDER/OFFERER	1	60
AUTHORITY FOR OTHER THAN FULL AND OPEN COMPETITION		
Only One Source	2	153
- Follow-on Contract	0	0
- Utilities (Regulated & Telecommunications)	0	0
Unusual & Compelling Urgency	1	50
Mobilization/Essential R&D	0	0
International Agreement	0	0
Authorized by Statute	0	0
Authorized Resale	0	0
National Security	0	0
Public Interest	0	0
EXTENT COMPLETED		
Completed	8	504
Not Available for Competition	1	33
Follow-on to Completed Action	0	0
Not Completed	2	170
TYPE OF CONTRACT		
Fixed Price	10	634
Cost Reimbursement	1	73
Time and Material	0	0
Labor Hour	0	0
TYPE OF CONTRACTOR		
Small Disadvantaged Business	3	230
Other Small Business	4	218
Large Business	3	182
Sheltered Workshops	0	0
Educational & Nonprofit	1	97
State & Local Government	0	0
Foreign Contractor	0	0
Domestic Contractor Performing Outside US	0	0
WOMAN-OWNED SMALL BUSINESS	2	83
PREFERENCE PROGRAMS		
Directed to Sheltered Workshop	0	0
8 (a) Program	1	60
Combined LSA/SB Set-aside	0	0
Small Business Set-aside	0	0
Labor Surplus Area Set-aside	0	0
Tie Bid Preference	0	0
Buy Indian/Self Determination Act	0	0
No Preference Program or Not Listed	10	647
SUBJECT TO LABOR STATUTES		
Walsh Healy Act - Manufacturer	0	0
Walsh Healy Act - Dealer	0	0
Service Contract Act	10	587
Davis Bacon Act	0	0
Not Subject to Above Acts	1	120
PRODUCT OR SERVICE		
Supplies & Equipment	0	0
ADP Equipment, Purchase and Lease	0	0
Research & Development	0	0
Construction	0	0
Architect & Engineering	0	0
Real Property, Purchase & Lease, or Maintenance	0	0
ADP Services (includes Installation & Maintenance)	0	0
Other Services	11	707

FEDERAL PROCUREMENT DATA SYSTEM
UNITED STATES ARMS CONTROL AND DISARMAMENT AGENCY
Actions Reported in Summary on SF281
Fiscal Year 1994 Through Fourth Quarter

PART I - PRIME CONTRACTS							
PROCUREMENT METHODS	Number of Actions (a)	NET DOLLAR AMOUNTS (000)					Total Dollars (f)
		Small Business Concerns (b)	Large Business Concerns (c)	Domestic Outside U.S./ Foreign (d)	Other Entities (e)		
1. Tariff or Regulated Acquisitions	0						0
2. Contracts for Foreign Government or International Organization	0						0
NEW AWARDS AND MODIFICATIONS							
3. Small Purchases	178	628	296	0	0	924	
4. Delivery Orders - GSA Schedules Only	47	140	166	0	0	306	
5. Delivery Orders - Other Federal Schedules	1	0	25	0	0	25	
6. Delivery Orders - All Other	14	28	155	0	0	183	
7. Other Procurement Methods	11	87	3	0	19	109	
8. TOTAL NEW AWARDS AND MODIFICATIONS	251	883	645	0	19	1,547	
COMPETITION							
9. Competed	42	103	277	0	0	380	
10. Not Competed	169	607	336	0	0	943	
11. Not Available for Competition	40	173	32	0	19	224	
MODIFICATIONS							
12. TOTAL MODIFICATIONS (Excluding Line 3)	17					78	

PART II - SELECTED SOCIOECONOMIC STATISTICS (Includes both new awards and modifications)					
PREFERENCE PROGRAMS			TYPE OF CONTRACTOR		
CATEGORY	Number of Actions (a)	Total net Dollars (b)	CATEGORY	Number of Actions (a)	Total net Dollars (b)
13. Small Business - Small Purchase Set-Aside	50	156	18. Small Disadvantaged Business	5	5
14. Small Business Set-Aside	0	0	19. Woman-Owned Small Business	18	54
15. Labor Surplus Area Set-Aside	0	0	20. Sheltered Workshop	0	0
16. Combined Labor Surplus/ Small Business Set-Aside	0	0			
17. 8(a) Awards	0	0			

UNITED STATES ARMS CONTROL AND DISARMAMENT AGENCY
Actions Reported Individually on SF279
Fiscal Year 1994 Through Fourth Quarter

	Actions	Dollars (000)
TOTAL	61	4,739
CICA APPLICABILITY		
Pre-CICA	0	0
CICA Awards	60	4,467
Small Purchases	0	0
Subject to Statute other than CICA	1	272
KIND OF CONTRACT ACTION		
Initial Letter Contract	0	0
Def. Contract Superseding Letter	0	0
New Definitive Contract	4	1,036
Small Purchase Procedure	0	0
Order Under IDC	30	1,789
Order Under BOA	0	0
Order /Mod Under GSA Schedule	23	942
Order/Mod Under VA or OPM Schedule	0	0
Modifications	4	892
Termination for Default	0	0
Termination for Convenience	0	0
SYNOPSIS OF PROCUREMENT PRIOR TO AWARD		
Synopsized Prior to Award	60	4,467
Not Synopsized Due to Urgency	0	0
Not Synopsized for Other Reason	1	272

FEDERAL PROCUREMENT DATA SYSTEM
UNITED STATES ARMS CONTROL AND DISARMAMENT AGENCY
 Actions Reported Individually on SF279
 Fiscal Year 1994 Through Fourth Quarter

SOLICITATION PROCEDURE	Actions	Dollars (000)
Full and Open Competition - Sealed Bid	0	0
Full and Open Competition - Comp Proposal	33	2,580
Full and Open Competition - Combination	0	0
Architect Engineer	0	0
Basic Research	0	0
Multiple Award Schedule	23	842
Alternate Source/Reduced Cost	0	0
Alternate Source/Mobilization	0	0
Alternate Source/Eng R & D	0	0
Set-aside	1	301
Other than Full and Open Competition	3	644
FULL AND OPEN COMPETITION WITH ONLY ONE BIDDER/OFFERER	0	0
AUTHORITY FOR OTHER THAN FULL AND OPEN COMPETITION	3	644
Only One Source	3	644
- Follow-on Contract	0	0
- Utilities (Regulated & Telecommunications)	0	0
Unusual & Compelling Urgency	0	0
Mobilization/Essential R&D	0	0
International Agreement	0	0
Authorized by Statute	0	0
Authorized Resale	0	0
National Security	0	0
Public Interest	0	0
EXTENT COMPETED	57	3,823
Competed	57	3,823
Not Available for Competition	1	272
Follow-on to Competed Action	0	0
Not Competed	3	644
TYPE OF CONTRACT	34	1,785
Fixed Price	34	1,785
Cost Reimbursement	21	1,001
Time and Material	1	272
Labor Hour	5	1,681
TYPE OF CONTRACTOR	4	671
Small Disadvantaged Business	4	671
Other Small Business	14	722
Large Business	43	3,346
Sheltered Workshops	0	0
Educational & Nonprofit	0	0
State & Local Government	0	0
Foreign Contractor	0	0
Domestic Contractor Performing Outside US	0	0
WOMAN-OWNED SMALL BUSINESS	2	98
PREFERENCE PROGRAMS	59	4,166
Directed to Sheltered Workshop	0	0
8 (a) Program	1	272
Combined LSA/SB Set-aside	0	0
Small Business Set-aside	1	301
Labor Surplus Area Set-aside	0	0
Tie Bid Preference	0	0
Buy Indian/Self Determination Act	0	0
No Preference Program or Not Listed	59	4,166
SUBJECT TO LABOR STATUTES	13	506
Walsh Healy Act - Manufacturer	13	506
Walsh Healy Act - Dealer	18	1,138
Service Contract Act	6	1,953
Davis Bacon Act	0	0
Not Subject to Above Acts	24	1,142
PRODUCT OR SERVICE	2	71
Supplies & Equipment	2	71
ADP Equipment, Purchase and Lease	32	1,714
Research & Development	0	0
Construction	0	0
Architect & Engineering	0	0
Real Property, Purchase & Lease, or Maintenance	0	0
ADP Services (includes Installation & Maintenance)	8	1,953
Other Services	21	1,001

FEDERAL PROCUREMENT DATA SYSTEM
UNITED STATES INFORMATION AGENCY
Actions Reported in Summary on SF281
Fiscal Year 1994 Through Fourth Quarter

PART I - PRIME CONTRACTS							
	PROCUREMENT METHODS	Number of Actions (a)	NET DOLLAR AMOUNTS (000)				Total Dollars (f)
			Small Business Concerns (b)	Large Business Concerns (c)	Domestic Outside U.S./ Foreign (d)	Other Entities (e)	
NEW AWARDS AND MODIFICATIONS	1. Tariff or Regulated Acquisitions	164					618
	2. Contracts for Foreign Government or International Organization	0					0
	3. Small Purchases	19,635	20,958	4,777	141	291	26,167
	4. Delivery Orders - GSA Schedules Only	2,448	4,226	4,983	0	4	9,213
	5. Delivery Orders - Other Federal Schedules	1,335	25	2,918	0	25	2,968
	6. Delivery Orders - All Other	1,051	2,653	800	24	38	3,515
	7. Other Procurement Methods	34	72	34	6	84	196
	8. TOTAL NEW AWARDS AND MODIFICATIONS	24,667	27,934	13,512	171	442	42,675
COMPETITION	9. Competed	6,758	12,211	4,339	159	96	16,804
	10. Not Competed	10,271	10,718	7,190	11	136	17,959
	11. Not Available for Competition	7,638	5,005	1,883	1	210	7,912
MODIFICATIONS	12. TOTAL MODIFICATIONS (Excluding Line 3)	0					0

PART II - SELECTED SOCIOECONOMIC STATISTICS (Includes both new awards and modifications)					
CATEGORY	PREFERENCE PROGRAMS		CATEGORY	TYPE OF CONTRACTOR	
	Number of Actions (a)	Total net Dollars (b)		Number of Actions (a)	Total net Dollars (b)
13. Small Business - Small Purchase Set-Aside	15,458	19,804	18. Small Disadvantaged Business	773	1,858
14. Small Business Set-Aside	274	846	19. Woman-Owned Small Business	3,003	3,457
15. Labor Surplus Area Set-Aside	0	0	20. Sheltered Workshop	4	13
16. Combined Labor Surplus/ Small Business Set-Aside	0	0			
17. 8(a) Awards	126	646			

UNITED STATES INFORMATION AGENCY
Actions Reported Individually on SF279
Fiscal Year 1994 Through Fourth Quarter

	Actions	Dollars (000)
TOTAL	557	71,714
CICA APPLICABILITY		
Pre-CICA	6	1,825
CICA Awards	549	69,877
Small Purchases	0	0
Subject to Statute other than CICA	2	12
KIND OF CONTRACT ACTION		
Initial Letter Contract	1	900
Def. Contract Superseding Letter	0	0
New Definitive Contract	61	20,682
Small Purchase Procedure	0	0
Order Under IDC	286	17,252
Order Under BOA	0	0
Order /Mod Under GSA Schedule	74	4,715
Order/Mod Under VA or OPM Schedule	2	90
Modifications	133	28,075
Termination for Default	0	0
Termination for Convenience	0	0
SYNOPSIS OF PROCUREMENT PRIOR TO AWARD		
Synopsisized Prior to Award	339	56,285
Not Synopsisized Due to Urgency	11	690
Not Synopsisized for Other Reason	207	14,739

FEDERAL PROCUREMENT DATA SYSTEM
UNITED STATES INFORMATION AGENCY
Actions Reported Individually on SF279
Fiscal Year 1994 Through Fourth Quarter

	Actions	Dollars (000)
SOLICITATION PROCEDURE		
Full and Open Competition - Sealed Bid	96	9,315
Full and Open Competition - Comp Proposal	182	38,051
Full and Open Competition - Combination	0	0
Architect Engineer	7	852
Basic Research	0	0
Multiple Award Schedule	73	4,685
Alternate Source/Reduced Cost	0	0
Alternate Source/Mobilization	0	0
Alternate Source/Eng R & D	0	0
Set-aside	4	30
Other than Full and Open Competition	187	16,944
FULL AND OPEN COMPETITION WITH ONLY ONE BIDDER/OFFERER	30	10,119
AUTHORITY FOR OTHER THAN FULL AND OPEN COMPETITION		
Only One Source	115	12,132
- Follow-on Contract	0	0
- Utilities (Regulated & Telecommunications)	49	5,320
Unusual & Compelling Urgency	11	690
Mobilization/Essential R&D	1	100
International Agreement	5	320
Authorized by Statute	55	3,702
Authorized Resale	0	0
National Security	0	0
Public Interest	0	0
EXTENT COMPETED		
Completed	374	52,910
Not Available for Competition	135	12,062
Follow-on to Completed Action	3	2,188
Not Completed	45	4,554
TYPE OF CONTRACT		
Fixed Price	539	70,106
Cost Reimbursement	4	168
Time and Material	14	1,440
Labor Hour	0	0
TYPE OF CONTRACTOR		
Small Disadvantaged Business	62	4,224
Other Small Business	187	15,164
Large Business	281	37,034
Sheltered Workshops	0	0
Educational & Nonprofit	4	218
State & Local Government	0	0
Foreign Contractor	22	15,027
Domestic Contractor Performing Outside US	1	47
WOMAN-OWNED SMALL BUSINESS	15	849
PREFERENCE PROGRAMS		
Directed to Sheltered Workshop	0	0
8 (a) Program	55	3,702
Combined LSA/SB Set-aside	0	0
Small Business Set-aside	11	792
Labor Surplus Area Set-aside	1	1,850
Tie Bid Preference	0	0
Buy Indian/Self Determination Act	0	0
No Preference Program or Not Listed	490	65,370
SUBJECT TO LABOR STATUTES		
Walsh Healy Act - Manufacturer	148	18,784
Walsh Healy Act - Dealer	43	2,105
Service Contract Act	32	3,188
Devis Bacon Act	2	55
Not Subject to Above Acts	332	47,572
PRODUCT OR SERVICE		
Supplies & Equipment	155	33,797
ADP Equipment, Purchase and Lease	75	4,563
Research & Development	0	0
Construction	2	55
Architect & Engineering	22	923
Real Property, Purchase & Lease, or Maintenance	3	205
ADP Services (includes Installation & Maintenance)	54	6,762
Other Services	246	25,409