


*Green*  
*MA 4/28*  
*Circulate*



# FEDERAL PROCUREMENT DATA SYSTEM

FEDERAL PROCUREMENT DATA SYSTEM

STANDARD REPORT

FISCAL YEAR 1985 FOURTH QUARTER

(JULY 1, 1985 THROUGH SEPTEMBER 30, 1985)

PREPARED BY  
**U.S. GENERAL SERVICES ADMINISTRATION**  
**FEDERAL PROCUREMENT DATA CENTER**  
EXECUTIVE AGENT FOR  
**OFFICE OF FEDERAL PROCUREMENT POLICY**  
**OFFICE OF MANAGEMENT AND BUDGET**

# THE FPDC SPECIAL REPORT

## What It Is, And How To Get It

---

### Background

The Federal Procurement Data Center (FPDC) — part of the General Services Administration — operates an automated data system of Federal government procurement information that you can easily obtain for a reasonable fee. The FPDC master file contains detailed information on the goods and services as well as research and development activities purchased by over 60 federal agencies. Data on individual contracts over \$10,000 (\$25,000 for the Department of Defense) are included in the system.

One of the most useful services offered is the FPDC Special Report. These reports can help you in your work if you need to know detailed information about government contracting activities: what products and services the Federal government buys, whom it buys from, or in what parts of the country. This information is not readily available in such detail from any other source.

Corporations, trade associations, law firms, CPAs, ad agencies, and marketing executives nationwide, along with Members of Congress and executive branch officials, are among those for whom FPDC Special Reports can be invaluable.

You can use special reports to:

- track an individual agency's procurement performance;
- develop marketing plans;
- use resources more effectively;
- locate competitors or markets; or
- alter product lines.

### What A Special Report Includes

We can design and produce a special computer report tailor-made to accommodate your requirements for specific federal procurement information based on almost any combination of 25 data elements (shown on the attached Standard Form 279). You have your choice of virtually hundreds of ways that this information can be formulated. Most users of the FPDC data base, however, request a special report based on some combination of the following categories:

- Reporting Agency (Federal agency originating contract action)
- Contract Number (Number identifying contract)
- Purchasing or Contracting Office (Office within agency letting contract)

- Date of Action (Date agency makes award)
- Contractor Name and Address (Name and address of company to which contract is awarded)
- Principal Place of Performance (City, state, or county where service is actually performed or item is manufactured)
- Total Dollars Obligated or Deobligated (Amount of award or rescission)
- Kind of Contract Action (New, modification, order under GSA Schedule, termination, etc.)
- Principal Product or Service (As defined in FPDC Product/Service Code Manual)
- Method of Contracting (How contract is let, such as formally advertised, negotiated, competitive or non-competitive, etc.)
- Type of Business (Size, minority or disadvantaged status, state/local government, profit or nonprofit, etc.)

### How To Order

To request a special report, simply contact the Data Center on 703/235-1326. One of the FPDC analysts will discuss your requirements, provide insights into the uses that can be made of FPDC data, and help you refine your request and report format to ensure that your needs are satisfied. Once the report is defined, the analyst will give you a cost estimate for your report and a proposed date for its completion.

You will then need to confirm your request in writing and provide your billing address to expedite processing. If you have any unusual time requirements or other special considerations such as whether you want the finished report delivered by express service or courier, tell the FPDC analyst who will make every effort to accommodate your needs.

Most special reports take 2-5 working days depending on the backlog of requests and the complexity of the report. They usually cost between \$250 and \$400 depending on the volume of data to be printed, the number of fiscal years to be searched, and the overall complexity of the report.

For more information or assistance, call 703-235-1326 or write:

**Federal Procurement Data Center**  
4040 N. Fairfax Drive, Suite 900  
Arlington, VA 22203.

---

PLEASE CIRCULATE.....

SELWESKI, Teresa \_\_\_\_\_ Date \_\_\_\_\_

DARBY, Darlene \_\_\_\_\_ Date \_\_\_\_\_

COOKE, Christine bob Date 5/1/86

CREEDON, Michael J.C. Date 5/5

DAVIS, Lynne L.R. Date 5/5/86

DEMPSEY, Vicki V Date 5/5

EATON, Roland "RD" Date 5/6/86

~~HARRIS, Carolyn~~ CA Date 5/2

HIBNER, Linda LH Date 5/9

JACKSON, Jacquie jyx Date 5/1

JOHNSON, Hannah \_\_\_\_\_ Date \_\_\_\_\_

~~MARTIN, Beverly~~ Bjm Date 4/30/86

~~MCCULLOUGH, Rosa~~ Rm Date 5/2/86

REICHENBACH, Dottie \_\_\_\_\_ Date \_\_\_\_\_

SLIE, Michael Mut Date 5/8/86

SMITH, David DM Date 5/9

STEWART, Robert \_\_\_\_\_ Date \_\_\_\_\_

STEWART, Russtine \_\_\_\_\_ Date \_\_\_\_\_

## HIGHLIGHTS

This is an **INTERIM** report displaying the year-to-date statistics for Fiscal Year 1985. The estimated completion publication date for the final report is September 1986. The Competition in Contracting Act (CICA) resulted in major changes to the Federal Procurement Data System (FPDS). The Office of Federal Procurement Policy, in conjunction with the FPDS Policy Advisory Board, has made major revisions to the Standard Report, and computer programming requirements preclude issuing the Standard Report at this time. This interim report excludes the following graphs and charts which normally appear in the FPDS Standard Report: Agency Reporting Performance for Current Fiscal Period (p. iii), and Federal Procurement History (p. iv). CICA data are not displayed in the Snapshot Reports but a pie chart depicting the Degree of Competitiveness (p. 12) for pre- and post-CICA and Competition Statistics (p. 13) data are included.

Appendix A includes a reprint of the audit report conducted by the Federal Procurement Data Center during this fiscal year 1985. The purpose of the audit was to answer the question "Do agencies report the transactions they are required to report?" There is no statistically valid method for extending the results of the audit beyond the audited sample, but it is our estimate that agencies report approximately 95% of the transactions they should report.

PUBLICATION RELEASE DATE: AS OF March 15, 1986

FEDERAL PROCUREMENT DATA SYSTEM  
 FEDERAL CONTRACT ACTIONS AND DOLLARS BY EXECUTIVE DEPARTMENT AND AGENCY  
 FOURTH QUARTER FISCAL YEAR 1985 AND YEAR TO DATE

	TOTAL ACTIONS						ACTIONS \$1		
	4TH QTR	YTD	YTD %	4Q (000)	YTD \$(000)	YTD %	4Q	YTD	YTD%
TOTAL FEDERAL	7,320,207	21,580,205	100.000	49,928,301	199,769,035	100.000	129,043	415,033	100.000
EXECUTIVE OFFICE OF THE PRESIDENT	594	1,389	0.006	3,928	14,977	0.007	70	179	0.043
DEPARTMENT OF AGRICULTURE	476,384	1,163,418	5.391	740,863	1,849,093	0.926	5,110	11,929	2.874
DEPARTMENT OF COMMERCE	25,217	99,348	0.460	197,450	456,084	0.228	934	3,682	0.887
DEPARTMENT OF DEFENSE	5,278,080	14,675,800	68.006	41,964,711	163,644,190	81.917	79,855	248,143	59.789
DEPARTMENT OF EDUCATION	2,568	7,200	0.033	42,654	162,083	0.081	157	423	0.102
DEPARTMENT OF ENERGY	17,453	65,109	0.302	1,943,213	13,141,425	6.578	2,349	7,606	1.853
DEPT OF HEALTH AND HUMAN SERVICES	190,570	773,187	3.583	346,064	1,451,857	0.727	2,132	7,913	1.907
DEPT OF HOUSING AND URBAN DEVELOPMENT	3,826	15,062	0.070	16,505	66,623	0.033	136	420	0.101
DEPARTMENT OF INTERIOR	161,780	558,575	2.588	100,187	740,220	0.371	0	3,959	0.954
DEPARTMENT OF JUSTICE	157,685	580,322	2.689	153,737	541,676	0.271	820	3,825	0.922
DEPARTMENT OF LABOR	9,909	37,380	0.173	199,482	570,891	0.286	600	1,922	0.463
DEPARTMENT OF STATE	7,116	18,164	0.084	146,471	263,778	0.132	1,521	2,681	0.646
DEPARTMENT OF TRANSPORTATION	75,939	272,740	1.264	271,772	1,865,570	0.934	1,306	5,276	1.271
DEPARTMENT OF TREASURY	30,310	132,723	0.615	107,885	547,643	0.274	1,084	3,598	0.867
ACTION	574	1,474	0.007	1,424	4,566	0.002	20	45	0.011
ADMINISTRATIVE CONFERENCE OF THE U.S.	0	238	0.001	0	221	0.000	0	3	0.001
AGENCY FOR INTERNATIONAL DEVELOPMENT	0	2,432	0.011	0	98,081	0.049	0	599	0.144
ALASKA NATURAL GAS TRANSPORTATION SYSTEM	5	69	0.000	3	128	0.000	0	2	0.000
AMERICAN BATTLE MONUMENTS COMMISSION	2,414	6,897	0.032	1,771	4,110	0.002	2	5	0.001
BOARD FOR INTERNATIONAL BROADCASTING	34	84	0.000	107	165	0.000	0	1	0.000
COMMISSION ON CIVIL RIGHTS	0	1	0.000	0	30	0.000	0	1	0.000
COMMODITY FUTURES TRADING COMMISSION	508	1,838	0.009	975	5,619	0.003	10	51	0.012
CONSUMER PRODUCTS SAFETY COMMISSION	459	1,524	0.007	1,768	4,930	0.002	32	82	0.020
ENVIRONMENTAL PROTECTION AGENCY	13,183	43,929	0.204	153,895	607,912	0.304	846	4,279	1.031
EQUAL EMPLOYMENT OPPORTUNITY COMMISSION	1,099	3,990	0.018	4,252	28,498	0.014	171	462	0.111
FEDERAL COMMUNICATIONS COMMISSION	541	1,169	0.005	1,763	5,746	0.003	32	60	0.014
FEDERAL ELECTION COMMISSION	492	1,336	0.006	556	1,777	0.001	2	17	0.004
FEDERAL EMERGENCY MANAGEMENT AGENCY	1,732	6,041	0.028	56,681	203,266	0.102	277	661	0.159
FEDERAL LABOR RELATIONS AUTHORITY	170	626	0.003	173	704	0.000	3	14	0.003
FEDERAL MARITIME COMMISSION	67	311	0.001	201	685	0.000	8	19	0.005
FEDERAL MEDIATION & CONCILIATION SERVICE	208	530	0.002	269	908	0.000	4	6	0.001
FEDERAL MINE SAFETY & HEALTH REVIEW COMM	0	117	0.001	0	180	0.000	0	3	0.001
FEDERAL TRADE COMMISSION	236	2,215	0.010	253	4,582	0.002	6	83	0.020
GENERAL SERVICES ADMINISTRATION	214,849	607,068	2.813	376,899	1,811,023	0.907	11,464	37,090	8.937
INTERNATIONAL TRADE COMMISSION	249	1,038	0.005	659	1,641	0.001	12	31	0.007

FEDERAL PROCUREMENT DATA SYSTEM  
 FEDERAL CONTRACT ACTIONS AND DOLLARS BY EXECUTIVE DEPARTMENT AND AGENCY  
 FOURTH QUARTER FISCAL YEAR 1985 AND YEAR TO DATE

	TOTAL ACTIONS						ACTIONS \$1		
	4TH QTR	YTD	YTD %	4Q (000)	YTD \$(000)	YTD %	4Q	YTD	YTD%
INTERSTATE COMMERCE COMMISSION	123	710	0.003	139	1,650	0.001	2	25	0.006
MERIT SYSTEMS PROTECTION BOARD	684	1,781	0.008	755	2,554	0.001	1	5	0.001
NATIONAL AERONAUTICS & SPACE ADMIN	38,002	115,262	0.534	1,888,160	7,598,145	3.803	7,941	23,572	5.680
NAT'L ARCHIVES & RECORDS ADM	1,993	2,007	0.009	2,308	2,546	0.001	23	37	0.009
NATIONAL CAPITAL PLANNING COMMISSION	65	215	0.001	103	155	0.000	0	0	0.000
NATL FOUNDATION ON ARTS AND HUMANITIES	638	1,935	0.009	207	2,091	0.001	4	33	0.008
NATIONAL GALLERY OF ART	903	1,706	0.008	1,623	4,441	0.002	13	51	0.012
NATIONAL LABOR RELATIONS BOARD	679	1,938	0.009	1,379	4,252	0.002	23	71	0.017
NATIONAL MEDIATION BOARD	160	375	0.002	916	2,333	0.001	50	147	0.035
NATIONAL SCIENCE FOUNDATION	645	1,757	0.008	38,054	203,389	0.102	117	302	0.073
NATIONAL TRANSPORTATION SAFETY BOARD	178	440	0.002	1,152	2,966	0.001	3	9	0.002
NUCLEAR REGULATORY COMMISSION	984	4,254	0.020	18,078	61,574	0.031	144	477	0.117
OCCUPATIONAL SAFETY & HEALTH REVIEW COMM	0	0	0.000	0	0	0.000	0	0	0.000
OFFICE OF PERSONNEL MANAGEMENT	2,764	11,770	0.055	3,964	327,162	0.164	21	40	0.010
PEACE CORP	4,319	13,256	0.061	10,680	29,487	0.015	99	286	0.071
PENNSYLVANIA AVENUE DEVELOPMENT CORP	0	114	0.001	0	3,031	0.002	0	12	0.003
RAILROAD RETIREMENT BOARD	360	1,255	0.006	8,456	15,628	0.008	14	59	0.015
SECURITIES EXCHANGE COMMISSION	464	2,122	0.010	2,756	11,568	0.006	17	95	0.024
SELECTIVE SERVICE SYSTEM	497	1,417	0.007	684	1,981	0.001	7	26	0.006
SMALL BUSINESS ADMINISTRATION	2,396	8,358	0.039	3,858	24,730	0.012	41	223	0.055
SMITHSONIAN INSTITUTION	1,729	7,641	0.035	4,822	26,156	0.013	61	304	0.073
TENNESSEE VALLEY AUTHORITY	56,325	257,941	1.195	196,454	505,679	0.253	992	4,488	1.081
U.S. INFORMATION AGENCY	10,070	32,130	0.149	36,730	124,631	0.062	383	869	0.209
US ARMS CONTROL & DISARMAMENTS AGENCY	75	201	0.001	956	1,954	0.001	16	29	0.007
VETERANS ADMINISTRATION	521,903	2,028,276	9.399	869,496	2,710,050	1.357	10,108	38,453	9.265

0,000 OR MORE

4Q \$ (000)	YTD \$ (000) YTD %		ACTIONS UNDER \$10,000						
	4Q	YTD	YTD %	4Q	YTD	YTD %	4Q	YTD	YTD %
43,983,617	182,603,556	100.000	7,191,164	21,165,172	100.000	5,944,684	17,165,479	100.000	
2,790	12,466	0.007	524	1,210	0.006	1,138	2,511	0.015	
487,789	1,376,673	0.754	471,274	1,151,489	5.440	253,074	472,420	2.752	
176,840	370,358	0.203	24,283	95,666	0.452	20,610	85,726	0.499	
37,287,056	150,593,138	82.470	5,198,225	14,427,657	68.167	4,677,655	13,051,052	76.031	
40,763	155,845	0.085	2,411	6,777	0.032	1,891	6,238	0.036	
1,932,081	13,099,050	7.173	15,104	57,503	0.272	11,132	42,367	0.247	
245,823	1,060,954	0.581	188,438	765,274	3.616	100,241	390,903	2.277	
14,634	57,847	0.032	3,690	14,642	0.069	1,871	8,776	0.051	
0	407,614	0.223	161,780	554,616	2.620	100,187	332,606	1.938	
101,192	359,905	0.197	156,865	576,497	2.724	52,545	181,771	1.059	
191,368	540,296	0.296	9,309	35,458	0.168	8,114	30,595	0.178	
137,139	239,196	0.131	5,595	15,483	0.073	9,332	24,582	0.143	
170,404	1,560,433	0.855	74,633	267,464	1.264	101,368	305,137	1.778	
76,931	397,087	0.217	29,226	129,125	0.610	30,956	150,556	0.877	
887	3,437	0.002	554	1,429	0.007	537	1,129	0.007	
0	62	0.000	0	235	0.001	0	159	0.001	
0	93,703	0.051	0	1,833	0.009	0	4,378	0.026	
0	32	0.000	5	67	0.000	3	96	0.001	
47	318	0.000	2,412	6,892	0.033	1,724	3,792	0.022	
0	15	0.000	34	83	0.000	107	150	0.001	
0	30	0.000	0	0	0.000	0	0	0.000	
498	4,070	0.002	498	1,787	0.008	477	1,549	0.009	
1,397	3,286	0.002	427	1,442	0.007	371	1,644	0.010	
136,165	558,695	0.306	12,337	39,650	0.187	17,730	49,217	0.287	
3,012	25,313	0.014	928	3,528	0.017	1,240	3,185	0.019	
908	3,790	0.002	509	1,109	0.005	855	1,956	0.011	
118	724	0.000	490	1,319	0.006	438	1,053	0.006	
55,135	196,467	0.108	1,455	5,380	0.025	1,546	6,799	0.040	
61	284	0.000	167	612	0.003	112	420	0.002	
144	459	0.000	59	292	0.001	57	226	0.001	
161	185	0.000	204	524	0.002	108	723	0.004	
0	53	0.000	0	114	0.001	0	127	0.001	
158	2,642	0.001	230	2,132	0.010	95	1,790	0.011	
260,879	1,398,111	0.766	203,385	569,978	2.693	116,020	412,912	2.405	
451	867	0.000	237	1,007	0.005	208	774	0.005	

0,000 OR MORE

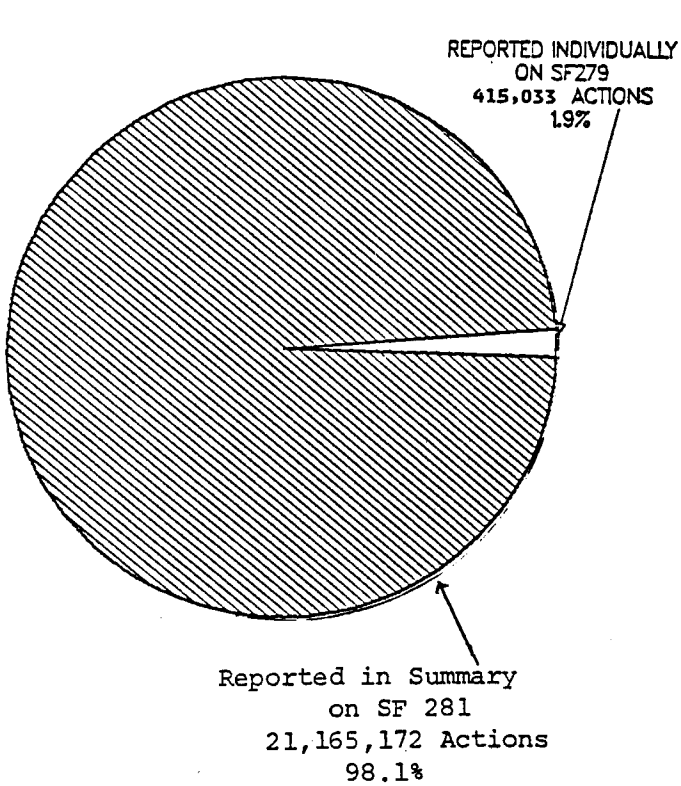
4Q \$ (000)	YTD \$ (000) YTD %		ACTIONS UNDER \$10,000						
	4Q	YTD	YTD %	4Q	YTD	YTD %	4Q	YTD	YTD %
31	1,037	0.001	121	685	0.003	108	613	0.004	
75	325	0.000	683	1,776	0.008	680	2,229	0.013	
1,851,378	7,426,643	4.067	30,061	91,690	0.433	36,782	171,502	0.999	
1,049	1,287	0.001	1,970	1,970	0.009	1,259	1,259	0.007	
0	0	0.000	65	215	0.001	103	155	0.001	
169	1,678	0.001	634	1,902	0.009	38	413	0.002	
392	1,750	0.001	890	1,655	0.008	1,231	2,691	0.016	
928	2,965	0.002	656	1,867	0.009	451	1,287	0.007	
637	1,987	0.001	110	228	0.001	279	346	0.002	
37,269	200,960	0.110	528	1,455	0.007	705	2,429	0.014	
763	2,217	0.001	175	431	0.002	389	749	0.004	
17,244	57,016	0.031	840	3,794	0.018	834	4,558	0.027	
0	0	0.000	0	0	0.000	0	0	0.000	
2,202	320,369	0.175	2,743	11,365	0.054	1,762	6,793	0.040	
5,039	16,592	0.009	4,220	12,968	0.061	5,641	12,895	0.075	
0	2,817	0.002	0	102	0.000	0	214	0.001	
7,692	13,838	0.008	346	1,196	0.006	764	1,790	0.010	
2,091	9,385	0.005	447	2,027	0.010	665	2,183	0.013	
275	843	0.000	490	1,391	0.007	409	1,138	0.007	
1,910	15,865	0.009	2,355	8,135	0.038	1,948	8,865	0.052	
1,855	14,968	0.008	1,668	7,337	0.035	2,967	11,188	0.065	
157,241	357,291	0.196	55,333	253,453	1.198	39,213	148,388	0.864	
24,591	76,692	0.042	9,687	31,261	0.148	12,139	47,939	0.279	
811	1,607	0.001	59	172	0.001	145	347	0.002	
595,144	1,552,011	0.850	511,795	1,989,823	9.401	324,352	1,158,039	6.746	

FEDERAL PROCUREMENT DATA SYSTEM

SF279/SF281 COMPARISON

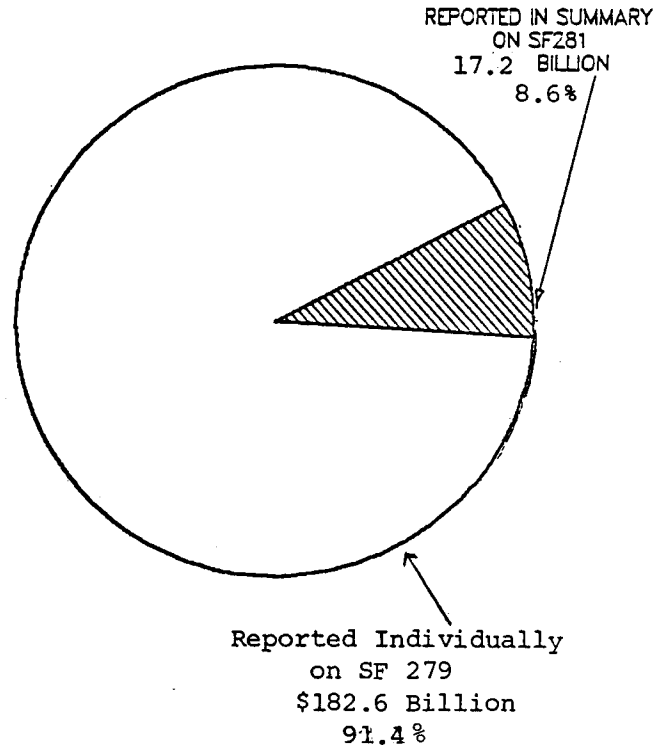
Fourth Quarter Fiscal Year 1985 Year to Date

ACTIONS



TOTAL ACTIONS 21,580,205

DOLLARS

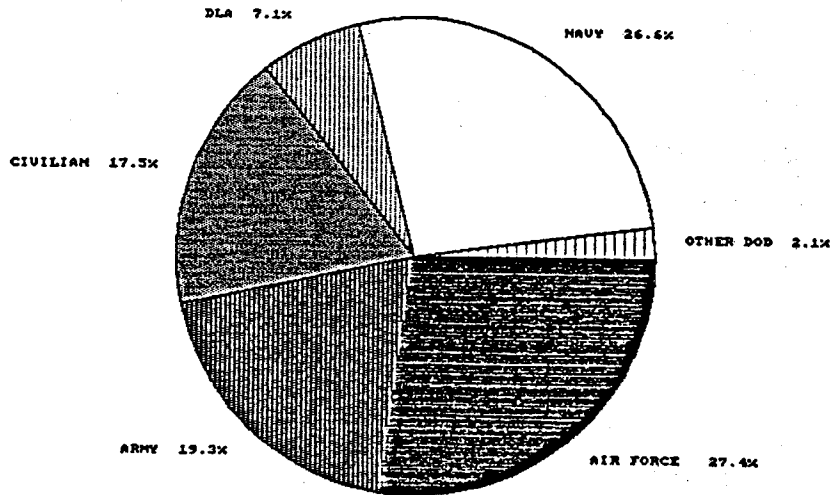
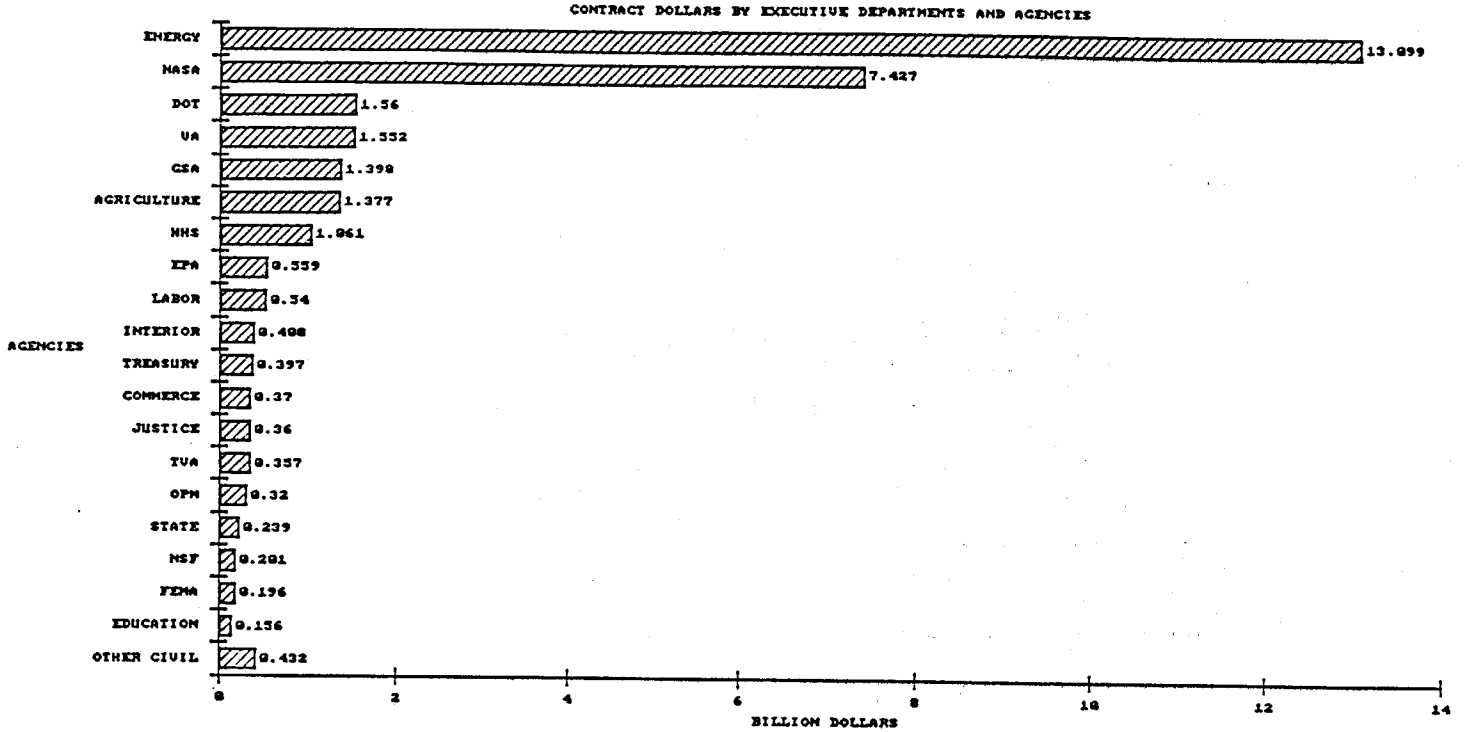


TOTAL DOLLARS \$199.8 BILLIONS

FEDERAL PROCUREMENT DATA SYSTEM

CONTRACT DOLLARS BY EXECUTIVE DEPARTMENTS AND AGENCIES

Actions Reported Individually on SF279  
 Fourth Quarter Fiscal Year 1985 Year to Date



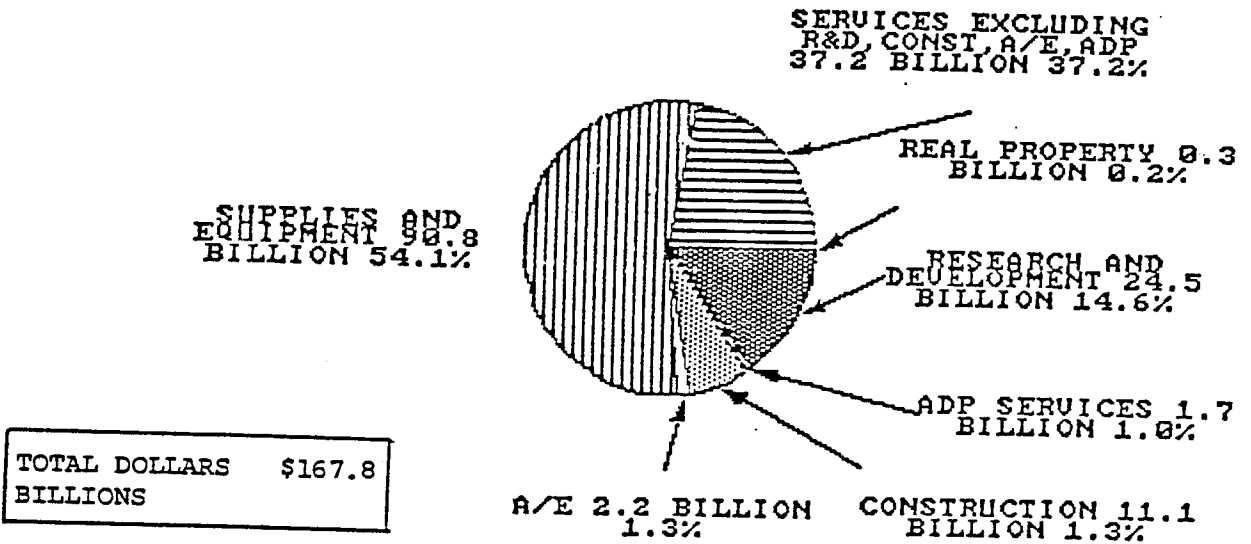


FEDERAL PROCUREMENT BY MAJOR PRODUCT/SERVICE CATEGORY

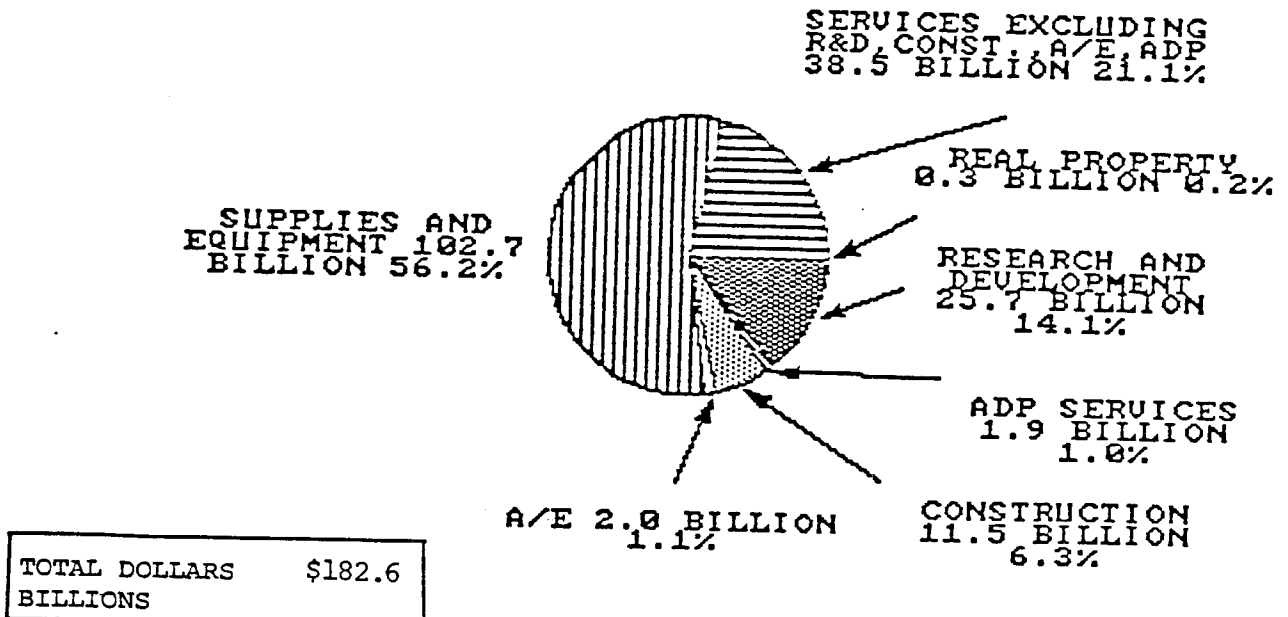
Actions Reported Individually on SF279

Fiscal Year 1984 and Fourth Quarter Fiscal Year 1985 Year to Date

1984



1985



FEDERAL PROCUREMENT DATA SYSTEM

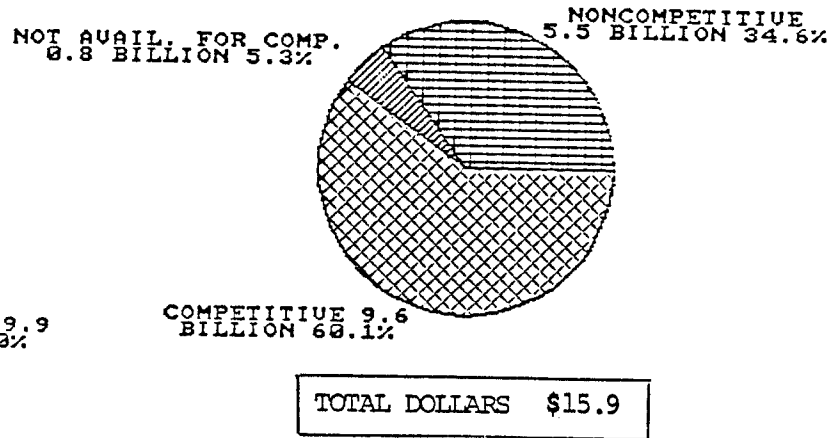
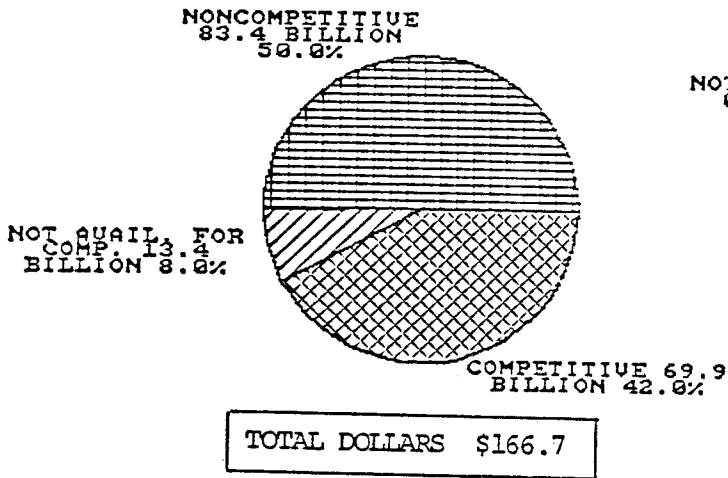
DEGREE OF COMPETITIVENESS

Fourth Quarter Fiscal Year 1985 Year to Date


(DOLLARS ARE IN BILLIONS)

PRE CICA INDIVIDUAL ACTIONS  
REPORTED SF 279

POST CICA INDIVIDUAL ACTIONS  
REPORTED ON SF 279



SUMMARY OF ACTIONS REPORTED ON  
SF 281



FEDERAL PROCUREMENT DATA SYSTEM

COMPETITION STATISTICS  
FOURTH QUARTER FISCAL YEAR 1985 YEAR TO DATE

PROCUREMENT ACTIONS OVER \$25,000	NUMBER OF ACTIONS	PERCENTAGE OF ACTIONS	DOLLAR OBLIGATIONS (000)	PERCENTAGE OF DOLLARS
I. Actions Available For Competition				
A. Actions Competed 1/	244,996	64%	79,462,870	47%
B. Follow-on To Competed Actions 2/	18,392	5%	37,607,376	22%
C. Actions Not Competed 3/	117,322	31%	51,277,006	31%
D. Total Available	380,710	100%	168,347,252	100%
II. Actions Not Available for Competition 4/	33,051		14,235,210	
III. Totals*	413,761		182,582,462	

PROCUREMENT ACTIONS \$25,000 & Under	NUMBER OF ACTIONS	PERCENTAGE OF ACTIONS	DOLLAR OBLIGATIONS	PERCENTAGE OF DOLLARS
I. Actions Available For Competition				
A. Actions Competed 1/	9,548,103	47%	9,241,916	56%
B. Actions Not Competed 3/	10,932,954	53%	7,389,681	44%
C. Total Available	20,481,057	100%	16,631,597	100%
II. Actions Not Available for Competition 4/	685,387		554,976	
III. Totals*	21,166,444		17,186,573	

Note 1. Includes the following three categories of competed actions under CICA: a) Full and Open Competition; b) Other than Full and Open Competition - more than one offer/bid received; and c) Full and Open Competition - only one offer/bid received. It also includes the Pre-CICA categories of Competition: (i) Two-step Formal Advertising, (ii) Other Formal Advertising, and (iii) Negotiated Competitive.

Note 2. Includes Pre-CICA - Extent of Competition Code B3 and Post-CICA - Authority for Other than Full and Open Competition, Code B.

Note 3. Includes the Post-CICA - Other than Full and Open Competition - one offer/bid. Excludes authorized by statute, authorized resale and utilities (except telecommunication). It also includes Pre-CICA categories of negotiated noncompetitive excluding 8(a) Awards.

Note 4. Actions not available for Competition.  
 (1) Procurement authorized/required by statute  
 (2) 8(a) awards  
 (3) Utilities (excluding telecommunications)  
 (4) Directed acquisition for foreign government  
 (5) Brand name products for authorized resale

\*Number of actions and dollars do not match other Federal totals because the chart displays statistics comparable to the Competition Advocates Report to Congress.

FEDERAL PROCUREMENT DATA SYSTEM  
 FEDERAL PROCUREMENT BY STATE  
 FOURTH QUARTER FISCAL YEAR 1985 YEAR TO DATE

STATE	NUMBER OF PROCUREMENT ACTIONS	TOTAL DOLLARS (1000'S)	PERCENT OF TOTAL DOLLARS	\$ RANK	RANK LAST YEAR (END)
TOTAL FEDERAL	415,033	182,603,556	100.000		
ALABAMA	6,931	1,904,856	1.043	25	27
ALASKA	2,015	666,044	0.365	39	37
ARIZONA	5,276	2,267,823	1.242	22	23
ARKANSAS	1,870	873,498	0.478	34	34
CALIFORNIA	57,386	34,769,536	19.041	1	1
COLORADO	5,847	2,241,396	1.227	24	25
CONNECTICUT	9,884	6,013,785	3.293	9	6
DELAWARE	807	277,069	0.152	45	45
WASHINGTON DC	11,136	1,746,858	0.957	27	26
FLORIDA	14,726	6,632,165	3.632	7	9
GEORGIA	8,259	3,758,616	2.058	14	15
HAWAII	2,408	651,293	0.357	40	38
IDAHO	1,368	526,574	0.288	41	41
ILLINOIS	11,571	2,536,890	1.389	18	22
INDIANA	5,943	3,262,380	1.787	15	17
IOWA	2,912	688,607	0.377	38	40
KANSAS	3,771	2,257,462	1.236	23	19
KENTUCKY	3,762	731,701	0.401	37	32
LOUISIANA	3,292	2,845,464	1.558	17	18
MAINE	1,522	989,341	0.542	32	39
MARYLAND	24,081	6,527,362	3.575	8	8
MASSACHUSETTS	14,284	8,208,387	4.495	5	4
MICHIGAN	8,746	3,017,643	1.653	16	16
MINNESOTA	6,041	2,514,109	1.377	20	24
MISSISSIPPI	3,458	1,442,203	0.790	28	20
MISSOURI	7,132	8,456,928	4.631	4	5
MONTANA	1,540	170,385	0.093	50	49
NEBRASKA	1,790	321,538	0.176	44	44
NEVADA	1,101	896,621	0.491	33	33
NEW HAMPSHIRE	2,078	737,007	0.404	36	35
NEW JERSEY	13,195	4,399,871	2.410	13	13
NEW MEXICO	3,027	2,513,707	1.377	21	21
NEW YORK	22,022	11,102,807	6.080	3	2
NORTH CAROLINA	6,798	1,342,107	0.735	30	31
NORTH DAKOTA	886	238,629	0.131	46	46
OHIO	16,150	5,410,671	2.963	10	11
OKLAHOMA	3,067	738,626	0.404	35	36
OREGON	4,434	382,677	0.210	43	42
PENNSYLVANIA	14,599	4,864,158	2.664	12	10
RHODE ISLAND	1,821	456,962	0.250	42	43
SOUTH CAROLINA	3,586	1,898,420	1.040	26	28
SOUTH DAKOTA	1,079	134,797	0.074	51	51
TENNESSEE	4,932	2,524,235	1.382	19	14
TEXAS	20,446	11,934,072	6.536	2	3
UTAH	2,747	1,243,929	0.681	31	29
VERMONT	845	177,865	0.097	49	48

FEDERAL PROCUREMENT DATA SYSTEM  
 FEDERAL PROCUREMENT BY STATE  
 FOURTH QUARTER FISCAL YEAR 1985 YEAR TO DATE

STATE	NUMBER OF PROCUREMENT ACTIONS	TOTAL DOLLARS (1000'S)	PERCENT OF TOTAL DOLLARS	\$ RANK	RANK LAST YEAR (END)
VIRGINIA	26,662	7,374,873	4.039	6	7
WASHINGTON	8,281	4,915,451	2.692	11	12
WEST VIRGINIA	1,557	200,779	0.110	47	47
WISCONSIN	5,612	1,343,294	0.736	29	30
WYOMING	787	187,007	0.102	48	50
OTHER	21,563	11,285,078	6.180		

FEDERAL PROCUREMENT DATA SYSTEM  
ACTIONS REPORTED INDIVIDUALLY ON SF-279  
FOR OTHER SERVICES AND CONSTRUCTION-- SUMMARY BY SERVICE CATEGORY  
FOURTH QUARTER FISCAL YEAR 1985 AND YEAR TO DATE

	QUARTER		YEAR TO DATE	
	NUMBER OF ACTIONS	DOLLARS (000)	NUMBER OF ACTIONS	DOLLARS (000)
TOTAL FEDERAL OTHER SERVICES AND CONSTRUCTION	56,620	12,375,225	188,953	54,148,220
F NATURAL RESOURCE MANAGEMENT	1,412	63,303	3,312	183,020
G SOCIAL SERVICES	203	14,727	2,105	510,564
H QUALITY CONTROL, TESTING AND INSPECTION SERVICES	464	81,017	1,484	355,818
J MAINTENANCE, REPAIR AND REBUILDING OF EQUIPMENT	4,893	1,243,289	22,264	6,110,922
K MODIFICATION OF EQUIPMENT	580	539,099	1,990	2,427,787
L TECHNICAL REPRESENTATIVE SERVICES	692	110,837	2,700	792,675
M OPERATION OF GOVERNMENT-OWNED FACILITY	1,446	2,168,560	4,501	14,416,523
N INSTALLATION OF EQUIPMENT	424	87,258	1,351	274,228
P SALVAGE SERVICE	191	42,341	549	95,296
Q MEDICAL SERVICE	3,681	85,957	16,942	589,038
R PROFESSIONAL, TECHNICAL AND MANAGEMENT SERVICES	12,398	2,097,122	41,318	8,819,834
S UTILITIES AND HOUSEKEEPING SERVICES	4,577	881,073	19,644	4,119,789
T PHOTOGRAPHIC, MAPPING, PRINTING AND PUBLICATION SERVICES	750	63,317	2,208	268,564
U TRAINING SERVICES	824	153,707	3,106	619,859
V TRANSPORTATION AND TRAVEL	853	125,998	4,301	1,652,792
W LEASE OR RENTAL OF EQUIPMENT	1,219	134,256	8,934	1,133,009
X LEASE OR RENTAL OF FACILITIES	6,473	89,973	13,114	292,335
Y CONSTRUCTION OF STRUCTURES AND FACILITIES	5,024	2,318,554	13,857	6,763,972
Z MAINTENANCE, REPAIR OR ALTERATION OF REAL PROPERTY	10,516	2,074,837	25,273	4,722,195

FEDERAL PROCUREMENT DATA SYSTEM  
ACTIONS REPORTED INDIVIDUALLY ON SF-279  
FOR RESEARCH AND DEVELOPMENT -- SUMMARY BY R & D CATEGORY  
FOURTH QUARTER FISCAL YEAR 1985 AND YEAR TO DATE

	QUARTER		YEAR TO DATE	
	NUMBER OF ACTIONS	DOLLARS (000)	NUMBER OF ACTIONS	DOLLARS (000)
TOTAL FEDERAL RESEARCH AND DEVELOPMENT	12,074	5,326,941	36,177	25,726,541
AA AGRICULTURE	12	496	22	3,624
AB COMMUNITY SERVICES & DEVELOPMENT	1	238	5	2,018
AC DEFENSE SYSTEMS	3,261	2,664,873	10,327	14,224,229
AD DEFENSE - OTHER	2,860	752,266	7,816	2,379,750
AE ECONOMIC GROWTH & PRODUCTIVITY	11	8,603	28	14,056
AF EDUCATION	33	2,923	109	33,185
AG ENERGY	712	190,277	2,008	913,642
AH ENVIRONMENT	279	36,642	913	142,308
AJ GENERAL SCIENCE & TECHNOLOGY	264	46,840	1,172	220,487
AK HOUSING	2	116	8	304
AM INTERNATIONAL AFFAIRS & COOPERATION	1	30	7	1,430
AN MEDICAL	556	101,280	1,850	400,826
AP NATURAL RESOURCES	44	5,658	116	12,404
AQ SOCIAL SERVICES	1	49	1	49
AR SPACE	2,810	1,247,446	8,029	5,693,932
AS TRANSPORTATION - MODAL	88	11,940	189	22,855
AT TRANSPORTATION - GENERAL	91	5,978	374	33,286
AU TRANSPORTATION - COMMODITY	1	8	17	762
AV MINING	3	604	16	1,227
AZ OTHER R & D	1,044	250,674	3,170	1,626,167

FEDERAL PROCUREMENT DATA SYSTEM  
ACTIONS REPORTED INDIVIDUALLY ON SF-379  
FOR SUPPLIES AND EQUIPMENT -- SUMMARY BY FSC GROUP  
FOURTH QUARTER FISCAL YEAR 1985 AND YEAR TO DATE

	QUARTER		YEAR TO DATE	
	NUMBER OF ACTIONS	DOLLARS (000)	NUMBER OF ACTIONS	DOLLARS (000)
TOTAL FEDERAL SUPPLIES AND EQUIPMENT	60,349	26,281,451	189,903	102,728,795
10 WEAPONS	564	395,643	1,808	1,630,755
11 NUCLEAR ORDINANCE	24	2,287	71	26,837
12 FIRE CONTROL EQUIPMENT	698	756,797	1,951	2,198,222
13 AMMUNITION & EXPLOSIVES	606	768,230	1,736	3,687,948
14 GUIDED MISSILES	1,125	1,872,441	3,219	9,410,461
15 AIRCRAFT & AIRFRAME STRUCTURE	2,182	4,349,813	7,013	19,771,827
16 AIRCRAFT COMPONENTS & ACCESSORIES	2,327	903,821	7,231	2,813,797
17 AIRCRAFT LAUNCHING, LANDING & GROUND HANDLING EQUIPMENT	222	164,760	810	646,636
18 SPACE VEHICLES	188	323,775	515	1,236,099
19 SHIPS, SMALL CRAFT, PONTOONS & FLOATING DOCKS	421	812,803	1,871	5,553,229
20 SHIP & MARINE EQUIPMENT	200	34,703	711	222,640
22 RAILWAY EQUIPMENT	20	19,434	37	26,040
23 GROUND EFFECT & MOTOR VEHICLES, TRAILERS & CYCLES	430	1,055,162	1,393	3,803,206
24 TRACTORS	57	6,176	165	13,827
25 VEHICULAR EQUIPMENT COMPONENTS	630	206,668	2,370	826,385
26 TIRES & TUBES	100	20,086	432	85,377
28 ENGINES, TURBINES & COMPONENTS	1,943	2,447,704	5,814	8,028,407
29 ENGINE ACCESSORIES	898	209,179	3,071	515,466
30 MECHANICAL POWER TRANSMISSION EQUIPMENT	263	50,400	894	103,460
31 BEARINGS	270	55,482	1,059	140,249
32 WOODWORKING MACHINERY AND EQUIPMENT	11	880	28	2,279
34 METALWORKING MACHINERY	397	70,994	939	144,806
35 SERVICE & TRADE EQUIPMENT	100	13,496	378	34,229
36 SPECIAL INDUSTRIAL MACHINERY	366	96,630	1,352	251,578
37 AGRICULTURAL MACHINERY & EQUIPMENT	59	2,216	167	6,063
38 CONSTRUCTION, MINING, EXCAVATING & HIGHWAY MAINT EQUIP	178	81,886	528	188,312
39 MATERIALS HANDLING EQUIPMENT	332	96,264	1,061	309,454
40 ROPE, CABLE, CHAIN AND FITTINGS	106	7,709	447	39,082
41 REFRIGERATION, AIR CONDITION & AIR CIRCULATION EQUIPMENT	409	52,516	1,501	157,884
42 FIRE-FIGHTING, RESCUE & SAFETY EQUIPMENT	245	98,259	762	255,070
43 PUMPS AND COMPRESSORS	467	77,052	1,590	208,395
44 FURNACE, STEAM PLANT & DRYING EQUIP: NUCLEAR REACTO	236	89,647	912	1,066,421
45 PLUMBING, HEATING & SANITATION EQUIPMENT	94	13,370	344	36,822
46 WATER PURIFICATION & SEWAGE TREATMENT EQUIPMENT	25	12,949	91	27,104
47 PIPE, TUBING, HOSE & FITTINGS	456	40,477	1,464	125,931
48 VALVES	469	48,328	1,798	161,233
49 MAINTENANCE & REPAIR SHIP EQUIPMENT	936	313,467	2,737	916,477
51 HAND TOOLS	613	19,372	2,167	69,655
52 MEASURING TOOLS	45	2,190	152	5,160
53 HARDWARE & ABRASIVES	533	41,997	1,896	143,970

FEDERAL PROCUREMENT DATA SYSTEM  
ACTIONS REPORTED INDIVIDUALLY ON SF-379  
FOR SUPPLIES AND EQUIPMENT -- SUMMARY BY FSC GROUP - CONTINUED  
FOURTH QUARTER FISCAL YEAR 1985 AND YEAR TO DATE

	QUARTER		YEAR TO DATE	
	NUMBER OF ACTIONS	DOLLARS (000)	NUMBER OF ACTIONS	DOLLARS (000)
54 PREFABRICATED STRUCTURES & SCAFFOLDING	228	67,715	685	209,146
55 LUMBER, MILLWORK, PLYWOOD & VENEER	236	11,604	848	37,490
56 CONSTRUCTION & BUILDING MATERIAL	323	20,584	1,097	85,861
58 COMMUNICATION, DETECTION & COHERENT RADIATION EQUIPMENT	5,253	4,690,297	14,228	12,620,185
59 ELECTRICAL/ELECTRONIC EQUIPMENT COMPONENTS	2,788	573,569	8,350	1,797,671
60 FIBER OPTICS MATERIALS, COMPONENTS, ASSEMBLIES & ACCS	42	6,962	104	18,715
61 ELECTRIC WIRE & POWER DISTRIBUTION EQUIPMENT	1,140	290,784	3,925	848,674
62 LIGHTING FIXTURES & LAMPS	280	24,113	1,130	91,227
63 ALARM & SIGNAL SYSTEMS	121	29,892	333	58,077
65 MEDICAL, DENTAL & VETERINARIAN EQUIPMENT & SUPPLIES	3,810	336,535	11,668	992,843
66 INSTRUMENTS & LABORATORY EQUIPMENT	3,591	848,083	10,697	2,109,006
67 PHOTOGRAPHIC EQUIPMENT	421	52,570	1,412	169,718
68 CHEMICALS & CHEMICAL PRODUCTS	455	36,404	1,818	121,316
69 TRAINING AIDS & DEVICES	417	362,701	1,075	1,380,722
70 GENERAL PURPOSE ADP EQUIP, SOFTWARE, SUPPLIES & SUPPORT	8,067	1,246,160	18,132	2,984,210
71 FURNITURE	1,921	117,415	5,953	305,781
72 HOUSEHOLD & COMMERCIAL FURNISHINGS & APPLIANCES	505	30,896	1,599	78,464
73 FOOD PREPARATION & SERVICE EQUIPMENT	470	19,869	1,802	74,868
74 OFFICE MACHINES & VISIBLE RECORD EQUIPMENT	454	28,380	1,460	104,387
75 OFFICE SUPPLIES & DEVICES	1,287	48,795	5,864	195,152
76 BOOKS, MAPS & OTHER PUBLICATIONS	350	124,116	1,127	281,047
77 MUSICAL INSTRUMENTS, PHONOGRAPHS & HOME-TYPE RADIOS	23	1,385	62	2,986
78 RECREATIONAL & ATHLETIC EQUIPMENT	77	3,896	219	8,315
79 CLEANING EQUIPMENT & SUPPLIES	395	18,906	1,662	70,758
80 BRUSHES, PAINTS, SEALERS & ADHESIVES	455	15,945	1,682	50,974
81 CONTAINERS, PACKAGING & PACKING SUPPLIES	750	69,513	2,911	254,050
83 TEXTILES, LEATHER, FUR, APPAREL, SHOE FIND, TENTS & FLAGS	132	52,291	489	182,879
84 CLOTHING, INDIVIDUAL EQUIPMENT & INSIGNIA	455	207,820	1,572	932,584
85 TOILETRIES	341	19,264	1,163	59,858
87 AGRICULTURAL SUPPLIES	74	3,055	219	10,441
88 LIVE ANIMALS	12	861	52	2,833
89 SUBSISTENCE	4,269	626,685	15,416	2,033,535
91 FUEL, LUBRICANTS, OILS & WAXES	588	312,343	4,377	8,647,249
93 NONMETALLIC FABRICATED MATERIALS	351	24,984	982	71,063
94 NONMETALLIC CRUDE MATERIALS	11	1,184	70	5,551
95 METAL BARS, SHEETS & SHAPES	279	24,462	955	82,389
96 ORES, MINERALS & THEIR PRIMARY PRODUCTS	28	132,916	89	461,417
99 MISCELLANEOUS	700	171,295	2,206	397,643
E REAL PROPERTY, PURCHASE	5	939	5	939

FEDERAL PROCUREMENT DATA SYSTEM  
TOTAL DOLLARS AND ACTIONS OVER \$10,000 OF TOP 100 FEDERAL CONTRACTS  
FOURTH QUARTER FISCAL YEAR 1985 YEAR TO DATE

	NUMBER OF ACTIONS OVER \$10,000	PERCENT OF TOTAL	\$(000)	PERCENT OF TOTAL
TOTAL FEDERAL	415,033	100.00	182,603,556	100.00
TOP 100 SUBTOTAL	92,574	22.30	121,112,651	66.32
1 MC DONNELL DOUGLAS CORP	2,916	.70	9,151,979	5.01
2 ROCKWELL INTERNATIONAL CORP	2,662	.64	8,079,380	4.42
3 GENERAL DYNAMICS CORP	2,743	.66	7,877,099	4.31
4 GENERAL ELECTRIC COMPANY	4,695	1.13	6,290,141	3.44
5 LOCKHEED CORPORATION	2,385	.57	5,811,468	3.18
6 BOEING COMPANY THE	2,996	.72	5,711,201	3.13
7 UNITED TECHNOLOGIES CORP	4,319	1.04	4,313,059	2.36
8 HOWARD HUGHES MED INST	2,541	.61	3,636,862	1.99
9 MARTIN MARIETTA CORPORATION	1,078	.26	3,308,249	1.81
10 RAYTHEON COMPANY	2,707	.65	3,043,903	1.67
11 GRUMMAN CORPORATION	2,148	.52	2,747,600	1.50
12 WESTINGHOUSE ELECTRIC CORP	1,690	.41	2,399,022	1.31
13 INTERNATIONAL BUSINESS MACHINE	4,220	1.02	2,021,052	1.11
14 HONEYWELL INC	2,373	.57	1,919,903	1.05
15 UNIVERSITY OF CALIFORNIA	613	.15	1,888,834	1.03
16 AT&T TECHNOLOGIES	1,348	.32	1,809,081	.99
17 SPERRY CORPORATION	3,280	.79	1,708,529	.94
18 LTV CORPORATION THE	1,112	.27	1,644,310	.90
19 GENERAL MOTORS CORP	1,307	.31	1,605,018	.88
20 ALLIED CORPORATION	2,781	.67	1,551,744	.85
21 LITTON INDUSTRIES INC	1,679	.40	1,523,221	.83
22 ITT CORPORATION	1,112	.27	1,517,924	.83
23 DU PONT E I DE NEMOURS AND CO	459	.11	1,505,681	.82
24 RCA CORP	1,170	.28	1,470,891	.81
25 TEXAS INSTRUMENTS INC	944	.23	1,427,051	.78
26 NORTHROP CORPORATION	1,106	.27	1,281,925	.70
27 TENNECO INC	382	.09	1,252,336	.69
28 TEXTRON INC	1,555	.37	1,250,634	.68
29 TRW INC	1,104	.27	1,190,582	.65
30 FORD MOTOR COMPANY	729	.18	1,164,870	.64
31 OGDEN CORPORATION	146	.04	1,159,370	.63
32 EG&G INC	445	.11	1,115,511	.61
33 EATON CORPORATION	524	.13	926,193	.51
34 SINGER COMPANY THE	1,248	.30	857,024	.47
35 CFM INTERNATIONAL INC	43	.01	854,845	.47
36 FMC CORPORATION	432	.10	833,170	.46
37 SHELL OIL COMPANY	22	.01	791,591	.43
38 CONGOLEUM CORPORATION	391	.09	790,901	.43
39 HARRIS CORPORATION	1,129	.27	767,876	.42
40 TELEDYNE INC	1,229	.30	767,729	.42
41 CALIFORNIA INSTITUTE OF TECHNO	900	.22	738,436	.40
42 GOODYEAR TIRE & RUBBER CO	832	.20	712,350	.39
43 MORTON THIOKOL INC	191	.05	665,318	.36
44 GTE CORPORATION	966	.23	611,161	.33
45 CHEVRON CORPORATION	164	.04	590,122	.32
46 HERCULES INCORPORATED	344	.08	584,058	.32
47 UNITED STATES PHILIPS TRUST	736	.18	583,947	.32
48 CANADIAN COMMERCIAL CORP	125	.03	571,325	.31
49 PAN AM CORPORATION	273	.07	568,866	.31
50 GENCORP INC	295	.07	568,313	.31

## FEDERAL PROCUREMENT DATA SYSTEM

## TOTAL DOLLARS AND ACTIONS OVER \$10,000 OF TOP 100 FEDERAL CONTRACTS

## FOURTH QUARTER FISCAL YEAR 1985 YEAR TO DATE

	NUMBER OF ACTIONS OVER \$10,000	PERCENT OF TOTAL	\$(000)	PERCENT OF TOTAL
51 SIGNAL COMPANIES INC THE	1,810	.44	559,658	.31
52 TODD SHIPYARDS CORPORATION	403	.10	504,887	.28
53 SANDERS ASSOCIATES INC	556	.13	490,943	.27
54 AMERADA HESS CORPORATION	45	.01	490,821	.27
55 MOTOROLA INC	1,273	.31	483,078	.26
56 COMPUTER SCIENCES CORP	1,876	.45	460,397	.25
57 PETROLEOS MEXICANOS	3	.00	451,374	.25
58 OSHKOSH TRUCK CORPORATION	71	.02	433,186	.24
59 MASS INSTITUTE OF TECHNOLOGY	327	.08	428,388	.23
60 AVCO CORPORATION	215	.05	423,484	.23
61 EXXON CORPORATION	168	.04	402,621	.22
62 ENGINEERING RESEARCH INC	1,044	.25	388,858	.21
63 E-SYSTEMS INC	518	.12	382,933	.21
64 EMERSON ELECTRIC CO	493	.12	381,809	.21
65 BURROUGHS CORPORATION	1,020	.25	346,108	.19
66 CONTROL DATA CORPORATION	819	.20	330,350	.18
67 FEDERAL REP OF GERMANY	914	.22	327,523	.18
68 ATLANTIC RICHFIELD COMPANY	47	.01	320,134	.18
69 DRAPER CHARLES STARK LAB	94	.02	318,789	.17
70 ASHLAND OIL INC	230	.06	315,946	.17
71 JOHNS HOPKINS UNIVERSITY	93	.02	313,195	.17
72 MITRE CORPORATION THE	119	.03	312,617	.17
73 MASON & HANGER-SILAS MASON CO	80	.02	306,583	.17
74 UNC RESOURCES INC	82	.02	306,422	.17
75 COASTAL CORPORATION THE	62	.01	302,101	.17
76 AEROSPACE CORPORATION	65	.02	301,061	.16
77 FAIRCHILD INDUSTRIES	396	.10	297,959	.16
78 GOULD INC	622	.15	294,714	.16
79 BP NORTH AMERICA INC	19	.00	292,787	.16
80 BATTELLE MEMORIAL INSTITUTE	540	.13	287,348	.16
81 SOBERBIO	10	.00	274,653	.15
82 SCIENCE APPLICATIONS INC	944	.23	272,622	.15
83 ASSOCIATED UNIVERSITIES INC	24	.01	268,092	.15
84 TEXACO INC	22	.01	265,818	.15
85 LORAL CORPORATION	308	.07	262,996	.14
86 CALTEX PETROLEUM CORPORATION	20	.00	252,510	.14
87 UNIVERSITY OF CHICAGO THE	56	.01	249,768	.14
88 PENN CENTRAL CORPORATION	547	.13	247,142	.14
89 PENNSYLVANIA SHIPBUILDING CO	104	.03	242,444	.13
90 MOBIL CORPORATION	64	.02	238,545	.13
91 ENGELHARD MINERALS & CHEM	14	.00	225,395	.12
92 HEWLETT-PACKARD COMPANY	2,131	.51	220,481	.12
93 KUWAIT NATIONAL PETROLEUM CO (	6	.00	220,452	.12
94 ICI AMERICAN HOLDINGS INC	117	.03	215,540	.12
95 STANFORD UNIVERSITY	218	.05	215,284	.12
96 XEROX CORPORATION	2,482	.60	209,283	.11
97 UNITED INDUSTRIAL CORPORATION	272	.07	209,117	.11
98 TRACOR INC	617	.15	208,956	.11
99 T W OIL HOUSTON INC	17	.00	199,254	.11
100 UNIVERSITIES RESEARCH ASSN	8	.00	196,570	.11



FEDERAL PROCUREMENT DATA SYSTEM  
TOTAL FEDERAL  
FOURTH QUARTER FISCAL YEAR 1985  
ACTIONS REPORTED IN SUMMARY ON SF 281

PART I - TOTAL PRIME ACQUISITION ACTIONS REPORTED IN SUMMARY ON SF 281

ACQUISITION METHOD	NUMBER OF ACTIONS	TOTAL DOLLARS (000)	SMALL BUSINESS CONCERNS DOLLARS (000)	LARGE BUSINESS CONCERNS DOLLARS (000)	EDUCATIONAL & NON-PROFIT INSTITUTION DOLLARS (000)	OUTSIDE US POSSESSIONS DOLLARS (000)
1. TOTAL (2+7+8)	7,191,164	5,944,684				
2. SUBTOTAL (3+4+5+6)	7,148,612	5,899,102	2,695,681M	2,251,018M	72,136M	268,617M
3. FORMALLY ADVERTISED (INCLUDING 2 STEP)	182,912	143,640	80,027	56,318	801	6,494
4. NEGOTIATED COMPETITIVE	2,754,680	2,389,578	1,613,644M	586,527M	3,698M	185,709M
5. NEGOTIATED NON-COMPETITIVE	3,525,344	2,481,047	903,930M	1,413,266M	57,489M	76,362M
6. PROCUREMENT UNDER ANOTHER AGENCY'S CONTRACTS	685,676	914,837	98,080M	194,907M	10,148M	52M
6A. GSA SCHEDULES	488,315	734,218	86,394M	182,160M	1,871M	37M
6B. ANOTHER AGENCY'S CONTRACTS	197,365	180,623	12,169M	12,748M	8,277M	15M
7. DIRECTED CONTRACTS FOR FOREIGN GOVERNMENTS	18,221	28,384				
8. TARIFF OR REGULATED ACQUISITIONS	24,315	17,175				

PART II - STATISTICS ON SELECTED TYPES OF ACQUISITION

TYPE OF ACQUISITION	NUMBER OF ACTIONS	NET DOLLAR AMOUNT DOLLARS (000)
9. SMALL BUSINESS TOTAL SET-ASIDES	2,889,190	1,778,284
10. SMALL BUSINESS PARTIAL SET-ASIDES	1,960	4,076
11. TOTAL LABOR SURPLUS AREA SET-ASIDES	45,793	26,390
12. TOTAL LABOR SURPLUS AREA/SMALL BUSINESS SET-ASIDES	86,540	37,752
13. ACQUISITIONS FROM MINORITY AND DISADVANTAGED BUSINESS ENTERPRISES (13A+13B)	137,654	109,236
13A. DIRECTED TO LARGE OR SMALL MINORITY BUSINESS ENTERPRISES	129,776	91,592
13B. SMALL BUSINESS - DISADVANTAGED 8(A)	7,873	17,641
14. WOMEN-OWNED BUSINESS	132,880	89,812

\* DOD DOES NOT REPORT THIS DATA, THEREFORE DOLLARS DO NOT ADD ACROSS AND UP TO EQUAL THE LISTED TOTALS AND SUBTOTALS.

FEDERAL PROCUREMENT DATA SYSTEM  
TOTAL FEDERAL  
FOURTH QUARTER FISCAL YEAR 1985 YEAR TO DATE  
ACTIONS REPORTED IN SUMMARY ON SF 281

PART I - TOTAL PRIME ACQUISITION ACTIONS REPORTED IN SUMMARY ON SF 281

ACQUISITION METHOD	NUMBER OF ACTIONS	TOTAL DOLLARS (000)	SMALL BUSINESS CONCERNS DOLLARS (000)	LARGE BUSINESS CONCERNS DOLLARS (000)	EDUCATIONAL & NON-PROFIT INSTITUTION DOLLARS (000)	OUTSIDE US POSSESSIONS DOLLARS (000)
1. TOTAL (2+7+8)	21,165,172	17,165,479				
2. SUBTOTAL (3+4+5+6)	21,024,569	17,037,509	7,838,537M	6,588,170M	227,311M	825,358M
3. FORMALLY ADVERTISED (INCLUDING 2 STEP)	614,454	421,673	237,827	169,213	3,328	11,305
4. NEGOTIATED COMPETITIVE	7,391,024	6,614,293	4,510,000M	1,557,935M	9,783M	536,575M
5. NEGOTIATED NON-COMPETITIVE	10,932,440	7,379,062	2,772,101M	4,150,733M	178,925M	277,303M
6. PROCUREMENT UNDER ANOTHER AGENCY'S CONTRACTS	2,086,651	2,622,481	318,609M	710,289M	35,275M	175M
6A. GSA SCHEDULES	1,541,873	2,195,478	270,013M	665,801M	3,288M	75M
6B. ANOTHER AGENCY'S CONTRACTS	544,793	427,027	49,084M	44,504M	31,987M	100M
7. DIRECTED CONTRACTS FOR FOREIGN GOVERNMENTS	51,505	78,386				
8. TARIFF OR REGULATED ACQUISITIONS	89,071	49,541				

PART II - STATISTICS ON SELECTED TYPES OF ACQUISITION

TYPE OF ACQUISITION	NUMBER OF ACTIONS	NET DOLLAR AMOUNT DOLLARS (000)
9. SMALL BUSINESS TOTAL SET-ASIDES	8,651,601	5,266,317
10. SMALL BUSINESS PARTIAL SET-ASIDES	6,402	8,086
11. TOTAL LABOR SURPLUS AREA SET-ASIDES	181,613	94,537
12. TOTAL LABOR SURPLUS AREA/SMALL BUSINESS SET-ASIDES	319,852	133,226
13. ACQUISITIONS FROM MINORITY AND DISADVANTAGED BUSINESS ENTERPRISES (13A+13B)	394,658	283,949
13A. DIRECTED TO LARGE OR SMALL MINORITY BUSINESS ENTERPRISES	374,189	242,591
13B. SMALL BUSINESS - DISADVANTAGED 8(A)	20,461	41,355
14. WOMEN-OWNED BUSINESS	394,526	263,952

\* DOD DOES NOT REPORT THIS DATA, THEREFORE DOLLARS DO NOT ADD ACROSS AND UP TO EQUAL THE LISTED TOTALS AND SUBTOTALS.

FEDERAL PROCUREMENT DATA SYSTEM  
TOTAL FEDERAL  
FOURTH QUARTER FISCAL YEAR 1985 AND YEAR TO DATE

ACTIONS REPORTED INDIVIDUALLY ON SF-279

	ACTIONS	4Q \$(000)	YTD ACTIONS	YTD \$(000)	YTD % #	YTD % \$
TOTAL FEDERAL	129,043	43,983,617	415,033	182,603,556	100.000	100.000
TYPE CONTRACTOR						
BUS CONCERNS	116,607	40,563,191	373,619	165,440,088	90.022	90.601
EDUCATIONAL & NON-PROFIT	4,908	1,071,551	17,814	7,195,444	4.292	3.940
STATE LOC GOV	1,455	219,773	6,347	1,817,368	1.529	0.995
NON-DEFINED	6,073	2,129,102	17,253	8,150,656	4.157	4.464
METHODS OF PROC						
2 STEP	68	5,468	232	97,709	0.056	0.054
OTHER FORMAL ADV	7,345	1,501,129	36,912	7,748,588	8.894	4.243
NEG COMP	41,760	10,138,720	168,915	62,063,221	40.699	33.988
NEG NON-COMP	29,132	17,780,338	133,554	85,621,299	32.179	46.889
DIR FOR GOVS	1,548	1,229,486	5,746	8,662,153	1.384	4.744
TARIFF OR REG	1,916	523,821	9,377	2,453,914	2.259	1.344
SMALL BUSINESS AWARDS						
PRIME	57,456	8,113,451	173,421	25,246,877	41.785	13.826
TOTAL SET-ASIDE	9,513	1,083,447	47,688	7,389,322	11.490	4.047
PARTIAL SET-ASIDE	181	50,316	846	560,078	0.204	0.307
LABOR SURPLUS AREA						
TOTAL SET-ASIDE	226	-5,208	1,119	189,576	0.270	0.104
PARTIAL SET-ASIDE (DOD ONLY)	6	1,208	18	4,375	0.004	0.002
TIE BID PREF	48	3,863	124	16,403	0.030	0.009
TOT LSA SM SET-ASIDE	2,419	123,625	7,071	338,232	1.704	0.185
COMBINED SM BUS PART LSA (DOD ONLY)	14	4,135	47	18,285	0.011	0.010
SUB-TOTAL	2,713	127,623	8,379	566,871	2.019	0.310
NO PREF GIVEN	126,330	43,855,994	406,654	182,036,685	97.981	99.690
MINORITY & DISADVANT						
LG MINORITY	790	42,229	1,603	89,954	0.386	0.049
SM MINORITY	2,710	367,194	8,213	1,093,109	1.979	0.599
8A MINORITY	4,175	792,374	12,447	2,535,270	2.999	1.388
SUB-TOTAL	7,675	1,201,797	22,263	3,718,333	5.364	2.036
WOMEN OWNED	2,966	342,217	8,833	1,010,518	2.128	0.553
TYPE OF CONTRACT						
FIXED PRICE	106,022	34,337,025	339,748	128,159,979	81.860	70.185
COST	19,861	9,225,228	63,668	52,871,434	15.340	28.954
TIME & MATERIAL	2,403	350,017	8,256	1,187,331	1.989	0.650
LABOR HOUR	757	71,347	3,361	384,812	0.810	0.211
MULTI YEAR	11,101	3,172,201	31,304	14,194,417	7.543	7.773
SUBJECT TO STAT REQ						
WALSH HEALEY MFR	54,118	28,336,945	175,805	116,796,585	42.359	63.962
WALSH HEALEY DLR	9,008	1,466,146	28,129	5,231,658	6.778	2.865
SERVICE CONTRACTS	15,724	2,183,788	60,685	10,345,106	14.622	5.665
DAVIS BACON	12,152	3,381,446	30,341	8,639,680	7.311	4.731
NOT SUBJECT TO	38,041	8,615,292	120,073	41,590,527	28.931	22.776
KIND OF CONTRACT						
INITIAL LETTER	504	1,190,173	1,385	5,602,842	0.334	3.068
DEF SUPERSED LTR	261	734,790	741	4,263,913	0.179	2.335
DEFINITIVE	42,934	16,389,665	124,070	58,611,142	29.894	32.097
INTERNAL ORDER	44,276	8,698,264	143,159	23,969,226	34.493	13.126
MODIFICATION	31,084	16,402,554	108,382	88,451,817	26.114	48.439
GSA SCHEDULE	8,717	529,143	33,198	2,085,097	7.999	1.142
EXTERNAL ORDER	938	78,695	2,971	345,843	0.716	0.189
TERM FOR DEFAULT	123	-32,032	399	-106,325	0.096	-0.058
TERM FOR CONVEN	206	-7,635	728	-619,999	0.175	-0.340
PRODUCT OR SERVICE						
SUPPLIES & EQUIPMENT	52,277	25,034,352	171,766	99,743,646	41.386	54.623
RESEARCH & DEVELOPMENT	12,074	5,326,941	36,177	25,726,541	8.717	14.089
CONSTRUCTION	15,540	4,393,391	39,130	11,486,167	9.428	6.290
ARCHITECT ENGINEER	3,004	391,574	9,523	1,951,981	2.295	1.069
AUTOMATIC DATA PROCESSING SERVICES	2,165	445,871	8,687	1,932,147	2.093	1.058
ADP EQUIPMENT, PURCHASE & LEASE	8,699	1,325,819	22,937	3,712,684	5.527	2.033
REAL PROPERTY, PURCHASE & LEASE	6,478	90,912	13,119	293,274	3.161	0.161
OTHER SERVICES	28,806	6,974,757	113,694	37,757,116	27.394	20.677
CONSULTANT SERVICES	389	71,953	1,388	201,284	0.334	0.110

FEDERAL PROCUREMENT DATA SYSTEM  
EXECUTIVE OFFICE OF THE PRESIDENT  
FOURTH QUARTER FISCAL YEAR 1968  
ACTIONS REPORTED IN SUMMARY ON SF 281

PART I - TOTAL PRIME ACQUISITION ACTIONS REPORTED IN SUMMARY ON SF 281

ACQUISITION METHOD	NUMBER OF ACTIONS	TOTAL DOLLARS (000)	SMALL BUSINESS CONCERNS	LARGE BUSINESS CONCERNS	EDUCATIONAL & NON-PROFIT INSTITUTION POSSESSIONS	OUTSIDE US POSSESSIONS
			DOLLARS (000)	DOLLARS (000)	DOLLARS (000)	DOLLARS (000)
1. TOTAL (2+7+8)	524	1,138				
2. SUBTOTAL (3+4+5+6)	524	1,138	603	438	20	0
3. FORMALLY ADVERTISED (INCLUDING 2 STEP)	0	0	0	0	0	0
4. NEGOTIATED COMPETITIVE	42	164	134	30	0	0
5. NEGOTIATED NON-COMPETITIVE	361	613	413	180	20	0
6. PROCUREMENT UNDER ANOTHER AGENCY'S CONTRACTS	121	361	136	225	0	0
6A. GSA SCHEDULES	118	353	136	217	0	0
6B. ANOTHER AGENCY'S CONTRACTS	3	8	0	8	0	0
7. DIRECTED CONTRACTS FOR FOREIGN GOVERNMENTS	0	0				
8. TARIFF OR REGULATED ACQUISITIONS	0	0				

PART II - STATISTICS ON SELECTED TYPES OF ACQUISITION

TYPE OF ACQUISITION	NUMBER OF ACTIONS	NET DOLLAR AMOUNT DOLLARS (000)
9. SMALL BUSINESS TOTAL SET-ASIDES	12	36
10. SMALL BUSINESS PARTIAL SET-ASIDES	0	0
11. TOTAL LABOR SURPLUS AREA SET-ASIDES	3	6
12. TOTAL LABOR SURPLUS AREA/SMALL BUSINESS SET-ASIDES	0	0
13. ACQUISITIONS FROM MINORITY AND DISADVANTAGED BUSINESS ENTERPRISES (13A+13B)	11	25
13A. DIRECTED TO LARGE OR SMALL MINORITY BUSINESS ENTERPRISES	0	0
13B. SMALL BUSINESS - DISADVANTAGED (A)	11	25
14. WOMEN-OWNED BUSINESS	6	28

FEDERAL PROCUREMENT DATA SYSTEM  
EXECUTIVE OFFICE OF THE PRESIDENT  
FOURTH QUARTER FISCAL YEAR 1968 YEAR TO DATE  
ACTIONS REPORTED IN SUMMARY ON SF 281

PART I - TOTAL PRIME ACQUISITION ACTIONS REPORTED IN SUMMARY ON SF 281

ACQUISITION METHOD	NUMBER OF ACTIONS	TOTAL DOLLARS (000)	SMALL BUSINESS CONCERNS	LARGE BUSINESS CONCERNS	EDUCATIONAL & NON-PROFIT INSTITUTION POSSESSIONS	OUTSIDE US POSSESSIONS
			DOLLARS (000)	DOLLARS (000)	DOLLARS (000)	DOLLARS (000)
1. TOTAL (2+7+8)	1,210	2,811				
2. SUBTOTAL (3+4+5+6)	1,210	2,811	1,327	1,147	37	0
3. FORMALLY ADVERTISED (INCLUDING 2 STEP)	0	0	0	0	0	0
4. NEGOTIATED COMPETITIVE	69	248	202	46	0	0
5. NEGOTIATED NON-COMPETITIVE	820	1,346	831	478	37	0
6. PROCUREMENT UNDER ANOTHER AGENCY'S CONTRACTS	321	917	294	623	0	0
6A. GSA SCHEDULES	312	889	284	605	0	0
6B. ANOTHER AGENCY'S CONTRACTS	9	28	10	18	0	0
7. DIRECTED CONTRACTS FOR FOREIGN GOVERNMENTS	0	0				
8. TARIFF OR REGULATED ACQUISITIONS	0	0				

PART II - STATISTICS ON SELECTED TYPES OF ACQUISITION

TYPE OF ACQUISITION	NUMBER OF ACTIONS	NET DOLLAR AMOUNT DOLLARS (000)
9. SMALL BUSINESS TOTAL SET-ASIDES	99	213
10. SMALL BUSINESS PARTIAL SET-ASIDES	0	0
11. TOTAL LABOR SURPLUS AREA SET-ASIDES	3	6
12. TOTAL LABOR SURPLUS AREA/SMALL BUSINESS SET-ASIDES	0	0
13. ACQUISITIONS FROM MINORITY AND DISADVANTAGED BUSINESS ENTERPRISES (13A+13B)	11	25
13A. DIRECTED TO LARGE OR SMALL MINORITY BUSINESS ENTERPRISES	0	0
13B. SMALL BUSINESS - DISADVANTAGED (A)	11	25
14. WOMEN-OWNED BUSINESS	6	28

FEDERAL PROCUREMENT DATA SYSTEM  
EXECUTIVE OFFICE OF THE PRESIDENT  
FOURTH QUARTER FISCAL YEAR 1985 AND YEAR TO DATE

ACTIONS REPORTED INDIVIDUALLY ON SF-279

	ACTIONS	4Q \$(000)	YTD ACTIONS	YTD \$(000)	YTD % #	YTD % \$
EXECUTIVE OFFICE OF THE PRESIDENT	70	2,790	179	12,466	100.000	100.000
TYPE CONTRACTOR						
BUS CONCERNS	69	2,766	173	12,000	96.648	96.262
EDUCATIONAL & NON-PROFIT	1	24	5	454	2.793	3.642
STATE LOC GOV	0	0	1	12	0.559	0.096
NON-DEFINED	0	0	0	0	0.000	0.000
METHODS OF PROC						
2 STEP	0	0	0	0	0.000	0.000
OTHER FORMAL ADV	0	0	0	0	0.000	0.000
NEG COMP	22	498	81	7,583	45.251	60.829
NEG NON-COMP	5	664	42	2,524	23.464	20.247
DIR FOR GOVS	0	0	0	0	0.000	0.000
TARIFF OR REG	0	0	0	0	0.000	0.000
SMALL BUSINESS AWARDS						
PRIME	38	1,094	77	2,382	43.017	19.108
TOTAL SET-ASIDE	0	0	0	0	0.000	0.000
PARTIAL SET-ASIDE	0	0	0	0	0.000	0.000
LABOR SURPLUS AREA						
TOTAL SET-ASIDE	0	0	0	0	0.000	0.000
TIE BID PREF	0	0	0	0	0.000	0.000
TOT LSA SM SET-ASIDE	0	0	0	0	0.000	0.000
SUB-TOTAL	0	0	0	0	0.000	0.000
NO PREF GIVEN	70	2,790	179	12,466	100.000	100.000
MINORITY & DISADVANT						
LG MINORITY	1	16	1	16	0.559	0.128
SM MINORITY	2	30	3	42	1.676	0.337
8A MINORITY	4	169	10	506	5.587	4.059
SUB-TOTAL	7	215	14	564	7.821	4.524
WOMEN OWNED	4	57	9	204	5.028	1.636
TYPE OF CONTRACT						
FIXED PRICE	67	2,435	163	9,018	91.061	72.341
COST	3	355	14	3,418	7.821	27.419
TIME & MATERIAL	0	0	1	20	0.559	0.160
LABOR HOUR	0	0	1	10	0.559	0.080
MULTI YEAR	2	67	4	170	2.235	1.364
SUBJECT TO STAT REQ						
WALSH HEALEY MFR	21	678	74	5,239	41.341	42.026
WALSH HEALEY DLR	14	682	18	807	10.056	6.474
SERVICE CONTRACTS	9	262	28	3,106	15.642	24.916
DAVIS BACON	0	0	0	0	0.000	0.000
NOT SUBJECT TO	26	1,168	59	3,314	32.961	26.584
KIND OF CONTRACT						
INITIAL LETTER	0	0	0	0	0.000	0.000
DEF SUPERSED LTR	0	0	1	275	0.559	2.206
DEFINITIVE	31	1,042	69	2,254	38.547	18.081
INTERNAL ORDER	3	61	13	1,004	7.263	8.054
MODIFICATION	13	1,132	35	5,706	19.553	45.773
GSA SCHEDULE	21	520	59	3,192	32.961	25.606
EXTERNAL ORDER	2	35	2	35	1.117	0.281
TERM FOR DEFAULT	0	0	0	0	0.000	0.000
TERM FOR CONVEN	0	0	0	0	0.000	0.000
PRODUCT OR SERVICE						
SUPPLIES & EQUIPMENT	10	152	22	631	12.291	5.062
RESEARCH & DEVELOPMENT	0	0	0	0	0.000	0.000
CONSTRUCTION	0	0	0	0	0.000	0.000
ARCHITECT ENGINEER	0	0	0	0	0.000	0.000
AUTOMATIC DATA PROCESSING SERVICES	15	985	40	5,037	22.346	40.406
ADP EQUIPMENT, PURCHASE & LEASE	28	1,038	40	2,741	22.346	21.988
REAL PROPERTY, PURCHASE & LEASE	0	0	0	0	0.000	0.000
OTHER SERVICES	17	615	77	4,057	43.017	32.545
CONSULTANT SERVICES	1	17	2	37	1.117	0.297

FEDERAL PROCUREMENT DATA SYSTEM  
DEPARTMENT OF AGRICULTURE  
FOURTH QUARTER FISCAL YEAR 1985  
ACTIONS REPORTED IN SUMMARY ON SF 281

PART I - TOTAL PRIME ACQUISITION ACTIONS REPORTED IN SUMMARY ON SF 281

ACQUISITION METHOD	NUMBER OF ACTIONS	TOTAL DOLLARS (000)	SMALL BUSINESS CONCERNS DOLLARS (000)	LARGE BUSINESS CONCERNS DOLLARS (000)	EDUCATIONAL & NON-PROFIT INSTITUTION DOLLARS (000)	OUTSIDE US POSSESSIONS DOLLARS (000)
1. TOTAL (2+7+8)	471,274	253,074				
2. SUBTOTAL (3+4+5+6)	461,478	250,889	122,146	126,459	1,905	379
3. FORMALLY ADVERTISED (INCLUDING 2 STEP)	1,886	2,897	2,437	451	9	0
4. NEGOTIATED COMPETITIVE	244,447	190,120	81,020	108,383	422	295
5. NEGOTIATED NON-COMPETITIVE	193,856	34,201	28,273	4,584	1,269	75
6. PROCUREMENT UNDER ANOTHER AGENCY'S CONTRACTS	21,289	23,671	10,416	13,041	205	9
6A. GSA SCHEDULES	18,771	20,584	8,673	11,893	15	3
6B. ANOTHER AGENCY'S CONTRACTS	2,518	3,087	1,743	1,148	190	6
7. DIRECTED CONTRACTS FOR FOREIGN GOVERNMENTS	46	19				
8. TARIFF OR REGULATED ACQUISITIONS	9,750	2,166				

PART II - STATISTICS ON SELECTED TYPES OF ACQUISITION

TYPE OF ACQUISITION	NUMBER OF ACTIONS	NET DOLLAR AMOUNT DOLLARS (000)
9. SMALL BUSINESS TOTAL SET-ASIDES	220,728	63,887
10. SMALL BUSINESS PARTIAL SET-ASIDES	557	2,993
11. TOTAL LABOR SURPLUS AREA SET-ASIDES	557	2,993
12. TOTAL LABOR SURPLUS AREA/SMALL BUSINESS SET-ASIDES	2,087	374
13. ACQUISITIONS FROM MINORITY AND DISADVANTAGED BUSINESS ENTERPRISES (13A+13B)	8,637	8,110
13A. DIRECTED TO LARGE OR SMALL MINORITY BUSINESS ENTERPRISES	7,415	7,325
13B. SMALL BUSINESS - DISADVANTAGED 8(A)	1,222	785
14. WOMEN-OWNED BUSINESS	7,124	1,965

FEDERAL PROCUREMENT DATA SYSTEM  
DEPARTMENT OF AGRICULTURE  
FOURTH QUARTER FISCAL YEAR 1985 YEAR TO DATE  
ACTIONS REPORTED IN SUMMARY ON SF 281

PART I - TOTAL PRIME ACQUISITION ACTIONS REPORTED IN SUMMARY ON SF 281

ACQUISITION METHOD	NUMBER OF ACTIONS	TOTAL DOLLARS (000)	SMALL BUSINESS CONCERNS DOLLARS (000)	LARGE BUSINESS CONCERNS DOLLARS (000)	EDUCATIONAL & NON-PROFIT INSTITUTION DOLLARS (000)	OUTSIDE US POSSESSIONS DOLLARS (000)
1. TOTAL (2+7+8)	1,151,489	472,420				
2. SUBTOTAL (3+4+5+6)	1,116,570	465,675	273,069	185,219	6,611	776
3. FORMALLY ADVERTISED (INCLUDING 2 STEP)	2,785	3,997	3,484	490	23	0
4. NEGOTIATED COMPETITIVE	406,599	276,920	155,694	119,139	1,675	412
5. NEGOTIATED NON-COMPETITIVE	639,742	110,923	81,742	24,412	4,448	321
6. PROCUREMENT UNDER ANOTHER AGENCY'S CONTRACTS	67,444	73,835	32,149	41,178	465	43
6A. GSA SCHEDULES	58,696	66,173	27,982	38,100	72	19
6B. ANOTHER AGENCY'S CONTRACTS	8,748	7,662	4,167	3,078	393	24
7. DIRECTED CONTRACTS FOR FOREIGN GOVERNMENTS	119	46				
8. TARIFF OR REGULATED ACQUISITIONS	34,800	6,699				

PART II - STATISTICS ON SELECTED TYPES OF ACQUISITION

TYPE OF ACQUISITION	NUMBER OF ACTIONS	NET DOLLAR AMOUNT DOLLARS (000)
9. SMALL BUSINESS TOTAL SET-ASIDES	630,191	163,904
10. SMALL BUSINESS PARTIAL SET-ASIDES	676	3,288
11. TOTAL LABOR SURPLUS AREA SET-ASIDES	8,291	5,623
12. TOTAL LABOR SURPLUS AREA/SMALL BUSINESS SET-ASIDES	15,003	3,185
13. ACQUISITIONS FROM MINORITY AND DISADVANTAGED BUSINESS ENTERPRISES (13A+13B)	19,081	14,924
13A. DIRECTED TO LARGE OR SMALL MINORITY BUSINESS ENTERPRISES	15,102	12,723
13B. SMALL BUSINESS - DISADVANTAGED 8(A)	3,979	2,201
14. WOMEN-OWNED BUSINESS	12,453	5,156

FEDERAL PROCUREMENT DATA SYSTEM  
DEPARTMENT OF AGRICULTURE  
FOURTH QUARTER FISCAL YEAR 1985 AND YEAR TO DATE

ACTIONS REPORTED INDIVIDUALLY ON SF-279

	ACTIONS	4Q \$(000)	YTD ACTIONS	YTD \$(000)	YTD % #	YTD % \$
DEPARTMENT OF AGRICULTURE	5,110	487,789	11,929	1,376,673	100.000	100.000
TYPE CONTRACTOR						
BUS CONCERNS	5,019	478,762	11,672	1,336,658	97.846	97.093
EDUCATIONAL & NON-PROFIT	55	7,095	86	19,294	0.721	1.401
STATE LOC GOV	55	1,896	169	20,653	1.417	1.500
NON-DEFINED	1	36	2	68	0.017	0.005
METHODS OF PROC						
2 STEP	2	23	9	189	0.075	0.014
OTHER FORMAL ADV	538	178,397	2,221	726,792	18.618	52.793
NEG COMP	1,284	74,675	5,369	330,717	45.008	24.023
NEG NON-COMP	156	12,208	767	76,217	6.430	5.536
DIR FOR GOVS	0	0	0	0	0.000	0.000
TARIFF OR REG	1	66	4	164	0.034	0.012
SMALL BUSINESS AWARDS						
PRIME	4,140	286,197	9,071	701,233	76.042	50.937
TOTAL SET-ASIDE	305	15,783	1,344	86,223	11.267	6.263
PARTIAL SET-ASIDE	80	26,638	203	63,617	1.702	4.621
LABOR SURPLUS AREA						
TOTAL SET-ASIDE	19	7,258	66	15,181	0.553	1.103
TIE BID PREF	0	0	0	0	0.000	0.000
TOT LSA SM SET-ASIDE	1,603	70,259	3,186	113,103	26.708	8.216
SUB-TOTAL	1,622	77,517	3,252	128,284	27.261	9.318
NO PREF GIVEN	3,488	410,272	8,677	1,248,389	72.739	90.682
MINORITY & DISADVANT						
LG MINORITY	3	4,097	9	4,813	0.075	0.350
SM MINORITY	186	5,567	761	14,793	3.026	1.075
8A MINORITY	213	22,115	441	46,585	3.697	3.384
SUB-TOTAL	402	31,779	811	66,191	6.799	4.808
WOMEN OWNED	202	11,612	476	29,870	3.990	2.170
TYPE OF CONTRACT						
FIXED PRICE	5,012	471,123	11,741	1,327,499	98.424	96.428
COST	47	14,996	115	47,148	0.964	3.425
TIME & MATERIAL	2	19	7	101	0.059	0.007
LABOR HOUR	49	1,651	66	1,925	0.553	0.140
MULTI YEAR	0	0	0	0	0.000	0.000
SUBJECT TO STAT REQ						
WALSH HEALEY MFR	646	27,907	1,474	88,340	12.356	6.417
WALSH HEALEY DLR	283	13,111	668	43,090	5.600	3.130
SERVICE CONTRACTS	1,908	46,567	4,208	141,298	35.275	10.264
DAVIS BACON	1,247	113,034	2,109	168,039	17.680	12.206
NOT SUBJECT TO	1,026	287,170	3,470	935,906	29.089	67.983
KIND OF CONTRACT						
INITIAL LETTER	55	1,265	184	3,916	1.542	0.284
DEF SUPERSED LTR	6	538	22	1,409	0.184	0.102
DEFINITIVE	3,428	440,916	7,460	1,182,230	62.537	85.876
INTERNAL ORDER	173	8,722	303	12,610	2.540	0.916
MODIFICATION	1,014	22,285	2,735	139,206	22.927	10.112
GSA SCHEDULE	388	14,073	1,089	36,468	9.129	2.649
EXTERNAL ORDER	6	197	49	1,966	0.411	0.143
TERM FOR DEFAULT	32	-187	77	-915	0.645	-0.066
TERM FOR CONVEN	8	-20	10	-217	0.084	-0.016
PRODUCT OR SERVICE						
SUPPLIES & EQUIPMENT	1,320	285,856	3,471	913,717	29.097	66.371
RESEARCH & DEVELOPMENT	27	1,208	47	1,929	0.394	0.140
CONSTRUCTION	1,374	115,867	2,364	174,962	19.817	12.709
ARCHITECT ENGINEER	50	1,063	120	3,045	1.006	0.221
AUTOMATIC DATA PROCESSING SERVICES	41	3,129	155	11,780	1.299	0.856
ADP EQUIPMENT, PURCHASE & LEASE	324	24,681	788	74,167	6.606	5.387
REAL PROPERTY, PURCHASE & LEASE	51	1,065	628	18,070	5.264	1.313
OTHER SERVICES	1,923	54,920	4,356	179,003	36.516	13.003
CONSULTANT SERVICES	10	3,131	24	4,896	0.201	0.356

FEDERAL PROCUREMENT DATA SYSTEM  
DEPARTMENT OF COMMERCE  
FOURTH QUARTER FISCAL YEAR 1985  
ACTIONS REPORTED IN SUMMARY ON SF 281

PART I - TOTAL PRIME ACQUISITION ACTIONS REPORTED IN SUMMARY ON SF 281

ACQUISITION METHOD	NUMBER OF ACTIONS	TOTAL DOLLARS (000)	SMALL BUSINESS CONCERNS DOLLARS (000)	LARGE BUSINESS CONCERNS DOLLARS (000)	EDUCATIONAL & NON-PROFIT INSTITUTION DOLLARS (000)	OUTSIDE US POSSESSIONS DOLLARS (000)
1. TOTAL (2+7+8)	24,283	20,610				
2. SUBTOTAL (3+4+5+6)	24,138	20,610	13,472	6,432	579	127
3. FORMALLY ADVERTISED (INCLUDING 2 STEP)	0	0	0	0	0	0
4. NEGOTIATED COMPETITIVE	7,102	6,950	4,987	1,908	35	20
5. NEGOTIATED NON-COMPETITIVE	14,305	9,198	6,852	1,823	416	107
6. PROCUREMENT UNDER ANOTHER AGENCY'S CONTRACTS	2,731	4,462	1,633	2,701	128	0
6A. GSA SCHEDULES	2,614	4,155	1,570	2,578	7	0
6B. ANOTHER AGENCY'S CONTRACTS	117	307	63	123	121	0
7. DIRECTED CONTRACTS FOR FOREIGN GOVERNMENTS	0	0				
8. TARIFF OR REGULATED ACQUISITIONS	145	0				

PART II - STATISTICS ON SELECTED TYPES OF ACQUISITION

TYPE OF ACQUISITION	NUMBER OF ACTIONS	NET DOLLAR AMOUNT DOLLARS (000)
9. SMALL BUSINESS TOTAL SET-ASIDES	3,979	2,364
10. SMALL BUSINESS PARTIAL SET-ASIDES	1	0
11. TOTAL LABOR SURPLUS AREA SET-ASIDES	31	31
12. TOTAL LABOR SURPLUS AREA/SMALL BUSINESS SET-ASIDES	3	12
13. ACQUISITIONS FROM MINORITY AND DISADVANTAGED BUSINESS ENTERPRISES (13A+13B)	405	683
13A. DIRECTED TO LARGE OR SMALL MINORITY BUSINESS ENTERPRISES	400	607
13B. SMALL BUSINESS - DISADVANTAGED 8(A)	5	76
14. WOMEN-OWNED BUSINESS	324	411

FEDERAL PROCUREMENT DATA SYSTEM  
DEPARTMENT OF COMMERCE  
FOURTH QUARTER FISCAL YEAR 1985 YEAR TO DATE  
ACTIONS REPORTED IN SUMMARY ON SF 281

PART I - TOTAL PRIME ACQUISITION ACTIONS REPORTED IN SUMMARY ON SF 281

ACQUISITION METHOD	NUMBER OF ACTIONS	TOTAL DOLLARS (000)	SMALL BUSINESS CONCERNS DOLLARS (000)	LARGE BUSINESS CONCERNS DOLLARS (000)	EDUCATIONAL & NON-PROFIT INSTITUTION DOLLARS (000)	OUTSIDE US POSSESSIONS DOLLARS (000)
1. TOTAL (2+7+8)	95,666	85,726				
2. SUBTOTAL (3+4+5+6)	95,375	85,719	53,611	28,994	2,681	433
3. FORMALLY ADVERTISED (INCLUDING 2 STEP)	24	80	62	18	0	0
4. NEGOTIATED COMPETITIVE	27,634	29,426	21,530	7,717	122	57
5. NEGOTIATED NON-COMPETITIVE	56,655	36,271	25,399	8,541	1,955	376
6. PROCUREMENT UNDER ANOTHER AGENCY'S CONTRACTS	11,062	19,942	6,620	12,718	604	0
6A. GSA SCHEDULES	10,642	18,702	6,365	12,328	9	0
6B. ANOTHER AGENCY'S CONTRACTS	420	1,240	255	390	595	0
7. DIRECTED CONTRACTS FOR FOREIGN GOVERNMENTS	1	1				
8. TARIFF OR REGULATED ACQUISITIONS	290	6				

PART II - STATISTICS ON SELECTED TYPES OF ACQUISITION

TYPE OF ACQUISITION	NUMBER OF ACTIONS	NET DOLLAR AMOUNT DOLLARS (000)
9. SMALL BUSINESS TOTAL SET-ASIDES	17,953	14,792
10. SMALL BUSINESS PARTIAL SET-ASIDES	65	123
11. TOTAL LABOR SURPLUS AREA SET-ASIDES	171	337
12. TOTAL LABOR SURPLUS AREA/SMALL BUSINESS SET-ASIDES	111	128
13. ACQUISITIONS FROM MINORITY AND DISADVANTAGED BUSINESS ENTERPRISES (13A+13B)	1,742	1,940
13A. DIRECTED TO LARGE OR SMALL MINORITY BUSINESS ENTERPRISES	1,659	1,727
13B. SMALL BUSINESS - DISADVANTAGED 8(A)	83	213
14. WOMEN-OWNED BUSINESS	1,609	1,448

FEDERAL PROCUREMENT DATA SYSTEM  
DEPARTMENT OF COMMERCE  
FOURTH QUARTER FISCAL YEAR 1985 AND YEAR TO DATE

ACTIONS REPORTED INDIVIDUALLY ON SF-279

ACTIONS	4Q \$(000)	YTD ACTIONS	YTD \$(000)	YTD % #	YTD % \$	
DEPARTMENT OF COMMERCE	934	176,840	3,682	370,358	100.000	100.000
TYPE CONTRACTOR						
BUS CONCERNS	851	165,901	3,399	340,187	92.314	91.854
EDUCATIONAL & NON-PROFIT	23	3,725	97	14,870	2.634	4.015
STATE LOC GOV	54	6,890	173	14,514	4.699	3.919
NON-DEFINED	6	324	13	787	0.353	0.212
METHODS OF PROC						
2 STEP	3	50	3	50	0.081	0.014
OTHER FORMAL ADV	25	287	263	8,354	7.143	2.256
NEG COMP	420	137,271	2,094	254,772	56.871	68.791
NEG NON-COMP	158	16,785	883	75,633	23.982	20.422
DIR FOR GOVS	0	0	0	0	0.000	0.000
TARIFF OR REG	6	-286	17	2,988	0.462	0.807
SMALL BUSINESS AWARDS						
PRIME	496	30,111	1,850	95,428	50.244	25.766
TOTAL SET-ASIDE	43	1,410	356	10,051	9.669	2.714
PARTIAL SET-ASIDE	1	10	5	126	0.136	0.034
LABOR SURPLUS AREA						
TOTAL SET-ASIDE	3	34	7	155	0.190	0.042
TIE BID PREF	6	157	15	1,958	0.407	0.529
TOT LSA SM SET-ASIDE	3	71	8	152	0.217	0.041
SUB-TOTAL	12	262	30	2,265	0.815	0.612
NO PREF GIVEN	922	176,578	3,652	368,093	99.185	99.388
MINORITY & DISADVANT						
LG MINORITY	1	-9	5	120	0.136	0.032
SM MINORITY	34	2,272	155	3,726	4.210	1.006
8A MINORITY	79	6,574	267	23,590	7.251	6.370
SUB-TOTAL	114	8,837	427	27,436	11.597	7.408
WOMEN OWNED	33	2,438	109	5,942	2.960	1.604
TYPE OF CONTRACT						
FIXED PRICE	756	137,114	3,109	270,182	84.438	72.952
COST	134	37,497	374	89,896	10.158	24.273
TIME & MATERIAL	26	648	135	4,328	3.666	1.169
LABOR HOUR	18	1,581	64	5,952	1.738	1.607
MULTI YEAR	68	8,512	305	32,134	8.284	8.676
SUBJECT TO STAT REQ						
WALSH HEALEY MFR	371	20,477	1,623	92,803	44.079	25.058
WALSH HEALEY DLR	115	96,796	497	106,984	13.498	28.887
SERVICE CONTRACTS	131	19,860	571	80,504	15.508	21.737
DAVIS BACON	53	1,768	114	5,208	3.096	1.406
NOT SUBJECT TO	264	37,939	877	84,859	23.819	22.913
KIND OF CONTRACT						
INITIAL LETTER	0	0	0	0	0.000	0.000
DEF SUPERSED LTR	0	0	0	0	0.000	0.000
DEFINITIVE	378	121,417	1,195	171,940	32.455	46.425
INTERNAL ORDER	17	864	63	6,779	1.711	1.830
MODIFICATION	341	46,738	1,391	145,936	37.778	39.404
GSA SCHEDULE	196	7,793	1,005	43,637	27.295	11.782
EXTERNAL ORDER	1	11	24	2,075	0.652	0.560
TERM FOR DEFAULT	1	17	3	-23	0.081	-0.006
TERM FOR CONVEN	0	0	1	14	0.027	0.004
PRODUCT OR SERVICE						
SUPPLIES & EQUIPMENT	248	105,754	882	136,159	23.954	36.764
RESEARCH & DEVELOPMENT	67	15,041	164	31,117	4.454	8.402
CONSTRUCTION	59	1,977	129	6,300	3.504	1.701
ARCHITECT ENGINEER	8	195	26	802	0.706	0.217
AUTOMATIC DATA PROCESSING SERVICES	67	10,466	251	29,860	6.817	8.062
ADP EQUIPMENT, PURCHASE & LEASE	236	13,600	909	55,317	24.688	14.936
REAL PROPERTY, PURCHASE & LEASE	1	19	5	275	0.136	0.074
OTHER SERVICES	248	29,788	1,316	110,528	35.741	29.844
CONSULTANT SERVICES	58	15,549	113	23,320	3.069	6.297



FEDERAL PROCUREMENT DATA SYSTEM  
DEPARTMENT OF DEFENSE  
FOURTH QUARTER FISCAL YEAR 1985  
ACTIONS REPORTED IN SUMMARY ON SF 281

PART I - TOTAL PRIME ACQUISITION ACTIONS REPORTED IN SUMMARY ON SF 281

ACQUISITION METHOD	NUMBER OF ACTIONS	TOTAL DOLLARS (000)	SMALL BUSINESS CONCERNS DOLLARS (000)	LARGE BUSINESS CONCERNS DOLLARS (000)	EDUCATIONAL & NON-PROFIT INSTITUTION DOLLARS (000)	OUTSIDE US POSSESSIONS DOLLARS (000)
1. TOTAL (2+7+8)	5,198,225	4,677,655				
2. SUBTOTAL (3+4+5+6)	5,180,089	4,649,324	0*	0*	0*	0*
3. FORMALLY ADVERTISED (INCLUDING 2 STEP)	154,500	99,044	53,413	38,584	750	6,327
4. NEGOTIATED COMPETITIVE	2,087,985	1,894,995	1,316,552*	395,514*	0*	182,927*
5. NEGOTIATED NON-COMPETITIVE	2,531,897	2,043,637	669,899*	1,264,222*	37,264*	72,252*
6. PROCUREMENT UNDER ANOTHER AGENCY'S CONTRACTS	405,707	611,680	0*	0*	0*	0*
6A. GSA SCHEDULES	262,793	463,756	0*	0*	0*	0*
6B. ANOTHER AGENCY'S CONTRACTS	142,914	147,894	0*	0*	0*	0*
7. DIRECTED CONTRACTS FOR FOREIGN GOVERNMENTS	18,136	28,331				
8. TARIFF OR REGULATED ACQUISITIONS	0	0				

PART II - STATISTICS ON SELECTED TYPES OF ACQUISITION

TYPE OF ACQUISITION	NUMBER OF ACTIONS	NET DOLLAR AMOUNT DOLLARS (000)
9. SMALL BUSINESS TOTAL SET-ASIDES	2,203,848	1,494,249
10. SMALL BUSINESS PARTIAL SET-ASIDES	0	0
11. TOTAL LABOR SURPLUS AREA SET-ASIDES	1,148	2,259
12. TOTAL LABOR SURPLUS AREA/SMALL BUSINESS SET-ASIDES	0	0
13. ACQUISITIONS FROM MINORITY AND DISADVANTAGED BUSINESS ENTERPRISES (13A+13B)	92,410	82,350
13A. DIRECTED TO LARGE OR SMALL MINORITY BUSINESS ENTERPRISES	86,440	67,376
* 13B. SMALL BUSINESS - DISADVANTAGED 8(A)	5,970	14,974
14. WOMEN-OWNED BUSINESS	104,292	71,036

\* DOD DOES NOT REPORT THIS DATA, THEREFORE DOLLARS DO NOT ADD ACROSS AND UP TO EQUAL THE LISTED TOTALS AND SUBTOTALS.

FEDERAL PROCUREMENT DATA SYSTEM  
DEPARTMENT OF DEFENSE  
FOURTH QUARTER FISCAL YEAR 1985 YEAR TO DATE  
ACTIONS REPORTED IN SUMMARY ON SF 281

PART I - TOTAL PRIME ACQUISITION ACTIONS REPORTED IN SUMMARY ON SF 281

ACQUISITION METHOD	NUMBER OF ACTIONS	TOTAL DOLLARS (000)	SMALL BUSINESS CONCERNS DOLLARS (000)	LARGE BUSINESS CONCERNS DOLLARS (000)	EDUCATIONAL & NON-PROFIT INSTITUTION DOLLARS (000)	OUTSIDE US POSSESSIONS DOLLARS (000)
1. TOTAL (2+7+8)	14,427,657	13,051,052				
2. SUBTOTAL (3+4+5+6)	14,376,378	12,972,831	0*	0*	0*	0*
3. FORMALLY ADVERTISED (INCLUDING 2 STEP)	519,565	265,808	149,553	102,531	3,078	10,646
4. NEGOTIATED COMPETITIVE	5,600,071	5,278,394	3,613,664*	1,135,959*	0*	528,771*
5. NEGOTIATED NON-COMPETITIVE	7,209,860	5,870,496	1,901,319*	3,590,261*	112,748*	266,168*
6. PROCUREMENT UNDER ANOTHER AGENCY'S CONTRACTS	1,046,882	1,558,133	0*	0*	0*	0*
6A. GSA SCHEDULES	726,970	1,256,301	0*	0*	0*	0*
6B. ANOTHER AGENCY'S CONTRACTS	319,912	301,832	0*	0*	0*	0*
7. DIRECTED CONTRACTS FOR FOREIGN GOVERNMENTS	51,279	78,221				
8. TARIFF OR REGULATED ACQUISITIONS	0	0				

PART II - STATISTICS ON SELECTED TYPES OF ACQUISITION

TYPE OF ACQUISITION	NUMBER OF ACTIONS	NET DOLLAR AMOUNT DOLLARS (000)
9. SMALL BUSINESS TOTAL SET-ASIDES	6,310,661	4,064,007
10. SMALL BUSINESS PARTIAL SET-ASIDES	0	0
11. TOTAL LABOR SURPLUS AREA SET-ASIDES	2,566	7,523
* 12. TOTAL LABOR SURPLUS AREA/SMALL BUSINESS SET-ASIDES	0	0
13. ACQUISITIONS FROM MINORITY AND DISADVANTAGED BUSINESS ENTERPRISES (13A+13B)	238,401	205,377
13A. DIRECTED TO LARGE OR SMALL MINORITY BUSINESS ENTERPRISES	224,530	172,031
* 13B. SMALL BUSINESS - DISADVANTAGED 8(A)	13,871	33,346
14. WOMEN-OWNED BUSINESS	296,897	199,302

\* DOD DOES NOT REPORT THIS DATA, THEREFORE DOLLARS DO NOT ADD ACROSS AND UP TO EQUAL THE LISTED TOTALS AND SUBTOTALS.

FEDERAL PROCUREMENT DATA SYSTEM  
DEPARTMENT OF DEFENSE  
FOURTH QUARTER FISCAL YEAR 1985 AND YEAR TO DATE

ACTIONS REPORTED INDIVIDUALLY ON SF-279

	ACTIONS	4Q \$(000)	YTD ACTIONS	YTD \$(000)	YTD % #	YTD % \$
DEPARTMENT OF DEFENSE	79,855	37,287,056	248,143 ✓	150,593,138 ✓	100.000	100.000
TYPE CONTRACTOR						
BUS CONCERNS	71,579	34,761,552	223,228	139,998,462	89.959	92.965
EDUCATIONAL & NON-PROFIT	2,337	539,023	8,104	2,962,077	3.266	1.967
STATE LOC GOV	0	0	4	315	0.002	0.000
NON-DEFINED	5,939	1,986,481	16,807	7,632,284	6.773	5.068
METHODS OF PROC						
2 STEP	1	46	7	678	0.003	0.000
OTHER FORMAL ADV	2,543	1,210,519	15,148	6,206,549	6.105	4.121
NEG COMP	21,223	7,086,855	95,253	47,965,985	38.386	31.851
NEG NON-COMP	16,337	15,756,554	79,291	71,454,016	31.954	47.448
DIR FOR GOVS	1,548	1,229,486	5,743	8,660,262	2.314	5.751
TARIFF OR REG	1,561	490,708	6,403	1,939,496	2.580	1.288
SMALL BUSINESS AWARDS						
PRIME	31,145	6,633,367	89,823	20,616,912	36.198	13.690
TOTAL SET-ASIDE	5,950	902,055	31,782	6,422,069	12.808	4.265
PARTIAL SET-ASIDE	76	23,176	364	489,014	0.147	0.325
LABOR SURPLUS AREA						
TOTAL SET-ASIDE	4	211	11	467	0.004	0.000
PARTIAL SET-ASIDE (DOD ONLY)	1	1,082	10	4,211	0.004	0.003
TIE BID PREF	11	994	26	4,820	0.010	0.003
TOT LSA SM SET-ASIDE	24	1,748	47	7,343	0.019	0.005
COMBINED SM BUS PART LSA (DOD ONLY)	14	4,135	47	18,285	0.019	0.012
SUB-TOTAL	54	8,170	141	35,126	0.057	0.023
NO PREF GIVEN	79,801	37,278,886	248,002	150,558,012	99.943	99.977
MINORITY & DISADVANT						
LG MINORITY	25	1,493	43	2,402	0.017	0.002
SM MINORITY	1,596	306,018	4,566	931,227	1.840	0.618
8A MINORITY	1,870	548,656	5,097	1,752,967	2.054	1.164
SUB-TOTAL	3,491	856,167	9,706	2,686,596	3.911	1.784
WOMEN OWNED	1,507	263,709	4,117	666,963	1.659	0.443
TYPE OF CONTRACT						
FIXED PRICE	65,738	31,420,381	202,629	117,513,024	81.658	78.033
COST	11,741	5,486,386	38,238	31,861,620	15.410	21.157
TIME & MATERIAL	2,019	337,001	5,911	1,045,695	2.382	0.694
LABOR HOUR	357	43,288	1,365	172,799	0.550	0.115
MULTI YEAR	639	2,601,542	2,166	11,284,499	0.673	7.493
SUBJECT TO STAT REQ						
WALSH HEALEY MFR	41,211	26,980,448	131,114	111,763,559	52.838	74.216
WALSH HEALEY DLR	5,578	1,171,248	15,775	4,061,102	6.357	2.697
SERVICE CONTRACTS	5,411	1,191,446	21,386	6,081,391	8.618	4.038
DAVIS BACON	8,010	2,958,208	17,246	7,220,920	6.950	4.795
NOT SUBJECT TO	19,645	4,985,706	62,622	21,466,166	25.236	14.254
KIND OF CONTRACT						
INITIAL LETTER	383	1,178,083	980	5,559,295	0.395	3.692
DEF SUPERSED LTR	221	725,445	634	4,235,938	0.255	2.813
DEFINITIVE	32,131	14,310,409	88,763	52,051,081	35.771	34.564
INTERNAL ORDER	25,579	8,216,787	80,896	22,213,035	32.601	14.750
MODIFICATION	16,782	12,496,869	59,326	65,715,330	23.908	43.638
GSA SCHEDULE	4,270	351,526	15,786	1,360,956	6.362	0.904
EXTERNAL ORDER	224	47,330	777	174,449	0.313	0.116
TERM FOR DEFAULT	77	-32,524	295	-104,987	0.119	-0.070
TERM FOR CONVEN	188	-6,869	686	-611,959	0.276	-0.406
PRODUCT OR SERVICE						
SUPPLIES & EQUIPMENT	37,608	23,488,015	119,734	94,607,870	48.252	62.823
RESEARCH & DEVELOPMENT	7,493	3,865,193	22,823	19,264,130	9.198	12.792
CONSTRUCTION	10,788	3,893,688	24,170	9,799,298	9.740	6.507
ARCHITECT ENGINEER	2,288	406,581	6,731	1,635,080	2.713	1.086
AUTOMATIC DATA PROCESSING SERVICES	984	269,963	3,776	1,016,728	1.522	0.675
ADP EQUIPMENT, PURCHASE & LEASE	5,351	1,080,926	13,109	2,884,179	5.283	1.915
REAL PROPERTY, PURCHASE & LEASE	37	7,734	254	115,809	0.102	0.077
OTHER SERVICES	15,306	4,274,956	57,546	21,270,044	23.191	14.124
CONSULTANT SERVICES	187	41,399	535	115,686	0.216	0.077

FEDERAL PROCUREMENT DATA SYSTEM  
DEPARTMENT OF EDUCATION  
FOURTH QUARTER FISCAL YEAR 1988  
ACTIONS REPORTED IN SUMMARY ON SF 281

PART I - TOTAL PRIME ACQUISITION ACTIONS REPORTED IN SUMMARY ON SF 281

ACQUISITION METHOD	NUMBER OF ACTIONS	TOTAL DOLLARS (000)	SMALL BUSINESS CONCERNS	LARGE BUSINESS CONCERNS	EDUCATIONAL & NON-PROFIT INSTITUTION	OUTSIDE US POSSESSIONS
			DOLLARS (000)	DOLLARS (000)	DOLLARS (000)	DOLLARS (000)
1. TOTAL (2+7+8)	2,411	1,891				
2. SUBTOTAL (3+4+5+6)	2,411	1,891	489	1,349	53	0
3. FORMALLY ADVERTISED (INCLUDING 2 STEP)	0	0	0	0	0	0
4. NEGOTIATED COMPETITIVE	15	57	43	14	0	0
5. NEGOTIATED NON-COMPETITIVE	2,270	1,627	291	1,283	53	0
6. PROCUREMENT UNDER ANOTHER AGENCY'S CONTRACTS	126	207	155	52	0	0
6A. GSA SCHEDULES	125	201	155	46	0	0
6B. ANOTHER AGENCY'S CONTRACTS	1	6	0	6	0	0
7. DIRECTED CONTRACTS FOR FOREIGN GOVERNMENTS	0	0				
8. TARIFF OR REGULATED ACQUISITIONS	0	0				

PART II - STATISTICS ON SELECTED TYPES OF ACQUISITION

TYPE OF ACQUISITION	NUMBER OF ACTIONS	NET DOLLAR AMOUNT DOLLARS (000)
9. SMALL BUSINESS TOTAL SET-ASIDES	290	489
10. SMALL BUSINESS PARTIAL SET-ASIDES	0	0
11. TOTAL LABOR SURPLUS AREA SET-ASIDES	0	0
12. TOTAL LABOR SURPLUS AREA/SMALL BUSINESS SET-ASIDES	0	0
13. ACQUISITIONS FROM MINORITY AND DISADVANTAGED BUSINESS ENTERPRISES (13A+13B)	0	0
13A. DIRECTED TO LARGE OR SMALL MINORITY BUSINESS ENTERPRISES	0	0
13B. SMALL BUSINESS - DISADVANTAGED 8(A)	0	0
14. WOMEN-OWNED BUSINESS	35	41

FEDERAL PROCUREMENT DATA SYSTEM  
DEPARTMENT OF EDUCATION  
FOURTH QUARTER FISCAL YEAR 1988 YEAR TO DATE  
ACTIONS REPORTED IN SUMMARY ON SF 281

PART I - TOTAL PRIME ACQUISITION ACTIONS REPORTED IN SUMMARY ON SF 281

ACQUISITION METHOD	NUMBER OF ACTIONS	TOTAL DOLLARS (000)	SMALL BUSINESS CONCERNS	LARGE BUSINESS CONCERNS	EDUCATIONAL & NON-PROFIT INSTITUTION	OUTSIDE US POSSESSIONS
			DOLLARS (000)	DOLLARS (000)	DOLLARS (000)	DOLLARS (000)
1. TOTAL (2+7+8)	6,777	6,238				
2. SUBTOTAL (3+4+5+6)	6,777	6,238	2,068	4,049	121	0
3. FORMALLY ADVERTISED (INCLUDING 2 STEP)	0	0	0	0	0	0
4. NEGOTIATED COMPETITIVE	28	115	99	16	0	0
5. NEGOTIATED NON-COMPETITIVE	6,192	4,936	1,538	3,278	120	0
6. PROCUREMENT UNDER ANOTHER AGENCY'S CONTRACTS	557	1,187	431	755	1	0
6A. GSA SCHEDULES	555	1,174	431	742	1	0
6B. ANOTHER AGENCY'S CONTRACTS	2	13	0	13	0	0
7. DIRECTED CONTRACTS FOR FOREIGN GOVERNMENTS	0	0				
8. TARIFF OR REGULATED ACQUISITIONS	0	0				

PART II - STATISTICS ON SELECTED TYPES OF ACQUISITION

TYPE OF ACQUISITION	NUMBER OF ACTIONS	NET DOLLAR AMOUNT DOLLARS (000)
9. SMALL BUSINESS TOTAL SET-ASIDES	1,014	1,849
10. SMALL BUSINESS PARTIAL SET-ASIDES	0	0
11. TOTAL LABOR SURPLUS AREA SET-ASIDES	0	0
12. TOTAL LABOR SURPLUS AREA/SMALL BUSINESS SET-ASIDES	0	0
13. ACQUISITIONS FROM MINORITY AND DISADVANTAGED BUSINESS ENTERPRISES (13A+13B)	19	29
13A. DIRECTED TO LARGE OR SMALL MINORITY BUSINESS ENTERPRISES	0	0
13B. SMALL BUSINESS - DISADVANTAGED 8(A)	19	29
14. WOMEN-OWNED BUSINESS	62	76

FEDERAL PROCUREMENT DATA SYSTEM  
DEPARTMENT OF EDUCATION  
FOURTH QUARTER FISCAL YEAR 1985 AND YEAR TO DATE

ACTIONS REPORTED INDIVIDUALLY ON SF-279

	ACTIONS	4Q \$(000)	YTD ACTIONS	YTD \$(000)	YTD % #	YTD % \$
DEPARTMENT OF EDUCATION	157	40,763	423	155,845	100.000	100.000
TYPE CONTRACTOR						
BUS CONCERNS	98	23,242	263	83,064	62.175	53.299
EDUCATIONAL & NON-PROFIT	20	6,577	83	43,341	19.622	27.810
STATE LOC GOV	39	10,944	77	29,440	18.203	18.891
NON-DEFINED	0	0	0	0	0.000	0.000
METHODS OF PROC						
2 STEP	0	0	9	15,940	2.128	10.228
OTHER FORMAL ADV	1	45	5	661	1.182	0.424
NEG COMP	87	26,765	237	92,041	56.028	59.059
NEG NON-COMP	34	8,988	136	41,808	32.151	26.827
DIR FOR GOVS	0	0	0	0	0.000	0.000
TARIFF OR REG	0	0	0	0	0.000	0.000
SMALL BUSINESS AWARDS						
PRIME	52	11,276	144	30,440	34.043	19.532
TOTAL SET-ASIDE	1	120	7	-131	1.655	-0.084
PARTIAL SET-ASIDE	0	0	0	0	0.000	0.000
LABOR SURPLUS AREA						
TOTAL SET-ASIDE	2	58	8	155	1.891	0.099
TIE BID PREF	0	0	0	0	0.000	0.000
TOT LSA SM SET-ASIDE	0	0	0	0	0.000	0.000
SUB-TOTAL	2	58	8	155	1.891	0.099
NO PREF GIVEN	155	40,705	415	155,690	98.109	99.901
MINORITY & DISADVANT						
LG MINORITY	0	0	0	0	0.000	0.000
SM MINORITY	0	0	0	0	0.000	0.000
8A MINORITY	22	4,253	63	16,878	14.894	10.830
SUB-TOTAL	22	4,253	63	16,878	14.894	10.830
WOMEN OWNED	6	1,066	14	4,867	3.310	3.123
TYPE OF CONTRACT						
FIXED PRICE	78	10,982	198	54,188	46.809	34.770
COST	79	29,781	225	101,657	53.191	65.230
TIME & MATERIAL	0	0	0	0	0.000	0.000
LABOR HOUR	0	0	0	0	0.000	0.000
MULTI YEAR	75	25,321	227	122,872	53.664	78.842
SUBJECT TO STAT REQ						
WALSH HEALEY MFR	0	0	3	195	0.709	0.125
WALSH HEALEY DLR	3	2,647	3	2,647	0.709	1.698
SERVICE CONTRACTS	19	3,051	87	31,406	20.567	20.152
DAVIS BACON	0	0	0	0	0.000	0.000
NOT SUBJECT TO	135	35,065	330	121,597	78.014	78.024
KIND OF CONTRACT						
INITIAL LETTER	0	0	0	0	0.000	0.000
DEF SUPERSED LTR	0	0	0	0	0.000	0.000
DEFINITIVE	82	30,164	149	44,723	35.225	28.697
INTERNAL ORDER	0	0	0	0	0.000	0.000
MODIFICATION	72	10,551	265	110,886	62.648	71.151
GSA SCHEDULE	3	48	9	236	2.128	0.151
EXTERNAL ORDER	0	0	0	0	0.000	0.000
TERM FOR DEFAULT	0	0	0	0	0.000	0.000
TERM FOR CONVEN	0	0	0	0	0.000	0.000
PRODUCT OR SERVICE						
SUPPLIES & EQUIPMENT	5	103	13	727	3.073	0.466
RESEARCH & DEVELOPMENT	6	346	33	23,847	7.801	15.302
CONSTRUCTION	0	0	0	0	0.000	0.000
ARCHITECT ENGINEER	0	0	0	0	0.000	0.000
AUTOMATIC DATA PROCESSING SERVICES	28	11,521	83	35,383	19.622	22.704
ADP EQUIPMENT, PURCHASE & LEASE	4	668	9	9,636	2.128	6.183
REAL PROPERTY, PURCHASE & LEASE	0	0	0	0	0.000	0.000
OTHER SERVICES	114	28,125	285	86,252	67.376	55.345
CONSULTANT SERVICES	6	930	26	5,532	6.147	3.550

FEDERAL PROCUREMENT DATA SYSTEM  
DEPARTMENT OF ENERGY  
FOURTH QUARTER FISCAL YEAR 1985  
ACTIONS REPORTED IN SUMMARY ON SF 281

PART I - TOTAL PRIME ACQUISITION ACTIONS REPORTED IN SUMMARY ON SF 281

ACQUISITION METHOD	NUMBER OF ACTIONS	TOTAL DOLLARS (000)	SMALL BUSINESS CONCERNS	LARGE BUSINESS CONCERNS	EDUCATIONAL & NON-PROFIT INSTITUTION	OUTSIDE US POSSESSIONS
			DOLLARS (000)	DOLLARS (000)	DOLLARS (000)	DOLLARS (000)
1. TOTAL (2+7+8)	15,104	11,132				
2. SUBTOTAL (3+4+5+6)	15,072	11,124	7,764	3,106	175	79
3. FORMALLY ADVERTISED (INCLUDING 2 STEP)	30	22	14	4	0	4
4. NEGOTIATED COMPETITIVE	8,012	5,838	4,917	854	6	61
5. NEGOTIATED NON-COMPETITIVE	5,402	2,849	1,812	856	167	14
6. PROCUREMENT UNDER ANOTHER AGENCY'S CONTRACTS	1,628	2,415	1,021	1,392	2	0
6A. GSA SCHEDULES	1,569	2,345	972	1,373	0	0
6B. ANOTHER AGENCY'S CONTRACTS	59	70	49	19	2	0
7. DIRECTED CONTRACTS FOR FOREIGN GOVERNMENTS	0	0				
8. TARIFF OR REGULATED ACQUISITIONS	32	8				

PART II - STATISTICS ON SELECTED TYPES OF ACQUISITION

TYPE OF ACQUISITION	NUMBER OF ACTIONS	NET DOLLAR AMOUNT DOLLARS (000)
9. SMALL BUSINESS TOTAL SET-ASIDES	9,047	5,068
10. SMALL BUSINESS PARTIAL SET-ASIDES	98	61
11. TOTAL LABOR SURPLUS AREA SET-ASIDES	334	188
12. TOTAL LABOR SURPLUS AREA/SMALL BUSINESS SET-ASIDES	3,106	1,909
13. ACQUISITIONS FROM MINORITY AND DISADVANTAGED BUSINESS ENTERPRISES (13A+13B)	322	273
13A. DIRECTED TO LARGE OR SMALL MINORITY BUSINESS ENTERPRISES	207	160
13B. SMALL BUSINESS - DISADVANTAGED 8(A)	115	113
14. WOMEN-OWNED BUSINESS	114	141

FEDERAL PROCUREMENT DATA SYSTEM  
DEPARTMENT OF ENERGY  
FOURTH QUARTER FISCAL YEAR 1985 YEAR TO DATE  
ACTIONS REPORTED IN SUMMARY ON SF 281

PART I - TOTAL PRIME ACQUISITION ACTIONS REPORTED IN SUMMARY ON SF 281

ACQUISITION METHOD	NUMBER OF ACTIONS	TOTAL DOLLARS (000)	SMALL BUSINESS CONCERNS	LARGE BUSINESS CONCERNS	EDUCATIONAL & NON-PROFIT INSTITUTION	OUTSIDE US POSSESSIONS
			DOLLARS (000)	DOLLARS (000)	DOLLARS (000)	DOLLARS (000)
1. TOTAL (2+7+8)	57,503	42,367				
2. SUBTOTAL (3+4+5+6)	57,424	42,312	26,668	14,602	687	355
3. FORMALLY ADVERTISED (INCLUDING 2 STEP)	8,941	4,513	2,887	1,461	0	165
4. NEGOTIATED COMPETITIVE	21,852	16,123	13,504	2,476	28	115
5. NEGOTIATED NON-COMPETITIVE	21,037	12,666	7,272	4,722	597	75
6. PROCUREMENT UNDER ANOTHER AGENCY'S CONTRACTS	5,594	9,010	3,005	5,943	62	0
6A. GSA SCHEDULES	5,338	8,810	2,909	5,875	26	0
6B. ANOTHER AGENCY'S CONTRACTS	256	200	96	68	36	0
7. DIRECTED CONTRACTS FOR FOREIGN GOVERNMENTS	3	2				
8. TARIFF OR REGULATED ACQUISITIONS	76	53				

PART II - STATISTICS ON SELECTED TYPES OF ACQUISITION

TYPE OF ACQUISITION	NUMBER OF ACTIONS	NET DOLLAR AMOUNT DOLLARS (000)
9. SMALL BUSINESS TOTAL SET-ASIDES	25,029	14,959
10. SMALL BUSINESS PARTIAL SET-ASIDES	230	100
11. TOTAL LABOR SURPLUS AREA SET-ASIDES	2,794	2,055
12. TOTAL LABOR SURPLUS AREA/SMALL BUSINESS SET-ASIDES	13,401	8,776
13. ACQUISITIONS FROM MINORITY AND DISADVANTAGED BUSINESS ENTERPRISES (13A+13B)	1,143	690
13A. DIRECTED TO LARGE OR SMALL MINORITY BUSINESS ENTERPRISES	786	492
13B. SMALL BUSINESS - DISADVANTAGED 8(A)	357	198
14. WOMEN-OWNED BUSINESS	411	481

FEDERAL PROCUREMENT DATA SYSTEM  
DEPARTMENT OF ENERGY  
FOURTH QUARTER FISCAL YEAR 1985 AND YEAR TO DATE

ACTIONS REPORTED INDIVIDUALLY ON SF-279

	ACTIONS	4Q \$(000)	YTD ACTIONS	YTD \$(000)	YTD % #	YTD % \$
DEPARTMENT OF ENERGY	2,349	1,932,081	7,606	13,099,058	100.000	100.000
TYPE CONTRACTOR						
BUS CONCERNS	1,956	1,333,761	6,020	9,213,608	79.148	70.338
EDUCATIONAL & NON-PROFIT	255	356,369	993	2,309,281	13.055	17.629
STATE LOC GOV	129	111,678	571	1,123,709	7.507	8.579
NON-DEFINED	9	130,273	22	452,460	0.289	3.454
METHODS OF PROC.						
2 STEP	4	540	21	3,019	0.276	0.023
OTHER FORMAL ADV	94	8,172	340	89,285	4.470	0.682
NEG COMP	948	578,457	3,022	3,460,571	39.732	26.418
NEG NON-COMP	859	1,209,269	3,674	9,168,282	48.304	69.992
DIR FOR GOVS	0	0	0	0	0.000	0.000
TARIFF OR REG	4	84	22	220,687	0.289	1.685
SMALL BUSINESS AWARDS						
PRIME	1,075	144,506	3,020	386,868	39.705	2.953
TOTAL SET-ASIDE	314	26,556	837	75,448	11.004	0.576
PARTIAL SET-ASIDE	0	0	4	-81	0.053	-0.001
LABOR SURPLUS AREA						
TOTAL SET-ASIDE	19	-40,855	107	31,310	1.407	0.239
TIE BID PREF	1	83	1	83	0.013	0.001
TOT LSA SM SET-ASIDE	13	1,103	58	7,300	0.763	0.056
SUB-TOTAL	33	-39,669	166	38,693	2.182	0.295
NO PREF GIVEN	2,316	1,971,750	7,440	13,060,365	97.818	99.705
MINORITY & DISADVANT						
LG MINORITY	5	476	16	2,044	0.210	0.016
SM MINORITY	40	6,431	142	15,751	1.867	0.120
8A MINORITY	201	40,738	548	95,917	7.205	0.732
SUB-TOTAL	246	47,645	706	113,712	9.282	0.868
WOMEN OWNED	56	6,350	123	10,720	1.617	0.082
TYPE OF CONTRACT						
FIXED PRICE	1,168	355,418	3,810	1,449,065	50.092	11.062
COST	1,160	1,575,414	3,731	11,643,687	49.053	88.889
TIME & MATERIAL	6	295	22	3,930	0.289	0.030
LABOR HOUR	15	954	43	2,376	0.565	0.018
MULTI YEAR	174	114,889	527	824,559	6.929	6.295
SUBJECT TO STAT REQ						
WALSH HEALEY MFR	211	208,237	655	892,331	8.612	6.812
WALSH HEALEY DLR	47	20,943	159	366,162	2.090	2.795
SERVICE CONTRACTS	159	71,908	563	474,066	7.402	3.619
DAVIS BACON	283	63,584	904	231,445	11.885	1.767
NOT SUBJECT TO	1,649	1,567,409	5,325	11,135,054	70.011	85.007
KIND OF CONTRACT						
INITIAL LETTER	1	100	6	8,341	0.079	0.064
DEF SUPERSED LTR	1	150	13	9,005	0.171	0.069
DEFINITIVE	564	242,098	1,169	611,137	15.369	4.666
INTERNAL ORDER	38	1,054	108	2,470	1.420	0.019
MODIFICATION	1,557	1,682,045	5,705	12,446,109	75.007	95.015
GSA SCHEDULE	176	6,287	584	22,588	7.678	0.172
EXTERNAL ORDER	0	0	1	11	0.013	0.000
TERM FOR DEFAULT	10	689	16	-228	0.210	-0.002
TERM FOR CONVEN	2	-342	4	-375	0.053	-0.003
PRODUCT OR SERVICE						
SUPPLIES & EQUIPMENT	255	255,787	863	923,605	11.346	7.051
RESEARCH & DEVELOPMENT	768	231,993	2,402	1,348,605	31.580	10.295
CONSTRUCTION	331	78,382	1,096	331,733	14.410	2.532
ARCHITECT ENGINEER	107	-59,503	358	36,220	4.707	0.277
AUTOMATIC DATA PROCESSING SERVICES	67	10,373	255	47,720	3.353	0.364
ADP EQUIPMENT, PURCHASE & LEASE	130	11,828	400	23,457	5.259	0.179
REAL PROPERTY, PURCHASE & LEASE	2	250	15	1,736	0.197	0.013
OTHER SERVICES	689	1,402,971	2,217	10,385,982	29.148	79.288
CONSULTANT SERVICES	1	1	10	41	0.131	0.000

FEDERAL PROCUREMENT DATA SYSTEM  
 DEPT OF HEALTH AND HUMAN SERVICES  
 FOURTH QUARTER FISCAL YEAR 1985  
 ACTIONS REPORTED IN SUMMARY ON SF 281

PART I - TOTAL PRIME ACQUISITION ACTIONS REPORTED IN SUMMARY ON SF 281

ACQUISITION METHOD	NUMBER OF ACTIONS	TOTAL DOLLARS (000)	SMALL BUSINESS CONCERNS DOLLARS (000)	LARGE BUSINESS CONCERNS DOLLARS (000)	EDUCATIONAL & NON-PROFIT INSTITUTION DOLLARS (000)	OUTSIDE US POSSESSIONS DOLLARS (000)
1. TOTAL (2+7+8)	188,438	100,241				
2. SUBTOTAL (3+4+5+6)	188,437	100,241	54,165	37,463	8,314	299
3. FORMALLY ADVERTISED (INCLUDING 2 STEP)	66	186	115	61	10	0
4. NEGOTIATED COMPETITIVE	23,287	18,279	12,231	5,319	728	1
5. NEGOTIATED NON-COMPETITIVE	133,948	52,900	31,925	13,200	7,484	291
6. PROCUREMENT UNDER ANOTHER AGENCY'S CONTRACTS	31,138	28,876	9,894	18,883	92	7
6A. GSA SCHEDULES	29,291	26,812	9,615	17,191	5	1
6B. ANOTHER AGENCY'S CONTRACTS	1,847	2,064	279	1,692	87	6
7. DIRECTED CONTRACTS FOR FOREIGN GOVERNMENTS	1	0				
8. TARIFF OR REGULATED ACQUISITIONS	0	0				

PART II - STATISTICS ON SELECTED TYPES OF ACQUISITION

TYPE OF ACQUISITION	NUMBER OF ACTIONS	NET DOLLAR AMOUNT DOLLARS (000)
9. SMALL BUSINESS TOTAL SET-ASIDES	44,063	28,740
10. SMALL BUSINESS PARTIAL SET-ASIDES	127	35
11. TOTAL LABOR SURPLUS AREA SET-ASIDES	1,745	1,843
12. TOTAL LABOR SURPLUS AREA/SMALL BUSINESS SET-ASIDES	3,715	2,845
13. ACQUISITIONS FROM MINORITY AND DISADVANTAGED BUSINESS ENTERPRISES (13A+13B)	2,138	1,370
13A. DIRECTED TO LARGE OR SMALL MINORITY BUSINESS ENTERPRISES	2,017	1,146
13B. SMALL BUSINESS - DISADVANTAGED 8(A)	121	224
14. WOMEN-OWNED BUSINESS	1,894	1,348

FEDERAL PROCUREMENT DATA SYSTEM  
 DEPT OF HEALTH AND HUMAN SERVICES  
 FOURTH QUARTER FISCAL YEAR 1985 YEAR TO DATE  
 ACTIONS REPORTED IN SUMMARY ON SF 281

PART I - TOTAL PRIME ACQUISITION ACTIONS REPORTED IN SUMMARY ON SF 281

ACQUISITION METHOD	NUMBER OF ACTIONS	TOTAL DOLLARS (000)	SMALL BUSINESS CONCERNS DOLLARS (000)	LARGE BUSINESS CONCERNS DOLLARS (000)	EDUCATIONAL & NON-PROFIT INSTITUTION DOLLARS (000)	OUTSIDE US POSSESSIONS DOLLARS (000)
1. TOTAL (2+7+8)	765,274	390,903				
2. SUBTOTAL (3+4+5+6)	765,272	390,903	227,872	138,634	22,908	1,489
3. FORMALLY ADVERTISED (INCLUDING 2 STEP)	261	660	476	167	17	0
4. NEGOTIATED COMPETITIVE	86,673	62,007	41,384	18,561	2,055	7
5. NEGOTIATED NON-COMPETITIVE	557,552	221,913	154,604	45,628	20,206	1,475
6. PROCUREMENT UNDER ANOTHER AGENCY'S CONTRACTS	120,786	106,323	31,408	74,278	630	7
6A. GSA SCHEDULES	108,280	95,052	30,134	64,838	79	1
6B. ANOTHER AGENCY'S CONTRACTS	12,506	11,271	1,274	9,440	551	6
7. DIRECTED CONTRACTS FOR FOREIGN GOVERNMENTS	2	0				
8. TARIFF OR REGULATED ACQUISITIONS	0	0				

PART II - STATISTICS ON SELECTED TYPES OF ACQUISITION

TYPE OF ACQUISITION	NUMBER OF ACTIONS	NET DOLLAR AMOUNT DOLLARS (000)
9. SMALL BUSINESS TOTAL SET-ASIDES	245,112	135,058
10. SMALL BUSINESS PARTIAL SET-ASIDES	555	129
11. TOTAL LABOR SURPLUS AREA SET-ASIDES	6,785	6,323
12. TOTAL LABOR SURPLUS AREA/SMALL BUSINESS SET-ASIDES	21,621	11,975
13. ACQUISITIONS FROM MINORITY AND DISADVANTAGED BUSINESS ENTERPRISES (13A+13B)	7,372	4,544
13A. DIRECTED TO LARGE OR SMALL MINORITY BUSINESS ENTERPRISES	7,045	3,955
13B. SMALL BUSINESS - DISADVANTAGED 8(A)	327	589
14. WOMEN-OWNED BUSINESS	7,160	5,113

FEDERAL PROCUREMENT DATA SYSTEM  
DEPT OF HEALTH AND HUMAN SERVICES  
FOURTH QUARTER FISCAL YEAR 1985 AND YEAR TO DATE

ACTIONS REPORTED INDIVIDUALLY ON SF-279

	ACTIONS	4Q \$(000)	YTD ACTIONS	YTD \$(000)	YTD % #	YTD % \$
DEPT OF HEALTH AND HUMAN SERVICES	2,132	245,823	7,913	1,060,954	100.000	100.000
TYPE CONTRACTOR						
BUS CONCERNS	1,394	157,052	5,519	592,061	69.746	55.805
EDUCATIONAL & NON-PROFIT	384	53,243	1,165	273,315	14.723	25.761
STATE LOC GOV	353	35,326	1,227	195,336	15.506	18.411
NON-DEFINED	1	202	2	242	0.025	0.023
METHODS OF PROC						
2 STEP	2	590	9	1,341	0.114	0.126
OTHER FORMAL ADV	91	4,894	418	42,181	5.282	3.976
NEG COMP	1,341	155,023	5,713	790,533	72.198	74.512
NEG NON-COMP	273	28,007	1,341	167,943	16.947	15.829
DIR FOR GOVS	0	0	1	1,256	0.013	0.118
TARIFF OR REG	0	0	5	366	0.063	0.034
SMALL BUSINESS AWARDS						
PRIME	760	92,544	2,372	295,868	29.976	27.887
TOTAL SET-ASIDE	125	13,725	445	44,813	5.624	4.224
PARTIAL SET-ASIDE	1	25	6	251	0.076	0.024
LABOR SURPLUS AREA						
TOTAL SET-ASIDE	2	433	9	2,549	0.114	0.240
PARTIAL SET-ASIDE (DOD ONLY)	0	0	1	19	0.013	0.002
TIE BID PREF	2	212	5	598	0.063	0.056
TOT LSA SM SET-ASIDE	4	149	33	3,337	0.417	0.315
SUB-TOTAL	8	794	48	6,503	0.607	0.613
NO PREF GIVEN	2,124	245,029	7,865	1,054,451	99.393	99.387
MINORITY & DISADVANT						
LG MINORITY	3	96	20	2,206	0.253	0.208
SM MINORITY	31	1,688	105	16,700	1.327	1.574
8A MINORITY	179	29,285	382	62,198	4.827	5.862
SUB-TOTAL	213	31,069	507	81,104	6.407	7.644
WOMEN OWNED	70	4,856	253	23,145	3.197	2.182
TYPE OF CONTRACT						
FIXED PRICE	1,241	91,380	5,238	442,579	66.195	41.715
COST	880	153,741	2,545	605,114	32.162	57.035
TIME & MATERIAL	2	99	14	4,839	0.177	0.456
LABOR HOUR	9	603	116	8,422	1.466	0.794
MULTI YEAR	77	13,086	409	50,896	5.169	4.797
SUBJECT TO STAT REQ						
HALSH HEALEY MFR	117	10,479	749	74,553	9.465	7.027
HALSH HEALEY DLR	573	39,216	2,332	133,152	29.470	12.550
SERVICE CONTRACTS	1,280	168,671	3,904	717,880	49.337	67.664
DAVIS BACON	93	11,553	257	60,766	3.248	5.727
NOT SUBJECT TO	69	15,904	671	74,603	8.480	7.032
KIND OF CONTRACT						
INITIAL LETTER	1	15	3	381	0.038	0.036
DEF SUPERSED LTR	2	225	2	225	0.025	0.021
DEFINITIVE	726	139,269	2,193	436,367	27.714	41.130
INTERNAL ORDER	5	133	66	1,871	0.834	0.176
MODIFICATION	799	83,537	2,557	460,863	32.314	43.439
GSA SCHEDULE	543	17,951	2,645	117,728	33.426	11.096
EXTERNAL ORDER	53	4,695	442	43,554	5.586	4.105
TERM FOR DEFAULT	1	31	1	31	0.013	0.003
TERM FOR CONVEN	2	-33	4	-66	0.051	-0.006
PRODUCT OR SERVICE						
SUPPLIES & EQUIPMENT	357	21,504	1,699	96,912	21.471	9.134
RESEARCH & DEVELOPMENT	552	88,820	1,529	357,930	19.323	33.737
CONSTRUCTION	93	11,553	258	60,790	3.260	5.730
ARCHITECT ENGINEER	10	580	29	3,854	0.366	0.363
AUTOMATIC DATA PROCESSING SERVICES	42	12,385	186	44,826	2.351	4.225
ADP EQUIPMENT, PURCHASE & LEASE	307	27,424	1,055	80,333	13.332	7.572
REAL PROPERTY, PURCHASE & LEASE	2	235	16	625	0.202	0.059
OTHER SERVICES	769	83,322	3,141	415,684	39.694	39.180
CONSULTANT SERVICES	13	1,191	50	3,601	0.632	0.339



FEDERAL PROCUREMENT DATA SYSTEM  
DEPT OF HOUSING AND URBAN DEVELOPMENT  
FOURTH QUARTER FISCAL YEAR 1985  
ACTIONS REPORTED IN SUMMARY ON SF 281

PART I - TOTAL PRIME ACQUISITION ACTIONS REPORTED IN SUMMARY ON SF 281

ACQUISITION METHOD	NUMBER OF ACTIONS	TOTAL DOLLARS (000)	SMALL BUSINESS CONCERNS DOLLARS (000)	LARGE BUSINESS CONCERNS DOLLARS (000)	EDUCATIONAL & NON-PROFIT INSTITUTION DOLLARS (000)	OUTSIDE US POSSESSIONS DOLLARS (000)
1. TOTAL (2+7+8)	3,690	1,871				
2. SUBTOTAL (3+4+5+6)	3,690	1,871	1,107	728	36	0
3. FORMALLY ADVERTISED (INCLUDING 2 STEP)	0	0	0	0	0	0
4. NEGOTIATED COMPETITIVE	1,245	871	393	178	0	0
5. NEGOTIATED NON-COMPETITIVE	1,320	483	259	188	36	0
6. PROCUREMENT UNDER ANOTHER AGENCY'S CONTRACTS	1,125	817	455	362	0	0
6A. GSA SCHEDULES	798	768	406	362	0	0
6B. ANOTHER AGENCY'S CONTRACTS	327	49	49	0	0	0
7. DIRECTED CONTRACTS FOR FOREIGN GOVERNMENTS	0	0				
8. TARIFF OR REGULATED ACQUISITIONS	0	0				

PART II - STATISTICS ON SELECTED TYPES OF ACQUISITION

TYPE OF ACQUISITION	NUMBER OF ACTIONS	NET DOLLAR AMOUNT DOLLARS (000)
9. SMALL BUSINESS TOTAL SET-ASIDES	185	100
10. SMALL BUSINESS PARTIAL SET-ASIDES	1	1
11. TOTAL LABOR SURPLUS AREA SET-ASIDES	0	0
12. TOTAL LABOR SURPLUS AREA/SMALL BUSINESS SET-ASIDES	0	0
13. ACQUISITIONS FROM MINORITY AND DISADVANTAGED BUSINESS ENTERPRISES (13A+13B)	89	21
13A. DIRECTED TO LARGE OR SMALL MINORITY BUSINESS ENTERPRISES	89	21
13B. SMALL BUSINESS - DISADVANTAGED 8(A)	0	0
14. WOMEN-OWNED BUSINESS	48	20

FEDERAL PROCUREMENT DATA SYSTEM  
DEPT OF HOUSING AND URBAN DEVELOPMENT  
FOURTH QUARTER FISCAL YEAR 1985 YEAR TO DATE  
ACTIONS REPORTED IN SUMMARY ON SF 281

PART I - TOTAL PRIME ACQUISITION ACTIONS REPORTED IN SUMMARY ON SF 281

ACQUISITION METHOD	NUMBER OF ACTIONS	TOTAL DOLLARS (000)	SMALL BUSINESS CONCERNS DOLLARS (000)	LARGE BUSINESS CONCERNS DOLLARS (000)	EDUCATIONAL & NON-PROFIT INSTITUTION DOLLARS (000)	OUTSIDE US POSSESSIONS DOLLARS (000)
1. TOTAL (2+7+8)	14,642	8,776				
2. SUBTOTAL (3+4+5+6)	14,642	8,776	3,974	4,693	109	0
3. FORMALLY ADVERTISED (INCLUDING 2 STEP)	0	0	0	0	0	0
4. NEGOTIATED COMPETITIVE	4,790	2,513	1,502	996	15	0
5. NEGOTIATED NON-COMPETITIVE	5,085	2,070	1,081	895	94	0
6. PROCUREMENT UNDER ANOTHER AGENCY'S CONTRACTS	4,767	4,193	1,391	2,802	0	0
6A. GSA SCHEDULES	3,523	3,992	1,212	2,780	0	0
6B. ANOTHER AGENCY'S CONTRACTS	1,244	201	179	22	0	0
7. DIRECTED CONTRACTS FOR FOREIGN GOVERNMENTS	0	0				
8. TARIFF OR REGULATED ACQUISITIONS	0	0				

PART II - STATISTICS ON SELECTED TYPES OF ACQUISITION

TYPE OF ACQUISITION	NUMBER OF ACTIONS	NET DOLLAR AMOUNT DOLLARS (000)
9. SMALL BUSINESS TOTAL SET-ASIDES	718	349
10. SMALL BUSINESS PARTIAL SET-ASIDES	4	2
11. TOTAL LABOR SURPLUS AREA SET-ASIDES	0	0
12. TOTAL LABOR SURPLUS AREA/SMALL BUSINESS SET-ASIDES	0	0
13. ACQUISITIONS FROM MINORITY AND DISADVANTAGED BUSINESS ENTERPRISES (13A+13B)	281	154
13A. DIRECTED TO LARGE OR SMALL MINORITY BUSINESS ENTERPRISES	274	148
13B. SMALL BUSINESS - DISADVANTAGED 8(A)	7	6
14. WOMEN-OWNED BUSINESS	161	96

FEDERAL PROCUREMENT DATA SYSTEM  
DEPT OF HOUSING AND URBAN DEVELOPMENT  
FOURTH QUARTER FISCAL YEAR 1985 AND YEAR TO DATE

ACTIONS REPORTED INDIVIDUALLY ON SF-279

	ACTIONS	4Q \$(000)	YTD ACTIONS	YTD \$(000)	YTD % #	YTD % \$
DEPT OF HOUSING AND URBAN DEVELOPMENT	136	14,634	420	57,847	100.000	100.000
TYPE CONTRACTOR						
BUS CONCERNS	125	13,655	392	54,128	93.333	93.571
EDUCATIONAL & NON-PROFIT	10	929	26	3,645	6.190	6.301
STATE LOC GOV	1	50	2	74	0.476	0.128
NON-DEFINED	0	0	0	0	0.000	0.000
METHODS OF PROC						
2 STEP	0	0	0	0	0.000	0.000
OTHER FORMAL ADV	4	-218	18	351	4.286	0.607
NEG COMP	49	5,467	216	34,543	51.429	59.714
NEG NON-COMP	30	7,943	113	20,979	26.905	36.266
DIR FOR GOVS	0	0	0	0	0.000	0.000
TARIFF OR REG	0	0	0	0	0.000	0.000
SMALL BUSINESS AWARDS						
PRIME	68	10,165	210	24,087	50.000	41.639
TOTAL SET-ASIDE	2	17	3	28	0.714	0.048
PARTIAL SET-ASIDE	0	0	0	0	0.000	0.000
LABOR SURPLUS AREA						
TOTAL SET-ASIDE	25	298	25	298	5.952	0.515
TIE BID PREF	0	0	0	0	0.000	0.000
TOT LSA SM SET-ASIDE	0	0	0	0	0.000	0.000
SUB-TOTAL	25	298	25	298	5.952	0.515
NO PREF GIVEN	111	14,336	395	57,549	94.048	99.485
MINORITY & DISADVANT						
LG MINORITY	0	0	1	48	0.238	0.083
SM MINORITY	6	-21	15	981	3.571	1.696
BA MINORITY	33	7,891	81	15,378	19.286	26.584
SUB-TOTAL	39	7,870	97	16,407	23.095	28.363
WOMEN OWNED	4	163	15	642	3.571	1.110
TYPE OF CONTRACT						
FIXED PRICE	82	8,919	188	33,076	44.762	57.178
COST	52	5,519	230	24,575	54.762	42.483
TIME & MATERIAL	2	196	2	196	0.476	0.339
LABOR HOUR	0	0	0	0	0.000	0.000
MULTI YEAR	0	0	0	0	0.000	0.000
SUBJECT TO STAT REQ						
WALSH HEALEY MFR	0	0	1	-5	0.238	-0.009
WALSH HEALEY DLR	0	0	0	0	0.000	0.000
SERVICE CONTRACTS	40	912	65	5,447	15.476	9.416
DAVIS BACON	1	28	1	28	0.238	0.048
NOT SUBJECT TO	95	13,694	353	52,377	84.048	90.544
KIND OF CONTRACT						
INITIAL LETTER	0	0	0	0	0.000	0.000
DEF SUPERSED LTR	0	0	0	0	0.000	0.000
DEFINITIVE	24	1,906	148	11,132	35.238	19.244
INTERNAL ORDER	41	1,196	46	1,746	10.952	3.018
MODIFICATION	65	11,373	207	44,352	49.286	76.671
GSA SCHEDULE	6	159	19	617	4.524	1.067
EXTERNAL ORDER	0	0	0	0	0.000	0.000
TERM FOR DEFAULT	0	0	0	0	0.000	0.000
TERM FOR CONVEN	0	0	0	0	0.000	0.000
PRODUCT OR SERVICE						
SUPPLIES & EQUIPMENT	9	1,524	50	3,108	11.905	5.373
RESEARCH & DEVELOPMENT	2	116	9	509	2.143	0.880
CONSTRUCTION	29	265	34	792	8.095	1.369
ARCHITECT ENGINEER	0	0	0	0	0.000	0.000
AUTOMATIC DATA PROCESSING SERVICES	27	2,138	92	22,500	21.905	38.896
ADP EQUIPMENT, PURCHASE & LEASE	9	644	34	6,571	8.095	11.359
REAL PROPERTY, PURCHASE & LEASE	0	0	0	0	0.000	0.000
OTHER SERVICES	60	9,947	201	24,367	47.857	42.123
CONSULTANT SERVICES	3	130	10	251	2.381	0.434

FEDERAL PROCUREMENT DATA SYSTEM  
DEPARTMENT OF INTERIOR  
FOURTH QUARTER FISCAL YEAR 1985  
ACTIONS REPORTED IN SUMMARY ON SF 281

PART I - TOTAL PRIME ACQUISITION ACTIONS REPORTED IN SUMMARY ON SF 281

ACQUISITION METHOD	NUMBER OF ACTIONS	TOTAL DOLLARS (000)	SMALL BUSINESS CONCERNS DOLLARS (000)	LARGE BUSINESS CONCERNS DOLLARS (000)	EDUCATIONAL & NON-PROFIT INSTITUTION DOLLARS (000)	OUTSIDE US POSSESSIONS DOLLARS (000)
1. TOTAL (2+7+8)	161,780	100,187				
2. SUBTOTAL (3+4+5+6)	161,629	99,983	67,424	29,643	2,712	204
3. FORMALLY ADVERTISED (INCLUDING 2 STEP)	399	1,370	1,156	213	1	0
4. NEGOTIATED COMPETITIVE	79,145	49,594	40,058	8,686	698	152
5. NEGOTIATED NON-COMPETITIVE	60,177	22,848	15,984	5,487	1,337	40
6. PROCUREMENT UNDER ANOTHER AGENCY'S CONTRACTS	21,908	26,171	10,226	15,257	676	12
6A. GSA SCHEDULES	18,390	22,272	8,399	13,823	41	9
6B. ANOTHER AGENCY'S CONTRACTS	3,518	3,899	1,827	1,434	635	3
7. DIRECTED CONTRACTS FOR FOREIGN GOVERNMENTS	9	5				
8. TARIFF OR REGULATED ACQUISITIONS	142	199				

PART II - STATISTICS ON SELECTED TYPES OF ACQUISITION

TYPE OF ACQUISITION	NUMBER OF ACTIONS	NET DOLLAR AMOUNT DOLLARS (000)
9. SMALL BUSINESS TOTAL SET-ASIDES	58,342	31,129
10. SMALL BUSINESS PARTIAL SET-ASIDES	63	53
11. TOTAL LABOR SURPLUS AREA SET-ASIDES	7,260	3,392
12. TOTAL LABOR SURPLUS AREA/SMALL BUSINESS SET-ASIDES	15,446	5,672
13. ACQUISITIONS FROM MINORITY AND DISADVANTAGED BUSINESS ENTERPRISES (13A+13B)	3,270	3,434
13A. DIRECTED TO LARGE OR SMALL MINORITY BUSINESS ENTERPRISES	3,270	3,434
13B. SMALL BUSINESS - DISADVANTAGED 8(A)	0	0
14. WOMEN-OWNED BUSINESS	2,232	1,643

FEDERAL PROCUREMENT DATA SYSTEM  
DEPARTMENT OF INTERIOR  
FOURTH QUARTER FISCAL YEAR 1985 YEAR TO DATE  
ACTIONS REPORTED IN SUMMARY ON SF 281

PART I - TOTAL PRIME ACQUISITION ACTIONS REPORTED IN SUMMARY ON SF 281

ACQUISITION METHOD	NUMBER OF ACTIONS	TOTAL DOLLARS (000)	SMALL BUSINESS CONCERNS DOLLARS (000)	LARGE BUSINESS CONCERNS DOLLARS (000)	EDUCATIONAL & NON-PROFIT INSTITUTION DOLLARS (000)	OUTSIDE US POSSESSIONS DOLLARS (000)
1. TOTAL (2+7+8)	554,616	332,606				
2. SUBTOTAL (3+4+5+6)	553,978	331,635	204,489	117,416	8,911	819
3. FORMALLY ADVERTISED (INCLUDING 2 STEP)	1,267	4,163	3,167	995	1	0
4. NEGOTIATED COMPETITIVE	244,847	150,534	112,241	35,984	1,751	558
5. NEGOTIATED NON-COMPETITIVE	231,559	83,333	54,772	22,746	5,579	236
6. PROCUREMENT UNDER ANOTHER AGENCY'S CONTRACTS	76,305	93,605	34,309	57,691	1,580	25
6A. GSA SCHEDULES	64,848	74,515	23,579	50,771	143	22
6B. ANOTHER AGENCY'S CONTRACTS	11,457	19,090	10,730	6,920	1,437	3
7. DIRECTED CONTRACTS FOR FOREIGN GOVERNMENTS	17	11				
8. TARIFF OR REGULATED ACQUISITIONS	621	960				

PART II - STATISTICS ON SELECTED TYPES OF ACQUISITION

TYPE OF ACQUISITION	NUMBER OF ACTIONS	NET DOLLAR AMOUNT DOLLARS (000)
9. SMALL BUSINESS TOTAL SET-ASIDES	208,244	258,202
10. SMALL BUSINESS PARTIAL SET-ASIDES	205	97
11. TOTAL LABOR SURPLUS AREA SET-ASIDES	29,714	12,534
12. TOTAL LABOR SURPLUS AREA/SMALL BUSINESS SET-ASIDES	46,727	17,471
13. ACQUISITIONS FROM MINORITY AND DISADVANTAGED BUSINESS ENTERPRISES (13A+13B)	9,496	9,037
13A. DIRECTED TO LARGE OR SMALL MINORITY BUSINESS ENTERPRISES	9,496	9,037
13B. SMALL BUSINESS - DISADVANTAGED 8(A)	0	0
14. WOMEN-OWNED BUSINESS	6,296	6,700

FEDERAL PROCUREMENT DATA SYSTEM  
DEPARTMENT OF INTERIOR  
FOURTH QUARTER FISCAL YEAR 1985 AND YEAR TO DATE

ACTIONS REPORTED INDIVIDUALLY ON SF-279

	ACTIONS	4Q \$(000)	YTD ACTIONS	YTD \$(000)	YTD % #	YTD % \$
DEPARTMENT OF INTERIOR	0	0	3,959	407,614	100.000	100.000
TYPE CONTRACTOR	0	0	2,613	226,230	66.002	55.501
BUS CONCERNS	0	0	111	18,076	2.804	4.435
EDUCATIONAL & NON-PROFIT	0	0	1,230	163,296	31.068	40.061
STATE LOC GOV	0	0	5	12	0.126	0.003
NON-DEFINED	0	0				
METHODS OF PROC	0	0	0	0	0.000	0.000
2 STEP	0	0	349	42,059	8.815	10.318
OTHER FORMAL ADV	0	0	1,837	158,160	46.401	38.801
NEG COMP	0	0	1,768	205,983	44.658	50.534
NEG NON-COMP	0	0	0	0	0.000	0.000
DIR FOR GOVS	0	0	5	1,412	0.126	0.346
TARIFF OR REG	0	0				
SMALL BUSINESS AWARDS	0	0	1,720	127,292	43.445	31.229
PRIME	0	0	508	37,226	12.832	9.133
TOTAL SET-ASIDE	0	0	4	242	0.101	0.059
PARTIAL SET-ASIDE	0	0				
LABOR SURPLUS AREA	0	0	70	36,054	1.768	8.845
TOTAL SET-ASIDE	0	0	0	0	0.000	0.000
TIE BID PREF	0	0	334	22,805	8.436	5.595
TOT LSA SM SET-ASIDE	0	0	404	58,859	10.205	14.440
SUB-TOTAL	0	0	3,555	348,755	89.795	85.560
NO PREF GIVEN	0	0				
MINORITY & DISADVANT	0	0	91	2,593	2.299	0.636
LG MINORITY	0	0	145	19,462	3.663	4.775
SM MINORITY	0	0	150	15,736	3.789	3.861
8A MINORITY	0	0	386	37,791	9.750	9.271
SUB-TOTAL	0	0				
WOMEN OWNED	0	0	79	5,102	1.995	1.252
TYPE OF CONTRACT	0	0	2,519	199,435	63.627	48.927
FIXED PRICE	0	0	1,406	205,584	35.514	50.436
COST	0	0	24	1,620	0.606	0.397
TIME & MATERIAL	0	0	10	975	0.253	0.239
LABOR HOUR	0	0	286	38,385	7.224	9.417
MULTI YEAR	0	0				
SUBJECT TO STAT REQ	0	0	699	26,522	17.656	6.507
WALSH HEALEY MFR	0	0	173	13,624	4.370	3.342
WALSH HEALEY DLR	0	0	740	61,491	18.692	15.086
SERVICE CONTRACTS	0	0	551	97,037	13.918	23.806
DAVIS BACON	0	0	1,796	208,940	45.365	51.259
NOT SUBJECT TO	0	0				
KIND OF CONTRACT	0	0	6	1,949	0.152	0.478
INITIAL LETTER	0	0				
DEF SUPERSED LTR	0	0	1	1,918	0.025	0.471
DEFINITIVE	0	0	1,600	230,891	40.414	56.645
INTERNAL ORDER	0	0	436	12,358	11.013	3.032
MODIFICATION	0	0	1,493	146,916	37.712	36.043
GSA SCHEDULE	0	0	370	12,070	9.346	2.961
EXTERNAL ORDER	0	0	48	1,677	1.212	0.411
TERM FOR DEFAULT	0	0	3	-118	0.076	-0.029
TERM FOR CONVEN	0	0	2	-47	0.051	-0.012
PRODUCT OR SERVICE	0	0	462	21,107	11.670	5.178
SUPPLIES & EQUIPMENT	0	0	85	6,762	2.147	1.659
RESEARCH & DEVELOPMENT	0	0	580	101,235	14.650	24.836
CONSTRUCTION	0	0	178	11,217	4.496	2.752
ARCHITECT ENGINEER	0	0	102	11,775	2.576	2.889
AUTOMATIC DATA PROCESSING SERVICES	0	0	263	12,930	6.643	3.172
ADP EQUIPMENT, PURCHASE & LEASE	0	0	24	610	0.606	0.150
REAL PROPERTY, PURCHASE & LEASE	0	0	2,265	241,978	57.211	59.364
OTHER SERVICES	0	0	27	3,485	0.682	0.855
CONSULTANT SERVICES	0	0				

FEDERAL PROCUREMENT DATA SYSTEM  
DEPARTMENT OF JUSTICE  
FOURTH QUARTER FISCAL YEAR 1985  
ACTIONS REPORTED IN SUMMARY ON SF 281

PART I - TOTAL PRIME ACQUISITION ACTIONS REPORTED IN SUMMARY ON SF 281

ACQUISITION METHOD	NUMBER OF ACTIONS	TOTAL DOLLARS (000)	SMALL BUSINESS CONCERNS DOLLARS (000)	LARGE BUSINESS CONCERNS DOLLARS (000)	EDUCATIONAL & NON-PROFIT INSTITUTION DOLLARS (000)	OUTSIDE US POSSESSIONS DOLLARS (000)
1. TOTAL (2+7+8)	156,865	52,545				
2. SUBTOTAL (3+4+5+6)	156,749	51,608	33,475	15,596	2,535	2
3. FORMALLY ADVERTISED (INCLUDING 2 STEP)	189	974	763	211	0	0
4. NEGOTIATED COMPETITIVE	26,578	14,085	11,891	2,154	40	0
5. NEGOTIATED NON-COMPETITIVE	86,212	19,153	13,864	4,584	703	2
6. PROCUREMENT UNDER ANOTHER AGENCY'S CONTRACTS	43,770	17,396	6,957	8,647	1,792	0
6A. GSA SCHEDULES	9,651	12,626	5,244	7,381	1	0
6B. ANOTHER AGENCY'S CONTRACTS	34,119	4,770	1,713	1,266	1,791	0
7. DIRECTED CONTRACTS FOR FOREIGN GOVERNMENTS	1	1				
8. TARIFF OR REGULATED ACQUISITIONS	115	936				

PART II - STATISTICS ON SELECTED TYPES OF ACQUISITION

TYPE OF ACQUISITION	NUMBER OF ACTIONS	NET DOLLAR AMOUNT DOLLARS (000)
9. SMALL BUSINESS TOTAL SET-ASIDES	113,131	13,551
10. SMALL BUSINESS PARTIAL SET-ASIDES	0	0
11. TOTAL LABOR SURPLUS AREA SET-ASIDES	12,437	2,263
12. TOTAL LABOR SURPLUS AREA/SMALL BUSINESS SET-ASIDES	23,448	9,000
13. ACQUISITIONS FROM MINORITY AND DISADVANTAGED BUSINESS ENTERPRISES (13A+13B)	15,080	1,864
13A. DIRECTED TO LARGE OR SMALL MINORITY BUSINESS ENTERPRISES	15,073	1,837
13B. SMALL BUSINESS - DISADVANTAGED 8(A)	7	27
14. WOMEN-OWNED BUSINESS	2,015	1,042

FEDERAL PROCUREMENT DATA SYSTEM  
DEPARTMENT OF JUSTICE  
FOURTH QUARTER FISCAL YEAR 1985 YEAR TO DATE  
ACTIONS REPORTED IN SUMMARY ON SF 281

PART I - TOTAL PRIME ACQUISITION ACTIONS REPORTED IN SUMMARY ON SF 281

ACQUISITION METHOD	NUMBER OF ACTIONS	TOTAL DOLLARS (000)	SMALL BUSINESS CONCERNS DOLLARS (000)	LARGE BUSINESS CONCERNS DOLLARS (000)	EDUCATIONAL & NON-PROFIT INSTITUTION DOLLARS (000)	OUTSIDE US POSSESSIONS DOLLARS (000)
1. TOTAL (2+7+8)	576,497	181,771				
2. SUBTOTAL (3+4+5+6)	576,202	179,148	115,716	54,067	9,231	134
3. FORMALLY ADVERTISED (INCLUDING 2 STEP)	966	3,555	2,494	1,002	10	49
4. NEGOTIATED COMPETITIVE	144,185	54,045	45,975	7,931	122	17
5. NEGOTIATED NON-COMPETITIVE	252,988	66,970	47,525	16,414	3,028	3
6. PROCUREMENT UNDER ANOTHER AGENCY'S CONTRACTS	178,063	54,578	19,722	28,720	6,071	65
6A. GSA SCHEDULES	30,751	37,813	13,560	24,241	12	0
6B. ANOTHER AGENCY'S CONTRACTS	147,312	16,765	6,162	4,479	6,059	65
7. DIRECTED CONTRACTS FOR FOREIGN GOVERNMENTS	1	1				
8. TARIFF OR REGULATED ACQUISITIONS	294	2,622				

PART II - STATISTICS ON SELECTED TYPES OF ACQUISITION

TYPE OF ACQUISITION	NUMBER OF ACTIONS	NET DOLLAR AMOUNT DOLLARS (000)
9. SMALL BUSINESS TOTAL SET-ASIDES	331,005	65,675
10. SMALL BUSINESS PARTIAL SET-ASIDES	0	0
11. TOTAL LABOR SURPLUS AREA SET-ASIDES	42,113	7,554
12. TOTAL LABOR SURPLUS AREA/SMALL BUSINESS SET-ASIDES	65,172	21,822
13. ACQUISITIONS FROM MINORITY AND DISADVANTAGED BUSINESS ENTERPRISES (13A+13B)	60,325	5,734
13A. DIRECTED TO LARGE OR SMALL MINORITY BUSINESS ENTERPRISES	60,304	5,676
13B. SMALL BUSINESS - DISADVANTAGED 8(A)	21	58
14. WOMEN-OWNED BUSINESS	17,255	2,392

FEDERAL PROCUREMENT DATA SYSTEM  
DEPARTMENT OF JUSTICE  
FOURTH QUARTER FISCAL YEAR 1985 AND YEAR TO DATE

ACTIONS REPORTED INDIVIDUALLY ON SF-279

	ACTIONS	4Q \$(000)	YTD ACTIONS	YTD \$(000)	YTD % #	YTD % \$
DEPARTMENT OF JUSTICE	820	101,192	3,825	359,905	100.000	100.000
TYPE CONTRACTOR						
BUS CONCERNS	742	87,096	3,422	304,848	89.464	84.702
EDUCATIONAL & NON-PROFIT	5	1,487	67	7,608	1.752	2.114
STATE LOC GOV	73	12,609	335	47,435	8.758	13.180
NON-DEFINED	0	0	1	14	0.026	0.004
METHODS OF PROC						
2 STEP	0	0	1	134	0.026	0.037
OTHER FORMAL ADV	10	1,201	180	15,038	4.706	4.178
NEG COMP	398	41,016	2,051	160,794	53.621	44.677
NEG NON-COMP	82	13,990	1,001	108,507	26.170	30.149
DIR FOR GOVS	0	0	0	0	0.000	0.000
TARIFF OR REG	0	0	8	1,260	0.209	0.350
SMALL BUSINESS AWARDS						
PRIME	290	28,307	1,476	113,302	38.588	31.481
TOTAL SET-ASIDE	17	512	160	8,467	4.183	2.353
PARTIAL SET-ASIDE	0	0	0	0	0.000	0.000
LABOR SURPLUS AREA						
TOTAL SET-ASIDE	0	0	6	4,423	0.157	1.229
PARTIAL SET-ASIDE (DOD ONLY)	1	10	1	10	0.026	0.003
TIE BID PREF	7	611	13	1,008	0.340	0.280
TOT LSA SM SET-ASIDE	0	0	17	891	0.444	0.248
SUB-TOTAL	8	621	37	6,332	0.967	1.759
NO PREF GIVEN	812	100,571	3,788	353,573	99.033	98.241
MINORITY & DISADVANT						
LG MINORITY	3	97	15	1,475	0.392	0.410
SM MINORITY	12	1,323	70	5,011	1.830	1.392
8A MINORITY	14	4,240	70	19,355	1.830	5.378
SUB-TOTAL	29	5,660	155	25,841	4.052	7.180
WOMEN OWNED	13	4,863	82	9,217	2.144	2.561
TYPE OF CONTRACT						
FIXED PRICE	779	93,010	3,657	325,611	95.608	90.471
COST	21	4,470	104	22,563	2.719	6.269
TIME & MATERIAL	19	648	50	4,394	1.307	1.221
LABOR HOUR	1	3,064	14	7,337	0.366	2.039
MULTI YEAR	162	26,099	516	69,605	13.490	19.340
SUBJECT TO STAT REQ						
WALSH HEALEY MFR	340	49,144	1,255	101,689	32.810	28.254
WALSH HEALEY DLR	96	3,939	545	23,152	14.248	6.433
SERVICE CONTRACTS	153	23,908	1,079	143,605	28.209	39.901
DAVIS BACON	33	11,255	86	28,837	2.248	8.012
NOT SUBJECT TO	198	12,946	860	62,622	22.484	17.400
KIND OF CONTRACT						
INITIAL LETTER	1	22	6	759	0.157	0.211
DEF SUPERSED LTR	5	4,277	7	5,886	0.183	1.635
DEFINITIVE	199	52,587	1,187	131,003	31.033	36.399
INTERNAL ORDER	76	6,260	370	40,718	9.673	11.314
MODIFICATION	105	20,761	665	116,817	17.386	32.458
GSA SCHEDULE	410	16,195	1,470	58,587	38.431	16.278
EXTERNAL ORDER	24	1,090	120	6,135	3.137	1.705
TERM FOR DEFAULT	0	0	0	0	0.000	0.000
TERM FOR CONVEN	0	0	0	0	0.000	0.000
PRODUCT OR SERVICE						
SUPPLIES & EQUIPMENT	388	46,702	1,355	88,178	35.425	24.500
RESEARCH & DEVELOPMENT	2	148	10	2,146	0.261	0.596
CONSTRUCTION	40	12,011	104	30,719	2.719	8.535
ARCHITECT ENGINEER	3	233	24	5,925	0.627	1.646
AUTOMATIC DATA PROCESSING SERVICES	11	4,306	129	34,979	3.373	9.719
ADP EQUIPMENT, PURCHASE & LEASE	151	14,954	611	58,117	15.974	16.148
REAL PROPERTY, PURCHASE & LEASE	5	406	35	1,635	0.915	0.454
OTHER SERVICES	220	22,432	1,557	138,206	40.706	38.401
CONSULTANT SERVICES	0	0	23	2,553	0.601	0.709

FEDERAL PROCUREMENT DATA SYSTEM  
DEPARTMENT OF LABOR  
FOURTH QUARTER FISCAL YEAR 1985  
ACTIONS REPORTED IN SUMMARY ON SF 281

PART I - TOTAL PRIME ACQUISITION ACTIONS REPORTED IN SUMMARY ON SF 281

ACQUISITION METHOD	NUMBER OF ACTIONS	TOTAL DOLLARS (000)	SMALL BUSINESS CONCERNS DOLLARS (000)	LARGE BUSINESS CONCERNS DOLLARS (000)	EDUCATIONAL & NON-PROFIT INSTITUTION DOLLARS (000)	OUTSIDE US POSSESSIONS DOLLARS (000)
1. TOTAL (2+7+8)	9,309	8,114				
2. SUBTOTAL (3+4+5+6)	9,309	8,114	4,806	3,147	161	0
3. FORMALLY ADVERTISED (INCLUDING 2 STEP)	0	0	0	0	0	0
4. NEGOTIATED COMPETITIVE	1,653	1,677	1,057	618	2	0
5. NEGOTIATED NON-COMPETITIVE	5,460	4,393	3,051	1,188	154	0
6. PROCUREMENT UNDER ANOTHER AGENCY'S CONTRACTS	2,196	2,044	698	1,341	5	0
6A. GSA SCHEDULES	2,168	2,021	691	1,330	0	0
6B. ANOTHER AGENCY'S CONTRACTS	28	23	7	11	5	0
7. DIRECTED CONTRACTS FOR FOREIGN GOVERNMENTS	0	0				
8. TARIFF OR REGULATED ACQUISITIONS	0	0				

PART II - STATISTICS ON SELECTED TYPES OF ACQUISITION

TYPE OF ACQUISITION	NUMBER OF ACTIONS	NET DOLLAR AMOUNT DOLLARS (000)
9. SMALL BUSINESS TOTAL SET-ASIDES	1,977	979
10. SMALL BUSINESS PARTIAL SET-ASIDES	0	0
11. TOTAL LABOR SURPLUS AREA SET-ASIDES	109	116
12. TOTAL LABOR SURPLUS AREA/SMALL BUSINESS SET-ASIDES	63	73
13. ACQUISITIONS FROM MINORITY AND DISADVANTAGED BUSINESS ENTERPRISES (13A+13B)	408	343
13A. DIRECTED TO LARGE OR SMALL MINORITY BUSINESS ENTERPRISES	397	336
13B. SMALL BUSINESS - DISADVANTAGED 8(A)	11	7
14. WOMEN-OWNED BUSINESS	76	87

FEDERAL PROCUREMENT DATA SYSTEM  
DEPARTMENT OF LABOR  
FOURTH QUARTER FISCAL YEAR 1985 YEAR TO DATE  
ACTIONS REPORTED IN SUMMARY ON SF 281

PART I - TOTAL PRIME ACQUISITION ACTIONS REPORTED IN SUMMARY ON SF 281

ACQUISITION METHOD	NUMBER OF ACTIONS	TOTAL DOLLARS (000)	SMALL BUSINESS CONCERNS DOLLARS (000)	LARGE BUSINESS CONCERNS DOLLARS (000)	EDUCATIONAL & NON-PROFIT INSTITUTION DOLLARS (000)	OUTSIDE US POSSESSIONS DOLLARS (000)
1. TOTAL (2+7+8)	35,458	30,595				
2. SUBTOTAL (3+4+5+6)	35,458	30,595	15,726	14,444	416	0
3. FORMALLY ADVERTISED (INCLUDING 2 STEP)	13	6	5	0	1	0
4. NEGOTIATED COMPETITIVE	5,709	6,630	3,560	3,048	22	0
5. NEGOTIATED NON-COMPETITIVE	20,482	15,210	9,705	5,146	359	0
6. PROCUREMENT UNDER ANOTHER AGENCY'S CONTRACTS	9,254	8,749	2,456	6,259	34	0
6A. GSA SCHEDULES	9,028	8,645	2,417	6,228	0	0
6B. ANOTHER AGENCY'S CONTRACTS	226	104	39	31	34	0
7. DIRECTED CONTRACTS FOR FOREIGN GOVERNMENTS	0	0				
8. TARIFF OR REGULATED ACQUISITIONS	0	0				

PART II - STATISTICS ON SELECTED TYPES OF ACQUISITION

TYPE OF ACQUISITION	NUMBER OF ACTIONS	NET DOLLAR AMOUNT DOLLARS (000)
9. SMALL BUSINESS TOTAL SET-ASIDES	8,079	3,688
10. SMALL BUSINESS PARTIAL SET-ASIDES	0	0
11. TOTAL LABOR SURPLUS AREA SET-ASIDES	674	574
12. TOTAL LABOR SURPLUS AREA/SMALL BUSINESS SET-ASIDES	361	313
13. ACQUISITIONS FROM MINORITY AND DISADVANTAGED BUSINESS ENTERPRISES (13A+13B)	1,175	2,079
13A. DIRECTED TO LARGE OR SMALL MINORITY BUSINESS ENTERPRISES	1,133	2,005
13B. SMALL BUSINESS - DISADVANTAGED 8(A)	42	74
14. WOMEN-OWNED BUSINESS	226	346

FEDERAL PROCUREMENT DATA SYSTEM  
DEPARTMENT OF JUSTICE  
FOURTH QUARTER FISCAL YEAR 1985 AND YEAR TO DATE

ACTIONS REPORTED INDIVIDUALLY ON SF-279

	ACTIONS	4Q \$(000)	YTD ACTIONS	YTD \$(000)	YTD % #	YTD % \$
DEPARTMENT OF JUSTICE	820	101,192	3,825	359,905	100.000	100.000
TYPE CONTRACTOR						
BUS CONCERNS	742	87,096	3,422	304,848	89.464	84.702
EDUCATIONAL & NON-PROFIT	5	1,487	67	7,608	1.752	2.114
STATE LOC GOV	73	12,609	335	47,435	8.758	13.180
NON-DEFINED	0	0	1	14	0.026	0.004
METHODS OF PROC						
2 STEP	0	0	1	134	0.026	0.037
OTHER FORMAL ADV	10	1,201	180	15,038	4.706	4.178
NEG COMP	398	41,016	2,051	160,794	53.621	44.677
NEG NON-COMP	82	13,990	1,001	108,507	26.170	30.149
DIR FOR GOVS	0	0	0	0	0.000	0.000
TARIFF OR REG	0	0	8	1,260	0.209	0.350
SMALL BUSINESS AWARDS						
PRIME	290	28,307	1,476	113,302	38.588	31.481
TOTAL SET-ASIDE	17	512	160	8,467	4.183	2.353
PARTIAL SET-ASIDE	0	0	0	0	0.000	0.000
LABOR SURPLUS AREA						
TOTAL SET-ASIDE	0	0	6	4,423	0.157	1.229
PARTIAL SET-ASIDE (DOD ONLY)	1	10	1	10	0.026	0.003
TIE BID PREF	7	611	13	1,008	0.340	0.280
TOT LSA SM SET-ASIDE	0	0	17	891	0.444	0.248
SUB-TOTAL	8	621	37	6,332	0.967	1.759
NO PREF GIVEN	812	100,571	3,788	353,573	99.033	98.241
MINORITY & DISADVANT						
LG MINORITY	3	97	15	1,475	0.392	0.410
SM MINORITY	12	1,323	70	5,011	1.830	1.392
8A MINORITY	14	4,240	70	19,355	1.830	5.378
SUB-TOTAL	29	5,660	155	25,841	4.052	7.180
WOMEN OWNED	13	4,863	82	9,217	2.144	2.561
TYPE OF CONTRACT						
FIXED PRICE	779	93,010	3,657	325,611	95.608	90.471
COST	21	4,470	104	22,563	2.719	6.269
TIME & MATERIAL	19	648	50	4,394	1.307	1.221
LABOR HOUR	1	3,064	14	7,337	0.366	2.039
MULTI YEAR	162	26,099	516	69,605	13.490	19.340
SUBJECT TO STAT REQ						
WALSH HEALEY MFR	340	49,144	1,255	101,689	32.810	28.254
WALSH HEALEY DLR	96	3,939	545	23,152	14.248	6.433
SERVICE CONTRACTS	153	23,908	1,079	143,605	28.209	39.901
DAVIS BACON	33	11,255	86	28,837	2.248	8.012
NOT SUBJECT TO	198	12,946	860	62,622	22.484	17.400
KIND OF CONTRACT						
INITIAL LETTER	1	22	6	759	0.157	0.211
DEF SUPERSED LTR	5	4,277	7	5,886	0.183	1.635
DEFINITIVE	199	52,587	1,187	131,003	31.033	36.399
INTERNAL ORDER	76	6,260	370	40,718	9.673	11.314
MODIFICATION	105	20,761	665	116,817	17.386	32.458
GSA SCHEDULE	410	16,195	1,470	58,587	38.431	16.278
EXTERNAL ORDER	24	1,090	120	6,135	3.137	1.705
TERM FOR DEFAULT	0	0	0	0	0.000	0.000
TERM FOR CONVEN	0	0	0	0	0.000	0.000
PRODUCT OR SERVICE						
SUPPLIES & EQUIPMENT	388	46,702	1,355	88,178	35.425	24.500
RESEARCH & DEVELOPMENT	2	148	10	2,146	0.261	0.596
CONSTRUCTION	40	12,011	104	30,719	2.719	8.535
ARCHITECT ENGINEER	3	233	24	5,925	0.627	1.646
AUTOMATIC DATA PROCESSING SERVICES	11	4,306	129	34,979	3.373	9.719
ADP EQUIPMENT, PURCHASE & LEASE	151	14,954	611	58,117	15.974	16.148
REAL PROPERTY, PURCHASE & LEASE	5	406	35	1,635	0.915	0.454
OTHER SERVICES	220	22,432	1,557	138,206	40.706	38.401
CONSULTANT SERVICES	0	0	23	2,553	0.601	0.709



FEDERAL PROCUREMENT DATA SYSTEM  
DEPARTMENT OF LABOR  
FOURTH QUARTER FISCAL YEAR 1985 AND YEAR TO DATE

ACTIONS REPORTED INDIVIDUALLY ON SF-279

	ACTIONS	4Q \$(000)	YTD ACTIONS	YTD \$(000)	YTD % #	YTD % \$
DEPARTMENT OF LABOR	600	191,368	1,922	540,296	100.000	100.000
TYPE CONTRACTOR						
BUS CONCERNS	483	154,099	1,613	389,452	83.923	72.081
EDUCATIONAL & NON-PROFIT	72	27,823	185	127,441	9.625	23.587
STATE LOC GOV	45	9,446	124	23,403	6.452	4.332
NON-DEFINED	0	0	0	0	0.000	0.000
METHODS OF PROC						
2 STEP	0	0	0	0	0.000	0.000
OTHER FORMAL ADV	14	624	39	2,215	2.029	0.410
NEG COMP	377	141,292	1,360	393,520	70.760	72.834
NEG NON-COMP	98	16,002	351	85,641	18.262	15.851
DIR FOR GOVS	0	0	0	0	0.000	0.000
TARIFF OR REG	0	0	0	0	0.000	0.000
SMALL BUSINESS AWARDS						
PRIME	236	23,762	839	69,090	43.652	12.787
TOTAL SET-ASIDE	88	7,532	441	25,042	22.945	4.635
PARTIAL SET-ASIDE	4	241	9	500	0.468	0.093
LABOR SURPLUS AREA						
TOTAL SET-ASIDE	3	134	13	12,710	0.676	2.352
PARTIAL SET-ASIDE (DOD ONLY)	1	61	1	61	0.052	0.011
TIE BID PREF	4	1,365	10	3,501	0.520	0.648
TOT LSA SM SET-ASIDE	0	0	17	1,535	0.884	0.284
SUB-TOTAL	8	1,560	41	17,807	2.133	3.296
NO PREF GIVEN	592	189,808	1,881	522,489	97.867	96.704
MINORITY & DISADVANT						
LG MINORITY	2	75	4	107	0.208	0.020
SM MINORITY	22	9,619	73	22,218	3.798	4.112
8A MINORITY	34	2,151	119	13,411	6.191	2.482
SUB-TOTAL	58	11,845	196	35,736	10.198	6.614
WOMEN OWNED	30	2,519	67	11,212	3.486	2.075
TYPE OF CONTRACT						
FIXED PRICE	321	31,195	961	84,037	50.000	15.554
COST	174	151,662	544	424,158	28.304	78.505
TIME & MATERIAL	1	25	6	93	0.312	0.017
LABOR HOUR	104	8,486	411	32,008	21.384	5.924
MULTI YEAR	206	150,482	576	398,610	29.969	73.776
SUBJECT TO STAT REQ						
WALSH HEALEY MFR	48	2,524	116	4,219	6.035	0.781
WALSH HEALEY DLR	20	1,352	31	3,926	1.613	0.727
SERVICE CONTRACTS	94	10,671	316	85,170	16.441	15.764
DAVIS BACON	18	1,356	48	2,293	2.497	0.424
NOT SUBJECT TO	420	175,465	1,411	444,688	73.413	82.305
KIND OF CONTRACT						
INITIAL LETTER	0	0	1	779	0.052	0.144
DEF SUPERSED LTR	0	0	0	0	0.000	0.000
DEFINITIVE	81	15,219	222	44,809	11.550	8.293
INTERNAL ORDER	0	0	0	0	0.000	0.000
MODIFICATION	419	172,480	1,407	486,247	73.205	89.996
GSA SCHEDULE	100	3,669	288	8,469	14.984	1.567
EXTERNAL ORDER	0	0	3	43	0.156	0.008
TERM FOR DEFAULT	0	0	0	0	0.000	0.000
TERM FOR CONVEN	0	0	1	-51	0.052	-0.009
PRODUCT OR SERVICE						
SUPPLIES & EQUIPMENT	42	1,377	125	3,537	6.504	0.655
RESEARCH & DEVELOPMENT	1	324	1	324	0.052	0.060
CONSTRUCTION	19	1,358	67	2,696	3.486	0.499
ARCHITECT ENGINEER	34	6,459	113	9,852	5.879	1.823
AUTOMATIC DATA PROCESSING SERVICES	56	8,373	190	45,034	9.886	8.335
ADP EQUIPMENT, PURCHASE & LEASE	87	7,042	224	12,621	11.655	2.336
REAL PROPERTY, PURCHASE & LEASE	1	29	5	118	0.260	0.022
OTHER SERVICES	360	166,406	1,197	466,114	62.279	86.270
CONSULTANT SERVICES	5	237	24	1,044	1.249	0.193

FEDERAL PROCUREMENT DATA SYSTEM  
DEPARTMENT OF STATE  
FOURTH QUARTER FISCAL YEAR 1985  
ACTIONS REPORTED IN SUMMARY ON SF 281

PART I - TOTAL PRIME ACQUISITION ACTIONS REPORTED IN SUMMARY ON SF 281

ACQUISITION METHOD	NUMBER OF ACTIONS	TOTAL DOLLARS (000)	SMALL BUSINESS CONCERNS DOLLARS (000)	LARGE BUSINESS CONCERNS DOLLARS (000)	EDUCATIONAL & NON-PROFIT INSTITUTION DOLLARS (000)	OUTSIDE US POSSESSIONS DOLLARS (000)
1. TOTAL (2+7+8)	5,595	9,332				
2. SUBTOTAL (3+4+5+6)	5,501	9,066	4,795	4,075	196	0
3. FORMALLY ADVERTISED (INCLUDING 2 STEP)	2	4	4	0	0	0
4. NEGOTIATED COMPETITIVE	1,016	1,840	414	1,418	8	0
5. NEGOTIATED NON-COMPETITIVE	3,296	4,810	3,570	1,080	160	0
6. PROCUREMENT UNDER ANOTHER AGENCY'S CONTRACTS	1,187	2,412	807	1,577	28	0
6A. USA SCHEDULES	1,011	1,824	815	981	28	0
6B. ANOTHER AGENCY'S CONTRACTS	176	588	-8	596	0	0
7. DIRECTED CONTRACTS FOR FOREIGN GOVERNMENTS	0	0				
8. TARIFF OR REGULATED ACQUISITIONS	94	266				

PART II - STATISTICS ON SELECTED TYPES OF ACQUISITION

TYPE OF ACQUISITION	NUMBER OF ACTIONS	NET DOLLAR AMOUNT DOLLARS (000)
9. SMALL BUSINESS TOTAL SET-ASIDES	4	32
10. SMALL BUSINESS PARTIAL SET-ASIDES	0	0
11. TOTAL LABOR SURPLUS AREA SET-ASIDES	0	0
12. TOTAL LABOR SURPLUS AREA/SMALL BUSINESS SET-ASIDES	0	0
13. ACQUISITIONS FROM MINORITY AND DISADVANTAGED BUSINESS ENTERPRISES (13A+13B)	478	1,090
13A. DIRECTED TO LARGE OR SMALL MINORITY BUSINESS ENTERPRISES	470	1,074
13B. SMALL BUSINESS - DISADVANTAGED 8(A)	8	16
14. WOMEN-OWNED BUSINESS	142	383

FEDERAL PROCUREMENT DATA SYSTEM  
DEPARTMENT OF STATE  
FOURTH QUARTER FISCAL YEAR 1985 YEAR TO DATE  
ACTIONS REPORTED IN SUMMARY ON SF 281

PART I - TOTAL PRIME ACQUISITION ACTIONS REPORTED IN SUMMARY ON SF 281

ACQUISITION METHOD	NUMBER OF ACTIONS	TOTAL DOLLARS (000)	SMALL BUSINESS CONCERNS DOLLARS (000)	LARGE BUSINESS CONCERNS DOLLARS (000)	EDUCATIONAL & NON-PROFIT INSTITUTION DOLLARS (000)	OUTSIDE US POSSESSIONS DOLLARS (000)
1. TOTAL (2+7+8)	15,483	24,582				
2. SUBTOTAL (3+4+5+6)	15,066	23,693	15,707	7,667	319	0
3. FORMALLY ADVERTISED (INCLUDING 2 STEP)	15	28	9	19	0	0
4. NEGOTIATED COMPETITIVE	2,622	4,283	1,819	2,445	19	0
5. NEGOTIATED NON-COMPETITIVE	10,175	15,191	12,442	2,525	224	0
6. PROCUREMENT UNDER ANOTHER AGENCY'S CONTRACTS	2,254	4,191	1,437	2,678	76	0
6A. GSA SCHEDULES	1,980	3,434	1,428	1,950	56	0
6B. ANOTHER AGENCY'S CONTRACTS	274	757	9	728	20	0
7. DIRECTED CONTRACTS FOR FOREIGN GOVERNMENTS	0	0				
8. TARIFF OR REGULATED ACQUISITIONS	417	889				

PART II - STATISTICS ON SELECTED TYPES OF ACQUISITION

TYPE OF ACQUISITION	NUMBER OF ACTIONS	NET DOLLAR AMOUNT DOLLARS (000)
9. SMALL BUSINESS TOTAL SET-ASIDES	5	40
10. SMALL BUSINESS PARTIAL SET-ASIDES	0	0
11. TOTAL LABOR SURPLUS AREA SET-ASIDES	0	0
12. TOTAL LABOR SURPLUS AREA/SMALL BUSINESS SET-ASIDES	0	0
13. ACQUISITIONS FROM MINORITY AND DISADVANTAGED BUSINESS ENTERPRISES (13A+13B)	1,792	3,377
13A. DIRECTED TO LARGE OR SMALL MINORITY BUSINESS ENTERPRISES	1,781	3,346
13B. SMALL BUSINESS - DISADVANTAGED 8(A)	11	31
14. WOMEN-OWNED BUSINESS	1,504	2,235

FEDERAL PROCUREMENT DATA SYSTEM  
DEPARTMENT OF LABOR  
FOURTH QUARTER FISCAL YEAR 1985 AND YEAR TO DATE

ACTIONS REPORTED INDIVIDUALLY ON SF-279

ACTIONS	4Q \$(000)	YTD ACTIONS	YTD \$(000)	YTD % #	YTD % \$
DEPARTMENT OF LABOR	600	1,922	540,296	100.000	100.000
TYPE CONTRACTOR					
BUS CONCERNS	483	1,613	389,452	83.923	72.081
EDUCATIONAL & NON-PROFIT	72	185	127,441	9.625	23.587
STATE LOC GOV	45	124	23,403	6.452	4.332
NON-DEFINED	0	0	0	0.000	0.000
METHODS OF PROC					
2 STEP	0	0	0	0.000	0.000
OTHER FORMAL ADV	14	39	2,215	2.029	0.410
NEG COMP	377	1,360	393,520	70.760	72.834
NEG NON-COMP	98	351	85,641	18.262	15.851
DIR FOR GOVS	0	0	0	0.000	0.000
TARIFF OR REG	0	0	0	0.000	0.000
SMALL BUSINESS AWARDS					
PRIME	236	839	69,090	43.652	12.787
TOTAL SET-ASIDE	88	441	25,042	22.945	4.635
PARTIAL SET-ASIDE	4	9	500	0.468	0.093
LABOR SURPLUS AREA					
TOTAL SET-ASIDE	3	13	12,710	0.676	2.352
PARTIAL SET-ASIDE (DOD ONLY)	1	1	61	0.052	0.011
TIE BID PREF	4	10	3,501	0.520	0.648
TOT LSA SM SET-ASIDE	0	17	1,535	0.884	0.284
SUB-TOTAL	8	41	17,807	2.133	3.296
NO PREF GIVEN	592	1,881	522,489	97.867	96.704
MINORITY & DISADVANT					
LG MINORITY	2	4	107	0.208	0.020
SM MINORITY	22	73	22,218	3.798	4.112
8A MINORITY	34	119	13,411	6.191	2.482
SUB-TOTAL	58	196	35,736	10.198	6.614
WOMEN OWNED	30	67	11,212	3.486	2.075
TYPE OF CONTRACT					
FIXED PRICE					
COST	321	961	84,037	50.000	15.554
TIME & MATERIAL	174	544	424,158	28.304	78.505
LABOR HOUR	1	6	93	0.312	0.017
MULTI YEAR	104	411	32,008	21.384	5.924
	206	576	398,610	29.969	73.776
SUBJECT TO STAT REQ					
WALSH HEALEY MFR	48	116	4,219	6.035	0.781
WALSH HEALEY DLR	20	31	3,926	1.613	0.727
SERVICE CONTRACTS	94	316	85,170	16.441	15.764
DAVIS BACON	18	48	2,293	2.497	0.424
NOT SUBJECT TO	420	1,411	444,688	73.413	82.305
KIND OF CONTRACT					
INITIAL LETTER	0	1	779	0.052	0.144
DEF SUPERSED LTR	0	0	0	0.000	0.000
DEFINITIVE	81	222	44,809	11.550	8.293
INTERNAL ORDER	0	0	0	0.000	0.000
MODIFICATION	419	1,407	486,247	73.205	89.996
GSA SCHEDULE	100	288	8,469	14.984	1.567
EXTERNAL ORDER	0	3	43	0.156	0.008
TERM FOR DEFAULT	0	0	0	0.000	0.000
TERM FOR CONVEN	0	1	-51	0.052	-0.009
PRODUCT OR SERVICE					
SUPPLIES & EQUIPMENT	42	125	3,537	6.504	0.655
RESEARCH & DEVELOPMENT	1	1	324	0.052	0.060
CONSTRUCTION	19	67	2,696	3.486	0.499
ARCHITECT ENGINEER	34	113	9,852	5.879	1.823
AUTOMATIC DATA PROCESSING SERVICES	56	190	45,034	9.886	8.335
ADP EQUIPMENT, PURCHASE & LEASE	87	224	12,621	11.655	2.336
REAL PROPERTY, PURCHASE & LEASE	1	5	118	0.260	0.022
OTHER SERVICES	360	1,197	466,114	62.279	86.270
CONSULTANT SERVICES	5	24	1,044	1.249	0.193

FEDERAL PROCUREMENT DATA SYSTEM  
DEPARTMENT OF STATE  
FOURTH QUARTER FISCAL YEAR 1985 AND YEAR TO DATE

ACTIONS REPORTED INDIVIDUALLY ON SF-279

	ACTIONS	4Q \$(000)	YTD ACTIONS	YTD \$(000)	YTD % #	YTD % \$
DEPARTMENT OF STATE	1,521	137,139	2,681	239,196	100.000	100.000
TYPE CONTRACTOR						
BUS CONCERNS	1,485	125,815	2,626	214,042	97.949	89.484
EDUCATIONAL & NON-PROFIT	28	10,519	38	22,933	1.417	9.588
STATE LOC GOV	4	258	7	325	0.261	0.136
NON-DEFINED	4	547	10	1,896	0.373	0.793
METHODS OF PROC						
2 STEP	0	0	1	9,000	0.037	3.763
OTHER FORMAL ADV	7	255	19	1,111	0.709	0.464
NEG COMP	976	47,893	1,496	87,052	55.800	36.394
NEG NON-COMP	202	38,141	618	77,734	23.051	32.498
DIR FOR GOVS	0	0	0	0	0.000	0.000
TARIFF OR REG	8	186	81	4,313	3.021	1.803
SMALL BUSINESS AWARDS						
PRIME	444	34,176	1,122	80,717	41.850	33.745
TOTAL SET-ASIDE	5	125	12	544	0.448	0.227
PARTIAL SET-ASIDE	0	0	0	0	0.000	0.000
LABOR SURPLUS AREA						
TOTAL SET-ASIDE	0	0	0	0	0.000	0.000
TIE BID PREF	0	0	0	0	0.000	0.000
TOT LSA SM SET-ASIDE	0	0	0	0	0.000	0.000
SUB-TOTAL	0	0	0	0	0.000	0.000
NO PREF GIVEN	1,521	137,139	2,681	239,196	100.000	100.000
MINORITY & DISADVANT						
LG MINORITY	432	22,671	584	30,873	21.783	12.907
SM MINORITY	22	2,634	50	4,285	1.865	1.791
8A MINORITY	36	5,286	49	7,577	1.828	3.168
SUB-TOTAL	490	30,591	683	42,735	25.476	17.866
WOMEN OWNED	45	2,689	115	15,017	4.289	6.278
TYPE OF CONTRACT						
FIXED PRICE	1,374	104,520	2,291	177,841	85.453	74.349
COST	51	22,259	67	37,165	2.499	15.537
TIME & MATERIAL	18	4,775	31	6,927	1.156	2.896
LABOR HOUR	78	5,585	292	17,263	10.891	7.217
MULTI YEAR	0	0	1	86	0.037	0.036
SUBJECT TO STAT REQ						
WALSH HEALEY MFR	947	54,453	1,334	73,861	49.758	30.879
WALSH HEALEY DLR	79	4,744	161	8,371	6.005	3.500
SERVICE CONTRACTS	64	3,679	166	10,737	6.192	4.489
DAVIS BACON	0	0	0	0	0.000	0.000
NOT SUBJECT TO	431	74,263	1,020	146,227	38.046	61.133
KIND OF CONTRACT						
INITIAL LETTER	4	5,142	6	6,894	0.224	2.882
DEF SUPERSED LTR	0	0	1	251	0.037	0.105
DEFINITIVE	345	50,252	772	81,079	28.795	33.896
INTERNAL ORDER	410	21,907	599	44,241	22.342	18.496
MODIFICATION	243	40,491	562	77,551	20.962	32.422
GSA SCHEDULE	252	11,235	417	19,705	15.554	8.238
EXTERNAL ORDER	267	8,112	323	9,510	12.048	3.976
TERM FOR DEFAULT	0	0	0	0	0.000	0.000
TERM FOR CONVEN	0	0	1	-35	0.037	-0.015
PRODUCT OR SERVICE						
SUPPLIES & EQUIPMENT	676	35,407	1,046	55,024	39.015	23.004
RESEARCH & DEVELOPMENT	3	692	3	692	0.112	0.289
CONSTRUCTION	18	27,028	29	43,061	1.082	18.002
ARCHITECT ENGINEER	29	3,339	92	6,431	3.432	2.689
AUTOMATIC DATA PROCESSING SERVICES	49	3,467	91	5,834	3.394	2.439
ADP EQUIPMENT, PURCHASE & LEASE	474	25,626	630	36,217	23.499	15.141
REAL PROPERTY, PURCHASE & LEASE	2	3,713	5	3,762	0.186	1.573
OTHER SERVICES	270	37,867	785	88,175	29.280	36.863
CONSULTANT SERVICES	3	178	11	491	0.410	0.205

FEDERAL PROCUREMENT DATA SYSTEM  
DEPARTMENT OF TRANSPORTATION  
FOURTH QUARTER FISCAL YEAR 1988  
ACTIONS REPORTED IN SUMMARY ON SF 801

PART I - TOTAL PRIME ACQUISITION ACTIONS REPORTED IN SUMMARY ON SF 281

ACQUISITION METHOD	NUMBER OF ACTIONS	TOTAL DOLLARS (000)	SMALL BUSINESS CONCERNS DOLLARS (000)	LARGE BUSINESS CONCERNS DOLLARS (000)	EDUCATIONAL & NON-PROFIT INSTITUTION DOLLARS (000)	OUTSIDE US POSSESSIONS DOLLARS (000)
1. TOTAL (2+7+8)	74,633	101,368				
2. SUBTOTAL (3+4+5+6)	72,228	94,508	61,433	31,883	1,446	73
3. FORMALLY ADVERTISED (INCLUDING 2 STEP)	291	1,302	1,134	148	0	0
4. NEGOTIATED COMPETITIVE	28,145	42,762	32,305	9,971	460	26
5. NEGOTIATED NON-COMPETITIVE	33,068	27,090	19,798	6,418	827	47
6. PROCUREMENT UNDER ANOTHER AGENCY'S CONTRACTS	10,721	23,351	8,196	14,996	159	0
6A. GSA SCHEDULES	8,565	18,190	5,886	12,303	1	0
6B. ANOTHER AGENCY'S CONTRACTS	2,156	5,161	2,310	2,693	158	0
7. DIRECTED CONTRACTS FOR FOREIGN GOVERNMENTS	2	1				
8. TARIFF OR REGULATED ACQUISITIONS	2,406	6,862				

PART II - STATISTICS ON SELECTED TYPES OF ACQUISITION

TYPE OF ACQUISITION	NUMBER OF ACTIONS	NET DOLLAR AMOUNT DOLLARS (000)
9. SMALL BUSINESS TOTAL SET-ASIDES	23,548	19,115
10. SMALL BUSINESS PARTIAL SET-ASIDES	162	50
11. TOTAL LABOR SURPLUS AREA SET-ASIDES	252	167
12. TOTAL LABOR SURPLUS AREA/SMALL BUSINESS SET-ASIDES	1,078	535
13. ACQUISITIONS FROM MINORITY AND DISADVANTAGED BUSINESS ENTERPRISES (13A+13B)	1,090	1,181
13A. DIRECTED TO LARGE OR SMALL MINORITY BUSINESS ENTERPRISES	862	897
13B. SMALL BUSINESS - DISADVANTAGED 8(A)	228	284
14. WOMEN-OWNED BUSINESS	616	563

FEDERAL PROCUREMENT DATA SYSTEM  
DEPARTMENT OF TRANSPORTATION  
FOURTH QUARTER FISCAL YEAR 1985 YEAR TO DATE  
ACTIONS REPORTED IN SUMMARY ON SF 281

PART I - TOTAL PRIME ACQUISITION ACTIONS REPORTED IN SUMMARY ON SF 281

ACQUISITION METHOD	NUMBER OF ACTIONS	TOTAL DOLLARS (000)	SMALL BUSINESS CONCERNS DOLLARS (000)	LARGE BUSINESS CONCERNS DOLLARS (000)	EDUCATIONAL & NON-PROFIT INSTITUTION DOLLARS (000)	OUTSIDE US POSSESSIONS DOLLARS (000)
1. TOTAL (2+7+8)	267,464	305,137				
2. SUBTOTAL (3+4+5+6)	262,035	294,739	178,433	107,987	8,075	244
3. FORMALLY ADVERTISED (INCLUDING 2 STEP)	581	2,854	2,600	249	5	0
4. NEGOTIATED COMPETITIVE	96,320	114,709	85,340	27,407	1,869	93
5. NEGOTIATED NON-COMPETITIVE	122,042	80,561	53,826	23,592	2,998	145
6. PROCUREMENT UNDER ANOTHER AGENCY'S CONTRACTS	43,092	96,615	36,667	56,739	3,203	6
6A. GSA SCHEDULES	32,502	72,401	23,016	49,194	186	5
6B. ANOTHER AGENCY'S CONTRACTS	10,590	24,214	13,651	7,545	3,017	1
7. DIRECTED CONTRACTS FOR FOREIGN GOVERNMENTS	2	1				
8. TARIFF OR REGULATED ACQUISITIONS	5,427	10,397				

PART II - STATISTICS ON SELECTED TYPES OF ACQUISITION

TYPE OF ACQUISITION	NUMBER OF ACTIONS	NET DOLLAR AMOUNT DOLLARS (000)
9. SMALL BUSINESS TOTAL SET-ASIDES	100,290	78,562
10. SMALL BUSINESS PARTIAL SET-ASIDES	533	150
11. TOTAL LABOR SURPLUS AREA SET-ASIDES	1,204	1,000
12. TOTAL LABOR SURPLUS AREA/SMALL BUSINESS SET-ASIDES	4,035	2,454
13. ACQUISITIONS FROM MINORITY AND DISADVANTAGED BUSINESS ENTERPRISES (13A+13B)	3,791	4,562
13A. DIRECTED TO LARGE OR SMALL MINORITY BUSINESS ENTERPRISES	2,713	3,080
13B. SMALL BUSINESS - DISADVANTAGED 8(A)	1,078	1,482
14. WOMEN-OWNED BUSINESS	1,836	2,601

FEDERAL PROCUREMENT DATA SYSTEM  
DEPARTMENT OF TRANSPORTATION  
FOURTH QUARTER FISCAL YEAR 1985 AND YEAR TO DATE

ACTIONS REPORTED INDIVIDUALLY ON SF-279

	ACTIONS	4Q \$(000)	YTD ACTIONS	YTD \$(000)	YTD % #	YTD % \$
DEPARTMENT OF TRANSPORTATION	1,306	170,404	5,276	1,560,433	100.000	100.000
TYPE CONTRACTOR						
BUS CONCERNS	1,246	304,901	5,016	1,594,579	95.072	102.188
EDUCATIONAL & NON-PROFIT	34	-136,603	110	-59,453	2.085	-3.810
STATE LOC GOV	19	1,848	124	23,413	2.350	1.500
NON-DEFINED	7	258	26	1,894	0.493	0.121
METHODS OF PROC						
2 STEP	12	2,057	53	60,386	1.005	3.870
OTHER FORMAL ADV	154	7,273	744	98,703	14.102	6.325
NEG COMP	482	137,497	2,644	1,089,544	50.114	69.823
NEG NON-COMP	302	-83,729	1,362	185,505	25.815	11.888
DIR FOR GOVS	0	0	0	0	0.000	0.000
TARIFF OR REG	0	0	11	6,511	0.208	0.417
SMALL BUSINESS AWARDS						
PRIME	933	121,930	3,691	397,793	69.958	25.492
TOTAL SET-ASIDE	157	12,051	1,007	65,020	19.086	4.167
PARTIAL SET-ASIDE	0	0	0	0	0.000	0.000
LABOR SURPLUS AREA						
TOTAL SET-ASIDE	9	25,682	62	65,302	1.175	4.185
PARTIAL SET-ASIDE (DOD ONLY)	2	41	4	60	0.076	0.004
TIE BID PREF	0	0	7	67	0.133	0.004
TOT LSA SM SET-ASIDE	43	3,676	256	24,619	4.852	1.578
SUB-TOTAL	54	29,399	329	90,048	6.236	5.771
NO PREF GIVEN	1,252	141,005	4,947	1,470,385	93.764	94.229
MINORITY & DISADVANT						
LG MINORITY	6	416	10	5,206	0.190	0.334
SM MINORITY	41	2,446	147	16,242	2.786	1.041
BA MINORITY	204	42,202	721	136,493	13.666	8.747
SUB-TOTAL	251	45,064	878	157,941	16.641	10.122
WOMEN OWNED	65	5,174	277	17,046	5.250	1.092
TYPE OF CONTRACT						
FIXED PRICE	1,041	234,838	4,393	1,230,865	83.264	78.880
COST	244	-68,797	783	304,103	14.841	19.488
TIME & MATERIAL	12	3,841	57	10,668	1.080	0.684
LABOR HOUR	9	522	43	14,797	0.815	0.948
MULTI YEAR	74	14,489	307	464,580	5.819	29.773
SUBJECT TO STAT REQ						
WALSH HEALEY MFR	250	145,596	954	876,482	18.082	56.169
WALSH HEALEY DLR	272	13,943	1,053	72,930	19.958	4.674
SERVICE CONTRACTS	137	12,202	612	69,683	11.600	4.466
DAVIS BACON	241	-73,675	1,073	90,317	20.337	5.788
NOT SUBJECT TO	406	72,338	1,584	451,021	30.023	28.904
KIND OF CONTRACT						
INITIAL LETTER	0	0	0	0	0.000	0.000
DEF SUPERSED LTR	0	0	0	0	0.000	0.000
DEFINITIVE	481	228,467	1,776	989,595	33.662	63.418
INTERNAL ORDER	141	4,135	492	19,048	9.325	1.221
MODIFICATION	618	-64,774	2,603	532,847	49.337	34.147
GSA SCHEDULE	52	2,343	366	14,407	6.937	0.923
EXTERNAL ORDER	14	233	39	4,536	0.739	0.291
TERM FOR DEFAULT	0	0	0	0	0.000	0.000
TERM FOR CONVEN	0	0	0	0	0.000	0.000
PRODUCT OR SERVICE						
SUPPLIES & EQUIPMENT	250	141,310	994	889,728	18.840	57.018
RESEARCH & DEVELOPMENT	200	20,513	609	60,710	11.543	3.891
CONSTRUCTION	251	-72,007	1,147	94,035	21.740	6.026
ARCHITECT ENGINEER	40	1,518	140	5,552	2.654	0.356
AUTOMATIC DATA PROCESSING SERVICES	48	13,600	180	161,550	3.412	10.353
ADP EQUIPMENT, PURCHASE & LEASE	122	7,023	521	53,851	9.875	3.451
REAL PROPERTY, PURCHASE & LEASE	1	3	10	4,167	0.190	0.267
OTHER SERVICES	394	58,444	1,675	290,840	31.748	18.638
CONSULTANT SERVICES	5	803	12	1,840	0.227	0.118

FEDERAL PROCUREMENT DATA SYSTEM  
DEPARTMENT OF TREASURY  
FOURTH QUARTER FISCAL YEAR 1985  
ACTIONS REPORTED IN SUMMARY ON SF 281

PART I - TOTAL PRIME ACQUISITION ACTIONS REPORTED IN SUMMARY ON SF 281

ACQUISITION METHOD	NUMBER OF ACTIONS	TOTAL DOLLARS (000)	SMALL BUSINESS CONCERNS DOLLARS (000)	LARGE BUSINESS CONCERNS DOLLARS (000)	EDUCATIONAL & NON-PROFIT INSTITUTION DOLLARS (000)	OUTSIDE US POSSESSIONS DOLLARS (000)
1. TOTAL (2+7+8)	29,226	30,954				
2. SUBTOTAL (3+4+5+6)	29,185	30,902	16,626	14,113	163	0
3. FORMALLY ADVERTISED (INCLUDING 2 STEP)	61	132	2	130	0	0
4. NEGOTIATED COMPETITIVE	4,479	8,217	6,018	2,124	75	0
5. NEGOTIATED NON-COMPETITIVE	17,827	8,860	6,012	2,775	73	0
6. PROCUREMENT UNDER ANOTHER AGENCY'S CONTRACTS	6,818	13,693	4,594	9,084	15	0
6A. GSA SCHEDULES	6,449	13,168	4,423	8,738	7	0
6B. ANOTHER AGENCY'S CONTRACTS	569	525	171	346	8	0
7. DIRECTED CONTRACTS FOR FOREIGN GOVERNMENTS	0	0				
8. TARIFF OR REGULATED ACQUISITIONS	41	52				

PART II - STATISTICS ON SELECTED TYPES OF ACQUISITION

TYPE OF ACQUISITION	NUMBER OF ACTIONS	NET DOLLAR AMOUNT DOLLARS (000)
9. SMALL BUSINESS TOTAL SET-ASIDES	12,339	7,919
10. SMALL BUSINESS PARTIAL SET-ASIDES	0	0
11. TOTAL LABOR SURPLUS AREA SET-ASIDES	3,719	2,046
12. TOTAL LABOR SURPLUS AREA/SMALL BUSINESS SET-ASIDES	4,087	2,237
13. ACQUISITIONS FROM MINORITY AND DISADVANTAGED BUSINESS ENTERPRISES (13A+13B)	1,020	638
13A. DIRECTED TO LARGE OR SMALL MINORITY BUSINESS ENTERPRISES	981	566
13B. SMALL BUSINESS - DISADVANTAGED 8(A)	39	72
14. WOMEN-OWNED BUSINESS	87	772

FEDERAL PROCUREMENT DATA SYSTEM  
DEPARTMENT OF TREASURY  
FOURTH QUARTER FISCAL YEAR 1985 YEAR TO DATE  
ACTIONS REPORTED IN SUMMARY ON SF 281

PART I - TOTAL PRIME ACQUISITION ACTIONS REPORTED IN SUMMARY ON SF 281

ACQUISITION METHOD	NUMBER OF ACTIONS	TOTAL DOLLARS (000)	SMALL BUSINESS CONCERNS DOLLARS (000)	LARGE BUSINESS CONCERNS DOLLARS (000)	EDUCATIONAL & NON-PROFIT INSTITUTION DOLLARS (000)	OUTSIDE US POSSESSIONS DOLLARS (000)
1. TOTAL (2+7+8)	129,125	150,556				
2. SUBTOTAL (3+4+5+6)	128,965	150,289	81,312	68,272	689	16
3. FORMALLY ADVERTISED (INCLUDING 2 STEP)	198	623	298	325	0	0
4. NEGOTIATED COMPETITIVE	17,728	45,960	33,579	12,243	137	1
5. NEGOTIATED NON-COMPETITIVE	83,559	46,701	31,966	14,253	467	15
6. PROCUREMENT UNDER ANOTHER AGENCY'S CONTRACTS	27,480	57,005	15,469	41,451	85	0
6A. GSA SCHEDULES	25,568	54,756	14,500	40,232	24	0
6B. ANOTHER AGENCY'S CONTRACTS	1,912	2,249	969	1,219	61	0
7. DIRECTED CONTRACTS FOR FOREIGN GOVERNMENTS	0	0				
8. TARIFF OR REGULATED ACQUISITIONS	160	267				

PART II - STATISTICS ON SELECTED TYPES OF ACQUISITION

TYPE OF ACQUISITION	NUMBER OF ACTIONS	NET DOLLAR AMOUNT DOLLARS (000)
9. SMALL BUSINESS TOTAL SET-ASIDES	55,059	31,248
10. SMALL BUSINESS PARTIAL SET-ASIDES	26	40
11. TOTAL LABOR SURPLUS AREA SET-ASIDES	15,734	9,653
12. TOTAL LABOR SURPLUS AREA/SMALL BUSINESS SET-ASIDES	23,733	11,919
13. ACQUISITIONS FROM MINORITY AND DISADVANTAGED BUSINESS ENTERPRISES (13A+13B)	4,420	3,300
13A. DIRECTED TO LARGE OR SMALL MINORITY BUSINESS ENTERPRISES	4,308	2,881
13B. SMALL BUSINESS - DISADVANTAGED 8(A)	112	419
14. WOMEN-OWNED BUSINESS	3,154	2,791

FEDERAL PROCUREMENT DATA SYSTEM  
DEPARTMENT OF TREASURY  
FOURTH QUARTER FISCAL YEAR 1985 AND YEAR TO DATE

ACTIONS REPORTED INDIVIDUALLY ON SF-279

	ACTIONS	4Q \$(000)	YTD ACTIONS	YTD \$(000)	YTD % #	YTD % \$
DEPARTMENT OF TREASURY	1,084	76,931	3,598	397,087	100.000	100.000
TYPE CONTRACTOR						
BUS CONCERNS	1,076	76,094	3,565	385,235	99.083	97.015
EDUCATIONAL & NON-PROFIT	4	636	18	2,766	0.500	0.697
STATE LOC GOV	3	160	9	846	0.250	0.213
NON-DEFINED	1	41	6	8,240	0.167	2.075
METHODS OF PROC						
2 STEP	0	0	0	0	0.000	0.000
OTHER FORMAL ADV	94	2,768	284	13,957	7.893	3.515
NEG COMP	493	42,214	2,045	246,796	56.837	62.152
NEG NON-COMP	174	9,054	798	64,336	22.179	16.202
DIR FOR GOVS	0	0	1	10	0.028	0.003
TARIFF OR REG	4	64	9	159	0.250	0.040
SMALL BUSINESS AWARDS						
PRIME	364	18,425	1,165	112,168	32.379	28.248
TOTAL SET-ASIDE	26	778	141	7,278	3.919	1.833
PARTIAL SET-ASIDE	0	0	0	0	0.000	0.000
LABOR SURPLUS AREA						
TOTAL SET-ASIDE	6	250	23	1,685	0.639	0.424
TIE BID PREF	2	41	10	2,434	0.278	0.613
TOT LSA SM SET-ASIDE	6	105	33	1,383	0.917	0.348
SUB-TOTAL	14	396	66	5,502	1.834	1.386
NO PREF GIVEN	1,070	76,535	3,532	391,585	98.166	98.614
MINORITY & DISADVANT						
LG MINORITY	0	0	11	407	0.306	0.102
SM MINORITY	8	293	46	2,601	1.278	0.655
8A MINORITY	72	4,467	155	19,867	4.308	5.003
SUB-TOTAL	80	4,760	212	22,875	5.892	5.761
WOMEN OWNED	38	2,982	98	18,118	2.724	4.563
TYPE OF CONTRACT						
FIXED PRICE	1,056	73,507	3,527	352,049	98.027	88.658
COST	15	2,931	33	11,016	0.917	2.774
TIME & MATERIAL	6	107	17	32,438	0.472	8.169
LABOR HOUR	7	386	21	1,584	0.584	0.399
MULTI YEAR	259	21,235	651	89,057	18.093	22.428
SUBJECT TO STAT REQ						
WALSH HEALEY MFR	622	43,380	1,982	203,457	55.086	51.237
WALSH HEALEY DLR	206	13,830	498	61,105	13.563	15.388
SERVICE CONTRACTS	70	5,380	588	76,477	16.342	19.260
DAVIS BACON	11	1,763	19	2,400	0.528	0.604
NOT SUBJECT TO	175	12,578	521	53,648	14.480	13.510
KIND OF CONTRACT						
INITIAL LETTER	1	19	7	413	0.195	0.104
DEF SUPERSED LTR	2	258	7	453	0.195	0.114
DEFINITIVE	179	20,137	765	124,688	21.262	31.401
INTERNAL ORDER	454	27,838	1,152	117,730	32.018	29.648
MODIFICATION	116	17,654	442	79,628	12.285	20.053
GSA SCHEDULE	330	10,994	1,204	70,256	33.463	17.693
EXTERNAL ORDER	2	31	21	3,919	0.584	0.987
TERM FOR DEFAULT	0	0	0	0	0.000	0.000
TERM FOR CONVEN	0	0	0	0	0.000	0.000
PRODUCT OR SERVICE						
SUPPLIES & EQUIPMENT	571	43,307	1,516	133,847	42.135	33.707
RESEARCH & DEVELOPMENT	0	0	0	0	0.000	0.000
CONSTRUCTION	18	2,013	45	4,316	1.251	1.087
ARCHITECT ENGINEER	4	223	13	501	0.361	0.126
AUTOMATIC DATA PROCESSING SERVICES	63	3,834	172	27,833	4.780	7.009
ADP EQUIPMENT, PURCHASE & LEASE	298	11,636	891	108,223	24.764	27.254
REAL PROPERTY, PURCHASE & LEASE	0	0	11	720	0.306	0.181
OTHER SERVICES	130	15,918	950	121,647	26.404	30.635
CONSULTANT SERVICES	17	930	52	4,236	1.445	1.067



FEDERAL PROCUREMENT DATA SYSTEM  
ACTION  
FOURTH QUARTER FISCAL YEAR 1985  
ACTIONS REPORTED IN SUMMARY ON SF 281

PART I - TOTAL PRIME ACQUISITION ACTIONS REPORTED IN SUMMARY ON SF 281

ACQUISITION METHOD	NUMBER OF ACTIONS	TOTAL DOLLARS (000)	SMALL BUSINESS CONCERNS DOLLARS (000)	LARGE BUSINESS CONCERNS DOLLARS (000)	EDUCATIONAL & NON-PROFIT INSTITUTION DOLLARS (000)	OUTSIDE US POSSESSIONS DOLLARS (000)
1. TOTAL (2+7+8)	554	537				
2. SUBTOTAL (3+4+5+6)	554	537	208	300	29	0
3. FORMALLY ADVERTISED (INCLUDING 2 STEP)	0	0	0	0	0	0
4. NEGOTIATED COMPETITIVE	66	114	77	29	8	0
5. NEGOTIATED NON-COMPETITIVE	318	134	70	43	21	0
6. PROCUREMENT UNDER ANOTHER AGENCY'S CONTRACTS	170	289	61	228	0	0
6A. GSA SCHEDULES	167	286	61	225	0	0
6B. ANOTHER AGENCY'S CONTRACTS	3	3	0	3	0	0
7. DIRECTED CONTRACTS FOR FOREIGN GOVERNMENTS	0	0				
8. TARIFF OR REGULATED ACQUISITIONS	0	0				

PART II - STATISTICS ON SELECTED TYPES OF ACQUISITION

TYPE OF ACQUISITION	NUMBER OF ACTIONS	NET DOLLAR AMOUNT DOLLARS (000)
9. SMALL BUSINESS TOTAL SET-ASIDES	0	0
10. SMALL BUSINESS PARTIAL SET-ASIDES	0	0
11. TOTAL LABOR SURPLUS AREA SET-ASIDES	0	0
12. TOTAL LABOR SURPLUS AREA/SMALL BUSINESS SET-ASIDES	0	0
13. ACQUISITIONS FROM MINORITY AND DISADVANTAGED BUSINESS ENTERPRISES (13A+13B)	7	2
13A. DIRECTED TO LARGE OR SMALL MINORITY BUSINESS ENTERPRISES	7	2
13B. SMALL BUSINESS - DISADVANTAGED 8(A)	0	0
14. WOMEN-OWNED BUSINESS	10	5

FEDERAL PROCUREMENT DATA SYSTEM  
ACTION  
FOURTH QUARTER FISCAL YEAR 1985 YEAR TO DATE  
ACTIONS REPORTED IN SUMMARY ON SF 281

PART I - TOTAL PRIME ACQUISITION ACTIONS REPORTED IN SUMMARY ON SF 281

ACQUISITION METHOD	NUMBER OF ACTIONS	TOTAL DOLLARS (000)	SMALL BUSINESS CONCERNS DOLLARS (000)	LARGE BUSINESS CONCERNS DOLLARS (000)	EDUCATIONAL & NON-PROFIT INSTITUTION DOLLARS (000)	OUTSIDE US POSSESSIONS DOLLARS (000)
1. TOTAL (2+7+8)	1,429	1,129				
2. SUBTOTAL (3+4+5+6)	1,429	1,129	479	593	57	0
3. FORMALLY ADVERTISED (INCLUDING 2 STEP)	0	0	0	0	0	0
4. NEGOTIATED COMPETITIVE	169	264	178	78	8	0
5. NEGOTIATED NON-COMPETITIVE	875	342	174	119	49	0
6. PROCUREMENT UNDER ANOTHER AGENCY'S CONTRACTS	385	523	127	396	0	0
6A. GSA SCHEDULES	382	520	127	393	0	0
6B. ANOTHER AGENCY'S CONTRACTS	3	3	0	3	0	0
7. DIRECTED CONTRACTS FOR FOREIGN GOVERNMENTS	0	0				
8. TARIFF OR REGULATED ACQUISITIONS	0	0				

PART II - STATISTICS ON SELECTED TYPES OF ACQUISITION

TYPE OF ACQUISITION	NUMBER OF ACTIONS	NET DOLLAR AMOUNT DOLLARS (000)
9. SMALL BUSINESS TOTAL SET-ASIDES	0	0
10. SMALL BUSINESS PARTIAL SET-ASIDES	0	0
11. TOTAL LABOR SURPLUS AREA SET-ASIDES	0	0
12. TOTAL LABOR SURPLUS AREA/SMALL BUSINESS SET-ASIDES	0	0
13. ACQUISITIONS FROM MINORITY AND DISADVANTAGED BUSINESS ENTERPRISES (13A+13B)	22	16
13A. DIRECTED TO LARGE OR SMALL MINORITY BUSINESS ENTERPRISES	21	12
13B. SMALL BUSINESS - DISADVANTAGED 8(A)	1	4
14. WOMEN-OWNED BUSINESS	22	10

FEDERAL PROCUREMENT DATA SYSTEM  
ACTION  
FOURTH QUARTER FISCAL YEAR 1985 AND YEAR TO DATE

ACTIONS REPORTED INDIVIDUALLY ON SF-279

ACTIONS	4Q \$(000)	YTD ACTIONS	YTD \$(000)	YTD % #	YTD % \$	
ACTION	20	887	45	3,437	100.000	100.000
TYPE CONTRACTOR						
BUS CONCERNS	19	819	44	3,369	97.778	98.022
EDUCATIONAL & NON-PROFIT	1	68	1	68	2.222	1.978
STATE LOC GOV	0	0	0	0	0.000	0.000
NON-DEFINED	0	0	0	0	0.000	0.000
METHODS OF PROC						
2 STEP	0	0	0	0	0.000	0.000
OTHER FORMAL ADV	0	0	0	0	0.000	0.000
NEG COMP	5	87	22	2,316	48.889	67.384
NEG NON-COMP	0	0	4	142	8.889	4.132
DIR FOR GOVS	0	0	0	0	0.000	0.000
TARIFF OR REG	0	0	0	0	0.000	0.000
SMALL BUSINESS AWARDS						
PRIME	14	732	24	1,011	53.333	29.415
TOTAL SET-ASIDE	0	0	1	15	2.222	0.436
PARTIAL SET-ASIDE	0	0	0	0	0.000	0.000
LABOR SURPLUS AREA						
TOTAL SET-ASIDE	0	0	0	0	0.000	0.000
TIE BID PREF	0	0	0	0	0.000	0.000
TOT LSA SM SET-ASIDE	0	0	0	0	0.000	0.000
SUB-TOTAL	0	0	0	0	0.000	0.000
NO PREF GIVEN	20	887	45	3,437	100.000	100.000
MINORITY & DISADVANT						
LG MINORITY	0	0	0	0	0.000	0.000
SM MINORITY	0	0	2	27	4.444	0.786
8A MINORITY	13	683	17	862	37.778	25.080
SUB-TOTAL	13	683	19	889	42.222	25.866
WOMEN OWNED	0	0	1	15	2.222	0.436
TYPE OF CONTRACT						
FIXED PRICE	12	481	33	2,503	73.333	72.825
COST	3	153	5	597	11.111	17.370
TIME & MATERIAL	0	0	0	0	0.000	0.000
LABOR HOUR	5	253	7	337	15.556	9.805
MULTI YEAR	2	-5	4	295	8.889	8.583
SUBJECT TO STAT REQ						
WALSH HEALEY MFR	3	92	13	439	28.889	12.773
WALSH HEALEY DLR	0	0	0	0	0.000	0.000
SERVICE CONTRACTS	0	0	6	266	13.333	7.739
DAVIS BACON	0	0	0	0	0.000	0.000
NOT SUBJECT TO	17	795	26	2,732	57.778	79.488
KIND OF CONTRACT						
INITIAL LETTER	0	0	0	0	0.000	0.000
DEF SUPERSED LTR	0	0	0	0	0.000	0.000
DEFINITIVE	7	439	14	1,090	31.111	31.714
INTERNAL ORDER	0	0	0	0	0.000	0.000
MODIFICATION	10	356	17	1,779	37.778	51.760
GSA SCHEDULE	3	92	14	568	31.111	16.526
EXTERNAL ORDER	0	0	0	0	0.000	0.000
TERM FOR DEFAULT	0	0	0	0	0.000	0.000
TERM FOR CONVEN	0	0	0	0	0.000	0.000
PRODUCT OR SERVICE						
SUPPLIES & EQUIPMENT	0	0	1	14	2.222	0.407
RESEARCH & DEVELOPMENT	0	0	0	0	0.000	0.000
CONSTRUCTION	0	0	0	0	0.000	0.000
ARCHITECT ENGINEER	0	0	0	0	0.000	0.000
AUTOMATIC DATA PROCESSING SERVICES	2	-5	4	295	8.889	8.583
ADP EQUIPMENT, PURCHASE & LEASE	3	92	10	364	22.222	10.591
REAL PROPERTY, PURCHASE & LEASE	0	0	0	0	0.000	0.000
OTHER SERVICES	15	800	30	2,764	66.667	80.419
CONSULTANT SERVICES	0	0	0	0	0.000	0.000

FEDERAL PROCUREMENT DATA SYSTEM  
 ADMINISTRATIVE CONFERENCE OF THE U.S.  
 FOURTH QUARTER FISCAL YEAR 1985  
 ACTIONS REPORTED IN SUMMARY ON SF 281

PART I - TOTAL PRIME ACQUISITION ACTIONS REPORTED IN SUMMARY ON SF 281

ACQUISITION METHOD	NUMBER OF ACTIONS	TOTAL DOLLARS (000)	SMALL	LARGE	EDUCATIONAL	OUTSIDE US
			BUSINESS CONCERNS DOLLARS (000)	BUSINESS CONCERNS DOLLARS (000)	& NON-PROFIT INSTITUTION DOLLARS (000)	POSSESSIONS DOLLARS (000)
1. TOTAL (2+7+8)						
2. SUBTOTAL (3+4+5+6)						
3. FORMALLY ADVERTISED (INCLUDING 2 STEP)						
4. NEGOTIATED COMPETITIVE						
5. NEGOTIATED NON-COMPETITIVE						
6. PROCUREMENT UNDER ANOTHER AGENCY'S CONTRACTS						
6A. GSA SCHEDULES						
6B. ANOTHER AGENCY'S CONTRACTS						
7. DIRECTED CONTRACTS FOR FOREIGN GOVERNMENTS						
8. TARIFF OR REGULATED ACQUISITIONS						

PART II - STATISTICS ON SELECTED TYPES OF ACQUISITION

TYPE OF ACQUISITION	NUMBER OF ACTIONS	NET DOLLAR AMOUNT DOLLARS (000)
9. SMALL BUSINESS TOTAL SET-ASIDES		
10. SMALL BUSINESS PARTIAL SET-ASIDES		
11. TOTAL LABOR SURPLUS AREA SET-ASIDES		
12. TOTAL LABOR SURPLUS AREA/SMALL BUSINESS SET-ASIDES		
13. ACQUISITIONS FROM MINORITY AND DISADVANTAGED BUSINESS ENTERPRISES (13A+13B)		
13A. DIRECTED TO LARGE OR SMALL MINORITY BUSINESS ENTERPRISES		
13B. SMALL BUSINESS - DISADVANTAGED 8(A)		
14. WOMEN-OWNED BUSINESS		

\*\*\* FAILED TO REPORT \*\*\*

FEDERAL PROCUREMENT DATA SYSTEM  
 ADMINISTRATIVE CONFERENCE OF THE U.S.  
 FOURTH QUARTER FISCAL YEAR 1985 YEAR TO DATE  
 ACTIONS REPORTED IN SUMMARY ON SF 281

PART I - TOTAL PRIME ACQUISITION ACTIONS REPORTED IN SUMMARY ON SF 281

ACQUISITION METHOD	NUMBER OF ACTIONS	TOTAL DOLLARS (000)	SMALL	LARGE	EDUCATIONAL	OUTSIDE US
			BUSINESS CONCERNS DOLLARS (000)	BUSINESS CONCERNS DOLLARS (000)	& NON-PROFIT INSTITUTION DOLLARS (000)	POSSESSIONS DOLLARS (000)
1. TOTAL (2+7+8)						
2. SUBTOTAL (3+4+5+6)						
3. FORMALLY ADVERTISED (INCLUDING 2 STEP)						
4. NEGOTIATED COMPETITIVE						
5. NEGOTIATED NON-COMPETITIVE						
6. PROCUREMENT UNDER ANOTHER AGENCY'S CONTRACTS						
6A. GSA SCHEDULES						
6B. ANOTHER AGENCY'S CONTRACTS						
7. DIRECTED CONTRACTS FOR FOREIGN GOVERNMENTS						
8. TARIFF OR REGULATED ACQUISITIONS						

PART II - STATISTICS ON SELECTED TYPES OF ACQUISITION

TYPE OF ACQUISITION	NUMBER OF ACTIONS	NET DOLLAR AMOUNT DOLLARS (000)
9. SMALL BUSINESS TOTAL SET-ASIDES		
10. SMALL BUSINESS PARTIAL SET-ASIDES		
11. TOTAL LABOR SURPLUS AREA SET-ASIDES		
12. TOTAL LABOR SURPLUS AREA/SMALL BUSINESS SET-ASIDES		
13. ACQUISITIONS FROM MINORITY AND DISADVANTAGED BUSINESS ENTERPRISES (13A+13B)		
13A. DIRECTED TO LARGE OR SMALL MINORITY BUSINESS ENTERPRISES		
13B. SMALL BUSINESS - DISADVANTAGED 8(A)		
14. WOMEN-OWNED BUSINESS		

\*\*\* FAILED TO REPORT \*\*\*

FEDERAL PROCUREMENT DATA SYSTEM  
 ADMINISTRATIVE CONFERENCE OF THE U.S.  
 FOURTH QUARTER FISCAL YEAR 1985 AND YEAR TO DATE

ACTIONS REPORTED INDIVIDUALLY ON SF-279

ACTIONS	4Q \$(000)	YTD ACTIONS	YTD \$(000)	YTD % #	YTD % \$
ADMINISTRATIVE CONFERENCE OF THE U.S.		3	62	100.000	100.000
TYPE CONTRACTOR					
BUS CONCERNS					
EDUCATIONAL & NON-PROFIT		3	62	100.000	100.000
STATE LOC GOV		0	0	0.000	0.000
NON-DEFINED		0	0	0.000	0.000
METHODS OF PROC					
2 STEP					
OTHER FORMAL ADV		0	0	0.000	0.000
NEG COMP		0	0	0.000	0.000
NEG NON-COMP		1	26	33.333	41.935
DIR FOR GOVS		2	36	66.667	58.065
TARIFF OR REG		0	0	0.000	0.000
SMALL BUSINESS AWARDS					
PRIME					
TOTAL SET-ASIDE		2	36	66.667	58.065
PARTIAL SET-ASIDE		0	0	0.000	0.000
LABOR SURPLUS AREA					
TOTAL SET-ASIDE					
TIE BID PREF		0	0	0.000	0.000
TOT LSA SM SET-ASIDE		0	0	0.000	0.000
SUB-TOTAL		0	0	0.000	0.000
NO PREF GIVEN		3	62	100.000	100.000
MINORITY & DISADVANT					
LG MINORITY		0	0	0.000	0.000
SM MINORITY		0	0	0.000	0.000
SA MINORITY		0	0	0.000	0.000
SUB-TOTAL		0	0	0.000	0.000
WOMEN OWNED		0	0	0.000	0.000
TYPE OF CONTRACT					
FIXED PRICE					
COST		1	26	33.333	41.935
TIME & MATERIAL		2	36	66.667	58.065
LABOR HOUR		0	0	0.000	0.000
MULTI YEAR		0	0	0.000	0.000
SUBJECT TO STAT REQ					
WALSH HEALEY MFR		0	0	0.000	0.000
WALSH HEALEY DLR		0	0	0.000	0.000
SERVICE CONTRACTS		0	0	0.000	0.000
DAVIS BACON		0	0	0.000	0.000
NOT SUBJECT TO		3	62	100.000	100.000
KIND OF CONTRACT					
INITIAL LETTER		0	0	0.000	0.000
DEF SUPERSED LTR					
DEFINITIVE		0	0	0.000	0.000
INTERNAL ORDER		2	36	66.667	58.065
MODIFICATION		0	0	0.000	0.000
GSA SCHEDULE		0	0	0.000	0.000
EXTERNAL ORDER		1	26	33.333	41.935
TERM FOR DEFAULT		0	0	0.000	0.000
TERM FOR CONVEN		0	0	0.000	0.000
PRODUCT OR SERVICE					
SUPPLIES & EQUIPMENT		1	26	33.333	41.935
RESEARCH & DEVELOPMENT		0	0	0.000	0.000
CONSTRUCTION		0	0	0.000	0.000
ARCHITECT ENGINEER		0	0	0.000	0.000
AUTOMATIC DATA PROCESSING SERVICES		0	0	0.000	0.000
ADP EQUIPMENT, PURCHASE & LEASE		0	0	0.000	0.000
REAL PROPERTY, PURCHASE & LEASE		0	0	0.000	0.000
OTHER SERVICES		2	36	66.667	58.065
CONSULTANT SERVICES		2	36	66.667	58.065

\*\*\* FAILED TO REPORT THIS QUARTER \*\*\*

FEDERAL PROCUREMENT DATA SYSTEM  
 AGENCY FOR INTERNATIONAL DEVELOPMENT  
 FOURTH QUARTER FISCAL YEAR 1985  
 ACTIONS REPORTED IN SUMMARY ON SF 281

PART I - TOTAL PRIME ACQUISITION ACTIONS REPORTED IN SUMMARY ON SF 281

ACQUISITION METHOD	NUMBER OF ACTIONS	TOTAL DOLLARS (000)	SMALL	LARGE	EDUCATIONAL	OUTSIDE US
			BUSINESS CONCERNS DOLLARS (000)	BUSINESS CONCERNS DOLLARS (000)	& NON-PROFIT INSTITUTION DOLLARS (000)	POSSESSIONS DOLLARS (000)
1. TOTAL (2+7+8)						
2. SUBTOTAL (3+4+5+6)						
3. FORMALLY ADVERTISED (INCLUDING 2 STEP)						
4. NEGOTIATED COMPETITIVE						
5. NEGOTIATED NON-COMPETITIVE						
6. PROCUREMENT UNDER ANOTHER AGENCY'S CONTRACTS						
6A. GSA SCHEDULES						
6B. ANOTHER AGENCY'S CONTRACTS						
7. DIRECTED CONTRACTS FOR FOREIGN GOVERNMENTS						
8. TARIFF OR REGULATED ACQUISITIONS						

PART II - STATISTICS ON SELECTED TYPES OF ACQUISITION

TYPE OF ACQUISITION	NUMBER OF ACTIONS	NET DOLLAR AMOUNT DOLLARS (000)
9. SMALL BUSINESS TOTAL SET-ASIDES		
10. SMALL BUSINESS PARTIAL SET-ASIDES		
11. TOTAL LABOR SURPLUS AREA SET-ASIDES		
12. TOTAL LABOR SURPLUS AREA/SMALL BUSINESS SET-ASIDES		
13. ACQUISITIONS FROM MINORITY AND DISADVANTAGED BUSINESS ENTERPRISES (13A+13B)		
13A. DIRECTED TO LARGE OR SMALL MINORITY BUSINESS ENTERPRISES		
13B. SMALL BUSINESS - DISADVANTAGED 8(A)		
14. WOMEN-OWNED BUSINESS		

\*\*\* FAILED TO REPORT \*\*\*

FEDERAL PROCUREMENT DATA SYSTEM  
 AGENCY FOR INTERNATIONAL DEVELOPMENT  
 FOURTH QUARTER FISCAL YEAR 1985 YEAR TO DATE  
 ACTIONS REPORTED IN SUMMARY ON SF 281

PART I - TOTAL PRIME ACQUISITION ACTIONS REPORTED IN SUMMARY ON SF 281

ACQUISITION METHOD	NUMBER OF ACTIONS	TOTAL DOLLARS (000)	SMALL	LARGE	EDUCATIONAL	OUTSIDE US
			BUSINESS CONCERNS DOLLARS (000)	BUSINESS CONCERNS DOLLARS (000)	& NON-PROFIT INSTITUTION DOLLARS (000)	POSSESSIONS DOLLARS (000)
1. TOTAL (2+7+8)						
2. SUBTOTAL (3+4+5+6)						
3. FORMALLY ADVERTISED (INCLUDING 2 STEP)						
4. NEGOTIATED COMPETITIVE						
5. NEGOTIATED NON-COMPETITIVE						
6. PROCUREMENT UNDER ANOTHER AGENCY'S CONTRACTS						
6A. GSA SCHEDULES						
6B. ANOTHER AGENCY'S CONTRACTS						
7. DIRECTED CONTRACTS FOR FOREIGN GOVERNMENTS						
8. TARIFF OR REGULATED ACQUISITIONS						

PART II - STATISTICS ON SELECTED TYPES OF ACQUISITION

TYPE OF ACQUISITION	NUMBER OF ACTIONS	NET DOLLAR AMOUNT DOLLARS (000)
9. SMALL BUSINESS TOTAL SET-/SIDES		
10. SMALL BUSINESS PARTIAL SET-ASIDES		
11. TOTAL LABOR SURPLUS AREA SET-ASIDES		
12. TOTAL LABOR SURPLUS AREA/SMALL BUSINESS SET-ASIDES		
13. ACQUISITIONS FROM MINORITY AND DISADVANTAGED BUSINESS ENTERPRISES (13A+13B)		
13A. DIRECTED TO LARGE OR SMALL MINORITY BUSINESS ENTERPRISES		
13B. SMALL BUSINESS - DISADVANTAGED 8(A)		
14. WOMEN-OWNED BUSINESS		

\*\*\* FAILED TO REPORT \*\*\*

FEDERAL PROCUREMENT DATA SYSTEM  
 AGENCY FOR INTERNATIONAL DEVELOPMENT  
 FOURTH QUARTER FISCAL YEAR 1985 AND YEAR TO DATE

ACTIONS REPORTED INDIVIDUALLY ON SF-279

ACTIONS	4Q \$(000)	YTD ACTIONS	YTD \$(000)	YTD % #	YTD % \$
AGENCY FOR INTERNATIONAL DEVELOPMENT	0	599	93,703	100.000	100.000
TYPE CONTRACTOR					
BUS CONCERNS	0	490	58,058	81.803	61.960
EDUCATIONAL & NON-PROFIT	0	83	23,446	13.856	25.022
STATE LOC GOV	0	19	9,875	3.172	10.539
NON-DEFINED	0	7	2,324	1.169	2.480
METHODS OF PROC					
2 STEP	0	0	0	0.000	0.000
OTHER FORMAL ADV	0	37	5,108	6.177	5.451
NEG COMP	0	340	65,263	56.761	69.649
NEG NON-COMP	0	222	23,332	37.062	24.900
DIR FOR GOVS	0	0	0	0.000	0.000
TARIFF OR REG	0	0	0	0.000	0.000
SMALL BUSINESS AWARDS					
PRIME	0	314	23,528	52.421	25.109
TOTAL SET-ASIDE	0	34	3,972	5.676	4.239
PARTIAL SET-ASIDE	0	0	0	0.000	0.000
LABOR SURPLUS AREA					
TOTAL SET-ASIDE	0	0	0	0.000	0.000
TIE BID PREF	0	0	0	0.000	0.000
TOT LSA SM SET-ASIDE	0	0	0	0.000	0.000
SUB-TOTAL	0	0	0	0.000	0.000
NO PREF GIVEN	0	0	0	0.000	0.000
MINORITY & DISADVANT					
LG MINORITY	0	17	1,434	2.838	1.530
SM MINORITY	0	52	2,395	8.681	2.556
8A MINORITY	0	44	10,506	7.346	11.212
SUB-TOTAL	0	113	14,335	18.865	15.298
WOMEN OWNED	0	42	1,073	7.012	1.145
TYPE OF CONTRACT					
FIXED PRICE	0	182	23,263	30.384	24.826
COST	0	183	62,164	30.551	66.342
TIME & MATERIAL	0	234	8,276	39.065	8.832
LABOR HOUR	0	0	0	0.000	0.000
MULTI YEAR	0	113	51,728	18.865	55.204
SUBJECT TO STAT REQ					
WALSH HEALEY MFR	0	6	1,729	1.002	1.845
WALSH HEALEY DLR	0	3	17	0.501	0.018
SERVICE CONTRACTS	0	0	0	0.000	0.000
DAVIS BACON	0	0	0	0.000	0.000
NOT SUBJECT TO	0	590	91,957	98.497	98.137
KIND OF CONTRACT					
INITIAL LETTER	0	0	0	0.000	0.000
DEF SUPERSED LTR	0	0	0	0.000	0.000
DEFINITIVE	0	208	30,426	34.725	32.471
INTERNAL ORDER	0	183	7,946	30.551	8.480
MODIFICATION	0	208	55,331	34.725	59.049
GSA SCHEDULE	0	0	0	0.000	0.000
EXTERNAL ORDER	0	0	0	0.000	0.000
TERM FOR DEFAULT	0	0	0	0.000	0.000
TERM FOR CONVEN	0	0	0	0.000	0.000
PRODUCT OR SERVICE					
SUPPLIES & EQUIPMENT	0	18	899	3.005	0.959
RESEARCH & DEVELOPMENT	0	1	29	0.167	0.031
CONSTRUCTION	0	1	69	0.167	0.074
ARCHITECT ENGINEER	0	23	1,781	3.840	1.901
AUTOMATIC DATA PROCESSING SERVICES	0	5	931	0.835	0.994
ADP EQUIPMENT, PURCHASE & LEASE	0	2	1,528	0.334	1.631
REAL PROPERTY, PURCHASE & LEASE	0	0	0	0.000	0.000
OTHER SERVICES	0	549	88,466	91.653	94.411
CONSULTANT SERVICES	0	116	4,186	19.366	4.467

FEDERAL PROCUREMENT DATA SYSTEM  
ALASKA NATURAL GAS TRANSPORTATION SYSTEM  
FOURTH QUARTER FISCAL YEAR 1985  
ACTIONS REPORTED IN SUMMARY ON SF 281

PART I - TOTAL PRIME ACQUISITION ACTIONS REPORTED IN SUMMARY ON SF 281

ACQUISITION METHOD	NUMBER OF ACTIONS	TOTAL DOLLARS (000)	SMALL BUSINESS CONCERNS	LARGE BUSINESS CONCERNS	EDUCATIONAL & NON-PROFIT INSTITUTION	OUTSIDE US POSSESSIONS
			DOLLARS (000)	DOLLARS (000)	DOLLARS (000)	DOLLARS (000)
1. TOTAL (2+7+8)	5	3				
2. SUBTOTAL (3+4+5+6)	5	3	1	1	1	0
3. FORMALLY ADVERTISED (INCLUDING 2 STEP)	1	1	0	0	1	0
4. NEGOTIATED COMPETITIVE	0	0	0	0	0	0
5. NEGOTIATED NON-COMPETITIVE	4	2	1	1	0	0
6. PROCUREMENT UNDER ANOTHER AGENCY'S CONTRACTS	0	0	0	0	0	0
6A. GSA SCHEDULES	0	0	0	0	0	0
6B. ANOTHER AGENCY'S CONTRACTS	0	0	0	0	0	0
7. DIRECTED CONTRACTS FOR FOREIGN GOVERNMENTS	0	0				
8. TARIFF OR REGULATED ACQUISITIONS	0	0				

PART II - STATISTICS ON SELECTED TYPES OF ACQUISITION

TYPE OF ACQUISITION	NUMBER OF ACTIONS	NET DOLLAR AMOUNT DOLLARS (000)
9. SMALL BUSINESS TOTAL SET-ASIDES	0	0
10. SMALL BUSINESS PARTIAL SET-ASIDES	0	0
11. TOTAL LABOR SURPLUS AREA SET-ASIDES	0	0
12. TOTAL LABOR SURPLUS AREA/SMALL BUSINESS SET-ASIDES	0	0
13. ACQUISITIONS FROM MINORITY AND DISADVANTAGED BUSINESS ENTERPRISES (13A+13B)	0	0
13A. DIRECTED TO LARGE OR SMALL MINORITY BUSINESS ENTERPRISES	0	0
13B. SMALL BUSINESS - DISADVANTAGED 8(A)	0	0
14. WOMEN-OWNED BUSINESS	0	0

FEDERAL PROCUREMENT DATA SYSTEM  
ALASKA NATURAL GAS TRANSPORTATION SYSTEM  
FOURTH QUARTER FISCAL YEAR 1985 YEAR TO DATE  
ACTIONS REPORTED IN SUMMARY ON SF 281

PART I - TOTAL PRIME ACQUISITION ACTIONS REPORTED IN SUMMARY ON SF 281

ACQUISITION METHOD	NUMBER OF ACTIONS	TOTAL DOLLARS (000)	SMALL BUSINESS CONCERNS	LARGE BUSINESS CONCERNS	EDUCATIONAL & NON-PROFIT INSTITUTION	OUTSIDE US POSSESSIONS
			DOLLARS (000)	DOLLARS (000)	DOLLARS (000)	DOLLARS (000)
1. TOTAL (2+7+8)	67	96				
2. SUBTOTAL (3+4+5+6)	62	89	14	72	3	0
3. FORMALLY ADVERTISED (INCLUDING 2 STEP)	3	5	0	3	2	0
4. NEGOTIATED COMPETITIVE	5	5	5	0	0	0
5. NEGOTIATED NON-COMPETITIVE	39	51	8	43	0	0
6. PROCUREMENT UNDER ANOTHER AGENCY'S CONTRACTS	15	28	1	26	1	0
6A. GSA SCHEDULES	15	28	1	26	1	0
6B. ANOTHER AGENCY'S CONTRACTS	0	0	0	0	0	0
7. DIRECTED CONTRACTS FOR FOREIGN GOVERNMENTS	0	0				
8. TARIFF OR REGULATED ACQUISITIONS	5	7				

PART II - STATISTICS ON SELECTED TYPES OF ACQUISITION

TYPE OF ACQUISITION	NUMBER OF ACTIONS	NET DOLLAR AMOUNT DOLLARS (000)
9. SMALL BUSINESS TOTAL SET-ASIDES	0	0
10. SMALL BUSINESS PARTIAL SET-ASIDES	0	0
11. TOTAL LABOR SURPLUS AREA SET-ASIDES	0	0
12. TOTAL LABOR SURPLUS AREA/SMALL BUSINESS SET-ASIDES	0	0
13. ACQUISITIONS FROM MINORITY AND DISADVANTAGED BUSINESS ENTERPRISES (13A+13B)	0	0
13A. DIRECTED TO LARGE OR SMALL MINORITY BUSINESS ENTERPRISES	0	0
13B. SMALL BUSINESS - DISADVANTAGED 8(A)	0	0
14. WOMEN-OWNED BUSINESS	0	0

FEDERAL PROCUREMENT DATA SYSTEM  
ALASKA NATURAL GAS TRANSPORTATION SYSTEM  
FOURTH QUARTER FISCAL YEAR 1985 AND YEAR TO DATE

ACTIONS REPORTED INDIVIDUALLY ON SF-279

	ACTIONS	4Q \$(000)	YTD ACTIONS	YTD \$(000)	YTD % #	YTD % \$
ALASKA NATURAL GAS TRANSPORTATION SYSTEM	0	0	2	32	100.000	100.000
TYPE CONTRACTOR						
BUS CONCERNS	0	0	2	32	100.000	100.000
EDUCATIONAL & NON-PROFIT	0	0	0	0	0.000	0.000
STATE LOC GOV	0	0	0	0	0.000	0.000
NON-DEFINED	0	0	0	0	0.000	0.000
METHODS OF PROC						
2 STEP	0	0	0	0	0.000	0.000
OTHER FORMAL ADV	0	0	0	0	0.000	0.000
NEG COMP	0	0	0	0	0.000	0.000
NEG NON-COMP	0	0	2	32	100.000	100.000
DIR FOR GOVS	0	0	0	0	0.000	0.000
TARIFF OR REG	0	0	0	0	0.000	0.000
SMALL BUSINESS AWARDS						
PRIME	0	0	0	0	0.000	0.000
TOTAL SET-ASIDE	0	0	0	0	0.000	0.000
PARTIAL SET-ASIDE	0	0	0	0	0.000	0.000
LABOR SURPLUS AREA						
TOTAL SET-ASIDE	0	0	0	0	0.000	0.000
TIE BID PREF	0	0	0	0	0.000	0.000
TOT LSA SM SET-ASIDE	0	0	0	0	0.000	0.000
SUB-TOTAL	0	0	0	0	0.000	0.000
NO PREF GIVEN	0	0	2	32	100.000	100.000
MINORITY & DISADVANT						
LG MINORITY	0	0	0	0	0.000	0.000
SM MINORITY	0	0	0	0	0.000	0.000
8A MINORITY	0	0	0	0	0.000	0.000
SUB-TOTAL	0	0	0	0	0.000	0.000
WOMEN OWNED	0	0	0	0	0.000	0.000
TYPE OF CONTRACT						
FIXED PRICE	0	0	2	32	100.000	100.000
COST	0	0	0	0	0.000	0.000
TIME & MATERIAL	0	0	0	0	0.000	0.000
LABOR HOUR	0	0	0	0	0.000	0.000
MULTI YEAR	0	0	0	0	0.000	0.000
SUBJECT TO STAT REQ						
WALSH HEALEY MFR	0	0	0	0	0.000	0.000
WALSH HEALEY DLR	0	0	0	0	0.000	0.000
SERVICE CONTRACTS	0	0	0	0	0.000	0.000
DAVIS BACON	0	0	0	0	0.000	0.000
NOT SUBJECT TO	0	0	2	32	100.000	100.000
KIND OF CONTRACT						
INITIAL LETTER	0	0	0	0	0.000	0.000
DEF SUPERSED LTR	0	0	0	0	0.000	0.000
DEFINITIVE	0	0	2	32	100.000	100.000
INTERNAL ORDER	0	0	0	0	0.000	0.000
MODIFICATION	0	0	0	0	0.000	0.000
GSA SCHEDULE	0	0	0	0	0.000	0.000
EXTERNAL ORDER	0	0	0	0	0.000	0.000
TERM FOR DEFAULT	0	0	0	0	0.000	0.000
TERM FOR CONVEN	0	0	0	0	0.000	0.000
PRODUCT OR SERVICE						
SUPPLIES & EQUIPMENT	0	0	0	0	0.000	0.000
RESEARCH & DEVELOPMENT	0	0	0	0	0.000	0.000
CONSTRUCTION	0	0	0	0	0.000	0.000
ARCHITECT ENGINEER	0	0	0	0	0.000	0.000
AUTOMATIC DATA PROCESSING SERVICES	0	0	0	0	0.000	0.000
ADP EQUIPMENT, PURCHASE & LEASE	0	0	0	0	0.000	0.000
REAL PROPERTY, PURCHASE & LEASE	0	0	2	32	100.000	100.000
OTHER SERVICES	0	0	0	0	0.000	0.000
CONSULTANT SERVICES	0	0	0	0	0.000	0.000



FEDERAL PROCUREMENT DATA SYSTEM  
 AMERICAN BATTLE MONUMENTS COMMISSION  
 FOURTH QUARTER FISCAL YEAR 1985  
 ACTIONS REPORTED IN SUMMARY ON SF 281

PART I - TOTAL PRIME ACQUISITION ACTIONS REPORTED IN SUMMARY ON SF 281

ACQUISITION METHOD	NUMBER OF ACTIONS	TOTAL DOLLARS (000)	SMALL BUSINESS CONCERNS DOLLARS (000)	LARGE BUSINESS CONCERNS DOLLARS (000)	EDUCATIONAL & NON-PROFIT INSTITUTION DOLLARS (000)	OUTSIDE US POSSESSIONS DOLLARS (000)
1. TOTAL (2+7+8)	2,412	1,724				
2. SUBTOTAL (3+4+5+6)	2,412	1,724	7	14	20	1,683
3. FORMALLY ADVERTISED (INCLUDING 2 STEP)	68	159	0	0	0	159
4. NEGOTIATED COMPETITIVE	87	250	0	0	0	250
5. NEGOTIATED NON-COMPETITIVE	2,215	1,274	0	0	0	1,274
6. PROCUREMENT UNDER ANOTHER AGENCY'S CONTRACTS	42	41	7	14	20	0
6A. GSA SCHEDULES	18	21	7	14	0	0
6B. ANOTHER AGENCY'S CONTRACTS	24	20	0	0	20	0
7. DIRECTED CONTRACTS FOR FOREIGN GOVERNMENTS	0	0				
8. TARIFF OR REGULATED ACQUISITIONS	0	0				

PART II - STATISTICS ON SELECTED TYPES OF ACQUISITION

TYPE OF ACQUISITION	NUMBER OF ACTIONS	NET DOLLAR AMOUNT DOLLARS (000)
9. SMALL BUSINESS TOTAL SET-ASIDES	0	0
10. SMALL BUSINESS PARTIAL SET-ASIDES	0	0
11. TOTAL LABOR SURPLUS AREA SET-ASIDES	0	0
12. TOTAL LABOR SURPLUS AREA/SMALL BUSINESS SET-ASIDES	0	0
13. ACQUISITIONS FROM MINORITY AND DISADVANTAGED BUSINESS ENTERPRISES (13A+13B)	0	0
13A. DIRECTED TO LARGE OR SMALL MINORITY BUSINESS ENTERPRISES	0	0
13B. SMALL BUSINESS - DISADVANTAGED B(A)	0	0
14. WOMEN-OWNED BUSINESS	0	0

FEDERAL PROCUREMENT DATA SYSTEM  
 AMERICAN BATTLE MONUMENTS COMMISSION  
 FOURTH QUARTER FISCAL YEAR 1985 YEAR TO DATE  
 ACTIONS REPORTED IN SUMMARY ON SF 281

PART I - TOTAL PRIME ACQUISITION ACTIONS REPORTED IN SUMMARY ON SF 281

ACQUISITION METHOD	NUMBER OF ACTIONS	TOTAL DOLLARS (000)	SMALL BUSINESS CONCERNS DOLLARS (000)	LARGE BUSINESS CONCERNS DOLLARS (000)	EDUCATIONAL & NON-PROFIT INSTITUTION DOLLARS (000)	OUTSIDE US POSSESSIONS DOLLARS (000)
1. TOTAL (2+7+8)	6,892	3,792				
2. SUBTOTAL (3+4+5+6)	6,892	3,792	38	49	57	3,648
3. FORMALLY ADVERTISED (INCLUDING 2 STEP)	170	425	0	0	0	425
4. NEGOTIATED COMPETITIVE	231	624	0	0	0	624
5. NEGOTIATED NON-COMPETITIVE	6,340	2,599	0	0	0	2,599
6. PROCUREMENT UNDER ANOTHER AGENCY'S CONTRACTS	151	144	38	49	57	0
6A. GSA SCHEDULES	83	87	38	49	0	0
6B. ANOTHER AGENCY'S CONTRACTS	68	57	0	0	57	0
7. DIRECTED CONTRACTS FOR FOREIGN GOVERNMENTS	0	0				
8. TARIFF OR REGULATED ACQUISITIONS	0	0				

PART II - STATISTICS ON SELECTED TYPES OF ACQUISITION

TYPE OF ACQUISITION	NUMBER OF ACTIONS	NET DOLLAR AMOUNT DOLLARS (000)
9. SMALL BUSINESS TOTAL SET-ASIDES	0	0
10. SMALL BUSINESS PARTIAL SET-ASIDES	0	0
11. TOTAL LABOR SURPLUS AREA SET-ASIDES	0	0
12. TOTAL LABOR SURPLUS AREA/SMALL BUSINESS SET-ASIDES	0	0
13. ACQUISITIONS FROM MINORITY AND DISADVANTAGED BUSINESS ENTERPRISES (13A+13B)	0	0
13A. DIRECTED TO LARGE OR SMALL MINORITY BUSINESS ENTERPRISES	0	0
13B. SMALL BUSINESS - DISADVANTAGED B(A)	0	0
14. WOMEN-OWNED BUSINESS	0	0

FEDERAL PROCUREMENT DATA SYSTEM  
 AMERICAN BATTLE MONUMENTS COMMISSION  
 FOURTH QUARTER FISCAL YEAR 1985 AND YEAR TO DATE

ACTIONS REPORTED INDIVIDUALLY ON SF-279

ACTIONS	4Q \$(000)	YTD ACTIONS	YTD \$(000)	YTD % #	YTD % \$	
AMERICAN BATTLE MONUMENTS COMMISSION	2	47	5	318	100.000	100.000
TYPE CONTRACTOR						
BUS CONCERNS	0	0	0	0	0.000	0.000
EDUCATIONAL & NON-PROFIT	0	0	0	0	0.000	0.000
STATE LOC GOV	0	0	0	0	0.000	0.000
NON-DEFINED	2	47	5	318	100.000	100.000
METHODS OF PROC						
2 STEP	0	0	0	0	0.000	0.000
OTHER FORMAL ADV	0	0	0	0	0.000	0.000
NEG COMP	0	0	0	0	0.000	0.000
NEG NON-COMP	0	0	0	0	0.000	0.000
DIR FOR GOVS	0	0	0	0	0.000	0.000
TARIFF OR REG	0	0	0	0	0.000	0.000
SMALL BUSINESS AWARDS						
PRIME	0	0	0	0	0.000	0.000
TOTAL SET-ASIDE	0	0	0	0	0.000	0.000
PARTIAL SET-ASIDE	0	0	0	0	0.000	0.000
LABOR SURPLUS AREA						
TOTAL SET-ASIDE	0	0	0	0	0.000	0.000
TIE BID PREF	0	0	0	0	0.000	0.000
TOT LSA SM SET-ASIDE	0	0	0	0	0.000	0.000
SUB-TOTAL	0	0	0	0	0.000	0.000
NO PREF GIVEN	2	47	5	318	100.000	100.000
MINORITY & DISADVANT						
LG MINORITY	0	0	0	0	0.000	0.000
SM MINORITY	0	0	0	0	0.000	0.000
8A MINORITY	0	0	0	0	0.000	0.000
SUB-TOTAL	0	0	0	0	0.000	0.000
WOMEN OWNED	0	0	0	0	0.000	0.000
TYPE OF CONTRACT						
FIXED PRICE	2	47	5	318	100.000	100.000
COST	0	0	0	0	0.000	0.000
TIME & MATERIAL	0	0	0	0	0.000	0.000
LABOR HOUR	0	0	0	0	0.000	0.000
MULTI YEAR	0	0	0	0	0.000	0.000
SUBJECT TO STAT REQ						
HALSH HEALEY MFR	0	0	0	0	0.000	0.000
HALSH HEALEY DLR	0	0	0	0	0.000	0.000
SERVICE CONTRACTS	0	0	0	0	0.000	0.000
DAVIS BACON	0	0	0	0	0.000	0.000
NOT SUBJECT TO	2	47	5	318	100.000	100.000
KIND OF CONTRACT						
INITIAL LETTER	0	0	0	0	0.000	0.000
DEF SUPERSED LTR	0	0	0	0	0.000	0.000
DEFINITIVE	2	47	5	318	100.000	100.000
INTERNAL ORDER	0	0	0	0	0.000	0.000
MODIFICATION	0	0	0	0	0.000	0.000
GSA SCHEDULE	0	0	0	0	0.000	0.000
EXTERNAL ORDER	0	0	0	0	0.000	0.000
TERM FOR DEFAULT	0	0	0	0	0.000	0.000
TERM FOR CONVEN	0	0	0	0	0.000	0.000
PRODUCT OR SERVICE						
SUPPLIES & EQUIPMENT	0	0	0	0	0.000	0.000
RESEARCH & DEVELOPMENT	0	0	0	0	0.000	0.000
CONSTRUCTION	2	47	5	318	100.000	100.000
ARCHITECT ENGINEER	0	0	0	0	0.000	0.000
AUTOMATIC DATA PROCESSING SERVICES	0	0	0	0	0.000	0.000
ADP EQUIPMENT, PURCHASE & LEASE	0	0	0	0	0.000	0.000
REAL PROPERTY, PURCHASE & LEASE	0	0	0	0	0.000	0.000
OTHER SERVICES	0	0	0	0	0.000	0.000
CONSULTANT SERVICES	0	0	0	0	0.000	0.000

FEDERAL PROCUREMENT DATA SYSTEM  
 BOARD FOR INTERNATIONAL BROADCASTING  
 FOURTH QUARTER FISCAL YEAR 1985  
 ACTIONS REPORTED IN SUMMARY ON SF 281

PART I - TOTAL PRIME ACQUISITION ACTIONS REPORTED IN SUMMARY ON SF 281

ACQUISITION METHOD	NUMBER OF ACTIONS	TOTAL DOLLARS (000)	SMALL BUSINESS CONCERNS DOLLARS (000)	LARGE BUSINESS CONCERNS DOLLARS (000)	EDUCATIONAL & NON-PROFIT INSTITUTION DOLLARS (000)	OUTSIDE US POSSESSIONS DOLLARS (000)
1. TOTAL (2+7+8)	34	107				
2. SUBTOTAL (3+4+5+6)	34	107	88	19	0	0
3. FORMALLY ADVERTISED (INCLUDING 2 STEP)	0	0	0	0	0	0
4. NEGOTIATED COMPETITIVE	0	0	0	0	0	0
5. NEGOTIATED NON-COMPETITIVE	34	107	88	19	0	0
6. PROCUREMENT UNDER ANOTHER AGENCY'S CONTRACTS	0	0	0	0	0	0
6A. GSA SCHEDULES	0	0	0	0	0	0
6B. ANOTHER AGENCY'S CONTRACTS	0	0	0	0	0	0
7. DIRECTED CONTRACTS FOR FOREIGN GOVERNMENTS	0	0				
8. TARIFF OR REGULATED ACQUISITIONS	0	0				

PART II - STATISTICS ON SELECTED TYPES OF ACQUISITION

TYPE OF ACQUISITION	NUMBER OF ACTIONS	NET DOLLAR AMOUNT DOLLARS (000)
9. SMALL BUSINESS TOTAL SET-ASIDES	0	0
10. SMALL BUSINESS PARTIAL SET-ASIDES	0	0
11. TOTAL LABOR SURPLUS AREA SET-ASIDES	0	0
12. TOTAL LABOR SURPLUS AREA/SMALL BUSINESS SET-ASIDES	0	0
13. ACQUISITIONS FROM MINORITY AND DISADVANTAGED BUSINESS ENTERPRISES (13A+13B)	0	0
13A. DIRECTED TO LARGE OR SMALL MINORITY BUSINESS ENTERPRISES	0	0
13B. SMALL BUSINESS - DISADVANTAGED 8(A)	0	0
14. WOMEN-OWNED BUSINESS	0	0

FEDERAL PROCUREMENT DATA SYSTEM  
 BOARD FOR INTERNATIONAL BROADCASTING  
 FOURTH QUARTER FISCAL YEAR 1985 YEAR TO DATE  
 ACTIONS REPORTED IN SUMMARY ON SF 281

PART I - TOTAL PRIME ACQUISITION ACTIONS REPORTED IN SUMMARY ON SF 281

ACQUISITION METHOD	NUMBER OF ACTIONS	TOTAL DOLLARS (000)	SMALL BUSINESS CONCERNS DOLLARS (000)	LARGE BUSINESS CONCERNS DOLLARS (000)	EDUCATIONAL & NON-PROFIT INSTITUTION DOLLARS (000)	OUTSIDE US POSSESSIONS DOLLARS (000)
1. TOTAL (2+7+8)	83	150				
2. SUBTOTAL (3+4+5+6)	83	150	108	42	0	0
3. FORMALLY ADVERTISED (INCLUDING 2 STEP)	0	0	0	0	0	0
4. NEGOTIATED COMPETITIVE	0	0	0	0	0	0
5. NEGOTIATED NON-COMPETITIVE	83	150	108	42	0	0
6. PROCUREMENT UNDER ANOTHER AGENCY'S CONTRACTS	0	0	0	0	0	0
6A. GSA SCHEDULES	0	0	0	0	0	0
6B. ANOTHER AGENCY'S CONTRACTS	0	0	0	0	0	0
7. DIRECTED CONTRACTS FOR FOREIGN GOVERNMENTS	0	0				
8. TARIFF OR REGULATED ACQUISITIONS	0	0				

PART II - STATISTICS ON SELECTED TYPES OF ACQUISITION

TYPE OF ACQUISITION	NUMBER OF ACTIONS	NET DOLLAR AMOUNT DOLLARS (000)
9. SMALL BUSINESS TOTAL SET-ASIDES	0	0
10. SMALL BUSINESS PARTIAL SET-ASIDES	0	0
11. TOTAL LABOR SURPLUS AREA SET-ASIDES	0	0
12. TOTAL LABOR SURPLUS AREA/SMALL BUSINESS SET-ASIDES	0	0
13. ACQUISITIONS FROM MINORITY AND DISADVANTAGED BUSINESS ENTERPRISES (13A+13B)	0	0
13A. DIRECTED TO LARGE OR SMALL MINORITY BUSINESS ENTERPRISES	0	0
13B. SMALL BUSINESS - DISADVANTAGED 8(A)	0	0
14. WOMEN-OWNED BUSINESS	1	1

FEDERAL PROCUREMENT DATA SYSTEM  
 BOARD FOR INTERNATIONAL BROADCASTING  
 FOURTH QUARTER FISCAL YEAR 1985 AND YEAR TO DATE

ACTIONS REPORTED INDIVIDUALLY ON SF-279

	ACTIONS	4Q \$(000)	YTD ACTIONS	YTD \$(000)	YTD % #	YTD % \$
BOARD FOR INTERNATIONAL BROADCASTING	0	0	1	15	100.000	100.000
TYPE CONTRACTOR						
BUS CONCERNS	0	0	1	15	100.000	100.000
EDUCATIONAL & NON-PROFIT	0	0	0	0	0.000	0.000
STATE LOC GOV	0	0	0	0	0.000	0.000
NON-DEFINED	0	0	0	0	0.000	0.000
METHODS OF PROC						
2 STEP	0	0	0	0	0.000	0.000
OTHER FORMAL ADV	0	0	0	0	0.000	0.000
NEG COMP	0	0	0	0	0.000	0.000
NEG NON-COMP	0	0	0	0	0.000	0.000
DIR FOR GOVS	0	0	1	15	100.000	100.000
TARIFF OR REG	0	0	0	0	0.000	0.000
SMALL BUSINESS AWARDS						
PRIME	0	0	1	15	100.000	100.000
TOTAL SET-ASIDE	0	0	0	0	0.000	0.000
PARTIAL SET-ASIDE	0	0	0	0	0.000	0.000
LABOR SURPLUS AREA						
TOTAL SET-ASIDE	0	0	0	0	0.000	0.000
TIE BID PREF	0	0	0	0	0.000	0.000
TOT LSA SM SET-ASIDE	0	0	0	0	0.000	0.000
SUB-TOTAL	0	0	0	0	0.000	0.000
NO PREF GIVEN	0	0	1	15	100.000	100.000
MINORITY & DISADVANT						
LG MINORITY	0	0	0	0	0.000	0.000
SM MINORITY	0	0	0	0	0.000	0.000
BA MINORITY	0	0	0	0	0.000	0.000
SUB-TOTAL	0	0	0	0	0.000	0.000
WOMEN OWNED	0	0	0	0	0.000	0.000
TYPE OF CONTRACT						
FIXED PRICE	0	0	0	0	0.000	0.000
COST	0	0	0	0	0.000	0.000
TIME & MATERIAL	0	0	0	0	0.000	0.000
LABOR HOUR	0	0	1	15	100.000	100.000
MULTI YEAR	0	0	0	0	0.000	0.000
SUBJECT TO STAT REQ						
HALSH HEALEY MFR	0	0	0	0	0.000	0.000
HALSH HEALEY DLR	0	0	0	0	0.000	0.000
SERVICE CONTRACTS	0	0	0	0	0.000	0.000
DAVIS BACON	0	0	0	0	0.000	0.000
NOT SUBJECT TO	0	0	1	15	100.000	100.000
KIND OF CONTRACT						
INITIAL LETTER	0	0	0	0	0.000	0.000
DEF SUPERSED LTR	0	0	0	0	0.000	0.000
DEFINITIVE	0	0	1	15	100.000	100.000
INTERNAL ORDER	0	0	0	0	0.000	0.000
MODIFICATION	0	0	0	0	0.000	0.000
GSA SCHEDULE	0	0	0	0	0.000	0.000
EXTERNAL ORDER	0	0	0	0	0.000	0.000
TERM FOR DEFAULT	0	0	0	0	0.000	0.000
TERM FOR CONVEN	0	0	0	0	0.000	0.000
PRODUCT OR SERVICE						
SUPPLIES & EQUIPMENT	0	0	0	0	0.000	0.000
RESEARCH & DEVELOPMENT	0	0	0	0	0.000	0.000
CONSTRUCTION	0	0	0	0	0.000	0.000
ARCHITECT ENGINEER	0	0	1	15	100.000	100.000
AUTOMATIC DATA PROCESSING SERVICES	0	0	0	0	0.000	0.000
ADP EQUIPMENT, PURCHASE & LEASE	0	0	0	0	0.000	0.000
REAL PROPERTY, PURCHASE & LEASE	0	0	0	0	0.000	0.000
OTHER SERVICES	0	0	0	0	0.000	0.000
CONSULTANT SERVICES	0	0	1	15	100.000	100.000

FEDERAL PROCUREMENT DATA SYSTEM  
 COMMISSION ON CIVIL RIGHTS  
 FOURTH QUARTER FISCAL YEAR 1985  
 ACTIONS REPORTED IN SUMMARY ON SF 281

PART I - TOTAL PRIME ACQUISITION ACTIONS REPORTED IN SUMMARY ON SF 281

ACQUISITION METHOD	NUMBER OF ACTIONS	TOTAL	SMALL BUSINESS CONCERNS	LARGE BUSINESS CONCERNS	EDUCATIONAL & NON-PROFIT INSTITUTION	OUTSIDE US POSSESSIONS
		DOLLARS (000)	DOLLARS (000)	DOLLARS (000)	DOLLARS (000)	DOLLARS (000)
1. TOTAL (2+7+8)						
2. SUBTOTAL (3+4+5+6)						
3. FORMALLY ADVERTISED (INCLUDING 2 STEP)						
4. NEGOTIATED COMPETITIVE						
5. NEGOTIATED NON-COMPETITIVE						
6. PROCUREMENT UNDER ANOTHER AGENCY'S CONTRACTS						
6A. GSA SCHEDULES						
6B. ANOTHER AGENCY'S CONTRACTS						
7. DIRECTED CONTRACTS FOR FOREIGN GOVERNMENTS						
8. TARIFF OR REGULATED ACQUISITIONS						

PART II - STATISTICS ON SELECTED TYPES OF ACQUISITION

TYPE OF ACQUISITION	NUMBER OF ACTIONS	NET DOLLAR AMOUNT DOLLARS (000)
9. SMALL BUSINESS TOTAL SET-ASIDES		
10. SMALL BUSINESS PARTIAL SET-ASIDES		
11. TOTAL LABOR SURPLUS AREA SET-ASIDES		
12. TOTAL LABOR SURPLUS AREA/SMALL BUSINESS SET-ASIDES		
13. ACQUISITIONS FROM MINORITY AND DISADVANTAGED BUSINESS ENTERPRISES (13A+13B)		
13A. DIRECTED TO LARGE OR SMALL MINORITY BUSINESS ENTERPRISES		
13B. SMALL BUSINESS - DISADVANTAGED 8(A)		
14. WOMEN-OWNED BUSINESS		

\*\*\* FAILED TO REPORT \*\*\*

FEDERAL PROCUREMENT DATA SYSTEM  
 COMMISSION ON CIVIL RIGHTS  
 FOURTH QUARTER FISCAL YEAR 1985 YEAR TO DATE  
 ACTIONS REPORTED IN SUMMARY ON SF 281

PART I - TOTAL PRIME ACQUISITION ACTIONS REPORTED IN SUMMARY ON SF 281

ACQUISITION METHOD	NUMBER OF ACTIONS	TOTAL	SMALL BUSINESS CONCERNS	LARGE BUSINESS CONCERNS	EDUCATIONAL & NON-PROFIT INSTITUTION	OUTSIDE US POSSESSIONS
		DOLLARS (000)	DOLLARS (000)	DOLLARS (000)	DOLLARS (000)	DOLLARS (000)
1. TOTAL (2+7+8)						
2. SUBTOTAL (3+4+5+6)						
3. FORMALLY ADVERTISED (INCLUDING 2 STEP)						
4. NEGOTIATED COMPETITIVE						
5. NEGOTIATED NON-COMPETITIVE						
6. PROCUREMENT UNDER ANOTHER AGENCY'S CONTRACTS						
6A. GSA SCHEDULES						
6B. ANOTHER AGENCY'S CONTRACTS						
7. DIRECTED CONTRACTS FOR FOREIGN GOVERNMENTS						
8. TARIFF OR REGULATED ACQUISITIONS						

PART II - STATISTICS ON SELECTED TYPES OF ACQUISITION

TYPE OF ACQUISITION	NUMBER OF ACTIONS	NET DOLLAR AMOUNT DOLLARS (000)
9. SMALL BUSINESS TOTAL SET-ASIDES		
10. SMALL BUSINESS PARTIAL SET-ASIDES		
11. TOTAL LABOR SURPLUS AREA SET-ASIDES		
12. TOTAL LABOR SURPLUS AREA/SMALL BUSINESS SET-ASIDES		
13. ACQUISITIONS FROM MINORITY AND DISADVANTAGED BUSINESS ENTERPRISES (13A+13B)		
13A. DIRECTED TO LARGE OR SMALL MINORITY BUSINESS ENTERPRISES		
13B. SMALL BUSINESS - DISADVANTAGED 8(A)		
14. WOMEN-OWNED BUSINESS		

\*\*\* FAILED TO REPORT \*\*\*

FEDERAL PROCUREMENT DATA SYSTEM  
 COMMISSION ON CIVIL RIGHTS  
 FOURTH QUARTER FISCAL YEAR 1985 AND YEAR TO DATE

ACTIONS REPORTED INDIVIDUALLY ON SF-279

ACTIONS	4Q \$(000)	YTD ACTIONS	YTD \$(000)	YTD % #	YTD % \$
COMMISSION ON CIVIL RIGHTS		1	30	100.000	100.000
TYPE CONTRACTOR					
BUS CONCERNS					
EDUCATIONAL & NON-PROFIT		1	30	100.000	100.000
STATE LOC GOV		0	0	0.000	0.000
NON-DEFINED		0	0	0.000	0.000
METHODS OF PROC					
2 STEP					
OTHER FORMAL ADV		0	0	0.000	0.000
NEG COMP		0	0	0.000	0.000
NEG NON-COMP		1	30	100.000	100.000
DIR FOR GOVS		0	0	0.000	0.000
TARIFF OR REG		0	0	0.000	0.000
SMALL BUSINESS AWARDS					
PRIME					
TOTAL SET-ASIDE		0	0	0.000	0.000
PARTIAL SET-ASIDE		0	0	0.000	0.000
LABOR SURPLUS AREA					
TOTAL SET-ASIDE					
TIE BID PREF		0	0	0.000	0.000
TOT LSA SM SET-ASIDE		0	0	0.000	0.000
SUB-TOTAL		0	0	0.000	0.000
NO PREF GIVEN		1	30	100.000	100.000
MINORITY & DISADVANT					
LG MINORITY					
SM MINORITY		0	0	0.000	0.000
SA MINORITY		0	0	0.000	0.000
SUB-TOTAL		0	0	0.000	0.000
WOMEN OWNED					
		0	0	0.000	0.000
TYPE OF CONTRACT					
FIXED PRICE					
COST		0	0	0.000	0.000
TIME & MATERIAL		1	30	100.000	100.000
LABOR HOUR		0	0	0.000	0.000
MULTI YEAR		0	0	0.000	0.000
SUBJECT TO STAT REQ					
WALSH HEALEY MFR					
WALSH HEALEY DLR		0	0	0.000	0.000
SERVICE CONTRACTS		0	0	0.000	0.000
DAVIS BACON		0	0	0.000	0.000
NOT SUBJECT TO		0	0	0.000	0.000
		1	30	100.000	100.000
KIND OF CONTRACT					
INITIAL LETTER					
		0	0	0.000	0.000
DEF SUPERSED LTR					
DEFINITIVE		0	0	0.000	0.000
INTERNAL ORDER		0	0	0.000	0.000
MODIFICATION		0	0	0.000	0.000
GSA SCHEDULE		1	30	100.000	100.000
EXTERNAL ORDER		0	0	0.000	0.000
TERM FOR DEFAULT		0	0	0.000	0.000
TERM FOR CONVEN		0	0	0.000	0.000
PRODUCT OR SERVICE					
SUPPLIES & EQUIPMENT					
RESEARCH & DEVELOPMENT		0	0	0.000	0.000
CONSTRUCTION		0	0	0.000	0.000
ARCHITECT ENGINEER		0	0	0.000	0.000
AUTOMATIC DATA PROCESSING SERVICES		0	0	0.000	0.000
ADP EQUIPMENT, PURCHASE & LEASE		0	0	0.000	0.000
REAL PROPERTY, PURCHASE & LEASE		0	0	0.000	0.000
OTHER SERVICES		0	0	0.000	0.000
CONSULTANT SERVICES		1	30	100.000	100.000
		0	0	0.000	0.000

\*\*\* FAILED TO REPORT THIS QUARTER \*\*\*

FEDERAL PROCUREMENT DATA SYSTEM  
 COMMODITY FUTURES TRADING COMMISSION  
 FOURTH QUARTER FISCAL YEAR 1985  
 ACTIONS REPORTED IN SUMMARY ON SF 281

PART I - TOTAL PRIME ACQUISITION ACTIONS REPORTED IN SUMMARY ON SF 281

ACQUISITION METHOD	NUMBER OF ACTIONS	TOTAL DOLLARS (000)	SMALL BUSINESS CONCERNS	LARGE BUSINESS CONCERNS	EDUCATIONAL & NON-PROFIT INSTITUTION	OUTSIDE US POSSESSIONS
			DOLLARS (000)	DOLLARS (000)	DOLLARS (000)	DOLLARS (000)
1. TOTAL (2+7+8)	498	477				
2. SUBTOTAL (3+4+5+6)	482	461	199	262	0	0
3. FORMALLY ADVERTISED (INCLUDING 2 STEP)	0	0	0	0	0	0
4. NEGOTIATED COMPETITIVE	29	32	32	0	0	0
5. NEGOTIATED NON-COMPETITIVE	382	233	130	103	0	0
6. PROCUREMENT UNDER ANOTHER AGENCY'S CONTRACTS	71	196	37	159	0	0
6A. GSA SCHEDULES	71	196	37	159	0	0
6B. ANOTHER AGENCY'S CONTRACTS	0	0	0	0	0	0
7. DIRECTED CONTRACTS FOR FOREIGN GOVERNMENTS	0	0				
8. TARIFF OR REGULATED ACQUISITIONS	16	16				

PART II - STATISTICS ON SELECTED TYPES OF ACQUISITION

TYPE OF ACQUISITION	NUMBER OF ACTIONS	NET DOLLAR AMOUNT DOLLARS (000)
9. SMALL BUSINESS TOTAL SET-ASIDES	140	162
10. SMALL BUSINESS PARTIAL SET-ASIDES	0	0
11. TOTAL LABOR SURPLUS AREA SET-ASIDES	0	0
12. TOTAL LABOR SURPLUS AREA/SMALL BUSINESS SET-ASIDES	0	0
13. ACQUISITIONS FROM MINORITY AND DISADVANTAGED BUSINESS ENTERPRISES (13A+13B)	0	0
13A. DIRECTED TO LARGE OR SMALL MINORITY BUSINESS ENTERPRISES	0	0
13B. SMALL BUSINESS - DISADVANTAGED 8(A)	0	0
14. WOMEN-OWNED BUSINESS	0	0

FEDERAL PROCUREMENT DATA SYSTEM  
 COMMODITY FUTURES TRADING COMMISSION  
 FOURTH QUARTER FISCAL YEAR 1985 YEAR TO DATE  
 ACTIONS REPORTED IN SUMMARY ON SF 281

PART I - TOTAL PRIME ACQUISITION ACTIONS REPORTED IN SUMMARY ON SF 281

ACQUISITION METHOD	NUMBER OF ACTIONS	TOTAL DOLLARS (000)	SMALL BUSINESS CONCERNS	LARGE BUSINESS CONCERNS	EDUCATIONAL & NON-PROFIT INSTITUTION	OUTSIDE US POSSESSIONS
			DOLLARS (000)	DOLLARS (000)	DOLLARS (000)	DOLLARS (000)
1. TOTAL (2+7+8)	1,787	1,549				
2. SUBTOTAL (3+4+5+6)	1,724	1,312	601	711	0	0
3. FORMALLY ADVERTISED (INCLUDING 2 STEP)	0	0	0	0	0	0
4. NEGOTIATED COMPETITIVE	448	289	279	10	0	0
5. NEGOTIATED NON-COMPETITIVE	1,072	624	256	368	0	0
6. PROCUREMENT UNDER ANOTHER AGENCY'S CONTRACTS	204	399	66	333	0	0
6A. GSA SCHEDULES	204	399	66	333	0	0
6B. ANOTHER AGENCY'S CONTRACTS	0	0	0	0	0	0
7. DIRECTED CONTRACTS FOR FOREIGN GOVERNMENTS	0	0				
8. TARIFF OR REGULATED ACQUISITIONS	63	237				

PART II - STATISTICS ON SELECTED TYPES OF ACQUISITION

TYPE OF ACQUISITION	NUMBER OF ACTIONS	NET DOLLAR AMOUNT DOLLARS (000)
9. SMALL BUSINESS TOTAL SET-ASIDES	896	535
10. SMALL BUSINESS PARTIAL SET-ASIDES	0	0
11. TOTAL LABOR SURPLUS AREA SET-ASIDES	0	0
12. TOTAL LABOR SURPLUS AREA/SMALL BUSINESS SET-ASIDES	0	0
13. ACQUISITIONS FROM MINORITY AND DISADVANTAGED BUSINESS ENTERPRISES (13A+13B)	1	3
13A. DIRECTED TO LARGE OR SMALL MINORITY BUSINESS ENTERPRISES	1	3
13B. SMALL BUSINESS - DISADVANTAGED 8(A)	0	0
14. WOMEN-OWNED BUSINESS	1	1

FEDERAL PROCUREMENT DATA SYSTEM  
 COMMODITY FUTURES TRADING COMMISSION  
 FOURTH QUARTER FISCAL YEAR 1985 AND YEAR TO DATE

ACTIONS REPORTED INDIVIDUALLY ON SF-279

	ACTIONS	4Q \$(000)	YTD ACTIONS	YTD \$(000)	YTD % #	YTD % \$
COMMODITY FUTURES TRADING COMMISSION	10	498	51	4,070	100.000	100.000
TYPE CONTRACTOR						
BUS CONCERNS	10	498	51	4,070	100.000	100.000
EDUCATIONAL & NON-PROFIT	0	0	0	0	0.000	0.000
STATE LOC GOV	0	0	0	0	0.000	0.000
NON-DEFINED	0	0	0	0	0.000	0.000
METHODS OF PROC						
2 STEP	0	0	0	0	0.000	0.000
OTHER FORMAL ADV	0	0	0	0	0.000	0.000
NEG COMP	6	147	29	713	56.863	17.518
NEG NON-COMP	0	0	16	2,976	31.373	73.120
DIR FOR GOVS	0	0	0	0	0.000	0.000
TARIFF OR REG	0	0	0	0	0.000	0.000
SMALL BUSINESS AWARDS						
PRIME	5	367	10	453	19.608	11.130
TOTAL SET-ASIDE	1	14	1	14	1.961	0.344
PARTIAL SET-ASIDE	0	0	0	0	0.000	0.000
LABOR SURPLUS AREA						
TOTAL SET-ASIDE	0	0	0	0	0.000	0.000
TIE BID PREF	0	0	0	0	0.000	0.000
TOT LSA SM SET-ASIDE	0	0	0	0	0.000	0.000
SUB-TOTAL	0	0	0	0	0.000	0.000
NO PREF GIVEN	10	498	51	4,070	100.000	100.000
MINORITY & DISADVANT						
LG MINORITY	0	0	0	0	0.000	0.000
SM MINORITY	0	0	0	0	0.000	0.000
8A MINORITY	2	319	2	319	3.922	7.838
SUB-TOTAL	2	319	2	319	3.922	7.838
WOMEN OWNED	0	0	0	0	0.000	0.000
TYPE OF CONTRACT						
FIXED PRICE	10	498	51	4,070	100.000	100.000
COST	0	0	0	0	0.000	0.000
TIME & MATERIAL	0	0	0	0	0.000	0.000
LABOR HOUR	0	0	0	0	0.000	0.000
MULTI YEAR	2	319	6	381	11.765	9.361
SUBJECT TO STAT REQ						
WALSH HEALEY MFR	2	55	16	424	31.373	10.418
WALSH HEALEY DLR	3	50	8	155	15.686	3.808
SERVICE CONTRACTS	2	201	6	314	11.765	7.715
DAVIS BACON	1	18	1	18	1.961	0.442
NOT SUBJECT TO	2	174	20	3,159	39.216	77.617
KIND OF CONTRACT						
INITIAL LETTER	0	0	0	0	0.000	0.000
DEF SUPERSED LTR	0	0	0	0	0.000	0.000
DEFINITIVE	4	351	24	3,480	47.059	85.504
INTERNAL ORDER	0	0	0	0	0.000	0.000
MODIFICATION	0	0	3	-52	5.882	-1.278
GSA SCHEDULE	6	147	24	642	47.059	15.774
EXTERNAL ORDER	0	0	0	0	0.000	0.000
TERM FOR DEFAULT	0	0	0	0	0.000	0.000
TERM FOR CONVEN	0	0	0	0	0.000	0.000
PRODUCT OR SERVICE						
SUPPLIES & EQUIPMENT	2	56	13	300	25.490	7.371
RESEARCH & DEVELOPMENT	0	0	0	0	0.000	0.000
CONSTRUCTION	1	18	2	31	3.922	0.762
ARCHITECT ENGINEER	0	0	0	0	0.000	0.000
AUTOMATIC DATA PROCESSING SERVICES	1	132	3	162	5.882	3.980
ADP EQUIPMENT, PURCHASE & LEASE	4	91	13	332	25.490	8.157
REAL PROPERTY, PURCHASE & LEASE	0	0	10	2,794	19.608	68.649
OTHER SERVICES	2	201	10	451	19.608	11.081
CONSULTANT SERVICES	0	0	1	13	1.961	0.319



FEDERAL PROCUREMENT DATA SYSTEM  
 CONSUMER PRODUCTS SAFETY COMMISSION  
 FOURTH QUARTER FISCAL YEAR 1985  
 ACTIONS REPORTED IN SUMMARY ON SF 281

PART I - TOTAL PRIME ACQUISITION ACTIONS REPORTED IN SUMMARY ON SF 281

ACQUISITION METHOD	NUMBER OF ACTIONS	TOTAL DOLLARS (000)	SMALL BUSINESS CONCERNS DOLLARS (000)	LARGE BUSINESS CONCERNS DOLLARS (000)	EDUCATIONAL & NON-PROFIT INSTITUTION DOLLARS (000)	OUTSIDE US POSSESSIONS DOLLARS (000)
1. TOTAL (2+7+8)	427	371				
2. SUBTOTAL (3+4+5+6)	427	371	222	94	55	0
3. FORMALLY ADVERTISED (INCLUDING 2 STEP)	0	0	0	0	0	0
4. NEGOTIATED COMPETITIVE	17	64	63	1	0	0
5. NEGOTIATED NON-COMPETITIVE	338	224	108	61	55	0
6. PROCUREMENT UNDER ANOTHER AGENCY'S CONTRACTS	72	83	51	32	0	0
6A. GSA SCHEDULES	72	83	51	32	0	0
6B. ANOTHER AGENCY'S CONTRACTS	0	0	0	0	0	0
7. DIRECTED CONTRACTS FOR FOREIGN GOVERNMENTS	0	0				
8. TARIFF OR REGULATED ACQUISITIONS	0	0				

PART II - STATISTICS ON SELECTED TYPES OF ACQUISITION

TYPE OF ACQUISITION	NUMBER OF ACTIONS	NET DOLLAR AMOUNT DOLLARS (000)
9. SMALL BUSINESS TOTAL SET-ASIDES	0	0
10. SMALL BUSINESS PARTIAL SET-ASIDES	0	0
11. TOTAL LABOR SURPLUS AREA SET-ASIDES	0	0
12. TOTAL LABOR SURPLUS AREA/SMALL BUSINESS SET-ASIDES	0	0
13. ACQUISITIONS FROM MINORITY AND DISADVANTAGED BUSINESS ENTERPRISES (13A+13B)	13	14
13A. DIRECTED TO LARGE OR SMALL MINORITY BUSINESS ENTERPRISES	12	7
13B. SMALL BUSINESS - DISADVANTAGED 8(A)	1	7
14. WOMEN-OWNED BUSINESS	20	8

FEDERAL PROCUREMENT DATA SYSTEM  
 CONSUMER PRODUCTS SAFETY COMMISSION  
 FOURTH QUARTER FISCAL YEAR 1985 YEAR TO DATE  
 ACTIONS REPORTED IN SUMMARY ON SF 281

PART I - TOTAL PRIME ACQUISITION ACTIONS REPORTED IN SUMMARY ON SF 281

ACQUISITION METHOD	NUMBER OF ACTIONS	TOTAL DOLLARS (000)	SMALL BUSINESS CONCERNS DOLLARS (000)	LARGE BUSINESS CONCERNS DOLLARS (000)	EDUCATIONAL & NON-PROFIT INSTITUTION DOLLARS (000)	OUTSIDE US POSSESSIONS DOLLARS (000)
1. TOTAL (2+7+8)	1,442	1,644				
2. SUBTOTAL (3+4+5+6)	1,442	1,644	774	522	348	0
3. FORMALLY ADVERTISED (INCLUDING 2 STEP)	1	5	5	0	0	0
4. NEGOTIATED COMPETITIVE	83	236	219	17	0	0
5. NEGOTIATED NON-COMPETITIVE	1,080	997	417	232	348	0
6. PROCUREMENT UNDER ANOTHER AGENCY'S CONTRACTS	278	406	133	273	0	0
6A. GSA SCHEDULES	278	406	133	273	0	0
6B. ANOTHER AGENCY'S CONTRACTS	0	0	0	0	0	0
7. DIRECTED CONTRACTS FOR FOREIGN GOVERNMENTS	0	0				
8. TARIFF OR REGULATED ACQUISITIONS	0	0				

PART II - STATISTICS ON SELECTED TYPES OF ACQUISITION

TYPE OF ACQUISITION	NUMBER OF ACTIONS	NET DOLLAR AMOUNT DOLLARS (000)
9. SMALL BUSINESS TOTAL SET-ASIDES	0	0
10. SMALL BUSINESS PARTIAL SET-ASIDES	0	0
11. TOTAL LABOR SURPLUS AREA SET-ASIDES	0	0
12. TOTAL LABOR SURPLUS AREA/SMALL BUSINESS SET-ASIDES	0	0
13. ACQUISITIONS FROM MINORITY AND DISADVANTAGED BUSINESS ENTERPRISES (13A+13B)	32	34
13A. DIRECTED TO LARGE OR SMALL MINORITY BUSINESS ENTERPRISES	31	27
13B. SMALL BUSINESS - DISADVANTAGED 8(A)	1	7
14. WOMEN-OWNED BUSINESS	70	77

FEDERAL PROCUREMENT DATA SYSTEM  
 CONSUMER PRODUCTS SAFETY COMMISSION  
 FOURTH QUARTER FISCAL YEAR 1985 AND YEAR TO DATE

ACTIONS REPORTED INDIVIDUALLY ON SF-279

	ACTIONS	4Q \$(000)	YTD ACTIONS	YTD \$(000)	YTD % #	YTD % \$
CONSUMER PRODUCTS SAFETY COMMISSION	32	1,397	82	3,286	100.000	100.000
TYPE CONTRACTOR						
BUS CONCERNS	26	1,128	58	2,550	70.732	77.602
EDUCATIONAL & NON-PROFIT	6	269	24	736	29.268	22.398
STATE LOC GOV	0	0	0	0	0.000	0.000
NON-DEFINED	0	0	0	0	0.000	0.000
METHODS OF PROC						
2 STEP	0	0	0	0	0.000	0.000
OTHER FORMAL ADV	0	0	8	108	9.756	3.287
NEG COMP	12	499	26	1,143	31.707	34.784
NEG NON-COMP	4	47	31	1,135	37.805	34.540
DIR FOR GOVS	0	0	0	0	0.000	0.000
TARIFF OR REG	0	0	0	0	0.000	0.000
SMALL BUSINESS AWARDS						
PRIME	17	438	41	1,487	50.000	45.253
TOTAL SET-ASIDE	0	0	0	0	0.000	0.000
PARTIAL SET-ASIDE	0	0	0	0	0.000	0.000
LABOR SURPLUS AREA						
TOTAL SET-ASIDE	0	0	0	0	0.000	0.000
TIE BID PREF	0	0	0	0	0.000	0.000
TOT LSA SM SET-ASIDE	0	0	0	0	0.000	0.000
SUB-TOTAL	0	0	0	0	0.000	0.000
NO PREF GIVEN	32	1,397	82	3,286	100.000	100.000
MINORITY & DISADVANT						
LG MINORITY	0	0	0	0	0.000	0.000
SM MINORITY	0	0	2	204	2.439	6.208
SA MINORITY	1	-35	8	415	9.756	12.629
SUB-TOTAL	1	-35	10	619	12.195	18.837
WOMEN OWNED	1	-35	9	272	10.976	8.278
TYPE OF CONTRACT						
FIXED PRICE	31	1,374	81	3,263	98.780	99.300
COST	1	23	1	23	1.220	0.700
TIME & MATERIAL	0	0	0	0	0.000	0.000
LABOR HOUR	0	0	0	0	0.000	0.000
MULTI YEAR	0	0	1	22	1.220	0.670
SUBJECT TO STAT REQ						
WALSH HEALEY MFR	2	55	2	55	2.439	1.674
WALSH HEALEY DLR	0	0	1	16	1.220	0.487
SERVICE CONTRACTS	2	18	10	667	12.195	20.298
DAVIS BACON	0	0	0	0	0.000	0.000
NOT SUBJECT TO	28	1,324	69	2,548	84.146	77.541
KIND OF CONTRACT						
INITIAL LETTER	0	0	0	0	0.000	0.000
DEF SUPERSED LTR	0	0	0	0	0.000	0.000
DEFINITIVE	12	735	33	1,765	40.244	53.713
INTERNAL ORDER	0	0	0	0	0.000	0.000
MODIFICATION	11	167	33	826	40.244	25.137
GSA SCHEDULE	7	380	13	542	15.854	16.494
EXTERNAL ORDER	2	115	3	153	3.659	4.656
TERM FOR DEFAULT	0	0	0	0	0.000	0.000
TERM FOR CONVEN	0	0	0	0	0.000	0.000
PRODUCT OR SERVICE						
SUPPLIES & EQUIPMENT	5	334	9	454	10.976	13.816
RESEARCH & DEVELOPMENT	0	0	0	0	0.000	0.000
CONSTRUCTION	0	0	0	0	0.000	0.000
ARCHITECT ENGINEER	0	0	0	0	0.000	0.000
AUTOMATIC DATA PROCESSING SERVICES	1	-35	2	118	2.439	3.591
ADP EQUIPMENT, PURCHASE & LEASE	10	326	11	364	13.415	11.077
REAL PROPERTY, PURCHASE & LEASE	0	0	0	0	0.000	0.000
OTHER SERVICES	16	772	60	2,350	73.171	71.516
CONSULTANT SERVICES	1	41	1	41	1.220	1.248

FEDERAL PROCUREMENT DATA SYSTEM  
 ENVIRONMENTAL PROTECTION AGENCY  
 FOURTH QUARTER FISCAL YEAR 1985  
 ACTIONS REPORTED IN SUMMARY ON SF 281

PART I - TOTAL PRIME ACQUISITION ACTIONS REPORTED IN SUMMARY ON SF 281

ACQUISITION METHOD	NUMBER OF ACTIONS	TOTAL DOLLARS (000)	SMALL BUSINESS CONCERNS DOLLARS (000)	LARGE BUSINESS CONCERNS DOLLARS (000)	EDUCATIONAL & NON-PROFIT INSTITUTION DOLLARS (000)	OUTSIDE US POSSESSIONS DOLLARS (000)
1. TOTAL (2+7+8)	12,337	17,730				
2. SUBTOTAL (3+4+5+6)	12,326	17,727	9,043	8,013	667	4
3. FORMALLY ADVERTISED (INCLUDING 2 STEP)	0	0	0	0	0	0
4. NEGOTIATED COMPETITIVE	1,314	3,131	2,690	327	114	0
5. NEGOTIATED NON-COMPETITIVE	7,611	5,249	3,609	1,157	479	4
6. PROCUREMENT UNDER ANOTHER AGENCY'S CONTRACTS	3,401	9,347	2,744	6,529	74	0
6A. GSA SCHEDULES	2,667	8,594	2,721	5,873	0	0
6B. ANOTHER AGENCY'S CONTRACTS	734	753	23	656	74	0
7. DIRECTED CONTRACTS FOR FOREIGN GOVERNMENTS	11	3				
8. TARIFF OR REGULATED ACQUISITIONS	0	0				

PART II - STATISTICS ON SELECTED TYPES OF ACQUISITION

TYPE OF ACQUISITION	NUMBER OF ACTIONS	NET DOLLAR AMOUNT DOLLARS (000)
9. SMALL BUSINESS TOTAL SET-ASIDES	5,841	5,942
10. SMALL BUSINESS PARTIAL SET-ASIDES	0	0
11. TOTAL LABOR SURPLUS AREA SET-ASIDES	0	0
12. TOTAL LABOR SURPLUS AREA/SMALL BUSINESS SET-ASIDES	0	0
13. ACQUISITIONS FROM MINORITY AND DISADVANTAGED BUSINESS ENTERPRISES (13A+13B)	413	554
13A. DIRECTED TO LARGE OR SMALL MINORITY BUSINESS ENTERPRISES	403	443
13B. SMALL BUSINESS - DISADVANTAGED 8(A)	10	111
14. WOMEN-OWNED BUSINESS	543	592

FEDERAL PROCUREMENT DATA SYSTEM  
 ENVIRONMENTAL PROTECTION AGENCY  
 FOURTH QUARTER FISCAL YEAR 1985 YEAR TO DATE  
 ACTIONS REPORTED IN SUMMARY ON SF 281

PART I - TOTAL PRIME ACQUISITION ACTIONS REPORTED IN SUMMARY ON SF 281

ACQUISITION METHOD	NUMBER OF ACTIONS	TOTAL DOLLARS (000)	SMALL BUSINESS CONCERNS DOLLARS (000)	LARGE BUSINESS CONCERNS DOLLARS (000)	EDUCATIONAL & NON-PROFIT INSTITUTION DOLLARS (000)	OUTSIDE US POSSESSIONS DOLLARS (000)
1. TOTAL (2+7+8)	39,650	49,217				
2. SUBTOTAL (3+4+5+6)	39,607	49,197	24,406	22,439	2,297	55
3. FORMALLY ADVERTISED (INCLUDING 2 STEP)	0	0	0	0	0	0
4. NEGOTIATED COMPETITIVE	3,376	7,572	6,207	1,144	221	0
5. NEGOTIATED NON-COMPETITIVE	26,470	17,093	11,181	4,178	1,679	55
6. PROCUREMENT UNDER ANOTHER AGENCY'S CONTRACTS	9,761	24,532	7,018	17,117	397	0
6A. GSA SCHEDULES	7,170	22,358	6,979	15,379	0	0
6B. ANOTHER AGENCY'S CONTRACTS	2,591	2,174	39	1,738	397	0
7. DIRECTED CONTRACTS FOR FOREIGN GOVERNMENTS	43	20				
8. TARIFF OR REGULATED ACQUISITIONS	0	0				

PART II - STATISTICS ON SELECTED TYPES OF ACQUISITION

TYPE OF ACQUISITION	NUMBER OF ACTIONS	NET DOLLAR AMOUNT DOLLARS (000)
9. SMALL BUSINESS TOTAL SET-ASIDES	18,677	16,141
10. SMALL BUSINESS PARTIAL SET-ASIDES	2	4
11. TOTAL LABOR SURPLUS AREA SET-ASIDES	0	0
12. TOTAL LABOR SURPLUS AREA/SMALL BUSINESS SET-ASIDES	0	0
13. ACQUISITIONS FROM MINORITY AND DISADVANTAGED BUSINESS ENTERPRISES (13A+13B)	1,291	1,743
13A. DIRECTED TO LARGE OR SMALL MINORITY BUSINESS ENTERPRISES	1,243	1,499
13B. SMALL BUSINESS - DISADVANTAGED 8(A)	48	244
14. WOMEN-OWNED BUSINESS	1,416	1,416

FEDERAL PROCUREMENT DATA SYSTEM  
 ENVIRONMENTAL PROTECTION AGENCY  
 FOURTH QUARTER FISCAL YEAR 1985 AND YEAR TO DATE

ACTIONS REPORTED INDIVIDUALLY ON SF-279

	ACTIONS	4Q \$(000)	YTD ACTIONS	YTD \$(000)	YTD % #	YTD % \$
ENVIRONMENTAL PROTECTION AGENCY	846	136,165	4,279	558,695	100.000	100.000
TYPE CONTRACTOR						
BUS CONCERNS	747	126,052	3,852	499,039	90.021	89.322
EDUCATIONAL & NON-PROFIT	87	8,783	296	43,289	6.918	7.748
STATE LOC GOV	12	1,330	124	16,277	2.898	2.913
NON-DEFINED	0	0	7	90	0.164	0.016
METHODS OF PROC						
2 STEP	0	0	0	0	0.000	0.000
OTHER FORMAL ADV	61	7,100	170	23,383	3.973	4.185
NEG COMP	594	104,151	2,949	466,718	68.918	83.537
NEG NON-COMP	56	8,220	1,009	51,427	23.580	9.205
DIR FOR GOVS	0	0	0	0	0.000	0.000
TARIFF OR REG	0	0	0	0	0.000	0.000
SMALL BUSINESS AWARDS						
PRIME	334	38,764	1,572	135,115	36.738	24.184
TOTAL SET-ASIDE	100	10,114	458	42,874	10.703	7.674
PARTIAL SET-ASIDE	0	0	0	0	0.000	0.000
LABOR SURPLUS AREA						
TOTAL SET-ASIDE	0	0	1	49	0.023	0.009
TIE BID PREF	1	11	2	36	0.047	0.006
TOT LSA SM SET-ASIDE	4	86	9	1,483	0.210	0.265
SUB-TOTAL	5	97	12	1,568	0.280	0.281
NO PREF GIVEN	841	136,068	4,267	557,127	99.720	99.719
MINORITY & DISADVANT						
LG MINORITY	0	0	1	24	0.023	0.004
SM MINORITY	19	856	69	4,294	1.613	0.769
8A MINORITY	50	6,407	493	24,791	11.521	4.437
SUB-TOTAL	69	7,263	563	29,109	13.157	5.210
WOMEN OWNED	18	1,262	163	8,441	3.809	1.511
TYPE OF CONTRACT						
FIXED PRICE	180	20,340	1,177	62,710	27.506	11.224
COST	661	115,688	2,029	421,209	47.418	75.392
TIME & MATERIAL	5	137	741	54,823	17.317	9.813
LABOR HOUR	0	0	332	19,953	7.759	3.571
MULTI YEAR	0	0	14	511	0.327	0.091
SUBJECT TO STAT REQ						
WALSH HEALEY MFR	44	7,603	885	45,570	20.682	8.157
WALSH HEALEY DLR	10	2,983	76	3,951	1.776	0.707
SERVICE CONTRACTS	223	42,969	1,092	168,629	25.520	30.183
DAVIS BACON	15	2,913	27	3,194	0.631	0.572
NOT SUBJECT TO	554	79,697	2,199	337,351	51.391	60.382
KIND OF CONTRACT						
INITIAL LETTER	0	0	0	0	0.000	0.000
DEF SUPERSED LTR	7	2,492	16	5,993	0.374	1.073
DEFINITIVE	152	20,045	277	44,239	6.473	7.918
INTERNAL ORDER	0	0	1,695	77,108	39.612	13.801
MODIFICATION	687	113,628	2,194	428,718	51.274	76.736
GSA SCHEDULE	0	0	97	2,637	2.267	0.472
EXTERNAL ORDER	0	0	0	0	0.000	0.000
TERM FOR DEFAULT	0	0	0	0	0.000	0.000
TERM FOR CONVEN	0	0	0	0	0.000	0.000
PRODUCT OR SERVICE						
SUPPLIES & EQUIPMENT	11	1,002	69	2,247	1.613	0.402
RESEARCH & DEVELOPMENT	272	37,881	856	128,196	20.005	22.946
CONSTRUCTION	15	2,913	27	3,194	0.631	0.572
ARCHITECT ENGINEER	118	16,624	325	57,238	7.595	10.245
AUTOMATIC DATA PROCESSING SERVICES	14	4,456	412	46,350	9.628	8.296
ADP EQUIPMENT, PURCHASE & LEASE	16	5,378	226	11,859	5.282	2.123
REAL PROPERTY, PURCHASE & LEASE	0	0	0	0	0.000	0.000
OTHER SERVICES	400	67,911	2,364	309,611	55.247	55.417
CONSULTANT SERVICES	9	846	73	7,671	1.706	1.373

FEDERAL PROCUREMENT DATA SYSTEM  
 EQUAL EMPLOYMENT OPPORTUNITY COMMISSION  
 FOURTH QUARTER FISCAL YEAR 1985  
 ACTIONS REPORTED IN SUMMARY ON SF 281

PART I - TOTAL PRIME ACQUISITION ACTIONS REPORTED IN SUMMARY ON SF 281

ACQUISITION METHOD	NUMBER OF ACTIONS	TOTAL DOLLARS (000)	SMALL BUSINESS CONCERNS DOLLARS (000)	LARGE BUSINESS CONCERNS DOLLARS (000)	EDUCATIONAL & NON-PROFIT INSTITUTION DOLLARS (000)	OUTSIDE US POSSESSIONS DOLLARS (000)
1. TOTAL (2+7+8)	928	1,240				
2. SUBTOTAL (3+4+5+6)	928	1,240	813	427	0	0
3. FORMALLY ADVERTISED (INCLUDING 2 STEP)	0	0	0	0	0	0
4. NEGOTIATED COMPETITIVE	235	743	548	195	0	0
5. NEGOTIATED NON-COMPETITIVE	543	175	139	36	0	0
6. PROCUREMENT UNDER ANOTHER AGENCY'S CONTRACTS	150	322	126	196	0	0
6A. GSA SCHEDULES	150	322	126	196	0	0
6B. ANOTHER AGENCY'S CONTRACTS	0	0	0	0	0	0
7. DIRECTED CONTRACTS FOR FOREIGN GOVERNMENTS	0	0				
8. TARIFF OR REGULATED ACQUISITIONS	0	0				

PART II - STATISTICS ON SELECTED TYPES OF ACQUISITION

TYPE OF ACQUISITION	NUMBER OF ACTIONS	NET DOLLAR AMOUNT DOLLARS (000)
9. SMALL BUSINESS TOTAL SET-ASIDES	0	0
10. SMALL BUSINESS PARTIAL SET-ASIDES	0	0
11. TOTAL LABOR SURPLUS AREA SET-ASIDES	0	0
12. TOTAL LABOR SURPLUS AREA/SMALL BUSINESS SET-ASIDES	0	0
13. ACQUISITIONS FROM MINORITY AND DISADVANTAGED BUSINESS ENTERPRISES (13A+13B)	0	0
13A. DIRECTED TO LARGE OR SMALL MINORITY BUSINESS ENTERPRISES	0	0
13B. SMALL BUSINESS - DISADVANTAGED 8(A)	0	0
14. WOMEN-OWNED BUSINESS	0	0

FEDERAL PROCUREMENT DATA SYSTEM  
 EQUAL EMPLOYMENT OPPORTUNITY COMMISSION  
 FOURTH QUARTER FISCAL YEAR 1985 YEAR TO DATE  
 ACTIONS REPORTED IN SUMMARY ON SF 281

PART I - TOTAL PRIME ACQUISITION ACTIONS REPORTED IN SUMMARY ON SF 281

ACQUISITION METHOD	NUMBER OF ACTIONS	TOTAL DOLLARS (000)	SMALL BUSINESS CONCERNS DOLLARS (000)	LARGE BUSINESS CONCERNS DOLLARS (000)	EDUCATIONAL & NON-PROFIT INSTITUTION DOLLARS (000)	OUTSIDE US POSSESSIONS DOLLARS (000)
1. TOTAL (2+7+8)	3,528	3,185				
2. SUBTOTAL (3+4+5+6)	3,528	3,185	1,786	1,399	0	0
3. FORMALLY ADVERTISED (INCLUDING 2 STEP)	0	0	0	0	0	0
4. NEGOTIATED COMPETITIVE	623	1,681	1,186	495	0	0
5. NEGOTIATED NON-COMPETITIVE	2,366	580	390	190	0	0
6. PROCUREMENT UNDER ANOTHER AGENCY'S CONTRACTS	539	924	210	714	0	0
6A. GSA SCHEDULES	539	924	210	714	0	0
6B. ANOTHER AGENCY'S CONTRACTS	0	0	0	0	0	0
7. DIRECTED CONTRACTS FOR FOREIGN GOVERNMENTS	0	0				
8. TARIFF OR REGULATED ACQUISITIONS	0	0				

PART II - STATISTICS ON SELECTED TYPES OF ACQUISITION

TYPE OF ACQUISITION	NUMBER OF ACTIONS	NET DOLLAR AMOUNT DOLLARS (000)
9. SMALL BUSINESS TOTAL SET-ASIDES	0	0
10. SMALL BUSINESS PARTIAL SET-ASIDES	0	0
11. TOTAL LABOR SURPLUS AREA SET-ASIDES	0	0
12. TOTAL LABOR SURPLUS AREA/SMALL BUSINESS SET-ASIDES	0	0
13. ACQUISITIONS FROM MINORITY AND DISADVANTAGED BUSINESS ENTERPRISES (13A+13B)	0	0
13A. DIRECTED TO LARGE OR SMALL MINORITY BUSINESS ENTERPRISES	0	0
13B. SMALL BUSINESS - DISADVANTAGED 8(A)	0	0
14. WOMEN-OWNED BUSINESS	0	0

FEDERAL PROCUREMENT DATA SYSTEM  
 EQUAL EMPLOYMENT OPPORTUNITY COMMISSION  
 FOURTH QUARTER FISCAL YEAR 1985 AND YEAR TO DATE

ACTIONS REPORTED INDIVIDUALLY ON SF-279

	ACTIONS	4Q \$(000)	YTD ACTIONS	YTD \$(000)	YTD % \$	YTD % #
EQUAL EMPLOYMENT OPPORTUNITY COMMISSION	171	3,012	462	25,313	100.000	100.000
TYPE CONTRACTOR						
BUS CONCERNS	107	2,732	204	6,787	44.156	26.812
EDUCATIONAL & NON-PROFIT	0	0	0	0	0.000	0.000
STATE LOC GOV	64	280	258	18,526	55.844	73.188
NON-DEFINED	0	0	0	0	0.000	0.000
METHODS OF PROC						
2 STEP	0	0	0	0	0.000	0.000
OTHER FORMAL ADV	0	0	2	70	0.433	0.277
NEG COMP	42	1,234	106	3,649	22.944	14.416
NEG NON-COMP	68	322	286	19,957	61.905	78.841
DIR FOR GOVS	0	0	0	0	0.000	0.000
TARIFF OR REG	0	0	1	19	0.216	0.075
SMALL BUSINESS AWARDS						
PRIME	82	2,002	119	3,954	25.758	15.620
TOTAL SET-ASIDE	3	56	5	120	1.082	0.474
PARTIAL SET-ASIDE	0	0	0	0	0.000	0.000
LABOR SURPLUS AREA						
TOTAL SET-ASIDE	0	0	0	0	0.000	0.000
PARTIAL SET-ASIDE (DOD ONLY)	1	14	1	14	0.216	0.055
TIE BID PREF	1	16	1	16	0.216	0.063
TOT LSA SM SET-ASIDE	0	0	0	0	0.000	0.000
SUB-TOTAL	2	30	2	30	0.433	0.119
NO PREF GIVEN	169	2,982	460	25,283	99.567	99.881
MINORITY & DISADVANT						
LG MINORITY	0	0	0	0	0.000	0.000
SM MINORITY	4	85	9	189	1.948	0.747
8A MINORITY	0	0	0	0	0.000	0.000
SUB-TOTAL	4	85	9	189	1.948	0.747
WOMEN OWNED	4	95	5	101	1.082	0.399
TYPE OF CONTRACT						
FIXED PRICE	166	2,996	449	24,487	97.186	96.737
COST	3	25	6	144	1.299	0.569
TIME & MATERIAL	0	0	1	7	0.216	0.028
LABOR HOUR	2	-9	6	675	1.299	2.667
MULTI YEAR	7	143	10	286	2.165	1.130
SUBJECT TO STAT REQ						
WALSH HEALEY MFR	25	700	66	1,957	14.286	7.731
WALSH HEALEY DLR	11	233	14	327	3.030	1.292
SERVICE CONTRACTS	80	1,078	287	20,937	62.121	82.712
DAVIS BACON	0	0	0	0	0.000	0.000
NOT SUBJECT TO	55	1,001	95	2,092	20.563	8.265
KIND OF CONTRACT						
INITIAL LETTER	0	0	0	0	0.000	0.000
DEF SUPERSED LTR	0	0	0	0	0.000	0.000
DEFINITIVE	60	1,392	201	21,048	43.506	83.151
INTERNAL ORDER	0	0	0	0	0.000	0.000
MODIFICATION	75	687	168	1,608	36.364	6.352
GSA SCHEDULE	36	933	92	2,637	19.913	10.418
EXTERNAL ORDER	0	0	1	20	0.216	0.079
TERM FOR DEFAULT	0	0	0	0	0.000	0.000
TERM FOR CONVEN	0	0	0	0	0.000	0.000
PRODUCT OR SERVICE						
SUPPLIES & EQUIPMENT	23	517	29	772	6.277	3.050
RESEARCH & DEVELOPMENT	0	0	0	0	0.000	0.000
CONSTRUCTION	0	0	0	0	0.000	0.000
ARCHITECT ENGINEER	0	0	0	0	0.000	0.000
AUTOMATIC DATA PROCESSING SERVICES	5	173	12	726	2.597	2.868
ADP EQUIPMENT, PURCHASE & LEASE	22	568	26	651	5.628	2.572
REAL PROPERTY, PURCHASE & LEASE	0	0	2	32	0.433	0.126
OTHER SERVICES	121	1,754	393	23,132	85.065	91.384
CONSULTANT SERVICES	6	84	14	200	3.030	0.790

FEDERAL PROCUREMENT DATA SYSTEM  
 FEDERAL COMMUNICATIONS COMMISSION  
 FOURTH QUARTER FISCAL YEAR 1985  
 ACTIONS REPORTED IN SUMMARY ON SF 281

PART I - TOTAL PRIME ACQUISITION ACTIONS REPORTED IN SUMMARY ON SF 281

ACQUISITION METHOD	NUMBER OF ACTIONS	TOTAL DOLLARS (000)	SMALL BUSINESS CONCERNS DOLLARS (000)	LARGE BUSINESS CONCERNS DOLLARS (000)	EDUCATIONAL & NON-PROFIT INSTITUTION DOLLARS (000)	OUTSIDE US POSSESSIONS DOLLARS (000)
1. TOTAL (2+7+8)	509	855				
2. SUBTOTAL (3+4+5+6)	509	855	501	338	16	0
3. FORMALLY ADVERTISED (INCLUDING 2 STEP)	0	0	0	0	0	0
4. NEGOTIATED COMPETITIVE	56	188	120	68	0	0
5. NEGOTIATED NON-COMPETITIVE	332	289	191	82	16	0
6. PROCUREMENT UNDER ANOTHER AGENCY'S CONTRACTS	121	378	190	188	0	0
6A. GSA SCHEDULES	121	378	190	188	0	0
6B. ANOTHER AGENCY'S CONTRACTS	0	0	0	0	0	0
7. DIRECTED CONTRACTS FOR FOREIGN GOVERNMENTS	0	0				
8. TARIFF OR REGULATED ACQUISITIONS	0	0				

PART II - STATISTICS ON SELECTED TYPES OF ACQUISITION

TYPE OF ACQUISITION	NUMBER OF ACTIONS	NET DOLLAR AMOUNT DOLLARS (000)
9. SMALL BUSINESS TOTAL SET-ASIDES	0	0
10. SMALL BUSINESS PARTIAL SET-ASIDES	0	0
11. TOTAL LABOR SURPLUS AREA SET-ASIDES	0	0
12. TOTAL LABOR SURPLUS AREA/SMALL BUSINESS SET-ASIDES	0	0
13. ACQUISITIONS FROM MINORITY AND DISADVANTAGED BUSINESS ENTERPRISES (13A+13B)	0	0
13A. DIRECTED TO LARGE OR SMALL MINORITY BUSINESS ENTERPRISES	0	0
13B. SMALL BUSINESS - DISADVANTAGED 8(A)	0	0
14. WOMEN-OWNED BUSINESS	0	0

FEDERAL PROCUREMENT DATA SYSTEM  
 FEDERAL COMMUNICATIONS COMMISSION  
 FOURTH QUARTER FISCAL YEAR 1985 YEAR TO DATE  
 ACTIONS REPORTED IN SUMMARY ON SF 281

PART I - TOTAL PRIME ACQUISITION ACTIONS REPORTED IN SUMMARY ON SF 281

ACQUISITION METHOD	NUMBER OF ACTIONS	TOTAL DOLLARS (000)	SMALL BUSINESS CONCERNS DOLLARS (000)	LARGE BUSINESS CONCERNS DOLLARS (000)	EDUCATIONAL & NON-PROFIT INSTITUTION DOLLARS (000)	OUTSIDE US POSSESSIONS DOLLARS (000)
1. TOTAL (2+7+8)	1,109	1,956				
2. SUBTOTAL (3+4+5+6)	1,109	1,956	813	1,108	35	0
3. FORMALLY ADVERTISED (INCLUDING 2 STEP)	0	0	0	0	0	0
4. NEGOTIATED COMPETITIVE	108	354	180	174	0	0
5. NEGOTIATED NON-COMPETITIVE	810	1,120	411	674	35	0
6. PROCUREMENT UNDER ANOTHER AGENCY'S CONTRACTS	191	482	222	260	0	0
6A. GSA SCHEDULES	191	482	222	260	0	0
6B. ANOTHER AGENCY'S CONTRACTS	0	0	0	0	0	0
7. DIRECTED CONTRACTS FOR FOREIGN GOVERNMENTS	0	0				
8. TARIFF OR REGULATED ACQUISITIONS	0	0				

PART II - STATISTICS ON SELECTED TYPES OF ACQUISITION

TYPE OF ACQUISITION	NUMBER OF ACTIONS	NET DOLLAR AMOUNT DOLLARS (000)
9. SMALL BUSINESS TOTAL SET-ASIDES	0	0
10. SMALL BUSINESS PARTIAL SET-ASIDES	0	0
11. TOTAL LABOR SURPLUS AREA SET-ASIDES	0	0
12. TOTAL LABOR SURPLUS AREA/SMALL BUSINESS SET-ASIDES	0	0
13. ACQUISITIONS FROM MINORITY AND DISADVANTAGED BUSINESS ENTERPRISES (13A+13B)	6	14
13A. DIRECTED TO LARGE OR SMALL MINORITY BUSINESS ENTERPRISES	6	14
13B. SMALL BUSINESS - DISADVANTAGED 8(A)	0	0
14. WOMEN-OWNED BUSINESS	2	5

FEDERAL PROCUREMENT DATA SYSTEM  
 FEDERAL COMMUNICATIONS COMMISSION  
 FOURTH QUARTER FISCAL YEAR 1985 AND YEAR TO DATE

ACTIONS REPORTED INDIVIDUALLY ON SF-279

	ACTIONS	4Q \$(000)	YTD ACTIONS	YTD \$(000)	YTD % #	YTD % \$
FEDERAL COMMUNICATIONS COMMISSION	32	908	60	3,790	100.000	100.000
TYPE CONTRACTOR						
BUS CONCERNS	32	908	60	3,790	100.000	100.000
EDUCATIONAL & NON-PROFIT	0	0	0	0	0.000	0.000
STATE LOC GOV	0	0	0	0	0.000	0.000
NON-DEFINED	0	0	0	0	0.000	0.000
METHODS OF PROC						
2 STEP	0	0	0	0	0.000	0.000
OTHER FORMAL ADV	8	210	11	360	18.333	9.499
NEG COMP	20	461	44	3,179	73.333	83.879
NEG NON-COMP	0	0	1	14	1.667	0.369
DIR FOR GOVS	0	0	0	0	0.000	0.000
TARIFF OR REG	0	0	0	0	0.000	0.000
SMALL BUSINESS AWARDS						
PRIME	9	407	16	1,211	26.667	31.953
TOTAL SET-ASIDE	0	0	0	0	0.000	0.000
PARTIAL SET-ASIDE	0	0	0	0	0.000	0.000
LABOR SURPLUS AREA						
TOTAL SET-ASIDE	0	0	0	0	0.000	0.000
TIE BID PREF	2	165	2	165	3.333	4.354
TOT LSA SM SET-ASIDE	0	0	0	0	0.000	0.000
SUB-TOTAL	2	165	2	165	3.333	4.354
NO PREF GIVEN	30	743	58	3,625	96.667	95.646
MINORITY & DISADVANT						
LG MINORITY	0	0	3	51	5.000	1.346
SM MINORITY	2	126	2	126	3.333	3.325
8A MINORITY	0	0	0	0	0.000	0.000
SUB-TOTAL	2	126	5	177	8.333	4.670
WOMEN OWNED	0	0	2	73	3.333	1.926
TYPE OF CONTRACT						
FIXED PRICE	32	908	60	3,790	100.000	100.000
COST	0	0	0	0	0.000	0.000
TIME & MATERIAL	0	0	0	0	0.000	0.000
LABOR HOUR	0	0	0	0	0.000	0.000
MULTI YEAR	0	0	5	533	8.333	14.063
SUBJECT TO STAT REQ						
WALSH HEALEY MFR	0	0	10	452	16.667	11.926
WALSH HEALEY DLR	0	0	3	89	5.000	2.348
SERVICE CONTRACTS	0	0	0	0	0.000	0.000
DAVIS BACON	0	0	0	0	0.000	0.000
NOT SUBJECT TO	32	908	47	3,249	78.333	85.726
KIND OF CONTRACT						
INITIAL LETTER	0	0	0	0	0.000	0.000
DEF SUPERSED LTR	0	0	0	0	0.000	0.000
DEFINITIVE	4	237	8	308	13.333	8.127
INTERNAL ORDER	6	178	18	2,384	30.000	62.902
MODIFICATION	0	0	0	0	0.000	0.000
GSA SCHEDULE	22	493	34	1,098	56.667	28.971
EXTERNAL ORDER	0	0	0	0	0.000	0.000
TERM FOR DEFAULT	0	0	0	0	0.000	0.000
TERM FOR CONVEN	0	0	0	0	0.000	0.000
PRODUCT OR SERVICE						
SUPPLIES & EQUIPMENT	9	341	20	1,117	33.333	29.472
RESEARCH & DEVELOPMENT	0	0	0	0	0.000	0.000
CONSTRUCTION	0	0	0	0	0.000	0.000
ARCHITECT ENGINEER	0	0	0	0	0.000	0.000
AUTOMATIC DATA PROCESSING SERVICES	0	0	0	0	0.000	0.000
ADP EQUIPMENT, PURCHASE & LEASE	22	537	36	2,025	60.000	53.430
REAL PROPERTY, PURCHASE & LEASE	0	0	0	0	0.000	0.000
OTHER SERVICES	1	30	4	648	6.667	17.098
CONSULTANT SERVICES	0	0	0	0	0.000	0.000



FEDERAL PROCUREMENT DATA SYSTEM  
DEPARTMENT OF INTERIOR  
FOURTH QUARTER FISCAL YEAR 1985  
ACTIONS REPORTED IN SUMMARY ON SF 281

PART I - TOTAL PRIME ACQUISITION ACTIONS REPORTED IN SUMMARY ON SF 281

ACQUISITION METHOD	NUMBER OF ACTIONS	TOTAL DOLLARS (000)	SMALL BUSINESS CONCERNS DOLLARS (000)	LARGE BUSINESS CONCERNS DOLLARS (000)	EDUCATIONAL & NON-PROFIT INSTITUTION DOLLARS (000)	OUTSIDE US POSSESSIONS DOLLARS (000)
1. TOTAL (2+7+8)	161,780	100,187				
2. SUBTOTAL (3+4+5+6)	161,629	99,983	67,424	29,643	2,712	204
3. FORMALLY ADVERTISED (INCLUDING 2 STEP)	399	1,370	1,156	213	1	0
4. NEGOTIATED COMPETITIVE	79,145	49,594	40,058	8,686	698	152
5. NEGOTIATED NON-COMPETITIVE	60,177	22,848	15,984	5,487	1,337	40
6. PROCUREMENT UNDER ANOTHER AGENCY'S CONTRACTS	21,908	26,171	10,226	15,257	676	12
6A. GSA SCHEDULES	18,390	22,272	8,399	13,823	41	9
6B. ANOTHER AGENCY'S CONTRACTS	3,518	3,899	1,827	1,434	635	3
7. DIRECTED CONTRACTS FOR FOREIGN GOVERNMENTS	9	5				
8. TARIFF OR REGULATED ACQUISITIONS	142	199				

PART II - STATISTICS ON SELECTED TYPES OF ACQUISITION

TYPE OF ACQUISITION	NUMBER OF ACTIONS	NET DOLLAR AMOUNT DOLLARS (000)
9. SMALL BUSINESS TOTAL SET-ASIDES	58,342	31,129
10. SMALL BUSINESS PARTIAL SET-ASIDES	63	53
11. TOTAL LABOR SURPLUS AREA SET-ASIDES	7,260	3,392
12. TOTAL LABOR SURPLUS AREA/SMALL BUSINESS SET-ASIDES	15,446	5,672
13. ACQUISITIONS FROM MINORITY AND DISADVANTAGED BUSINESS ENTERPRISES (13A+13B)	3,270	3,434
13A. DIRECTED TO LARGE OR SMALL MINORITY BUSINESS ENTERPRISES	3,270	3,434
13B. SMALL BUSINESS - DISADVANTAGED 8(A)	0	0
14. WOMEN-OWNED BUSINESS	2,232	1,643

FEDERAL PROCUREMENT DATA SYSTEM  
DEPARTMENT OF INTERIOR  
FOURTH QUARTER FISCAL YEAR 1985 YEAR TO DATE  
ACTIONS REPORTED IN SUMMARY ON SF 281

PART I - TOTAL PRIME ACQUISITION ACTIONS REPORTED IN SUMMARY ON SF 281

ACQUISITION METHOD	NUMBER OF ACTIONS	TOTAL DOLLARS (000)	SMALL BUSINESS CONCERNS DOLLARS (000)	LARGE BUSINESS CONCERNS DOLLARS (000)	EDUCATIONAL & NON-PROFIT INSTITUTION DOLLARS (000)	OUTSIDE US POSSESSIONS DOLLARS (000)
1. TOTAL (2+7+8)	554,616	332,606				
2. SUBTOTAL (3+4+5+6)	553,978	331,635	204,489	117,416	8,911	819
3. FORMALLY ADVERTISED (INCLUDING 2 STEP)	1,267	4,163	3,167	995	1	0
4. NEGOTIATED COMPETITIVE	244,847	150,534	112,241	35,984	1,751	558
5. NEGOTIATED NON-COMPETITIVE	231,559	83,333	54,772	22,746	5,579	236
6. PROCUREMENT UNDER ANOTHER AGENCY'S CONTRACTS	76,305	93,605	34,309	57,691	1,580	25
6A. GSA SCHEDULES	64,848	74,515	23,579	50,771	143	22
6B. ANOTHER AGENCY'S CONTRACTS	11,457	19,090	10,730	6,920	1,437	3
7. DIRECTED CONTRACTS FOR FOREIGN GOVERNMENTS	17	11				
8. TARIFF OR REGULATED ACQUISITIONS	621	960				

PART II - STATISTICS ON SELECTED TYPES OF ACQUISITION

TYPE OF ACQUISITION	NUMBER OF ACTIONS	NET DOLLAR AMOUNT DOLLARS (000)
9. SMALL BUSINESS TOTAL SET-ASIDES	208,244	258,202
10. SMALL BUSINESS PARTIAL SET-ASIDES	205	97
11. TOTAL LABOR SURPLUS AREA SET-ASIDES	29,714	12,534
12. TOTAL LABOR SURPLUS AREA/SMALL BUSINESS SET-ASIDES	46,727	17,471
13. ACQUISITIONS FROM MINORITY AND DISADVANTAGED BUSINESS ENTERPRISES (13A+13B)	9,496	9,037
13A. DIRECTED TO LARGE OR SMALL MINORITY BUSINESS ENTERPRISES	9,496	9,037
13B. SMALL BUSINESS - DISADVANTAGED 8(A)	0	0
14. WOMEN-OWNED BUSINESS	6,296	6,700

FEDERAL PROCUREMENT DATA SYSTEM  
 FEDERAL ELECTION COMMISSION  
 FOURTH QUARTER FISCAL YEAR 1985  
 ACTIONS REPORTED IN SUMMARY ON SF 281

PART I - TOTAL PRIME ACQUISITION ACTIONS REPORTED IN SUMMARY ON SF 281

ACQUISITION METHOD	NUMBER OF ACTIONS	TOTAL DOLLARS (000)	SMALL BUSINESS CONCERNS DOLLARS (000)	LARGE BUSINESS CONCERNS DOLLARS (000)	EDUCATIONAL & NON-PROFIT INSTITUTION DOLLARS (000)	OUTSIDE US POSSESSIONS DOLLARS (000)
1. TOTAL (2+7+8)	490	438				
2. SUBTOTAL (3+4+5+6)	468	419	71	340	8	0
3. FORMALLY ADVERTISED (INCLUDING 2 STEP)	0	0	0	0	0	0
4. NEGOTIATED COMPETITIVE	0	0	0	0	0	0
5. NEGOTIATED NON-COMPETITIVE	282	138	45	85	8	0
6. PROCUREMENT UNDER ANOTHER AGENCY'S CONTRACTS	186	281	26	255	0	0
6A. GSA SCHEDULES	131	214	2	212	0	0
6B. ANOTHER AGENCY'S CONTRACTS	55	67	24	43	0	0
7. DIRECTED CONTRACTS FOR FOREIGN GOVERNMENTS	0	0				
8. TARIFF OR REGULATED ACQUISITIONS	22	19				

PART II - STATISTICS ON SELECTED TYPES OF ACQUISITION

TYPE OF ACQUISITION	NUMBER OF ACTIONS	NET DOLLAR AMOUNT DOLLARS (000)
9. SMALL BUSINESS TOTAL SET-ASIDES	0	0
10. SMALL BUSINESS PARTIAL SET-ASIDES	0	0
11. TOTAL LABOR SURPLUS AREA SET-ASIDES	0	0
12. TOTAL LABOR SURPLUS AREA/SMALL BUSINESS SET-ASIDES	0	0
13. ACQUISITIONS FROM MINORITY AND DISADVANTAGED BUSINESS ENTERPRISES (13A+13B)	0	0
13A. DIRECTED TO LARGE OR SMALL MINORITY BUSINESS ENTERPRISES	0	0
13B. SMALL BUSINESS - DISADVANTAGED 8(A)	0	0
14. WOMEN-OWNED BUSINESS	0	0

FEDERAL PROCUREMENT DATA SYSTEM  
 FEDERAL ELECTION COMMISSION  
 FOURTH QUARTER FISCAL YEAR 1985 YEAR TO DATE  
 ACTIONS REPORTED IN SUMMARY ON SF 281

PART I - TOTAL PRIME ACQUISITION ACTIONS REPORTED IN SUMMARY ON SF 281

ACQUISITION METHOD	NUMBER OF ACTIONS	TOTAL DOLLARS (000)	SMALL BUSINESS CONCERNS DOLLARS (000)	LARGE BUSINESS CONCERNS DOLLARS (000)	EDUCATIONAL & NON-PROFIT INSTITUTION DOLLARS (000)	OUTSIDE US POSSESSIONS DOLLARS (000)
1. TOTAL (2+7+8)	1,319	1,053				
2. SUBTOTAL (3+4+5+6)	1,254	983	247	716	20	0
3. FORMALLY ADVERTISED (INCLUDING 2 STEP)	0	0	0	0	0	0
4. NEGOTIATED COMPETITIVE	0	0	0	0	0	0
5. NEGOTIATED NON-COMPETITIVE	776	427	131	278	18	0
6. PROCUREMENT UNDER ANOTHER AGENCY'S CONTRACTS	478	556	116	438	2	0
6A. GSA SCHEDULES	259	368	14	354	0	0
6B. ANOTHER AGENCY'S CONTRACTS	219	188	102	84	2	0
7. DIRECTED CONTRACTS FOR FOREIGN GOVERNMENTS	0	0				
8. TARIFF OR REGULATED ACQUISITIONS	65	70				

PART II - STATISTICS ON SELECTED TYPES OF ACQUISITION

TYPE OF ACQUISITION	NUMBER OF ACTIONS	NET DOLLAR AMOUNT DOLLARS (000)
9. SMALL BUSINESS TOTAL SET-ASIDES	0	0
10. SMALL BUSINESS PARTIAL SET-ASIDES	0	0
11. TOTAL LABOR SURPLUS AREA SET-ASIDES	0	0
12. TOTAL LABOR SURPLUS AREA/SMALL BUSINESS SET-ASIDES	0	0
13. ACQUISITIONS FROM MINORITY AND DISADVANTAGED BUSINESS ENTERPRISES (13A+13B)	0	0
13A. DIRECTED TO LARGE OR SMALL MINORITY BUSINESS ENTERPRISES	0	0
13B. SMALL BUSINESS - DISADVANTAGED 8(A)	0	0
14. WOMEN-OWNED BUSINESS	0	0

FEDERAL PROCUREMENT DATA SYSTEM  
 FEDERAL ELECTION COMMISSION  
 FOURTH QUARTER FISCAL YEAR 1985 AND YEAR TO DATE

ACTIONS REPORTED INDIVIDUALLY ON SF-279

ACTIONS	4Q \$(000)	YTD ACTIONS	YTD \$(000)	YTD % #	YTD % \$	
FEDERAL ELECTION COMMISSION	2	118	17	724	100.000	100.000
TYPE CONTRACTOR						
BUS CONCERNS	2	118	17	724	100.000	100.000
EDUCATIONAL & NON-PROFIT	0	0	0	0	0.000	0.000
STATE LOC GOV	0	0	0	0	0.000	0.000
NON-DEFINED	0	0	0	0	0.000	0.000
METHODS OF PROC						
2 STEP	2	118	11	647	64.706	89.365
OTHER FORMAL ADV	0	0	0	0	0.000	0.000
NEG COMP	0	0	2	23	11.765	3.177
NEG NON-COMP	0	0	4	54	23.529	7.459
DIR FOR GOVS	0	0	0	0	0.000	0.000
TARIFF OR REG	0	0	0	0	0.000	0.000
SMALL BUSINESS AWARDS						
PRIME	0	0	4	52	23.529	7.182
TOTAL SET-ASIDE	0	0	0	0	0.000	0.000
PARTIAL SET-ASIDE	0	0	0	0	0.000	0.000
LABOR SURPLUS AREA						
TOTAL SET-ASIDE	0	0	0	0	0.000	0.000
TIE BID PREF	0	0	0	0	0.000	0.000
TOT LSA SM SET-ASIDE	0	0	0	0	0.000	0.000
SUB-TOTAL	0	0	0	0	0.000	0.000
NO PREF GIVEN	2	118	17	724	100.000	100.000
MINORITY & DISADVANT						
LG MINORITY	0	0	0	0	0.000	0.000
SM MINORITY	0	0	1	15	5.882	2.072
8A MINORITY	0	0	0	0	0.000	0.000
SUB-TOTAL	0	0	1	15	5.882	2.072
WOMEN OWNED	0	0	1	15	5.882	2.072
TYPE OF CONTRACT						
FIXED PRICE	2	118	17	724	100.000	100.000
COST	0	0	0	0	0.000	0.000
TIME & MATERIAL	0	0	0	0	0.000	0.000
LABOR HOUR	0	0	0	0	0.000	0.000
MULTI YEAR	2	118	11	647	64.706	89.365
SUBJECT TO STAT REQ						
WALSH HEALEY MFR	0	0	0	0	0.000	0.000
WALSH HEALEY DLR	0	0	0	0	0.000	0.000
SERVICE CONTRACTS	0	0	0	0	0.000	0.000
DAVIS BACON	0	0	0	0	0.000	0.000
NOT SUBJECT TO	2	118	17	724	100.000	100.000
KIND OF CONTRACT						
INITIAL LETTER	0	0	0	0	0.000	0.000
DEF SUPERSED LTR	0	0	0	0	0.000	0.000
DEFINITIVE	0	0	5	66	29.412	9.116
INTERNAL ORDER	2	118	11	647	64.706	89.365
MODIFICATION	0	0	0	0	0.000	0.000
GSA SCHEDULE	0	0	1	11	5.882	1.519
EXTERNAL ORDER	0	0	0	0	0.000	0.000
TERM FOR DEFAULT	0	0	0	0	0.000	0.000
TERM FOR CONVEN	0	0	0	0	0.000	0.000
PRODUCT OR SERVICE						
SUPPLIES & EQUIPMENT	0	0	1	11	5.882	1.519
RESEARCH & DEVELOPMENT	0	0	0	0	0.000	0.000
CONSTRUCTION	0	0	0	0	0.000	0.000
ARCHITECT ENGINEER	0	0	0	0	0.000	0.000
AUTOMATIC DATA PROCESSING SERVICES	2	118	12	659	70.588	91.022
ADP EQUIPMENT, PURCHASE & LEASE	0	0	0	0	0.000	0.000
REAL PROPERTY, PURCHASE & LEASE	0	0	1	14	5.882	1.934
OTHER SERVICES	0	0	3	40	17.647	5.525
CONSULTANT SERVICES	0	0	2	29	11.765	4.006

FEDERAL PROCUREMENT DATA SYSTEM  
 FEDERAL EMERGENCY MANAGEMENT AGENCY  
 FOURTH QUARTER FISCAL YEAR 1985  
 ACTIONS REPORTED IN SUMMARY ON SF 281

PART I - TOTAL PRIME ACQUISITION ACTIONS REPORTED IN SUMMARY ON SF 281

ACQUISITION METHOD	NUMBER OF ACTIONS	TOTAL DOLLARS (000)	SMALL BUSINESS CONCERNS	LARGE BUSINESS CONCERNS	EDUCATIONAL & NON-PROFIT INSTITUTION	OUTSIDE US POSSESSIONS
			DOLLARS (000)	DOLLARS (000)	DOLLARS (000)	DOLLARS (000)
1. TOTAL (2+7+8)	1,458	1,846				
2. SUBTOTAL (3+4+5+6)	1,443	1,827	1,374	78	78	0
3. FORMALLY ADVERTISED (INCLUDING 2 STEP)	0	0	0	0	0	0
4. NEGOTIATED COMPETITIVE	476	434	639	-212	7	0
5. NEGOTIATED NON-COMPETITIVE	718	674	816	134	24	0
6. PROCUREMENT UNDER ANOTHER AGENCY'S CONTRACTS	252	419	219	153	47	0
6A. GSA SCHEDULES	249	415	219	153	43	0
6B. ANOTHER AGENCY'S CONTRACTS	3	4	0	0	4	0
7. DIRECTED CONTRACTS FOR FOREIGN GOVERNMENTS	0	0				
8. TARIFF OR REGULATED ACQUISITIONS	0	0				

PART II - STATISTICS ON SELECTED TYPES OF ACQUISITION

TYPE OF ACQUISITION	NUMBER OF ACTIONS	NET DOLLAR AMOUNT DOLLARS (000)
9. SMALL BUSINESS TOTAL SET-ASIDES	895	1,221
10. SMALL BUSINESS PARTIAL SET-ASIDES	0	0
11. TOTAL LABOR SURPLUS AREA SET-ASIDES	0	0
12. TOTAL LABOR SURPLUS AREA/SMALL BUSINESS SET-ASIDES	0	0
13. ACQUISITIONS FROM MINORITY AND DISADVANTAGED BUSINESS ENTERPRISES (13A+13B)	13	14
13A. DIRECTED TO LARGE OR SMALL MINORITY BUSINESS ENTERPRISES	9	3
13B. SMALL BUSINESS - DISADVANTAGED 8(A)	4	11
14. WOMEN-OWNED BUSINESS	15	21

FEDERAL PROCUREMENT DATA SYSTEM  
 FEDERAL EMERGENCY MANAGEMENT AGENCY  
 FOURTH QUARTER FISCAL YEAR 1985 YEAR TO DATE  
 ACTIONS REPORTED IN SUMMARY ON SF 281

PART I - TOTAL PRIME ACQUISITION ACTIONS REPORTED IN SUMMARY ON SF 281

ACQUISITION METHOD	NUMBER OF ACTIONS	TOTAL DOLLARS (000)	SMALL BUSINESS CONCERNS	LARGE BUSINESS CONCERNS	EDUCATIONAL & NON-PROFIT INSTITUTION	OUTSIDE US POSSESSIONS
			DOLLARS (000)	DOLLARS (000)	DOLLARS (000)	DOLLARS (000)
1. TOTAL (2+7+8)	5,380	6,799				
2. SUBTOTAL (3+4+5+6)	5,333	6,571	5,014	1,435	122	0
3. FORMALLY ADVERTISED (INCLUDING 2 STEP)	0	0	0	0	0	0
4. NEGOTIATED COMPETITIVE	1,687	2,172	2,112	52	8	0
5. NEGOTIATED NON-COMPETITIVE	2,705	2,680	2,156	709	-185	0
6. PROCUREMENT UNDER ANOTHER AGENCY'S CONTRACTS	941	1,719	746	674	299	0
6A. GSA SCHEDULES	923	1,695	744	673	278	0
6B. ANOTHER AGENCY'S CONTRACTS	18	24	2	1	21	0
7. DIRECTED CONTRACTS FOR FOREIGN GOVERNMENTS	0	0				
8. TARIFF OR REGULATED ACQUISITIONS	35	209				

PART II - STATISTICS ON SELECTED TYPES OF ACQUISITION

TYPE OF ACQUISITION	NUMBER OF ACTIONS	NET DOLLAR AMOUNT DOLLARS (000)
9. SMALL BUSINESS TOTAL SET-ASIDES	3,258	4,349
10. SMALL BUSINESS PARTIAL SET-ASIDES	0	0
11. TOTAL LABOR SURPLUS AREA SET-ASIDES	12	19
12. TOTAL LABOR SURPLUS AREA/SMALL BUSINESS SET-ASIDES	11	41
13. ACQUISITIONS FROM MINORITY AND DISADVANTAGED BUSINESS ENTERPRISES (13A+13B)	71	132
13A. DIRECTED TO LARGE OR SMALL MINORITY BUSINESS ENTERPRISES	42	60
13B. SMALL BUSINESS - DISADVANTAGED 8(A)	29	72
14. WOMEN-OWNED BUSINESS	34	59

FEDERAL PROCUREMENT DATA SYSTEM  
 FEDERAL EMERGENCY MANAGEMENT AGENCY  
 FOURTH QUARTER FISCAL YEAR 1985 AND YEAR TO DATE

ACTIONS REPORTED INDIVIDUALLY ON SF-279

	ACTIONS	4Q \$(000)	YTD ACTIONS	YTD \$(000)	YTD % #	YTD % \$
FEDERAL EMERGENCY MANAGEMENT AGENCY	277	55,135	661	196,467	100.000	100.000
TYPE CONTRACTOR						
BUS CONCERNS	263	53,525	636	193,015	96.218	98.243
EDUCATIONAL & NON-PROFIT	14	1,610	23	3,219	3.480	1.638
STATE LOC GOV	0	0	2	233	0.303	0.119
NON-DEFINED	0	0	0	0	0.000	0.000
METHODS OF PROC						
2 STEP	0	0	0	0	0.000	0.000
OTHER FORMAL ADV	6	156	33	1,304	4.992	0.664
NEG COMP	139	31,213	366	136,653	55.371	69.555
NEG NON-COMP	36	5,333	123	23,210	18.608	11.814
DIR FOR GOVS	0	0	0	0	0.000	0.000
TARIFF OR REG	3	543	45	17,390	6.808	8.851
SMALL BUSINESS AWARDS						
PRIME	150	13,716	311	30,415	47.050	15.481
TOTAL SET-ASIDE	21	327	68	2,614	10.287	1.331
PARTIAL SET-ASIDE	0	0	0	0	0.000	0.000
LABOR SURPLUS AREA						
TOTAL SET-ASIDE	1	40	4	81	0.605	0.041
TIE BID PREF	0	0	0	0	0.000	0.000
TOT LSA SM SET-ASIDE	0	0	0	0	0.000	0.000
SUB-TOTAL	1	40	4	81	0.605	0.041
NO PREF GIVEN	276	55,095	657	196,386	99.395	99.959
MINORITY & DISADVANT						
LG MINORITY	2	368	6	427	0.908	0.217
SM MINORITY	1	14	4	206	0.605	0.105
8A MINORITY	22	2,031	62	6,561	9.380	3.339
SUB-TOTAL	25	2,413	72	7,194	10.893	3.662
WOMEN OWNED	3	81	12	402	1.815	0.205
TYPE OF CONTRACT						
FIXED PRICE	121	15,127	313	27,343	47.352	13.917
COST	129	39,128	258	163,412	39.032	83.175
TIME & MATERIAL	5	423	12	930	1.815	0.473
LABOR HOUR	22	457	78	4,782	11.800	2.434
MULTI YEAR	19	14,241	42	46,874	6.354	23.858
SUBJECT TO STAT REQ						
WALSH HEALEY MFR	40	8,438	96	17,347	14.523	8.829
WALSH HEALEY DLR	19	612	25	735	3.782	0.374
SERVICE CONTRACTS	36	2,587	114	27,975	17.247	14.239
DAVIS BACON	17	2,517	24	2,800	3.631	1.425
NOT SUBJECT TO	165	40,981	402	147,610	60.817	75.132
KIND OF CONTRACT						
INITIAL LETTER	0	0	0	0	0.000	0.000
DEF SUPERSED LTR	0	0	0	0	0.000	0.000
DEFINITIVE	98	13,099	175	23,677	26.475	12.051
INTERNAL ORDER	31	8,619	118	10,407	17.852	5.297
MODIFICATION	113	32,330	248	158,081	37.519	80.462
GSA SCHEDULE	33	1,075	94	3,576	14.221	1.820
EXTERNAL ORDER	2	12	26	726	3.933	0.370
TERM FOR DEFAULT	0	0	0	0	0.000	0.000
TERM FOR CONVEN	0	0	0	0	0.000	0.000
PRODUCT OR SERVICE						
SUPPLIES & EQUIPMENT	51	29,698	100	51,532	15.129	26.229
RESEARCH & DEVELOPMENT	9	1,389	16	3,971	2.421	2.021
CONSTRUCTION	22	2,599	31	2,892	4.690	1.472
ARCHITECT ENGINEER	51	4,045	115	24,424	17.398	12.432
AUTOMATIC DATA PROCESSING SERVICES	7	513	18	6,472	2.723	3.294
ADP EQUIPMENT, PURCHASE & LEASE	19	631	62	14,490	9.380	7.375
REAL PROPERTY, PURCHASE & LEASE	0	0	0	0	0.000	0.000
OTHER SERVICES	118	16,260	319	92,686	48.260	47.176
CONSULTANT SERVICES	13	2,982	28	9,366	4.236	4.767

FEDERAL PROCUREMENT DATA SYSTEM  
 FEDERAL LABOR RELATIONS AUTHORITY  
 FOURTH QUARTER FISCAL YEAR 1985  
 ACTIONS REPORTED IN SUMMARY ON SF 281

PART I - TOTAL PRIME ACQUISITION ACTIONS REPORTED IN SUMMARY ON SF 281

ACQUISITION METHOD	NUMBER OF ACTIONS	TOTAL DOLLARS (000)	SMALL BUSINESS CONCERNS DOLLARS (000)	LARGE BUSINESS CONCERNS DOLLARS (000)	EDUCATIONAL & NON-PROFIT INSTITUTION DOLLARS (000)	OUTSIDE US POSSESSIONS DOLLARS (000)
1. TOTAL (2+7+8)	167	112				
2. SUBTOTAL (3+4+5+6)	167	112	34	77	1	0
3. FORMALLY ADVERTISED (INCLUDING 2 STEP)	3	11	11	0	0	0
4. NEGOTIATED COMPETITIVE	12	9	8	0	1	0
5. NEGOTIATED NON-COMPETITIVE	74	20	6	14	0	0
6. PROCUREMENT UNDER ANOTHER AGENCY'S CONTRACTS	78	72	9	63	0	0
6A. GSA SCHEDULES	77	71	9	62	0	0
6B. ANOTHER AGENCY'S CONTRACTS	1	1	0	1	0	0
7. DIRECTED CONTRACTS FOR FOREIGN GOVERNMENTS	0	0				
8. TARIFF OR REGULATED ACQUISITIONS	0	0				

PART II - STATISTICS ON SELECTED TYPES OF ACQUISITION

TYPE OF ACQUISITION	NUMBER OF ACTIONS	NET DOLLAR AMOUNT DOLLARS (000)
9. SMALL BUSINESS TOTAL SET-ASIDES	74	36
10. SMALL BUSINESS PARTIAL SET-ASIDES	0	0
11. TOTAL LABOR SURPLUS AREA SET-ASIDES	22	21
12. TOTAL LABOR SURPLUS AREA/SMALL BUSINESS SET-ASIDES	0	0
13. ACQUISITIONS FROM MINORITY AND DISADVANTAGED BUSINESS ENTERPRISES (13A+13B)	0	0
13A. DIRECTED TO LARGE OR SMALL MINORITY BUSINESS ENTERPRISES	0	0
13B. SMALL BUSINESS - DISADVANTAGED 8(A)	0	0
14. WOMEN-OWNED BUSINESS	2	3

FEDERAL PROCUREMENT DATA SYSTEM  
 FEDERAL LABOR RELATIONS AUTHORITY  
 FOURTH QUARTER FISCAL YEAR 1985 YEAR TO DATE  
 ACTIONS REPORTED IN SUMMARY ON SF 281

PART I - TOTAL PRIME ACQUISITION ACTIONS REPORTED IN SUMMARY ON SF 281

ACQUISITION METHOD	NUMBER OF ACTIONS	TOTAL DOLLARS (000)	SMALL BUSINESS CONCERNS DOLLARS (000)	LARGE BUSINESS CONCERNS DOLLARS (000)	EDUCATIONAL & NON-PROFIT INSTITUTION DOLLARS (000)	OUTSIDE US POSSESSIONS DOLLARS (000)
1. TOTAL (2+7+8)	612	420				
2. SUBTOTAL (3+4+5+6)	612	420	175	244	1	0
3. FORMALLY ADVERTISED (INCLUDING 2 STEP)	9	39	39	0	0	0
4. NEGOTIATED COMPETITIVE	32	31	30	0	1	0
5. NEGOTIATED NON-COMPETITIVE	312	83	49	34	0	0
6. PROCUREMENT UNDER ANOTHER AGENCY'S CONTRACTS	259	267	57	210	0	0
6A. GSA SCHEDULES	253	258	56	202	0	0
6B. ANOTHER AGENCY'S CONTRACTS	6	9	1	8	0	0
7. DIRECTED CONTRACTS FOR FOREIGN GOVERNMENTS	0	0				
8. TARIFF OR REGULATED ACQUISITIONS	0	0				

PART II - STATISTICS ON SELECTED TYPES OF ACQUISITION

TYPE OF ACQUISITION	NUMBER OF ACTIONS	NET DOLLAR AMOUNT DOLLARS (000)
9. SMALL BUSINESS TOTAL SET-ASIDES	327	167
10. SMALL BUSINESS PARTIAL SET-ASIDES	0	0
11. TOTAL LABOR SURPLUS AREA SET-ASIDES	54	36
12. TOTAL LABOR SURPLUS AREA/SMALL BUSINESS SET-ASIDES	6	10
13. ACQUISITIONS FROM MINORITY AND DISADVANTAGED BUSINESS ENTERPRISES (13A+13B)	2	1
13A. DIRECTED TO LARGE OR SMALL MINORITY BUSINESS ENTERPRISES	2	1
13B. SMALL BUSINESS - DISADVANTAGED 8(A)	0	0
14. WOMEN-OWNED BUSINESS	5	3

FEDERAL PROCUREMENT DATA SYSTEM  
 FEDERAL LABOR RELATIONS AUTHORITY  
 FOURTH QUARTER FISCAL YEAR 1985 AND YEAR TO DATE

ACTIONS REPORTED INDIVIDUALLY ON SF-279

	ACTIONS	4Q \$(000)	YTD ACTIONS	YTD \$(000)	YTD % #	YTD % \$
FEDERAL LABOR RELATIONS AUTHORITY	3	61	14	284	100.000	100.000
TYPE CONTRACTOR						
BUS CONCERNS	3	61	14	284	100.000	100.000
EDUCATIONAL & NON-PROFIT	0	0	0	0	0.000	0.000
STATE LOC GOV	0	0	0	0	0.000	0.000
NON-DEFINED	0	0	0	0	0.000	0.000
METHODS OF PROC						
2 STEP	0	0	0	0	0.000	0.000
OTHER FORMAL ADV	0	0	1	11	7.143	3.873
NEG COMP	2	51	11	228	78.571	80.282
NEG NON-COMP	0	0	1	35	7.143	12.324
DIR FOR GOVS	0	0	0	0	0.000	0.000
TARIFF OR REG	0	0	0	0	0.000	0.000
SMALL BUSINESS AWARDS						
PRIME	2	21	2	21	14.286	7.394
TOTAL SET-ASIDE	0	0	0	0	0.000	0.000
PARTIAL SET-ASIDE	0	0	0	0	0.000	0.000
LABOR SURPLUS AREA						
TOTAL SET-ASIDE	0	0	0	0	0.000	0.000
TIE BID PREF	0	0	0	0	0.000	0.000
TOT LSA SM SET-ASIDE	0	0	0	0	0.000	0.000
SUB-TOTAL	0	0	0	0	0.000	0.000
NO PREF GIVEN	3	61	14	284	100.000	100.000
MINORITY & DISADVANT						
LG MINORITY	0	0	0	0	0.000	0.000
SM MINORITY	0	0	0	0	0.000	0.000
8A MINORITY	0	0	0	0	0.000	0.000
SUB-TOTAL	0	0	0	0	0.000	0.000
WOMEN OWNED	0	0	0	0	0.000	0.000
TYPE OF CONTRACT						
FIXED PRICE	3	61	14	284	100.000	100.000
COST	0	0	0	0	0.000	0.000
TIME & MATERIAL	0	0	0	0	0.000	0.000
LABOR HOUR	0	0	0	0	0.000	0.000
MULTI YEAR	0	0	0	0	0.000	0.000
SUBJECT TO STAT REQ						
WALSH HEALEY MFR	1	40	11	244	78.571	85.915
WALSH HEALEY DLR	2	21	2	21	14.286	7.394
SERVICE CONTRACTS	0	0	0	0	0.000	0.000
DAVIS BACON	0	0	0	0	0.000	0.000
NOT SUBJECT TO	0	0	1	19	7.143	6.690
KIND OF CONTRACT						
INITIAL LETTER	0	0	0	0	0.000	0.000
DEF SUPERSED LTR						
DEFINITIVE	0	0	0	0	0.000	0.000
INTERNAL ORDER	1	10	2	45	14.286	15.845
MODIFICATION	0	0	0	0	0.000	0.000
GSA SCHEDULE	1	40	2	29	14.286	10.211
EXTERNAL ORDER	1	11	9	191	64.286	67.254
TERM FOR DEFAULT	0	0	1	19	7.143	6.690
TERM FOR CONVEN	0	0	0	0	0.000	0.000
PRODUCT OR SERVICE						
SUPPLIES & EQUIPMENT	3	61	9	211	64.286	74.296
RESEARCH & DEVELOPMENT	0	0	0	0	0.000	0.000
CONSTRUCTION	0	0	0	0	0.000	0.000
ARCHITECT ENGINEER	0	0	0	0	0.000	0.000
AUTOMATIC DATA PROCESSING SERVICES	0	0	0	0	0.000	0.000
ADP EQUIPMENT, PURCHASE & LEASE	0	0	3	33	21.429	11.620
REAL PROPERTY, PURCHASE & LEASE	0	0	0	0	0.000	0.000
OTHER SERVICES	0	0	2	40	14.286	14.085
CONSULTANT SERVICES	0	0	0	0	0.000	0.000

FEDERAL PROCUREMENT DATA SYSTEM  
 FEDERAL MARITIME COMMISSION  
 FOURTH QUARTER FISCAL YEAR 1985  
 ACTIONS REPORTED IN SUMMARY ON SF 281

PART I - TOTAL PRIME ACQUISITION ACTIONS REPORTED IN SUMMARY ON SF 281

ACQUISITION METHOD	NUMBER OF ACTIONS	TOTAL DOLLARS (000)	SMALL BUSINESS CONCERNS DOLLARS (000)	LARGE BUSINESS CONCERNS DOLLARS (000)	EDUCATIONAL & NON-PROFIT INSTITUTION DOLLARS (000)	OUTSIDE US POSSESSIONS DOLLARS (000)
1. TOTAL (2+7+8)	59	57				
2. SUBTOTAL (3+4+5+6)	59	57	45	12	0	0
3. FORMALLY ADVERTISED (INCLUDING 2 STEP)	0	0	0	0	0	0
4. NEGOTIATED COMPETITIVE	53	53	42	11	0	0
5. NEGOTIATED NON-COMPETITIVE	0	0	0	0	0	0
6. PROCUREMENT UNDER ANOTHER AGENCY'S CONTRACTS	0	0	0	0	0	0
6A. GSA SCHEDULES	4	4	3	1	0	0
6B. ANOTHER AGENCY'S CONTRACTS	0	0	0	0	0	0
7. DIRECTED CONTRACTS FOR FOREIGN GOVERNMENTS	0	0				
8. TARIFF OR REGULATED ACQUISITIONS	0	0				

PART II - STATISTICS ON SELECTED TYPES OF ACQUISITION

TYPE OF ACQUISITION	NUMBER OF ACTIONS	NET DOLLAR AMOUNT DOLLARS (000)
9. SMALL BUSINESS TOTAL SET-ASIDES	0	0
10. SMALL BUSINESS PARTIAL SET-ASIDES	0	0
11. TOTAL LABOR SURPLUS AREA SET-ASIDES	0	0
12. TOTAL LABOR SURPLUS AREA/SMALL BUSINESS SET-ASIDES	0	0
13. ACQUISITIONS FROM MINORITY AND DISADVANTAGED BUSINESS ENTERPRISES (13A+13B)	0	0
13A. DIRECTED TO LARGE OR SMALL MINORITY BUSINESS ENTERPRISES	0	0
13B. SMALL BUSINESS - DISADVANTAGED 8(A)	0	0
14. WOMEN-OWNED BUSINESS	0	0

FEDERAL PROCUREMENT DATA SYSTEM  
 FEDERAL MARITIME COMMISSION  
 FOURTH QUARTER FISCAL YEAR 1985 YEAR TO DATE  
 ACTIONS REPORTED IN SUMMARY ON SF 281

PART I - TOTAL PRIME ACQUISITION ACTIONS REPORTED IN SUMMARY ON SF 281

ACQUISITION METHOD	NUMBER OF ACTIONS	TOTAL DOLLARS (000)	SMALL BUSINESS CONCERNS DOLLARS (000)	LARGE BUSINESS CONCERNS DOLLARS (000)	EDUCATIONAL & NON-PROFIT INSTITUTION DOLLARS (000)	OUTSIDE US POSSESSIONS DOLLARS (000)
1. TOTAL (2+7+8)	292	226				
2. SUBTOTAL (3+4+5+6)	292	226	147	79	0	0
3. FORMALLY ADVERTISED (INCLUDING 2 STEP)	0	0	0	0	0	0
4. NEGOTIATED COMPETITIVE	241	182	123	59	0	0
5. NEGOTIATED NON-COMPETITIVE	0	0	0	0	0	0
6. PROCUREMENT UNDER ANOTHER AGENCY'S CONTRACTS	47	40	21	19	0	0
6A. GSA SCHEDULES	51	44	24	20	0	0
6B. ANOTHER AGENCY'S CONTRACTS	0	0	0	0	0	0
7. DIRECTED CONTRACTS FOR FOREIGN GOVERNMENTS	0	0				
8. TARIFF OR REGULATED ACQUISITIONS	0	0				

PART II - STATISTICS ON SELECTED TYPES OF ACQUISITION

TYPE OF ACQUISITION	NUMBER OF ACTIONS	NET DOLLAR AMOUNT DOLLARS (000)
9. SMALL BUSINESS TOTAL SET-ASIDES	0	0
10. SMALL BUSINESS PARTIAL SET-ASIDES	0	0
11. TOTAL LABOR SURPLUS AREA SET-ASIDES	0	0
12. TOTAL LABOR SURPLUS AREA/SMALL BUSINESS SET-ASIDES	0	0
13. ACQUISITIONS FROM MINORITY AND DISADVANTAGED BUSINESS ENTERPRISES (13A+13B)	0	0
13A. DIRECTED TO LARGE OR SMALL MINORITY BUSINESS ENTERPRISES	0	0
13B. SMALL BUSINESS - DISADVANTAGED 8(A)	0	0
14. WOMEN-OWNED BUSINESS	0	0



FEDERAL PROCUREMENT DATA SYSTEM  
 FEDERAL MARITIME COMMISSION  
 FOURTH QUARTER FISCAL YEAR 1985 AND YEAR TO DATE

ACTIONS REPORTED INDIVIDUALLY ON SF-279

	ACTIONS	4Q \$(000)	YTD ACTIONS	YTD \$(000)	YTD % #	YTD % \$
FEDERAL MARITIME COMMISSION	8	144	19	459	100.000	100.000
TYPE CONTRACTOR						
BUS CONCERNS	8	144	19	459	100.000	100.000
EDUCATIONAL & NON-PROFIT	0	0	0	0	0.000	0.000
STATE LOC GOV	0	0	0	0	0.000	0.000
NON-DEFINED	0	0	0	0	0.000	0.000
METHODS OF PROC						
2 STEP	0	0	0	0	0.000	0.000
OTHER FORMAL ADV	0	0	1	20	5.263	4.357
NEG COMP	8	144	17	424	89.474	92.375
NEG NON-COMP	0	0	1	15	5.263	3.268
DIR FOR GOVS	0	0	0	0	0.000	0.000
TARIFF OR REG	0	0	0	0	0.000	0.000
SMALL BUSINESS AWARDS						
PRIME	5	91	8	175	42.105	38.126
TOTAL SET-ASIDE	0	0	0	0	0.000	0.000
PARTIAL SET-ASIDE	0	0	0	0	0.000	0.000
LABOR SURPLUS AREA						
TOTAL SET-ASIDE	0	0	0	0	0.000	0.000
TIE BID PREF	0	0	0	0	0.000	0.000
TOT LSA SM SET-ASIDE	0	0	0	0	0.000	0.000
SUB-TOTAL	0	0	0	0	0.000	0.000
NO PREF GIVEN	8	144	19	459	100.000	100.000
MINORITY & DISADVANT						
LG MINORITY	0	0	0	0	0.000	0.000
SM MINORITY	0	0	0	0	0.000	0.000
8A MINORITY	0	0	0	0	0.000	0.000
SUB-TOTAL	0	0	0	0	0.000	0.000
WOMEN OWNED	0	0	0	0	0.000	0.000
TYPE OF CONTRACT						
FIXED PRICE	8	144	19	459	100.000	100.000
COST	0	0	0	0	0.000	0.000
TIME & MATERIAL	0	0	0	0	0.000	0.000
LABOR HOUR	0	0	0	0	0.000	0.000
MULTI YEAR	1	11	2	45	10.526	9.804
SUBJECT TO STAT REQ						
WALSH HEALEY MFR	0	0	0	0	0.000	0.000
WALSH HEALEY DLR	0	0	0	0	0.000	0.000
SERVICE CONTRACTS	0	0	2	40	10.526	8.715
DAVIS BACON	0	0	0	0	0.000	0.000
NOT SUBJECT TO	8	144	17	419	89.474	91.285
KIND OF CONTRACT						
INITIAL LETTER	0	0	2	40	10.526	8.715
DEF SUPERSED LTR	0	0	0	0	0.000	0.000
DEFINITIVE	0	0	0	0	0.000	0.000
INTERNAL ORDER	8	144	8	144	42.105	31.373
MODIFICATION	0	0	2	81	10.526	17.647
GSA SCHEDULE	0	0	7	194	36.842	42.266
EXTERNAL ORDER	0	0	0	0	0.000	0.000
TERM FOR DEFAULT	0	0	0	0	0.000	0.000
TERM FOR CONVEN	0	0	0	0	0.000	0.000
PRODUCT OR SERVICE						
SUPPLIES & EQUIPMENT	2	26	3	77	15.789	16.776
RESEARCH & DEVELOPMENT	0	0	0	0	0.000	0.000
CONSTRUCTION	0	0	0	0	0.000	0.000
ARCHITECT ENGINEER	0	0	0	0	0.000	0.000
AUTOMATIC DATA PROCESSING SERVICES	0	0	0	0	0.000	0.000
ADP EQUIPMENT, PURCHASE & LEASE	5	93	8	177	42.105	38.562
REAL PROPERTY, PURCHASE & LEASE	0	0	0	0	0.000	0.000
OTHER SERVICES	1	25	8	205	42.105	44.662
CONSULTANT SERVICES	0	0	0	0	0.000	0.000

FEDERAL PROCUREMENT DATA SYSTEM  
 FEDERAL MEDIATION & CONCILIATION SERVICE  
 FOURTH QUARTER FISCAL YEAR 1985  
 ACTIONS REPORTED IN SUMMARY ON SF 281

PART I - TOTAL PRIME ACQUISITION ACTIONS REPORTED IN SUMMARY ON SF 281

ACQUISITION METHOD	NUMBER OF ACTIONS	TOTAL DOLLARS (000)	SMALL BUSINESS CONCERNS	LARGE BUSINESS CONCERNS	EDUCATIONAL & NON-PROFIT INSTITUTION	OUTSIDE US POSSESSIONS
			DOLLARS (000)	DOLLARS (000)	DOLLARS (000)	DOLLARS (000)
1. TOTAL (2+7+8)	204	108				
2. SUBTOTAL (3+4+5+6)	204	108	37	71	0	0
3. FORMALLY ADVERTISED (INCLUDING 2 STEP)	0	0	0	0	0	0
4. NEGOTIATED COMPETITIVE	0	0	0	0	0	0
5. NEGOTIATED NON-COMPETITIVE	0	0	0	0	0	0
6. PROCUREMENT UNDER ANOTHER AGENCY'S CONTRACTS	204	108	37	71	0	0
6A. GSA SCHEDULES	204	108	37	71	0	0
6B. ANOTHER AGENCY'S CONTRACTS	0	0	0	0	0	0
7. DIRECTED CONTRACTS FOR FOREIGN GOVERNMENTS	0	0				
8. TARIFF OR REGULATED ACQUISITIONS	0	0				

PART II - STATISTICS ON SELECTED TYPES OF ACQUISITION

TYPE OF ACQUISITION	NUMBER OF ACTIONS	NET DOLLAR AMOUNT
		DOLLARS (000)
9. SMALL BUSINESS TOTAL SET-ASIDES	0	0
10. SMALL BUSINESS PARTIAL SET-ASIDES	0	0
11. TOTAL LABOR SURPLUS AREA SET-ASIDES	0	0
12. TOTAL LABOR SURPLUS AREA/SMALL BUSINESS SET-ASIDES	0	0
13. ACQUISITIONS FROM MINORITY AND DISADVANTAGED BUSINESS ENTERPRISES (13A+13B)	11	8
13A. DIRECTED TO LARGE OR SMALL MINORITY BUSINESS ENTERPRISES	11	8
13B. SMALL BUSINESS - DISADVANTAGED 8(A)	0	0
14. WOMEN-OWNED BUSINESS	3	3

FEDERAL PROCUREMENT DATA SYSTEM  
 FEDERAL MEDIATION & CONCILIATION SERVICE  
 FOURTH QUARTER FISCAL YEAR 1985 YEAR TO DATE  
 ACTIONS REPORTED IN SUMMARY ON SF 281

PART I - TOTAL PRIME ACQUISITION ACTIONS REPORTED IN SUMMARY ON SF 281

ACQUISITION METHOD	NUMBER OF ACTIONS	TOTAL DOLLARS (000)	SMALL BUSINESS CONCERNS	LARGE BUSINESS CONCERNS	EDUCATIONAL & NON-PROFIT INSTITUTION	OUTSIDE US POSSESSIONS
			DOLLARS (000)	DOLLARS (000)	DOLLARS (000)	DOLLARS (000)
1. TOTAL (2+7+8)	524	723				
2. SUBTOTAL (3+4+5+6)	524	723	95	628	0	0
3. FORMALLY ADVERTISED (INCLUDING 2 STEP)	0	0	0	0	0	0
4. NEGOTIATED COMPETITIVE	0	0	0	0	0	0
5. NEGOTIATED NON-COMPETITIVE	0	0	0	0	0	0
6. PROCUREMENT UNDER ANOTHER AGENCY'S CONTRACTS	524	723	95	628	0	0
6A. GSA SCHEDULES	524	723	95	628	0	0
6B. ANOTHER AGENCY'S CONTRACTS	0	0	0	0	0	0
7. DIRECTED CONTRACTS FOR FOREIGN GOVERNMENTS	0	0				
8. TARIFF OR REGULATED ACQUISITIONS	0	0				

PART II - STATISTICS ON SELECTED TYPES OF ACQUISITION

TYPE OF ACQUISITION	NUMBER OF ACTIONS	NET DOLLAR AMOUNT
		DOLLARS (000)
9. SMALL BUSINESS TOTAL SET-ASIDES	0	0
10. SMALL BUSINESS PARTIAL SET-ASIDES	0	0
11. TOTAL LABOR SURPLUS AREA SET-ASIDES	0	0
12. TOTAL LABOR SURPLUS AREA/SMALL BUSINESS SET-ASIDES	0	0
13. ACQUISITIONS FROM MINORITY AND DISADVANTAGED BUSINESS ENTERPRISES (13A+13B)	27	38
13A. DIRECTED TO LARGE OR SMALL MINORITY BUSINESS ENTERPRISES	27	38
13B. SMALL BUSINESS - DISADVANTAGED 8(A)	0	0
14. WOMEN-OWNED BUSINESS	9	10

FEDERAL PROCUREMENT DATA SYSTEM  
 FEDERAL MEDIATION & CONCILIATION SERVICE  
 FOURTH QUARTER FISCAL YEAR 1985 AND YEAR TO DATE

ACTIONS REPORTED INDIVIDUALLY ON SF-279

	ACTIONS	4Q \$(000)	YTD ACTIONS	YTD \$(000)	YTD % #	YTD % \$
FEDERAL MEDIATION & CONCILIATION SERVICE	4	161	6	185	100.000	100.000
TYPE CONTRACTOR						
BUS CONCERNS	4	161	6	185	100.000	100.000
EDUCATIONAL & NON-PROFIT	0	0	0	0	0.000	0.000
STATE LOC GOV	0	0	0	0	0.000	0.000
NON-DEFINED	0	0	0	0	0.000	0.000
METHODS OF PROC						
2 STEP	0	0	0	0	0.000	0.000
OTHER FORMAL ADV	0	0	0	0	0.000	0.000
NEG COMP	0	0	2	24	33.333	12.973
NEG NON-COMP	0	0	0	0	0.000	0.000
DIR FOR GOVS	0	0	0	0	0.000	0.000
TARIFF OR REG	0	0	0	0	0.000	0.000
SMALL BUSINESS AWARDS						
PRIME	4	161	4	161	66.667	87.027
TOTAL SET-ASIDE	0	0	0	0	0.000	0.000
PARTIAL SET-ASIDE	0	0	0	0	0.000	0.000
LABOR SURPLUS AREA						
TOTAL SET-ASIDE	0	0	0	0	0.000	0.000
TIE BID PREF	0	0	0	0	0.000	0.000
TOT LSA SM SET-ASIDE	0	0	0	0	0.000	0.000
SUB-TOTAL	0	0	0	0	0.000	0.000
NO PREF GIVEN	4	161	6	185	100.000	100.000
MINORITY & DISADVANT						
LG MINORITY	0	0	0	0	0.000	0.000
SM MINORITY	0	0	0	0	0.000	0.000
8A MINORITY	2	127	2	127	33.333	68.649
SUB-TOTAL	2	127	2	127	33.333	68.649
WOMEN OWNED	0	0	0	0	0.000	0.000
TYPE OF CONTRACT						
FIXED PRICE	4	161	6	185	100.000	100.000
COST	0	0	0	0	0.000	0.000
TIME & MATERIAL	0	0	0	0	0.000	0.000
LABOR HOUR	0	0	0	0	0.000	0.000
MULTI YEAR	2	127	2	127	33.333	68.649
SUBJECT TO STAT REQ						
WALSH HEALEY MFR	0	0	2	24	33.333	12.973
WALSH HEALEY DLR	4	161	4	161	66.667	87.027
SERVICE CONTRACTS	0	0	0	0	0.000	0.000
DAVIS BACON	0	0	0	0	0.000	0.000
NOT SUBJECT TO	0	0	0	0	0.000	0.000
KIND OF CONTRACT						
INITIAL LETTER	0	0	0	0	0.000	0.000
DEF SUPERSED LTR						
DEFINITIVE	0	0	0	0	0.000	0.000
INTERNAL ORDER	4	161	4	161	66.667	87.027
MODIFICATION	0	0	0	0	0.000	0.000
GSA SCHEDULE	0	0	0	0	0.000	0.000
EXTERNAL ORDER	0	0	2	24	33.333	12.973
TERM FOR DEFAULT	0	0	0	0	0.000	0.000
TERM FOR CONVEN	0	0	0	0	0.000	0.000
PRODUCT OR SERVICE						
SUPPLIES & EQUIPMENT	0	0	0	0	0.000	0.000
RESEARCH & DEVELOPMENT	0	0	0	0	0.000	0.000
CONSTRUCTION	0	0	0	0	0.000	0.000
ARCHITECT ENGINEER	0	0	0	0	0.000	0.000
AUTOMATIC DATA PROCESSING SERVICES	0	0	0	0	0.000	0.000
ADP EQUIPMENT, PURCHASE & LEASE	4	161	6	185	100.000	100.000
REAL PROPERTY, PURCHASE & LEASE	0	0	0	0	0.000	0.000
OTHER SERVICES	0	0	0	0	0.000	0.000
CONSULTANT SERVICES	0	0	0	0	0.000	0.000

FEDERAL PROCUREMENT DATA SYSTEM  
 FEDERAL MINE SAFETY & HEALTH REVIEW COMM  
 FOURTH QUARTER FISCAL YEAR 1985  
 ACTIONS REPORTED IN SUMMARY ON SF 281

PART I - TOTAL PRIME ACQUISITION ACTIONS REPORTED IN SUMMARY ON SF 281

ACQUISITION METHOD	NUMBER OF ACTIONS	TOTAL DOLLARS (000)	SMALL BUSINESS CONCERNS DOLLARS (000)	LARGE BUSINESS CONCERNS DOLLARS (000)	EDUCATIONAL & NON-PROFIT INSTITUTION DOLLARS (000)	OUTSIDE US POSSESSIONS DOLLARS (000)
1. TOTAL (2+7+8)						
2. SUBTOTAL (3+4+5+6)						
3. FORHALLY ADVERTISED (INCLUDING 2 STEP)						
4. NEGOTIATED COMPETITIVE						
5. NEGOTIATED NON-COMPETITIVE						
6. PROCUREMENT UNDER ANOTHER AGENCY'S CONTRACTS						
6A. GSA SCHEDULES						
6B. ANOTHER AGENCY'S CONTRACTS						
7. DIRECTED CONTRACTS FOR FOREIGN GOVERNMENTS						
8. TARIFF OR REGULATED ACQUISITIONS						

PART II - STATISTICS ON SELECTED TYPES OF ACQUISITION

TYPE OF ACQUISITION	NUMBER OF ACTIONS	NET DOLLAR AMOUNT DOLLARS (000)
9. SMALL BUSINESS TOTAL SET-ASIDES		
10. SMALL BUSINESS PARTIAL SET-ASIDES		
11. TOTAL LABOR SURPLUS AREA SET-ASIDES		
12. TOTAL LABOR SURPLUS AREA/SMALL BUSINESS SET-ASIDES		
13. ACQUISITIONS FROM MINORITY AND DISADVANTAGED BUSINESS ENTERPRISES (13A+13B)		
13A. DIRECTED TO LARGE OR SMALL MINORITY BUSINESS ENTERPRISES		
13B. SMALL BUSINESS - DISADVANTAGED 8(A)		
14. WOMEN-OWNED BUSINESS		

\*\*\* FAILED TO REPORT \*\*\*

FEDERAL PROCUREMENT DATA SYSTEM  
 FEDERAL MINE SAFETY & HEALTH REVIEW COMM  
 FOURTH QUARTER FISCAL YEAR 1985 YEAR TO DATE  
 ACTIONS REPORTED IN SUMMARY ON SF 281

PART I - TOTAL PRIME ACQUISITION ACTIONS REPORTED IN SUMMARY ON SF 281

ACQUISITION METHOD	NUMBER OF ACTIONS	TOTAL DOLLARS (000)	SMALL BUSINESS CONCERNS DOLLARS (000)	LARGE BUSINESS CONCERNS DOLLARS (000)	EDUCATIONAL & NON-PROFIT INSTITUTION DOLLARS (000)	OUTSIDE US POSSESSIONS DOLLARS (000)
1. TOTAL (2+7+8)						
2. SUBTOTAL (3+4+5+6)						
3. FORHALLY ADVERTISED (INCLUDING 2 STEP)						
4. NEGOTIATED COMPETITIVE						
5. NEGOTIATED NON-COMPETITIVE						
6. PROCUREMENT UNDER ANOTHER AGENCY'S CONTRACTS						
6A. GSA SCHEDULES						
6B. ANOTHER AGENCY'S CONTRACTS						
7. DIRECTED CONTRACTS FOR FOREIGN GOVERNMENTS						
8. TARIFF OR REGULATED ACQUISITIONS						

PART II - STATISTICS ON SELECTED TYPES OF ACQUISITION

TYPE OF ACQUISITION	NUMBER OF ACTIONS	NET DOLLAR AMOUNT DOLLARS (000)
9. SMALL BUSINESS TOTAL SET-ASIDES		
10. SMALL BUSINESS PARTIAL SET-ASIDES		
11. TOTAL LABOR SURPLUS AREA SET-ASIDES		
12. TOTAL LABOR SURPLUS AREA/SMALL BUSINESS SET-ASIDES		
13. ACQUISITIONS FROM MINORITY AND DISADVANTAGED BUSINESS ENTERPRISES (13A+13B)		
13A. DIRECTED TO LARGE OR SMALL MINORITY BUSINESS ENTERPRISES		
13B. SMALL BUSINESS - DISADVANTAGED 8(A)		
14. WOMEN-OWNED BUSINESS		

\*\*\* FAILED TO REPORT \*\*\*

FEDERAL PROCUREMENT DATA SYSTEM  
 FEDERAL MINE SAFETY & HEALTH REVIEW COMM  
 FOURTH QUARTER FISCAL YEAR 1985 AND YEAR TO DATE

ACTIONS REPORTED INDIVIDUALLY ON SF-279

	ACTIONS	4Q \$(000)	YTD ACTIONS	YTD \$(000)	YTD % #	YTD % \$
FEDERAL MINE SAFETY & HEALTH REVIEW COMM	0	0	3	53	100.000	100.000
TYPE CONTRACTOR						
BUS CONCERNS	0	0	3	53	100.000	100.000
EDUCATIONAL & NON-PROFIT	0	0	0	0	0.000	0.000
STATE LOC GOV	0	0	0	0	0.000	0.000
NON-DEFINED	0	0	0	0	0.000	0.000
METHODS OF PROC						
2 STEP	0	0	0	0	0.000	0.000
OTHER FORMAL ADV	0	0	0	0	0.000	0.000
NEG COMP	0	0	0	0	0.000	0.000
NEG NON-COMP	0	0	3	53	100.000	100.000
DIR FOR GOVS	0	0	0	0	0.000	0.000
TARIFF OR REG	0	0	0	0	0.000	0.000
SMALL BUSINESS AWARDS						
PRIME	0	0	3	53	100.000	100.000
TOTAL SET-ASIDE	0	0	0	0	0.000	0.000
PARTIAL SET-ASIDE	0	0	0	0	0.000	0.000
LABOR SURPLUS AREA						
TOTAL SET-ASIDE	0	0	0	0	0.000	0.000
TIE BID PREF	0	0	0	0	0.000	0.000
TOT LSA SM SET-ASIDE	0	0	0	0	0.000	0.000
SUB-TOTAL	0	0	0	0	0.000	0.000
NO PREF GIVEN	0	0	3	53	100.000	100.000
MINORITY & DISADVANT						
LG MINORITY	0	0	0	0	0.000	0.000
SM MINORITY	0	0	0	0	0.000	0.000
8A MINORITY	0	0	0	0	0.000	0.000
SUB-TOTAL	0	0	0	0	0.000	0.000
WOMEN OWNED	0	0	0	0	0.000	0.000
TYPE OF CONTRACT						
FIXED PRICE	0	0	3	53	100.000	100.000
COST	0	0	0	0	0.000	0.000
TIME & MATERIAL	0	0	0	0	0.000	0.000
LABOR HOUR	0	0	0	0	0.000	0.000
MULTI YEAR	0	0	0	0	0.000	0.000
SUBJECT TO STAT REQ						
WALSH HEALEY MFR	0	0	0	0	0.000	0.000
WALSH HEALEY DLR	0	0	0	0	0.000	0.000
SERVICE CONTRACTS	0	0	0	0	0.000	0.000
DAVIS BACON	0	0	0	0	0.000	0.000
NOT SUBJECT TO	0	0	3	53	100.000	100.000
KIND OF CONTRACT						
INITIAL LETTER	0	0	0	0	0.000	0.000
DEF SUPERSED LTR	0	0	3	53	100.000	100.000
DEFINITIVE	0	0	0	0	0.000	0.000
INTERNAL ORDER	0	0	0	0	0.000	0.000
MODIFICATION	0	0	0	0	0.000	0.000
GSA SCHEDULE	0	0	0	0	0.000	0.000
EXTERNAL ORDER	0	0	0	0	0.000	0.000
TERM FOR DEFAULT	0	0	0	0	0.000	0.000
TERM FOR CONVEN	0	0	0	0	0.000	0.000
PRODUCT OR SERVICE						
SUPPLIES & EQUIPMENT	0	0	0	0	0.000	0.000
RESEARCH & DEVELOPMENT	0	0	0	0	0.000	0.000
CONSTRUCTION	0	0	0	0	0.000	0.000
ARCHITECT ENGINEER	0	0	0	0	0.000	0.000
AUTOMATIC DATA PROCESSING SERVICES	0	0	3	53	100.000	100.000
ADP EQUIPMENT, PURCHASE & LEASE	0	0	0	0	0.000	0.000
REAL PROPERTY, PURCHASE & LEASE	0	0	0	0	0.000	0.000
OTHER SERVICES	0	0	0	0	0.000	0.000
CONSULTANT SERVICES	0	0	3	53	100.000	100.000

FEDERAL PROCUREMENT DATA SYSTEM  
 FEDERAL TRADE COMMISSION  
 FOURTH QUARTER FISCAL YEAR 1985  
 ACTIONS REPORTED IN SUMMARY ON SF 281

PART I - TOTAL PRIME ACQUISITION ACTIONS REPORTED IN SUMMARY ON SF 281

ACQUISITION METHOD	NUMBER OF ACTIONS	TOTAL	SMALL BUSINESS CONCERNS	LARGE BUSINESS CONCERNS	EDUCATIONAL & NON-PROFIT INSTITUTION	OUTSIDE US POSSESSIONS
		DOLLARS (000)	DOLLARS (000)	DOLLARS (000)	DOLLARS (000)	DOLLARS (000)
1. TOTAL (2+7+8)	230	95				
2. SUBTOTAL (3+4+5+6)	230	95	16	77	2	0
3. FORMALLY ADVERTISED (INCLUDING 2 STEP)	0	0	0	0	0	0
4. NEGOTIATED COMPETITIVE	17	12	2	10	0	0
5. NEGOTIATED NON-COMPETITIVE	202	73	14	57	2	0
6. PROCUREMENT UNDER ANOTHER AGENCY'S CONTRACTS	11	10	0	10	0	0
6A. GSA SCHEDULES	11	10	0	10	0	0
6B. ANOTHER AGENCY'S CONTRACTS	0	0	0	0	0	0
7. DIRECTED CONTRACTS FOR FOREIGN GOVERNMENTS	0	0				
8. TARIFF OR REGULATED ACQUISITIONS	0	0				

PART II - STATISTICS ON SELECTED TYPES OF ACQUISITION

TYPE OF ACQUISITION	NUMBER OF ACTIONS	NET DOLLAR AMOUNT DOLLARS (000)
9. SMALL BUSINESS TOTAL SET-ASIDES	0	0
10. SMALL BUSINESS PARTIAL SET-ASIDES	0	0
11. TOTAL LABOR SURPLUS AREA SET-ASIDES	0	0
12. TOTAL LABOR SURPLUS AREA/SMALL BUSINESS SET-ASIDES	0	0
13. ACQUISITIONS FROM MINORITY AND DISADVANTAGED BUSINESS ENTERPRISES (13A+13B)	0	0
13A. DIRECTED TO LARGE OR SMALL MINORITY BUSINESS ENTERPRISES	0	0
13B. SMALL BUSINESS - DISADVANTAGED 8(A)	0	0
14. WOMEN-OWNED BUSINESS	1	1

FEDERAL PROCUREMENT DATA SYSTEM  
 FEDERAL TRADE COMMISSION  
 FOURTH QUARTER FISCAL YEAR 1985 YEAR TO DATE  
 ACTIONS REPORTED IN SUMMARY ON SF 281

PART I - TOTAL PRIME ACQUISITION ACTIONS REPORTED IN SUMMARY ON SF 281

ACQUISITION METHOD	NUMBER OF ACTIONS	TOTAL	SMALL BUSINESS CONCERNS	LARGE BUSINESS CONCERNS	EDUCATIONAL & NON-PROFIT INSTITUTION	OUTSIDE US POSSESSIONS
		DOLLARS (000)	DOLLARS (000)	DOLLARS (000)	DOLLARS (000)	DOLLARS (000)
1. TOTAL (2+7+8)	2,132	1,940				
2. SUBTOTAL (3+4+5+6)	2,132	1,940	861	1,057	22	0
3. FORMALLY ADVERTISED (INCLUDING 2 STEP)	0	0	0	0	0	0
4. NEGOTIATED COMPETITIVE	295	802	374	428	0	0
5. NEGOTIATED NON-COMPETITIVE	1,647	759	402	338	19	0
6. PROCUREMENT UNDER ANOTHER AGENCY'S CONTRACTS	190	379	85	291	3	0
6A. GSA SCHEDULES	183	375	85	290	0	0
6B. ANOTHER AGENCY'S CONTRACTS	7	4	0	1	3	0
7. DIRECTED CONTRACTS FOR FOREIGN GOVERNMENTS	0	0				
8. TARIFF OR REGULATED ACQUISITIONS	0	0				

PART II - STATISTICS ON SELECTED TYPES OF ACQUISITION

TYPE OF ACQUISITION	NUMBER OF ACTIONS	NET DOLLAR AMOUNT DOLLARS (000)
9. SMALL BUSINESS TOTAL SET-ASIDES	0	0
10. SMALL BUSINESS PARTIAL SET-ASIDES	0	0
11. TOTAL LABOR SURPLUS AREA SET-ASIDES	0	0
12. TOTAL LABOR SURPLUS AREA/SMALL BUSINESS SET-ASIDES	0	0
13. ACQUISITIONS FROM MINORITY AND DISADVANTAGED BUSINESS ENTERPRISES (13A+13B)	11	321
13A. DIRECTED TO LARGE OR SMALL MINORITY BUSINESS ENTERPRISES	1	1
13B. SMALL BUSINESS - DISADVANTAGED 8(A)	10	320
14. WOMEN-OWNED BUSINESS	10	300

FEDERAL PROCUREMENT DATA SYSTEM  
 FEDERAL TRADE COMMISSION  
 FOURTH QUARTER FISCAL YEAR 1985 AND YEAR TO DATE

ACTIONS REPORTED INDIVIDUALLY ON SF-279

	ACTIONS	4Q \$(000)	YTD ACTIONS	YTD \$(000)	YTD % #	YTD % \$
FEDERAL TRADE COMMISSION	6	158	83	2,642	100.000	100.000
TYPE CONTRACTOR						
BUS CONCERNS	6	158	83	2,642	100.000	100.000
EDUCATIONAL & NON-PROFIT	0	0	0	0	0.000	0.000
STATE LOC GOV	0	0	0	0	0.000	0.000
NON-DEFINED	0	0	0	0	0.000	0.000
METHODS OF PROC						
2 STEP	0	0	0	0	0.000	0.000
OTHER FORMAL ADV	0	0	3	46	3.614	1.741
NEG COMP	6	158	74	2,212	89.157	83.724
NEG NON-COMP	0	0	6	384	7.229	14.534
DIR FOR GOVS	0	0	0	0	0.000	0.000
TARIFF OR REG	0	0	0	0	0.000	0.000
SMALL BUSINESS AWARDS						
PRIME	3	97	30	1,022	36.145	38.683
TOTAL SET-ASIDE	0	0	0	0	0.000	0.000
PARTIAL SET-ASIDE	0	0	0	0	0.000	0.000
LABOR SURPLUS AREA						
TOTAL SET-ASIDE	0	0	0	0	0.000	0.000
TIE BID PREF	0	0	0	0	0.000	0.000
TOT LSA SM SET-ASIDE	0	0	0	0	0.000	0.000
SUB-TOTAL	0	0	0	0	0.000	0.000
NO PREF GIVEN	6	158	83	2,642	100.000	100.000
MINORITY & DISADVANT						
LG MINORITY	0	0	0	0	0.000	0.000
SM MINORITY	0	0	0	0	0.000	0.000
8A MINORITY	0	0	3	365	3.614	13.815
SUB-TOTAL	0	0	3	365	3.614	13.815
WOMEN OWNED	0	0	2	75	2.410	2.839
TYPE OF CONTRACT						
FIXED PRICE	6	158	83	2,642	100.000	100.000
COST	0	0	0	0	0.000	0.000
TIME & MATERIAL	0	0	0	0	0.000	0.000
LABOR HOUR	0	0	0	0	0.000	0.000
MULTI YEAR	0	0	15	1,047	18.072	39.629
SUBJECT TO STAT REQ						
WALSH HEALEY MFR	0	0	20	618	24.096	23.391
WALSH HEALEY DLR	1	74	4	120	4.819	4.542
SERVICE CONTRACTS	1	23	23	992	27.711	37.547
DAVIS BACON	0	0	0	0	0.000	0.000
NOT SUBJECT TO	4	61	36	912	43.373	34.519
KIND OF CONTRACT						
INITIAL LETTER	0	0	0	0	0.000	0.000
DEF SUPERSED LTR	0	0	0	0	0.000	0.000
DEFINITIVE	0	0	12	258	14.458	9.765
INTERNAL ORDER	2	23	12	334	14.458	12.642
MODIFICATION	3	61	25	1,014	30.120	38.380
GSA SCHEDULE	1	74	31	896	37.349	33.914
EXTERNAL ORDER	0	0	3	140	3.614	5.299
TERM FOR DEFAULT	0	0	0	0	0.000	0.000
TERM FOR CONVEN	0	0	0	0	0.000	0.000
PRODUCT OR SERVICE						
SUPPLIES & EQUIPMENT	0	0	5	84	6.024	3.179
RESEARCH & DEVELOPMENT	0	0	0	0	0.000	0.000
CONSTRUCTION	0	0	0	0	0.000	0.000
ARCHITECT ENGINEER	0	0	0	0	0.000	0.000
AUTOMATIC DATA PROCESSING SERVICES	3	46	29	887	34.940	33.573
ADP EQUIPMENT, PURCHASE & LEASE	1	74	2	123	2.410	4.656
REAL PROPERTY, PURCHASE & LEASE	0	0	0	0	0.000	0.000
OTHER SERVICES	2	38	47	1,548	56.627	58.592
CONSULTANT SERVICES	0	0	3	2	3.614	0.076

FEDERAL PROCUREMENT DATA SYSTEM  
GENERAL SERVICES ADMINISTRATION  
FOURTH QUARTER FISCAL YEAR 1985  
ACTIONS REPORTED IN SUMMARY ON SF 281

PART I - TOTAL PRIME ACQUISITION ACTIONS REPORTED IN SUMMARY ON SF 281

ACQUISITION METHOD	NUMBER OF ACTIONS	TOTAL DOLLARS (000)	SMALL BUSINESS CONCERNS DOLLARS (000)	LARGE BUSINESS CONCERNS DOLLARS (000)	EDUCATIONAL & NON-PROFIT INSTITUTION DOLLARS (000)	OUTSIDE US POSSESSIONS DOLLARS (000)
1. TOTAL (2+7+8)	203,385	116,020				
2. SUBTOTAL (3+4+5+6)	203,363	116,004	71,427	38,430	6,134	13
3. FORMALLY ADVERTISED (INCLUDING 2 STEP)	18,999	26,039	14,995	11,044	0	0
4. NEGOTIATED COMPETITIVE	144,099	58,198	39,435	17,915	848	0
5. NEGOTIATED NON-COMPETITIVE	13,021	9,064	6,799	1,791	461	13
6. PROCUREMENT UNDER ANOTHER AGENCY'S CONTRACTS	27,244	22,703	10,198	7,680	4,825	0
6A. GSA SCHEDULES	21,906	16,670	8,199	7,502	969	0
6B. ANOTHER AGENCY'S CONTRACTS	5,338	6,033	1,999	178	3,856	0
7. DIRECTED CONTRACTS FOR FOREIGN GOVERNMENTS	1	0				
8. TARIFF OR REGULATED ACQUISITIONS	21	16				

PART II - STATISTICS ON SELECTED TYPES OF ACQUISITION

TYPE OF ACQUISITION	NUMBER OF ACTIONS	NET DOLLAR AMOUNT DOLLARS (000)
9. SMALL BUSINESS TOTAL SET-ASIDES	58,666	34,210
10. SMALL BUSINESS PARTIAL SET-ASIDES	888	636
11. TOTAL LABOR SURPLUS AREA SET-ASIDES	259	359
12. TOTAL LABOR SURPLUS AREA/SMALL BUSINESS SET-ASIDES	1,798	1,650
13. ACQUISITIONS FROM MINORITY AND DISADVANTAGED BUSINESS ENTERPRISES (13A+13B)	3,923	1,730
13A. DIRECTED TO LARGE OR SMALL MINORITY BUSINESS ENTERPRISES	3,886	1,640
13B. SMALL BUSINESS - DISADVANTAGED B(A)	37	90
14. WOMEN-OWNED BUSINESS	2,019	3,855

FEDERAL PROCUREMENT DATA SYSTEM  
GENERAL SERVICES ADMINISTRATION  
FOURTH QUARTER FISCAL YEAR 1985 YEAR TO DATE  
ACTIONS REPORTED IN SUMMARY ON SF 281

PART I - TOTAL PRIME ACQUISITION ACTIONS REPORTED IN SUMMARY ON SF 281

ACQUISITION METHOD	NUMBER OF ACTIONS	TOTAL DOLLARS (000)	SMALL BUSINESS CONCERNS DOLLARS (000)	LARGE BUSINESS CONCERNS DOLLARS (000)	EDUCATIONAL & NON-PROFIT INSTITUTION DOLLARS (000)	OUTSIDE US POSSESSIONS DOLLARS (000)
1. TOTAL (2+7+8)	569,978	412,912				
2. SUBTOTAL (3+4+5+6)	569,872	412,863	242,378	150,624	19,823	38
3. FORMALLY ADVERTISED (INCLUDING 2 STEP)	54,474	94,151	51,158	42,993	0	0
4. NEGOTIATED COMPETITIVE	391,443	202,625	133,127	68,613	885	0
5. NEGOTIATED NON-COMPETITIVE	34,721	29,115	21,764	6,717	596	38
6. PROCUREMENT UNDER ANOTHER AGENCY'S CONTRACTS	89,234	86,972	36,329	32,301	18,342	0
6A. GSA SCHEDULES	72,151	61,605	30,002	30,629	974	0
6B. ANOTHER AGENCY'S CONTRACTS	17,083	25,367	6,327	1,672	17,368	0
7. DIRECTED CONTRACTS FOR FOREIGN GOVERNMENTS	1	0				
8. TARIFF OR REGULATED ACQUISITIONS	105	49				

PART II - STATISTICS ON SELECTED TYPES OF ACQUISITION

TYPE OF ACQUISITION	NUMBER OF ACTIONS	NET DOLLAR AMOUNT DOLLARS (000)
9. SMALL BUSINESS TOTAL SET-ASIDES	209,962	144,814
10. SMALL BUSINESS PARTIAL SET-ASIDES	3,566	2,789
11. TOTAL LABOR SURPLUS AREA SET-ASIDES	1,301	2,172
12. TOTAL LABOR SURPLUS AREA/SMALL BUSINESS SET-ASIDES	5,435	4,995
13. ACQUISITIONS FROM MINORITY AND DISADVANTAGED BUSINESS ENTERPRISES (13A+13B)	10,154	7,367
13A. DIRECTED TO LARGE OR SMALL MINORITY BUSINESS ENTERPRISES	10,001	7,083
13B. SMALL BUSINESS - DISADVANTAGED B(A)	153	284
14. WOMEN-OWNED BUSINESS	5,697	14,064



FEDERAL PROCUREMENT DATA SYSTEM  
GENERAL SERVICES ADMINISTRATION  
FOURTH QUARTER FISCAL YEAR 1985 AND YEAR TO DATE

ACTIONS REPORTED INDIVIDUALLY ON SF-279

	ACTIONS	4Q \$(000)	YTD ACTIONS	YTD \$(000)	YTD % #	YTD % \$
GENERAL SERVICES ADMINISTRATION	11,464	260,879	37,090	1,398,111	100.000	100.000
TYPE CONTRACTOR						
BUS CONCERNS	10,571	240,149	33,667	1,311,322	90.771	95.792
EDUCATIONAL & NON-PROFIT	785	20,164	3,219	85,263	8.679	6.098
STATE LOC GOV	107	553	202	1,423	0.545	0.102
NON-DEFINED	1	13	2	103	0.005	0.007
METHODS OF PROC						
2 STEP	2	41	6	370	0.016	0.026
OTHER FORMAL ADV	2,242	58,786	9,303	330,928	25.082	23.670
NEG COMP	5,473	111,146	17,932	685,350	48.347	49.020
NEG NON-COMP	3,402	49,499	8,562	216,204	23.084	15.464
DIR FOR GOVS	0	0	1	625	0.003	0.045
TARIFF OR REG	157	19,996	1,072	141,216	2.890	10.100
SMALL BUSINESS AWARDS						
PRIME	8,090	146,927	22,854	713,461	61.618	51.030
TOTAL SET-ASIDE	839	25,566	4,524	270,797	12.197	19.369
PARTIAL SET-ASIDE	12	159	240	6,281	0.647	0.449
LABOR SURPLUS AREA						
TOTAL SET-ASIDE	17	544	159	9,177	0.429	0.656
TIE BID PREF	7	57	21	1,110	0.057	0.079
TOT LSA SM SET-ASIDE	171	8,774	1,081	68,918	2.915	4.929
SUB-TOTAL	195	9,375	1,261	79,205	3.400	5.665
NO PREF GIVEN	11,269	251,504	35,829	1,318,906	96.600	94.335
MINORITY & DISADVANT						
LG MINORITY	17	1,136	122	10,216	0.329	0.731
SM MINORITY	250	4,776	871	40,016	2.348	2.862
8A MINORITY	41	1,958	286	24,393	0.771	1.745
SUB-TOTAL	308	7,870	1,279	74,625	3.448	5.338
WOMEN OWNED	268	3,461	739	94,546	1.992	6.762
TYPE OF CONTRACT						
FIXED PRICE	11,457	260,044	36,696	1,325,226	98.938	94.787
COST	4	346	249	57,316	0.671	4.100
TIME & MATERIAL	0	0	2	16	0.005	0.001
LABOR HOUR	3	489	143	15,553	0.386	1.112
MULTI YEAR	8,073	121,540	22,068	499,276	59.499	35.711
SUBJECT TO STAT REQ						
WALSH HEALEY MFR	3,652	119,349	16,404	577,413	44.228	41.300
WALSH HEALEY DLR	240	6,882	1,252	56,769	3.376	4.060
SERVICE CONTRACTS	118	12,964	1,575	186,535	4.246	13.342
DAVIS BACON	135	5,754	1,012	150,499	2.728	10.764
NOT SUBJECT TO	7,319	115,930	16,847	426,895	45.422	30.534
KIND OF CONTRACT						
INITIAL LETTER	0	0	19	2,360	0.051	0.169
DEF SUPERSED LTR	0	0	0	0	0.000	0.000
DEFINITIVE	284	33,866	2,067	453,349	5.573	32.426
INTERNAL ORDER	10,714	206,682	30,647	738,983	82.629	52.856
MODIFICATION	153	9,575	1,043	56,379	2.812	4.033
GSA SCHEDULE	312	10,567	3,285	114,433	8.857	8.185
EXTERNAL ORDER	1	189	29	32,607	0.078	2.332
TERM FOR DEFAULT	0	0	0	0	0.000	0.000
TERM FOR CONVEN	0	0	0	0	0.000	0.000
PRODUCT OR SERVICE						
SUPPLIES & EQUIPMENT	4,574	133,835	20,926	735,753	56.420	52.625
RESEARCH & DEVELOPMENT	0	0	1	240	0.003	0.017
CONSTRUCTION	142	6,229	1,062	152,453	2.863	10.904
ARCHITECT ENGINEER	8	523	64	5,049	0.173	0.361
AUTOMATIC DATA PROCESSING SERVICES	11	1,042	634	74,948	1.709	5.361
ADP EQUIPMENT, PURCHASE & LEASE	95	12,865	240	22,995	0.647	1.645
REAL PROPERTY, PURCHASE & LEASE	6,343	73,437	11,888	134,592	32.052	9.627
OTHER SERVICES	291	32,948	2,275	272,081	6.134	19.461
CONSULTANT SERVICES	2	162	57	1,754	0.154	0.125

FEDERAL PROCUREMENT DATA SYSTEM  
INTERNATIONAL TRADE COMMISSION  
FOURTH QUARTER FISCAL YEAR 1985  
ACTIONS REPORTED IN SUMMARY ON SF 281

PART I - TOTAL PRIME ACQUISITION ACTIONS REPORTED IN SUMMARY ON SF 281

ACQUISITION METHOD	NUMBER OF ACTIONS	TOTAL DOLLARS (000)	SMALL BUSINESS CONCERNS DOLLARS (000)	LARGE BUSINESS CONCERNS DOLLARS (000)	EDUCATIONAL & NON-PROFIT INSTITUTION DOLLARS (000)	OUTSIDE US POSSESSIONS DOLLARS (000)
1. TOTAL (2+7+8)	237	208				
2. SUBTOTAL (3+4+5+6)	237	208	154	54	0	0
3. FORMALLY ADVERTISED (INCLUDING 2 STEP)	0	0	0	0	0	0
4. NEGOTIATED COMPETITIVE	153	96	85	11	0	0
5. NEGOTIATED NON-COMPETITIVE	0	0	0	0	0	0
6. PROCUREMENT UNDER ANOTHER AGENCY'S CONTRACTS	84	112	69	43	0	0
6A. GSA SCHEDULES	84	112	69	43	0	0
6B. ANOTHER AGENCY'S CONTRACTS	0	0	0	0	0	0
7. DIRECTED CONTRACTS FOR FOREIGN GOVERNMENTS	0	0				
8. TARIFF OR REGULATED ACQUISITIONS	0	0				

PART II - STATISTICS ON SELECTED TYPES OF ACQUISITION

TYPE OF ACQUISITION	NUMBER OF ACTIONS	NET DOLLAR AMOUNT DOLLARS (000)
9. SMALL BUSINESS TOTAL SET-ASIDES	0	0
10. SMALL BUSINESS PARTIAL SET-ASIDES	0	0
11. TOTAL LABOR SURPLUS AREA SET-ASIDES	0	0
12. TOTAL LABOR SURPLUS AREA/SMALL BUSINESS SET-ASIDES	0	0
13. ACQUISITIONS FROM MINORITY AND DISADVANTAGED BUSINESS ENTERPRISES (13A+13B)	0	0
13A. DIRECTED TO LARGE OR SMALL MINORITY BUSINESS ENTERPRISES	0	0
13B. SMALL BUSINESS - DISADVANTAGED 8(A)	0	0
14. WOMEN-OWNED BUSINESS	0	0

FEDERAL PROCUREMENT DATA SYSTEM  
INTERNATIONAL TRADE COMMISSION  
FOURTH QUARTER FISCAL YEAR 1985 YEAR TO DATE  
ACTIONS REPORTED IN SUMMARY ON SF 281

PART I - TOTAL PRIME ACQUISITION ACTIONS REPORTED IN SUMMARY ON SF 281

ACQUISITION METHOD	NUMBER OF ACTIONS	TOTAL DOLLARS (000)	SMALL BUSINESS CONCERNS DOLLARS (000)	LARGE BUSINESS CONCERNS DOLLARS (000)	EDUCATIONAL & NON-PROFIT INSTITUTION DOLLARS (000)	OUTSIDE US POSSESSIONS DOLLARS (000)
1. TOTAL (2+7+8)	1,007	774				
2. SUBTOTAL (3+4+5+6)	1,007	774	466	305	1	2
3. FORMALLY ADVERTISED (INCLUDING 2 STEP)	0	0	0	0	0	0
4. NEGOTIATED COMPETITIVE	734	395	284	111	0	0
5. NEGOTIATED NON-COMPETITIVE	3	3	0	0	1	2
6. PROCUREMENT UNDER ANOTHER AGENCY'S CONTRACTS	270	376	182	194	0	0
6A. GSA SCHEDULES	270	376	182	194	0	0
6B. ANOTHER AGENCY'S CONTRACTS	0	0	0	0	0	0
7. DIRECTED CONTRACTS FOR FOREIGN GOVERNMENTS	0	0				
8. TARIFF OR REGULATED ACQUISITIONS	0	0				

PART II - STATISTICS ON SELECTED TYPES OF ACQUISITION

TYPE OF ACQUISITION	NUMBER OF ACTIONS	NET DOLLAR AMOUNT DOLLARS (000)
9. SMALL BUSINESS TOTAL SET-ASIDES	0	0
10. SMALL BUSINESS PARTIAL SET-ASIDES	0	0
11. TOTAL LABOR SURPLUS AREA SET-ASIDES	0	0
12. TOTAL LABOR SURPLUS AREA/SMALL BUSINESS SET-ASIDES	0	0
13. ACQUISITIONS FROM MINORITY AND DISADVANTAGED BUSINESS ENTERPRISES (13A+13B)	0	0
13A. DIRECTED TO LARGE OR SMALL MINORITY BUSINESS ENTERPRISES	0	0
13B. SMALL BUSINESS - DISADVANTAGED 8(A)	0	0
14. WOMEN-OWNED BUSINESS	0	0

FEDERAL PROCUREMENT DATA SYSTEM  
INTERNATIONAL TRADE COMMISSION  
FOURTH QUARTER FISCAL YEAR 1985 AND YEAR TO DATE

ACTIONS REPORTED INDIVIDUALLY ON SF-279

	ACTIONS	4Q \$(000)	YTD ACTIONS	YTD \$(000)	YTD % #	YTD % \$
INTERNATIONAL TRADE COMMISSION	12	451	31	867	100.000	100.000
TYPE CONTRACTOR						
BUS CONCERNS	12	451	31	867	100.000	100.000
EDUCATIONAL & NON-PROFIT	0	0	0	0	0.000	0.000
STATE LOC GOV	0	0	0	0	0.000	0.000
NON-DEFINED	0	0	0	0	0.000	0.000
METHODS OF PROC						
2 STEP	0	0	0	0	0.000	0.000
OTHER FORMAL ADV	0	0	0	0	0.000	0.000
NEG COMP	12	451	31	867	100.000	100.000
NEG NON-COMP	0	0	0	0	0.000	0.000
DIR FOR GOVS	0	0	0	0	0.000	0.000
TARIFF OR REG	0	0	0	0	0.000	0.000
SMALL BUSINESS AWARDS						
PRIME	3	153	4	176	12.903	20.300
TOTAL SET-ASIDE	0	0	0	0	0.000	0.000
PARTIAL SET-ASIDE	0	0	0	0	0.000	0.000
LABOR SURPLUS AREA						
TOTAL SET-ASIDE	0	0	0	0	0.000	0.000
TIE BID PREF	0	0	0	0	0.000	0.000
TOT LSA SM SET-ASIDE	0	0	0	0	0.000	0.000
SUB-TOTAL	0	0	0	0	0.000	0.000
NO PREF GIVEN	12	451	31	867	100.000	100.000
MINORITY & DISADVANT						
LG MINORITY	0	0	0	0	0.000	0.000
SM MINORITY	0	0	0	0	0.000	0.000
8A MINORITY	0	0	0	0	0.000	0.000
SUB-TOTAL	0	0	0	0	0.000	0.000
WOMEN OWNED	0	0	0	0	0.000	0.000
TYPE OF CONTRACT						
FIXED PRICE	12	451	31	867	100.000	100.000
COST	0	0	0	0	0.000	0.000
TIME & MATERIAL	0	0	0	0	0.000	0.000
LABOR HOUR	0	0	0	0	0.000	0.000
MULTI YEAR	0	0	1	28	3.226	3.230
SUBJECT TO STAT REQ						
WALSH HEALEY MFR	0	0	0	0	0.000	0.000
WALSH HEALEY DLR	0	0	0	0	0.000	0.000
SERVICE CONTRACTS	0	0	0	0	0.000	0.000
DAVIS BACON	0	0	0	0	0.000	0.000
NOT SUBJECT TO	12	451	31	867	100.000	100.000
KIND OF CONTRACT						
INITIAL LETTER	0	0	0	0	0.000	0.000
DEF SUPERSED LTR	0	0	0	0	0.000	0.000
DEFINITIVE	0	0	0	0	0.000	0.000
INTERNAL ORDER	0	0	0	0	0.000	0.000
MODIFICATION	0	0	0	0	0.000	0.000
GSA SCHEDULE	0	0	0	0	0.000	0.000
EXTERNAL ORDER	12	451	15	321	48.387	37.024
TERM FOR DEFAULT	0	0	16	546	51.613	62.976
TERM FOR CONVEN	0	0	0	0	0.000	0.000
PRODUCT OR SERVICE						
SUPPLIES & EQUIPMENT	5	146	13	349	41.935	40.254
RESEARCH & DEVELOPMENT	0	0	0	0	0.000	0.000
CONSTRUCTION	0	0	0	0	0.000	0.000
ARCHITECT ENGINEER	0	0	0	0	0.000	0.000
AUTOMATIC DATA PROCESSING SERVICES	1	37	3	61	9.677	7.036
ADP EQUIPMENT, PURCHASE & LEASE	6	268	15	457	48.387	52.710
REAL PROPERTY, PURCHASE & LEASE	0	0	0	0	0.000	0.000
OTHER SERVICES	0	0	0	0	0.000	0.000
CONSULTANT SERVICES	0	0	0	0	0.000	0.000

FEDERAL PROCUREMENT DATA SYSTEM  
 INTERSTATE COMMERCE COMMISSION  
 FOURTH QUARTER FISCAL YEAR 1985  
 ACTIONS REPORTED IN SUMMARY ON SF 281

PART I - TOTAL PRIME ACQUISITION ACTIONS REPORTED IN SUMMARY ON SF 281

ACQUISITION METHOD	NUMBER OF ACTIONS	TOTAL DOLLARS (000)	SMALL BUSINESS CONCERNS	LARGE BUSINESS CONCERNS	EDUCATIONAL & NON-PROFIT INSTITUTION	OUTSIDE US POSSESSIONS
			DOLLARS (000)	DOLLARS (000)	DOLLARS (000)	DOLLARS (000)
1. TOTAL (2+7+8)	121	108				
2. SUBTOTAL (3+4+5+6)	121	108	38	59	11	0
3. FORMALLY ADVERTISED (INCLUDING 2 STEP)	0	0	0	0	0	0
4. NEGOTIATED COMPETITIVE	3	6	6	0	0	0
5. NEGOTIATED NON-COMPETITIVE	88	52	22	19	11	0
6. PROCUREMENT UNDER ANOTHER AGENCY'S CONTRACTS	30	50	10	40	0	0
6A. GSA SCHEDULES	30	50	10	40	0	0
6B. ANOTHER AGENCY'S CONTRACTS	0	0	0	0	0	0
7. DIRECTED CONTRACTS FOR FOREIGN GOVERNMENTS	0	0				
8. TARIFF OR REGULATED ACQUISITIONS	0	0				

PART II - STATISTICS ON SELECTED TYPES OF ACQUISITION

TYPE OF ACQUISITION	NUMBER OF ACTIONS	NET DOLLAR AMOUNT DOLLARS (000)
9. SMALL BUSINESS TOTAL SET-ASIDES	64	45
10. SMALL BUSINESS PARTIAL SET-ASIDES	0	0
11. TOTAL LABOR SURPLUS AREA SET-ASIDES	0	0
12. TOTAL LABOR SURPLUS AREA/SMALL BUSINESS SET-ASIDES	0	0
13. ACQUISITIONS FROM MINORITY AND DISADVANTAGED BUSINESS ENTERPRISES (13A+13B)	12	10
13A. DIRECTED TO LARGE OR SMALL MINORITY BUSINESS ENTERPRISES	12	10
13B. SMALL BUSINESS - DISADVANTAGED 8(A)	0	0
14. WOMEN-OWNED BUSINESS	4	10

FEDERAL PROCUREMENT DATA SYSTEM  
 INTERSTATE COMMERCE COMMISSION  
 FOURTH QUARTER FISCAL YEAR 1985 YEAR TO DATE  
 ACTIONS REPORTED IN SUMMARY ON SF 281

PART I - TOTAL PRIME ACQUISITION ACTIONS REPORTED IN SUMMARY ON SF 281

ACQUISITION METHOD	NUMBER OF ACTIONS	TOTAL DOLLARS (000)	SMALL BUSINESS CONCERNS	LARGE BUSINESS CONCERNS	EDUCATIONAL & NON-PROFIT INSTITUTION	OUTSIDE US POSSESSIONS
			DOLLARS (000)	DOLLARS (000)	DOLLARS (000)	DOLLARS (000)
1. TOTAL (2+7+8)	685	613				
2. SUBTOTAL (3+4+5+6)	685	613	198	360	55	0
3. FORMALLY ADVERTISED (INCLUDING 2 STEP)	0	0	0	0	0	0
4. NEGOTIATED COMPETITIVE	14	22	12	10	0	0
5. NEGOTIATED NON-COMPETITIVE	520	340	152	134	54	0
6. PROCUREMENT UNDER ANOTHER AGENCY'S CONTRACTS	151	251	34	216	1	0
6A. GSA SCHEDULES	151	251	34	216	1	0
6B. ANOTHER AGENCY'S CONTRACTS	0	0	0	0	0	0
7. DIRECTED CONTRACTS FOR FOREIGN GOVERNMENTS	0	0				
8. TARIFF OR REGULATED ACQUISITIONS	0	0				

PART II - STATISTICS ON SELECTED TYPES OF ACQUISITION

TYPE OF ACQUISITION	NUMBER OF ACTIONS	NET DOLLAR AMOUNT DOLLARS (000)
9. SMALL BUSINESS TOTAL SET-ASIDES	338	208
10. SMALL BUSINESS PARTIAL SET-ASIDES	0	0
11. TOTAL LABOR SURPLUS AREA SET-ASIDES	0	0
12. TOTAL LABOR SURPLUS AREA/SMALL BUSINESS SET-ASIDES	0	0
13. ACQUISITIONS FROM MINORITY AND DISADVANTAGED BUSINESS ENTERPRISES (13A+13B)	42	27
13A. DIRECTED TO LARGE OR SMALL MINORITY BUSINESS ENTERPRISES	42	27
13B. SMALL BUSINESS - DISADVANTAGED 8(A)	0	0
14. WOMEN-OWNED BUSINESS	13	14

FEDERAL PROCUREMENT DATA SYSTEM  
INTERSTATE COMMERCE COMMISSION  
FOURTH QUARTER FISCAL YEAR 1985 AND YEAR TO DATE

ACTIONS REPORTED INDIVIDUALLY ON SF-279

	ACTIONS	4Q \$(000)	YTD ACTIONS	YTD \$(000)	YTD % #	YTD % \$
INTERSTATE COMMERCE COMMISSION	2	31	25	1,037	100.000	100.000
TYPE CONTRACTOR						
BUS CONCERNS	2	31	23	811	92.000	78.206
EDUCATIONAL & NON-PROFIT	0	0	2	226	8.000	21.794
STATE LOC GOV	0	0	0	0	0.000	0.000
NON-DEFINED	0	0	0	0	0.000	0.000
METHODS OF PROC						
2 STEP	0	0	0	0	0.000	0.000
OTHER FORMAL ADV	0	0	0	0	0.000	0.000
NEG COMP	2	31	21	939	84.000	90.550
NEG NON-COMP	0	0	4	98	16.000	9.450
DIR FOR GOVS	0	0	0	0	0.000	0.000
TARIFF OR REG	0	0	0	0	0.000	0.000
SMALL BUSINESS AWARDS						
PRIME	1	19	7	262	28.000	25.265
TOTAL SET-ASIDE	0	0	2	28	8.000	2.700
PARTIAL SET-ASIDE	0	0	0	0	0.000	0.000
LABOR SURPLUS AREA						
TOTAL SET-ASIDE	0	0	0	0	0.000	0.000
TIE BID PREF	0	0	0	0	0.000	0.000
TOT LSA SM SET-ASIDE	0	0	0	0	0.000	0.000
SUB-TOTAL	0	0	0	0	0.000	0.000
NO PREF GIVEN	2	31	25	1,037	100.000	100.000
MINORITY & DISADVANT						
LG MINORITY	0	0	0	0	0.000	0.000
SM MINORITY	0	0	2	41	8.000	3.954
8A MINORITY	0	0	1	25	4.000	2.411
SUB-TOTAL	0	0	3	66	12.000	6.365
WOMEN OWNED	0	0	3	66	12.000	6.365
TYPE OF CONTRACT						
FIXED PRICE	2	31	23	988	92.000	95.275
COST	0	0	0	0	0.000	0.000
TIME & MATERIAL	0	0	2	49	8.000	4.725
LABOR HOUR	0	0	0	0	0.000	0.000
MULTI YEAR	0	0	0	0	0.000	0.000
SUBJECT TO STAT REQ						
WALSH HEALEY MFR	0	0	0	0	0.000	0.000
WALSH HEALEY DLR	0	0	3	71	12.000	6.847
SERVICE CONTRACTS	0	0	19	919	76.000	88.621
DAVIS BACON	0	0	0	0	0.000	0.000
NOT SUBJECT TO	2	31	3	47	12.000	4.532
KIND OF CONTRACT						
INITIAL LETTER	0	0	0	0	0.000	0.000
DEF SUPERSED LTR	0	0	0	0	0.000	0.000
DEFINITIVE	0	0	4	144	16.000	13.886
INTERNAL ORDER	0	0	0	0	0.000	0.000
MODIFICATION	0	0	3	196	12.000	18.901
GSA SCHEDULE	2	31	18	697	72.000	67.213
EXTERNAL ORDER	0	0	0	0	0.000	0.000
TERM FOR DEFAULT	0	0	0	0	0.000	0.000
TERM FOR CONVEN	0	0	0	0	0.000	0.000
PRODUCT OR SERVICE						
SUPPLIES & EQUIPMENT	1	12	1	12	4.000	1.157
RESEARCH & DEVELOPMENT	0	0	0	0	0.000	0.000
CONSTRUCTION	0	0	0	0	0.000	0.000
ARCHITECT ENGINEER	0	0	0	0	0.000	0.000
AUTOMATIC DATA PROCESSING SERVICES	0	0	4	162	16.000	15.622
ADP EQUIPMENT, PURCHASE & LEASE	1	19	3	58	12.000	5.593
REAL PROPERTY, PURCHASE & LEASE	0	0	0	0	0.000	0.000
OTHER SERVICES	0	0	17	805	68.000	77.628
CONSULTANT SERVICES	0	0	0	0	0.000	0.000

FEDERAL PROCUREMENT DATA SYSTEM  
 MERIT SYSTEMS PROTECTION BOARD  
 FOURTH QUARTER FISCAL YEAR 1985  
 ACTIONS REPORTED IN SUMMARY ON SF 281

PART I - TOTAL PRIME ACQUISITION ACTIONS REPORTED IN SUMMARY ON SF 281

ACQUISITION METHOD	NUMBER OF ACTIONS	TOTAL DOLLARS (000)	SMALL BUSINESS CONCERNS DOLLARS (000)	LARGE BUSINESS CONCERNS DOLLARS (000)	EDUCATIONAL & NON-PROFIT INSTITUTION DOLLARS (000)	OUTSIDE US POSSESSIONS DOLLARS (000)
1. TOTAL (2+7+8)	683	680				
2. SUBTOTAL (3+4+5+6)	683	680	411	269	0	0
3. FORMALLY ADVERTISED (INCLUDING 2 STEP)	0	0	0	0	0	0
4. NEGOTIATED COMPETITIVE	371	360	316	44	0	0
5. NEGOTIATED NON-COMPETITIVE	180	103	60	43	0	0
6. PROCUREMENT UNDER ANOTHER AGENCY'S CONTRACTS	132	217	35	182	0	0
6A. GSA SCHEDULES	132	217	35	182	0	0
6B. ANOTHER AGENCY'S CONTRACTS	0	0	0	0	0	0
7. DIRECTED CONTRACTS FOR FOREIGN GOVERNMENTS	0	0				
8. TARIFF OR REGULATED ACQUISITIONS	0	0				

PART II - STATISTICS ON SELECTED TYPES OF ACQUISITION

TYPE OF ACQUISITION	NUMBER OF ACTIONS	NET DOLLAR AMOUNT DOLLARS (000)
9. SMALL BUSINESS TOTAL SET-ASIDES	60	104
10. SMALL BUSINESS PARTIAL SET-ASIDES	0	0
11. TOTAL LABOR SURPLUS AREA SET-ASIDES	0	0
12. TOTAL LABOR SURPLUS AREA/SMALL BUSINESS SET-ASIDES	0	0
13. ACQUISITIONS FROM MINORITY AND DISADVANTAGED BUSINESS ENTERPRISES (13A+13B)	55	72
13A. DIRECTED TO LARGE OR SMALL MINORITY BUSINESS ENTERPRISES	53	71
13B. SMALL BUSINESS - DISADVANTAGED 8(A)	2	1
14. WOMEN-OWNED BUSINESS	48	57

FEDERAL PROCUREMENT DATA SYSTEM  
 MERIT SYSTEMS PROTECTION BOARD  
 FOURTH QUARTER FISCAL YEAR 1985 YEAR TO DATE  
 ACTIONS REPORTED IN SUMMARY ON SF 281

PART I - TOTAL PRIME ACQUISITION ACTIONS REPORTED IN SUMMARY ON SF 281

ACQUISITION METHOD	NUMBER OF ACTIONS	TOTAL DOLLARS (000)	SMALL BUSINESS CONCERNS DOLLARS (000)	LARGE BUSINESS CONCERNS DOLLARS (000)	EDUCATIONAL & NON-PROFIT INSTITUTION DOLLARS (000)	OUTSIDE US POSSESSIONS DOLLARS (000)
1. TOTAL (2+7+8)	1,776	2,229				
2. SUBTOTAL (3+4+5+6)	1,776	2,229	1,500	649	0	0
3. FORMALLY ADVERTISED (INCLUDING 2 STEP)	0	0	0	0	0	0
4. NEGOTIATED COMPETITIVE	948	1,016	910	106	0	0
5. NEGOTIATED NON-COMPETITIVE	463	373	267	106	0	0
6. PROCUREMENT UNDER ANOTHER AGENCY'S CONTRACTS	365	840	403	437	0	0
6A. GSA SCHEDULES	365	840	403	437	0	0
6B. ANOTHER AGENCY'S CONTRACTS	0	0	0	0	0	0
7. DIRECTED CONTRACTS FOR FOREIGN GOVERNMENTS	0	0				
8. TARIFF OR REGULATED ACQUISITIONS	0	0				

PART II - STATISTICS ON SELECTED TYPES OF ACQUISITION

TYPE OF ACQUISITION	NUMBER OF ACTIONS	NET DOLLAR AMOUNT DOLLARS (000)
9. SMALL BUSINESS TOTAL SET-ASIDES	168	242
10. SMALL BUSINESS PARTIAL SET-ASIDES	0	0
11. TOTAL LABOR SURPLUS AREA SET-ASIDES	0	0
12. TOTAL LABOR SURPLUS AREA/SMALL BUSINESS SET-ASIDES	0	0
13. ACQUISITIONS FROM MINORITY AND DISADVANTAGED BUSINESS ENTERPRISES (13A+13B)	111	183
13A. DIRECTED TO LARGE OR SMALL MINORITY BUSINESS ENTERPRISES	101	113
13B. SMALL BUSINESS - DISADVANTAGED 8(A)	10	70
14. WOMEN-OWNED BUSINESS	96	136

FEDERAL PROCUREMENT DATA SYSTEM  
 MERIT SYSTEMS PROTECTION BOARD  
 FOURTH QUARTER FISCAL YEAR 1985 AND YEAR TO DATE

ACTIONS REPORTED INDIVIDUALLY ON SF-279

	ACTIONS	4Q \$(000)	YTD ACTIONS	YTD \$(000)	YTD % #	YTD % \$
MERIT SYSTEMS PROTECTION BOARD	1	75	5	325	100.000	100.000
TYPE CONTRACTOR						
BUS CONCERNS	1	75	5	325	100.000	100.000
EDUCATIONAL & NON-PROFIT	0	0	0	0	0.000	0.000
STATE LOC GOV	0	0	0	0	0.000	0.000
NON-DEFINED	0	0	0	0	0.000	0.000
METHODS OF PROC						
2 STEP	0	0	0	0	0.000	0.000
OTHER FORMAL ADV	0	0	3	75	60.000	23.077
NEG COMP	0	0	0	0	0.000	0.000
NEG NON-COMP	0	0	0	0	0.000	0.000
DIR FOR GOVS	0	0	0	0	0.000	0.000
TARIFF OR REG	0	0	0	0	0.000	0.000
SMALL BUSINESS AWARDS						
PRIME	1	75	4	150	80.000	46.154
TOTAL SET-ASIDE	0	0	0	0	0.000	0.000
PARTIAL SET-ASIDE	0	0	0	0	0.000	0.000
LABOR SURPLUS AREA						
TOTAL SET-ASIDE	0	0	0	0	0.000	0.000
TIE BID PREF	0	0	0	0	0.000	0.000
TOT LSA SM SET-ASIDE	0	0	0	0	0.000	0.000
SUB-TOTAL	0	0	0	0	0.000	0.000
NO PREF GIVEN	1	75	5	325	100.000	100.000
MINORITY & DISADVANT						
LG MINORITY	0	0	0	0	0.000	0.000
SM MINORITY	0	0	0	0	0.000	0.000
BA MINORITY	0	0	0	0	0.000	0.000
SUB-TOTAL	0	0	0	0	0.000	0.000
WOMEN OWNED	0	0	3	75	60.000	23.077
TYPE OF CONTRACT						
FIXED PRICE	1	75	5	325	100.000	100.000
COST	0	0	0	0	0.000	0.000
TIME & MATERIAL	0	0	0	0	0.000	0.000
LABOR HOUR	0	0	0	0	0.000	0.000
MULTI YEAR	0	0	1	175	20.000	53.846
SUBJECT TO STAT REQ						
WALSH HEALEY MFR	1	75	2	250	40.000	76.923
WALSH HEALEY DLR	0	0	0	0	0.000	0.000
SERVICE CONTRACTS	0	0	3	75	60.000	23.077
DAVIS BACON	0	0	0	0	0.000	0.000
NOT SUBJECT TO	0	0	0	0	0.000	0.000
KIND OF CONTRACT						
INITIAL LETTER	0	0	0	0	0.000	0.000
DEF SUPERSED LTR	0	0	0	0	0.000	0.000
DEFINITIVE	1	75	5	325	100.000	100.000
INTERNAL ORDER	0	0	0	0	0.000	0.000
MODIFICATION	0	0	0	0	0.000	0.000
GSA SCHEDULE	0	0	0	0	0.000	0.000
EXTERNAL ORDER	0	0	0	0	0.000	0.000
TERM FOR DEFAULT	0	0	0	0	0.000	0.000
TERM FOR CONVEN	0	0	0	0	0.000	0.000
PRODUCT OR SERVICE						
SUPPLIES & EQUIPMENT	0	0	0	0	0.000	0.000
RESEARCH & DEVELOPMENT	0	0	0	0	0.000	0.000
CONSTRUCTION	0	0	0	0	0.000	0.000
ARCHITECT ENGINEER	0	0	0	0	0.000	0.000
AUTOMATIC DATA PROCESSING SERVICES	0	0	0	0	0.000	0.000
ADP EQUIPMENT, PURCHASE & LEASE	0	0	1	175	20.000	53.846
REAL PROPERTY, PURCHASE & LEASE	0	0	0	0	0.000	0.000
OTHER SERVICES	1	75	4	150	80.000	46.154
CONSULTANT SERVICES	0	0	0	0	0.000	0.000

FEDERAL PROCUREMENT DATA SYSTEM  
 NATIONAL AERONAUTICS & SPACE ADMIN  
 FOURTH QUARTER FISCAL YEAR 1985  
 ACTIONS REPORTED IN SUMMARY ON SF 281

PART I - TOTAL PRIME ACQUISITION ACTIONS REPORTED IN SUMMARY ON SF 281

ACQUISITION METHOD	NUMBER OF ACTIONS	TOTAL DOLLARS (000)	SMALL BUSINESS CONCERNS	LARGE BUSINESS CONCERNS	EDUCATIONAL & NON-PROFIT INSTITUTION	OUTSIDE US POSSESSIONS
			DOLLARS (000)	DOLLARS (000)	DOLLARS (000)	DOLLARS (000)
1. TOTAL (2+7+8)	30,061	36,782				
2. SUBTOTAL (3+4+5+6)	30,061	36,782	13,349	21,844	1,488	101
3. FORMALLY ADVERTISED (INCLUDING 2 STEP)	152	1,228	475	753	0	0
4. NEGOTIATED COMPETITIVE	9,781	6,539	4,560	1,898	81	0
5. NEGOTIATED NON-COMPETITIVE	15,649	16,178	4,204	10,466	1,407	101
6. PROCUREMENT UNDER ANOTHER AGENCY'S CONTRACTS	4,479	12,837	4,110	8,727	0	0
6A. GSA SCHEDULES	4,479	12,837	4,110	8,727	0	0
6B. ANOTHER AGENCY'S CONTRACTS	0	0	0	0	0	0
7. DIRECTED CONTRACTS FOR FOREIGN GOVERNMENTS	0	0				
8. TARIFF OR REGULATED ACQUISITIONS	0	0				

PART II - STATISTICS ON SELECTED TYPES OF ACQUISITION

TYPE OF ACQUISITION	NUMBER OF ACTIONS	NET DOLLAR AMOUNT DOLLARS (000)
9. SMALL BUSINESS TOTAL SET-ASIDES	9,755	9,145
10. SMALL BUSINESS PARTIAL SET-ASIDES	0	0
11. TOTAL LABOR SURPLUS AREA SET-ASIDES	0	0
12. TOTAL LABOR SURPLUS AREA/SMALL BUSINESS SET-ASIDES	0	0
13. ACQUISITIONS FROM MINORITY AND DISADVANTAGED BUSINESS ENTERPRISES (13A+13B)	291	980
13A. DIRECTED TO LARGE OR SMALL MINORITY BUSINESS ENTERPRISES	271	350
13B. SMALL BUSINESS - DISADVANTAGED 8(A)	20	630
14. WOMEN-OWNED BUSINESS	818	893

FEDERAL PROCUREMENT DATA SYSTEM  
 NATIONAL AERONAUTICS & SPACE ADMIN  
 FOURTH QUARTER FISCAL YEAR 1985 YEAR TO DATE  
 ACTIONS REPORTED IN SUMMARY ON SF 281

PART I - TOTAL PRIME ACQUISITION ACTIONS REPORTED IN SUMMARY ON SF 281

ACQUISITION METHOD	NUMBER OF ACTIONS	TOTAL DOLLARS (000)	SMALL BUSINESS CONCERNS	LARGE BUSINESS CONCERNS	EDUCATIONAL & NON-PROFIT INSTITUTION	OUTSIDE US POSSESSIONS
			DOLLARS (000)	DOLLARS (000)	DOLLARS (000)	DOLLARS (000)
1. TOTAL (2+7+8)	91,690	171,502				
2. SUBTOTAL (3+4+5+6)	91,690	171,502	86,200	79,580	5,106	616
3. FORMALLY ADVERTISED (INCLUDING 2 STEP)	180	3,842	471	3,371	0	0
4. NEGOTIATED COMPETITIVE	27,451	57,921	47,628	10,184	107	2
5. NEGOTIATED NON-COMPETITIVE	51,003	59,957	25,791	28,553	4,999	614
6. PROCUREMENT UNDER ANOTHER AGENCY'S CONTRACTS	13,056	49,782	12,310	37,472	0	0
6A. GSA SCHEDULES	13,056	49,782	12,310	37,472	0	0
6B. ANOTHER AGENCY'S CONTRACTS	0	0	0	0	0	0
7. DIRECTED CONTRACTS FOR FOREIGN GOVERNMENTS	0	0				
8. TARIFF OR REGULATED ACQUISITIONS	0	0				

PART II - STATISTICS ON SELECTED TYPES OF ACQUISITION

TYPE OF ACQUISITION	NUMBER OF ACTIONS	NET DOLLAR AMOUNT DOLLARS (000)
9. SMALL BUSINESS TOTAL SET-ASIDES	27,628	60,409
10. SMALL BUSINESS PARTIAL SET-ASIDES	0	0
11. TOTAL LABOR SURPLUS AREA SET-ASIDES	0	0
12. TOTAL LABOR SURPLUS AREA/SMALL BUSINESS SET-ASIDES	0	0
13. ACQUISITIONS FROM MINORITY AND DISADVANTAGED BUSINESS ENTERPRISES (13A+13B)	1,269	2,100
13A. DIRECTED TO LARGE OR SMALL MINORITY BUSINESS ENTERPRISES	1,218	1,171
13B. SMALL BUSINESS - DISADVANTAGED 8(A)	51	929
14. WOMEN-OWNED BUSINESS	2,891	2,486



FEDERAL PROCUREMENT DATA SYSTEM  
 NATIONAL AERONAUTICS & SPACE ADMIN  
 FOURTH QUARTER FISCAL YEAR 1985 AND YEAR TO DATE

ACTIONS REPORTED INDIVIDUALLY ON SF-279

	ACTIONS	4Q \$(000)	YTD ACTIONS	YTD \$(000)	YTD % #	YTD % \$
NATIONAL AERONAUTICS & SPACE ADMIN	7,941	1,851,378	23,572	7,426,643	100.000	100.000
TYPE CONTRACTOR						
BUS CONCERNS	7,171	1,690,303	20,992	6,478,550	89.055	87.234
EDUCATIONAL & NON-PROFIT	454	136,698	1,678	843,439	7.119	11.357
STATE LOC GOV	268	15,342	765	63,797	3.245	0.859
NON-DEFINED	48	9,035	137	40,857	0.581	0.550
METHODS OF PROC						
2 STEP	5	789	12	1,522	0.051	0.020
OTHER FORMAL ADV	251	7,658	1,254	56,252	5.320	0.757
NEG COMP	4,168	1,220,321	12,257	4,897,561	51.998	65.946
NEG NON-COMP	2,840	562,588	9,243	2,405,569	39.212	32.391
DIR FOR GOVS	0	0	0	0	0.000	0.000
TARIFF OR REG	5	562	7	927	0.030	0.012
SMALL BUSINESS AWARDS						
PRIME	3,245	159,496	10,053	557,827	42.648	7.511
TOTAL SET-ASIDE	948	45,957	2,925	175,080	12.409	2.357
PARTIAL SET-ASIDE	0	0	0	0	0.000	0.000
LABOR SURPLUS AREA						
TOTAL SET-ASIDE	2	9	6	126	0.025	0.002
TIE BID PREF	0	0	0	0	0.000	0.000
TOT LSA SM SET-ASIDE	253	4,069	1,022	16,871	4.336	0.227
SUB-TOTAL	255	4,078	1,028	16,997	4.361	0.229
NO PREF GIVEN	7,686	1,847,300	22,544	7,409,646	95.639	99.771
MINORITY & DISADVANT						
LG MINORITY	149	4,799	334	10,924	1.417	0.147
SM MINORITY	247	12,075	675	43,634	2.864	0.588
8A MINORITY	809	34,300	2,608	126,150	11.064	1.699
SUB-TOTAL	1,205	51,174	3,617	180,708	15.344	2.433
WOMEN OWNED	351	11,557	1,044	36,548	4.429	0.492
TYPE OF CONTRACT						
FIXED PRICE	3,415	253,195	10,784	937,839	45.749	12.628
COST	4,248	1,596,630	11,855	6,483,522	50.293	87.301
TIME & MATERIAL	274	1,563	921	4,834	3.907	0.065
LABOR HOUR	4	-10	12	448	0.051	0.006
MULTI YEAR	0	0	0	0	0.000	0.000
SUBJECT TO STAT REQ						
WALSH HEALEY MFR	1,434	327,717	3,925	1,319,102	16.651	17.762
WALSH HEALEY DLR	679	43,036	2,220	157,994	9.418	2.127
SERVICE CONTRACTS	2,246	513,808	6,091	1,689,611	25.840	22.751
DAVIS BACON	817	69,236	2,898	179,882	12.294	2.422
NOT SUBJECT TO	2,765	897,581	8,438	4,080,054	35.797	54.938
KIND OF CONTRACT						
INITIAL LETTER	15	2,205	56	10,018	0.238	0.135
DEF SUPERSED LTR	1	53	5	653	0.021	0.009
DEFINITIVE	830	171,142	2,639	514,122	11.195	6.923
INTERNAL ORDER	3	299	3	299	0.013	0.004
MODIFICATION	6,816	1,661,029	20,079	6,847,758	85.182	92.205
GSA SCHEDULE	267	16,291	758	51,869	3.216	0.698
EXTERNAL ORDER	4	589	25	2,254	0.106	0.030
TERM FOR DEFAULT	1	-39	1	-39	0.004	-0.001
TERM FOR CONVEN	4	-191	6	-291	0.025	-0.004
PRODUCT OR SERVICE						
SUPPLIES & EQUIPMENT	634	91,191	1,881	283,426	7.980	3.816
RESEARCH & DEVELOPMENT	2,574	1,035,287	7,310	4,394,577	31.011	59.173
CONSTRUCTION	1,096	87,060	3,758	240,632	15.943	3.240
ARCHITECT ENGINEER	168	5,340	636	31,707	2.698	0.427
AUTOMATIC DATA PROCESSING SERVICES	530	69,830	1,553	249,695	6.588	3.362
ADP EQUIPMENT, PURCHASE & LEASE	597	49,618	1,576	136,120	6.686	1.833
REAL PROPERTY, PURCHASE & LEASE	5	110	28	1,016	0.119	0.014
OTHER SERVICES	2,337	512,942	6,830	2,089,470	28.975	28.135
CONSULTANT SERVICES	17	2,240	36	4,886	0.153	0.066

FEDERAL PROCUREMENT DATA SYSTEM  
 NAT'L ARCHIVES & RECORDS ADM  
 FOURTH QUARTER FISCAL YEAR 1985  
 ACTIONS REPORTED IN SUMMARY ON SF 281

PART I - TOTAL PRIME ACQUISITION ACTIONS REPORTED IN SUMMARY ON SF 281

ACQUISITION METHOD	NUMBER OF ACTIONS	TOTAL DOLLARS (000)	SMALL BUSINESS CONCERNS DOLLARS (000)	LARGE BUSINESS CONCERNS DOLLARS (000)	EDUCATIONAL & NON-PROFIT INSTITUTION DOLLARS (000)	OUTSIDE US POSSESSIONS DOLLARS (000)
1. TOTAL (2+7+8)	1,970	1,259				
2. SUBTOTAL (3+4+5+6)	1,970	1,259	871	386	2	0
3. FORMALLY ADVERTISED (INCLUDING 2 STEP)	0	0	0	0	0	0
4. NEGOTIATED COMPETITIVE	450	345	304	41	0	0
5. NEGOTIATED NON-COMPETITIVE	1,052	265	222	41	2	0
6. PROCUREMENT UNDER ANOTHER AGENCY'S CONTRACTS	468	649	345	304	0	0
6A. GSA SCHEDULES	468	649	345	304	0	0
6B. ANOTHER AGENCY'S CONTRACTS	0	0	0	0	0	0
7. DIRECTED CONTRACTS FOR FOREIGN GOVERNMENTS	0	0				
8. TARIFF OR REGULATED ACQUISITIONS	0	0				

PART II - STATISTICS ON SELECTED TYPES OF ACQUISITION

TYPE OF ACQUISITION	NUMBER OF ACTIONS	NET DOLLAR AMOUNT DOLLARS (000)
9. SMALL BUSINESS TOTAL SET-ASIDES	1,604	871
10. SMALL BUSINESS PARTIAL SET-ASIDES	0	0
11. TOTAL LABOR SURPLUS AREA SET-ASIDES	0	0
12. TOTAL LABOR SURPLUS AREA/SMALL BUSINESS SET-ASIDES	0	0
13. ACQUISITIONS FROM MINORITY AND DISADVANTAGED BUSINESS ENTERPRISES (13A+13B)	24	16
13A. DIRECTED TO LARGE OR SMALL MINORITY BUSINESS ENTERPRISES	24	16
13B. SMALL BUSINESS - DISADVANTAGED 8(A)	0	0
14. WOMEN-OWNED BUSINESS	8	20

FEDERAL PROCUREMENT DATA SYSTEM  
 NAT'L ARCHIVES & RECORDS ADM  
 FOURTH QUARTER FISCAL YEAR 1985 YEAR TO DATE  
 ACTIONS REPORTED IN SUMMARY ON SF 281

PART I - TOTAL PRIME ACQUISITION ACTIONS REPORTED IN SUMMARY ON SF 281

ACQUISITION METHOD	NUMBER OF ACTIONS	TOTAL DOLLARS (000)	SMALL BUSINESS CONCERNS DOLLARS (000)	LARGE BUSINESS CONCERNS DOLLARS (000)	EDUCATIONAL & NON-PROFIT INSTITUTION DOLLARS (000)	OUTSIDE US POSSESSIONS DOLLARS (000)
1. TOTAL (2+7+8)	1,970	1,259				
2. SUBTOTAL (3+4+5+6)	1,970	1,259	871	386	2	0
3. FORMALLY ADVERTISED (INCLUDING 2 STEP)	0	0	0	0	0	0
4. NEGOTIATED COMPETITIVE	450	345	304	41	0	0
5. NEGOTIATED NON-COMPETITIVE	1,052	265	222	41	2	0
6. PROCUREMENT UNDER ANOTHER AGENCY'S CONTRACTS	468	649	345	304	0	0
6A. GSA SCHEDULES	468	649	345	304	0	0
6B. ANOTHER AGENCY'S CONTRACTS	0	0	0	0	0	0
7. DIRECTED CONTRACTS FOR FOREIGN GOVERNMENTS	0	0				
8. TARIFF OR REGULATED ACQUISITIONS	0	0				

PART II - STATISTICS ON SELECTED TYPES OF ACQUISITION

TYPE OF ACQUISITION	NUMBER OF ACTIONS	NET DOLLAR AMOUNT DOLLARS (000)
9. SMALL BUSINESS TOTAL SET-ASIDES	1,604	871
10. SMALL BUSINESS PARTIAL SET-ASIDES	0	0
11. TOTAL LABOR SURPLUS AREA SET-ASIDES	0	0
12. TOTAL LABOR SURPLUS AREA/SMALL BUSINESS SET-ASIDES	0	0
13. ACQUISITIONS FROM MINORITY AND DISADVANTAGED BUSINESS ENTERPRISES (13A+13B)	24	16
13A. DIRECTED TO LARGE OR SMALL MINORITY BUSINESS ENTERPRISES	24	16
13B. SMALL BUSINESS - DISADVANTAGED 8(A)	0	0
14. WOMEN-OWNED BUSINESS	8	20

FEDERAL PROCUREMENT DATA SYSTEM  
 NAT'L ARCHIVES & RECORDS ADM  
 FOURTH QUARTER FISCAL YEAR 1985 AND YEAR TO DATE

ACTIONS REPORTED INDIVIDUALLY ON SF-279

	ACTIONS	4Q \$(000)	YTD ACTIONS	YTD \$(000)	YTD % #	YTD % \$
NAT'L ARCHIVES & RECORDS ADM	23	1,049	37	1,287	100.000	100.000
TYPE CONTRACTOR						
BUS CONCERNS	23	1,049	37	1,287	100.000	100.000
EDUCATIONAL & NON-PROFIT	0	0	0	0	0.000	0.000
STATE LOC GOV	0	0	0	0	0.000	0.000
NON-DEFINED	0	0	0	0	0.000	0.000
METHODS OF PROC						
2 STEP	0	0	0	0	0.000	0.000
OTHER FORMAL ADV	1	11	1	11	2.703	0.855
NEG COMP	11	361	21	540	56.757	41.958
NEG NON-COMP	0	0	0	0	0.000	0.000
DIR FOR GOVS	0	0	0	0	0.000	0.000
TARIFF OR REG	1	16	1	16	2.703	1.243
SMALL BUSINESS AWARDS						
PRIME	13	802	20	908	54.054	70.552
TOTAL SET-ASIDE	1	10	1	10	2.703	0.777
PARTIAL SET-ASIDE	0	0	0	0	0.000	0.000
LABOR SURPLUS AREA						
TOTAL SET-ASIDE	0	0	0	0	0.000	0.000
TIE BID PREF	1	19	1	19	2.703	1.476
TOT LSA SM SET-ASIDE	0	0	0	0	0.000	0.000
SUB-TOTAL	1	19	1	19	2.703	1.476
NO PREF GIVEN	22	1,030	36	1,268	97.297	98.524
MINORITY & DISADVANT						
LG MINORITY	0	0	0	0	0.000	0.000
SM MINORITY	0	0	0	0	0.000	0.000
8A MINORITY	0	0	0	0	0.000	0.000
SUB-TOTAL	0	0	0	0	0.000	0.000
WOMEN OWNED	0	0	0	0	0.000	0.000
TYPE OF CONTRACT						
FIXED PRICE	23	1,049	37	1,287	100.000	100.000
COST	0	0	0	0	0.000	0.000
TIME & MATERIAL	0	0	0	0	0.000	0.000
LABOR HOUR	0	0	0	0	0.000	0.000
MULTI YEAR	1	280	1	280	2.703	21.756
SUBJECT TO STAT REQ						
WALSH HEALEY MFR	13	439	24	629	64.865	48.873
WALSH HEALEY DLR	3	54	6	102	16.216	7.925
SERVICE CONTRACTS	6	536	6	536	16.216	41.647
DAVIS BACON	1	20	1	20	2.703	1.554
NOT SUBJECT TO	0	0	0	0	0.000	0.000
KIND OF CONTRACT						
INITIAL LETTER	0	0	0	0	0.000	0.000
DEF SUPERSED LTR	0	0	0	0	0.000	0.000
DEFINITIVE	0	0	0	0	0.000	0.000
INTERNAL ORDER	8	627	10	663	27.027	51.515
MODIFICATION	0	0	0	0	0.000	0.000
GSA SCHEDULE	15	422	27	624	72.973	48.485
EXTERNAL ORDER	0	0	0	0	0.000	0.000
TERM FOR DEFAULT	0	0	0	0	0.000	0.000
TERM FOR CONVEN	0	0	0	0	0.000	0.000
PRODUCT OR SERVICE						
SUPPLIES & EQUIPMENT	13	446	21	587	56.757	45.610
RESEARCH & DEVELOPMENT	0	0	0	0	0.000	0.000
CONSTRUCTION	1	20	1	20	2.703	1.554
ARCHITECT ENGINEER	0	0	0	0	0.000	0.000
AUTOMATIC DATA PROCESSING SERVICES	0	0	0	0	0.000	0.000
ADP EQUIPMENT, PURCHASE & LEASE	2	31	8	128	21.622	9.946
REAL PROPERTY, PURCHASE & LEASE	0	0	0	0	0.000	0.000
OTHER SERVICES	7	552	7	552	18.919	42.890
CONSULTANT SERVICES	0	0	0	0	0.000	0.000

FEDERAL PROCUREMENT DATA SYSTEM  
 NATIONAL CAPITAL PLANNING COMMISSION  
 FOURTH QUARTER FISCAL YEAR 1985  
 ACTIONS REPORTED IN SUMMARY ON SF 281

PART I - TOTAL PRIME ACQUISITION ACTIONS REPORTED IN SUMMARY ON SF 281

ACQUISITION METHOD	NUMBER OF ACTIONS	TOTAL DOLLARS (000)	SMALL BUSINESS CONCERNS DOLLARS (000)	LARGE BUSINESS CONCERNS DOLLARS (000)	EDUCATIONAL & NON-PROFIT INSTITUTION DOLLARS (000)	OUTSIDE US POSSESSIONS DOLLARS (000)
1. TOTAL (2+7+8)	65	103				
2. SUBTOTAL (3+4+5+6)	65	103	59	25	19	0
3. FORMALLY ADVERTISED (INCLUDING 2 STEP)	0	0	0	0	0	0
4. NEGOTIATED COMPETITIVE	35	39	38	1	0	0
5. NEGOTIATED NON-COMPETITIVE	16	19	0	0	19	0
6. PROCUREMENT UNDER ANOTHER AGENCY'S CONTRACTS	16	45	21	24	0	0
6A. GSA SCHEDULES	13	42	18	24	0	0
6B. ANOTHER AGENCY'S CONTRACTS	3	3	3	0	0	0
7. DIRECTED CONTRACTS FOR FOREIGN GOVERNMENTS	0	0				
8. TARIFF OR REGULATED ACQUISITIONS	0	0				

PART II - STATISTICS ON SELECTED TYPES OF ACQUISITION

TYPE OF ACQUISITION	NUMBER OF ACTIONS	NET DOLLAR AMOUNT DOLLARS (000)
9. SMALL BUSINESS TOTAL SET-ASIDES	0	0
10. SMALL BUSINESS PARTIAL SET-ASIDES	0	0
11. TOTAL LABOR SURPLUS AREA SET-ASIDES	0	0
12. TOTAL LABOR SURPLUS AREA/SMALL BUSINESS SET-ASIDES	0	0
13. ACQUISITIONS FROM MINORITY AND DISADVANTAGED BUSINESS ENTERPRISES (13A+13B)	0	0
13A. DIRECTED TO LARGE OR SMALL MINORITY BUSINESS ENTERPRISES	0	0
13B. SMALL BUSINESS - DISADVANTAGED 8(A)	0	0
14. WOMEN-OWNED BUSINESS	3	3

FEDERAL PROCUREMENT DATA SYSTEM  
 NATIONAL CAPITAL PLANNING COMMISSION  
 FOURTH QUARTER FISCAL YEAR 1985 YEAR TO DATE  
 ACTIONS REPORTED IN SUMMARY ON SF 281

PART I - TOTAL PRIME ACQUISITION ACTIONS REPORTED IN SUMMARY ON SF 281

ACQUISITION METHOD	NUMBER OF ACTIONS	TOTAL DOLLARS (000)	SMALL BUSINESS CONCERNS DOLLARS (000)	LARGE BUSINESS CONCERNS DOLLARS (000)	EDUCATIONAL & NON-PROFIT INSTITUTION DOLLARS (000)	OUTSIDE US POSSESSIONS DOLLARS (000)
1. TOTAL (2+7+8)	215	155				
2. SUBTOTAL (3+4+5+6)	215	155	81	47	27	0
3. FORMALLY ADVERTISED (INCLUDING 2 STEP)	0	0	0	0	0	0
4. NEGOTIATED COMPETITIVE	105	52	45	7	0	0
5. NEGOTIATED NON-COMPETITIVE	39	27	0	0	27	0
6. PROCUREMENT UNDER ANOTHER AGENCY'S CONTRACTS	71	76	36	40	0	0
6A. GSA SCHEDULES	59	66	26	40	0	0
6B. ANOTHER AGENCY'S CONTRACTS	12	10	10	0	0	0
7. DIRECTED CONTRACTS FOR FOREIGN GOVERNMENTS	0	0				
8. TARIFF OR REGULATED ACQUISITIONS	0	0				

PART II - STATISTICS ON SELECTED TYPES OF ACQUISITION

TYPE OF ACQUISITION	NUMBER OF ACTIONS	NET DOLLAR AMOUNT DOLLARS (000)
9. SMALL BUSINESS TOTAL SET-ASIDES	0	0
10. SMALL BUSINESS PARTIAL SET-ASIDES	0	0
11. TOTAL LABOR SURPLUS AREA SET-ASIDES	0	0
12. TOTAL LABOR SURPLUS AREA/SMALL BUSINESS SET-ASIDES	0	0
13. ACQUISITIONS FROM MINORITY AND DISADVANTAGED BUSINESS ENTERPRISES (13A+13B)	0	0
13A. DIRECTED TO LARGE OR SMALL MINORITY BUSINESS ENTERPRISES	0	0
13B. SMALL BUSINESS - DISADVANTAGED 8(A)	0	0
14. WOMEN-OWNED BUSINESS	10	8

FEDERAL PROCUREMENT DATA SYSTEM  
 NATIONAL CAPITAL PLANNING COMMISSION  
 FOURTH QUARTER FISCAL YEAR 1985 AND YEAR TO DATE

ACTIONS REPORTED INDIVIDUALLY ON SF-279

	ACTIONS	4Q \$(000)	YTD ACTIONS	YTD \$(000)	YTD % #	YTD % \$
NATIONAL CAPITAL PLANNING COMMISSION	0	0	0	0	0.000	0.000
TYPE CONTRACTOR						
BUS CONCERNS	0	0	0	0	0.000	0.000
EDUCATIONAL & NON-PROFIT	0	0	0	0	0.000	0.000
STATE LOC GOV	0	0	0	0	0.000	0.000
NON-DEFINED	0	0	0	0	0.000	0.000
METHODS OF PROC						
2 STEP	0	0	0	0	0.000	0.000
OTHER FORMAL ADV	0	0	0	0	0.000	0.000
NEG COMP	0	0	0	0	0.000	0.000
NEG NON-COMP	0	0	0	0	0.000	0.000
DIR FOR GOVS	0	0	0	0	0.000	0.000
TARIFF OR REG	0	0	0	0	0.000	0.000
SMALL BUSINESS AWARDS						
PRIME	0	0	0	0	0.000	0.000
TOTAL SET-ASIDE	0	0	0	0	0.000	0.000
PARTIAL SET-ASIDE	0	0	0	0	0.000	0.000
LABOR SURPLUS AREA						
TOTAL SET-ASIDE	0	0	0	0	0.000	0.000
TIE BID PREF	0	0	0	0	0.000	0.000
TOT LSA SM SET-ASIDE	0	0	0	0	0.000	0.000
SUB-TOTAL	0	0	0	0	0.000	0.000
NO PREF GIVEN	0	0	0	0	0.000	0.000
MINORITY & DISADVANT						
LG MINORITY	0	0	0	0	0.000	0.000
SM MINORITY	0	0	0	0	0.000	0.000
8A MINORITY	0	0	0	0	0.000	0.000
SUB-TOTAL	0	0	0	0	0.000	0.000
WOMEN OWNED	0	0	0	0	0.000	0.000
TYPE OF CONTRACT						
FIXED PRICE	0	0	0	0	0.000	0.000
COST	0	0	0	0	0.000	0.000
TIME & MATERIAL	0	0	0	0	0.000	0.000
LABOR HOUR	0	0	0	0	0.000	0.000
MULTI YEAR	0	0	0	0	0.000	0.000
SUBJECT TO STAT REQ						
WALSH HEALEY MFR	0	0	0	0	0.000	0.000
WALSH HEALEY DLR	0	0	0	0	0.000	0.000
SERVICE CONTRACTS	0	0	0	0	0.000	0.000
DAVIS BACON	0	0	0	0	0.000	0.000
NOT SUBJECT TO	0	0	0	0	0.000	0.000
KIND OF CONTRACT						
INITIAL LETTER	0	0	0	0	0.000	0.000
DEF SUPERSED LTR	0	0	0	0	0.000	0.000
DEFINITIVE	0	0	0	0	0.000	0.000
INTERNAL ORDER	0	0	0	0	0.000	0.000
MODIFICATION	0	0	0	0	0.000	0.000
GSA SCHEDULE	0	0	0	0	0.000	0.000
EXTERNAL ORDER	0	0	0	0	0.000	0.000
TERM FOR DEFAULT	0	0	0	0	0.000	0.000
TERM FOR CONVEN	0	0	0	0	0.000	0.000
PRODUCT OR SERVICE						
SUPPLIES & EQUIPMENT	0	0	0	0	0.000	0.000
RESEARCH & DEVELOPMENT	0	0	0	0	0.000	0.000
CONSTRUCTION	0	0	0	0	0.000	0.000
ARCHITECT ENGINEER	0	0	0	0	0.000	0.000
AUTOMATIC DATA PROCESSING SERVICES	0	0	0	0	0.000	0.000
ADP EQUIPMENT, PURCHASE & LEASE	0	0	0	0	0.000	0.000
REAL PROPERTY, PURCHASE & LEASE	0	0	0	0	0.000	0.000
OTHER SERVICES	0	0	0	0	0.000	0.000
CONSULTANT SERVICES	0	0	0	0	0.000	0.000

FEDERAL PROCUREMENT DATA SYSTEM  
 NATL FOUNDATION ON ARTS AND HUMANITIES  
 FOURTH QUARTER FISCAL YEAR 1985  
 ACTIONS REPORTED IN SUMMARY ON SF 281

PART I - TOTAL PRIME ACQUISITION ACTIONS REPORTED IN SUMMARY ON SF 281

ACQUISITION METHOD	NUMBER OF ACTIONS	TOTAL DOLLARS (000)	SMALL BUSINESS CONCERNS DOLLARS (000)	LARGE BUSINESS CONCERNS DOLLARS (000)	EDUCATIONAL & NON-PROFIT INSTITUTION DOLLARS (000)	OUTSIDE US POSSESSIONS DOLLARS (000)
1. TOTAL (2+7+8)	634	38				
2. SUBTOTAL (3+4+5+6)	634	38	28	10	0	0
3. FORMALLY ADVERTISED (INCLUDING 2 STEP)	0	0	0	0	0	0
4. NEGOTIATED COMPETITIVE	7	6	5	1	0	0
5. NEGOTIATED NON-COMPETITIVE	56	22	18	4	0	0
6. PROCUREMENT UNDER ANOTHER AGENCY'S CONTRACTS	571	10	5	5	0	0
6A. GSA SCHEDULES	571	10	5	5	0	0
6B. ANOTHER AGENCY'S CONTRACTS	0	0	0	0	0	0
7. DIRECTED CONTRACTS FOR FOREIGN GOVERNMENTS	0	0				
8. TARIFF OR REGULATED ACQUISITIONS	0	0				

PART II - STATISTICS ON SELECTED TYPES OF ACQUISITION

TYPE OF ACQUISITION	NUMBER OF ACTIONS	NET DOLLAR AMOUNT DOLLARS (000)
9. SMALL BUSINESS TOTAL SET-ASIDES	3	3
10. SMALL BUSINESS PARTIAL SET-ASIDES	0	0
11. TOTAL LABOR SURPLUS AREA SET-ASIDES	0	0
12. TOTAL LABOR SURPLUS AREA/SMALL BUSINESS SET-ASIDES	0	0
13. ACQUISITIONS FROM MINORITY AND DISADVANTAGED BUSINESS ENTERPRISES (13A+13B)	2	1
13A. DIRECTED TO LARGE OR SMALL MINORITY BUSINESS ENTERPRISES	2	1
13B. SMALL BUSINESS - DISADVANTAGED 8(A)	0	0
14. WOMEN-OWNED BUSINESS	0	0

FEDERAL PROCUREMENT DATA SYSTEM  
 NATL FOUNDATION ON ARTS AND HUMANITIES  
 FOURTH QUARTER FISCAL YEAR 1985 YEAR TO DATE  
 ACTIONS REPORTED IN SUMMARY ON SF 281

PART I - TOTAL PRIME ACQUISITION ACTIONS REPORTED IN SUMMARY ON SF 281

ACQUISITION METHOD	NUMBER OF ACTIONS	TOTAL DOLLARS (000)	SMALL BUSINESS CONCERNS DOLLARS (000)	LARGE BUSINESS CONCERNS DOLLARS (000)	EDUCATIONAL & NON-PROFIT INSTITUTION DOLLARS (000)	OUTSIDE US POSSESSIONS DOLLARS (000)
1. TOTAL (2+7+8)	1,902	413				
2. SUBTOTAL (3+4+5+6)	1,902	413	219	194	0	0
3. FORMALLY ADVERTISED (INCLUDING 2 STEP)	0	0	0	0	0	0
4. NEGOTIATED COMPETITIVE	429	218	113	105	0	0
5. NEGOTIATED NON-COMPETITIVE	211	117	86	31	0	0
6. PROCUREMENT UNDER ANOTHER AGENCY'S CONTRACTS	1,251	58	15	43	0	0
6A. GSA SCHEDULES	1,262	78	20	58	0	0
6B. ANOTHER AGENCY'S CONTRACTS	0	0	0	0	0	0
7. DIRECTED CONTRACTS FOR FOREIGN GOVERNMENTS	0	0				
8. TARIFF OR REGULATED ACQUISITIONS	0	0				

PART II - STATISTICS ON SELECTED TYPES OF ACQUISITION

TYPE OF ACQUISITION	NUMBER OF ACTIONS	NET DOLLAR AMOUNT DOLLARS (000)
9. SMALL BUSINESS TOTAL SET-ASIDES	3	3
10. SMALL BUSINESS PARTIAL SET-ASIDES	0	0
11. TOTAL LABOR SURPLUS AREA SET-ASIDES	0	0
12. TOTAL LABOR SURPLUS AREA/SMALL BUSINESS SET-ASIDES	0	0
13. ACQUISITIONS FROM MINORITY AND DISADVANTAGED BUSINESS ENTERPRISES (13A+13B)	30	30
13A. DIRECTED TO LARGE OR SMALL MINORITY BUSINESS ENTERPRISES	29	29
13B. SMALL BUSINESS - DISADVANTAGED 8(A)	1	1
14. WOMEN-OWNED BUSINESS	0	0

FEDERAL PROCUREMENT DATA SYSTEM  
 NATL FOUNDATION ON ARTS AND HUMANITIES  
 FOURTH QUARTER FISCAL YEAR 1985 AND YEAR TO DATE

ACTIONS REPORTED INDIVIDUALLY ON SF-279

	ACTIONS	4Q \$(000)	YTD ACTIONS	YTD \$(000)	YTD % #	YTD % \$
NATL FOUNDATION ON ARTS AND HUMANITIES	4	169	33	1,678	100.000	100.000
TYPE CONTRACTOR						
BUS CONCERNS	3	70	29	1,081	87.879	64.422
EDUCATIONAL & NON-PROFIT	1	99	4	597	12.121	35.578
STATE LOC GOV	0	0	0	0	0.000	0.000
NON-DEFINED	0	0	0	0	0.000	0.000
METHODS OF PROC						
2 STEP	0	0	0	0	0.000	0.000
OTHER FORMAL ADV	0	0	0	0	0.000	0.000
NEG COMP	3	70	15	698	45.455	41.597
NEG NON-COMP	0	0	17	881	51.515	52.503
DIR FOR GOVS	0	0	0	0	0.000	0.000
TARIFF OR REG	0	0	0	0	0.000	0.000
SMALL BUSINESS AWARDS						
PRIME	0	0	17	750	51.515	44.696
TOTAL SET-ASIDE	0	0	2	27	6.061	1.609
PARTIAL SET-ASIDE	0	0	0	0	0.000	0.000
LABOR SURPLUS AREA						
TOTAL SET-ASIDE	0	0	0	0	0.000	0.000
TIE BID PREF	0	0	1	45	3.030	2.682
TOT LSA SM SET-ASIDE	0	0	0	0	0.000	0.000
SUB-TOTAL	0	0	1	45	3.030	2.682
NO PREF GIVEN	4	169	32	1,633	96.970	97.318
MINORITY & DISADVANT						
LG MINORITY	0	0	0	0	0.000	0.000
SM MINORITY	0	0	2	271	6.061	16.150
8A MINORITY	0	0	1	65	3.030	3.874
SUB-TOTAL	0	0	3	336	9.091	20.024
WOMEN OWNED	0	0	3	66	9.091	3.933
TYPE OF CONTRACT						
FIXED PRICE	4	169	28	1,038	84.848	61.859
COST	0	0	5	640	15.152	38.141
TIME & MATERIAL	0	0	0	0	0.000	0.000
LABOR HOUR	0	0	0	0	0.000	0.000
MULTI YEAR	0	0	2	389	6.061	23.182
SUBJECT TO STAT REQ						
WALSH HEALEY MFR	3	70	10	210	30.303	12.515
WALSH HEALEY DLR	0	0	0	0	0.000	0.000
SERVICE CONTRACTS	0	0	4	297	12.121	17.700
DAVIS BACON	0	0	0	0	0.000	0.000
NOT SUBJECT TO	1	99	19	1,171	57.576	69.785
KIND OF CONTRACT						
INITIAL LETTER	0	0	0	0	0.000	0.000
DEF SUPERSED LTR	0	0	0	0	0.000	0.000
DEFINITIVE	1	99	18	1,212	54.545	72.229
INTERNAL ORDER	0	0	0	0	0.000	0.000
MODIFICATION	3	70	10	353	30.303	21.037
GSA SCHEDULE	0	0	5	113	15.152	6.734
EXTERNAL ORDER	0	0	0	0	0.000	0.000
TERM FOR DEFAULT	0	0	0	0	0.000	0.000
TERM FOR CONVEN	0	0	0	0	0.000	0.000
PRODUCT OR SERVICE						
SUPPLIES & EQUIPMENT	0	0	0	0	0.000	0.000
RESEARCH & DEVELOPMENT	0	0	5	599	15.152	35.697
CONSTRUCTION	0	0	0	0	0.000	0.000
ARCHITECT ENGINEER	0	0	0	0	0.000	0.000
AUTOMATIC DATA PROCESSING SERVICES	0	0	1	103	3.030	6.138
ADP EQUIPMENT, PURCHASE & LEASE	3	70	10	210	30.303	12.515
REAL PROPERTY, PURCHASE & LEASE	0	0	0	0	0.000	0.000
OTHER SERVICES	1	99	17	766	51.515	45.650
CONSULTANT SERVICES	0	0	5	157	15.152	9.356

FEDERAL PROCUREMENT DATA SYSTEM  
 NATIONAL GALLERY OF ART  
 FOURTH QUARTER FISCAL YEAR 1985  
 ACTIONS REPORTED IN SUMMARY ON SF 281

PART I - TOTAL PRIME ACQUISITION ACTIONS REPORTED IN SUMMARY ON SF 281

ACQUISITION METHOD	NUMBER OF ACTIONS	TOTAL	SMALL BUSINESS CONCERNS	LARGE BUSINESS CONCERNS	EDUCATIONAL & NON-PROFIT INSTITUTION	OUTSIDE US POSSESSIONS
		DOLLARS (000)	DOLLARS (000)	DOLLARS (000)	DOLLARS (000)	DOLLARS (000)
1. TOTAL (2+7+8)	890	1,231				
2. SUBTOTAL (3+4+5+6)	890	1,231	1,231	0	0	0
3. FORMALLY ADVERTISED (INCLUDING 2 STEP)	0	0	0	0	0	0
4. NEGOTIATED COMPETITIVE	0	0	0	0	0	0
5. NEGOTIATED NON-COMPETITIVE	890	1,231	1,231	0	0	0
6. PROCUREMENT UNDER ANOTHER AGENCY'S CONTRACTS	0	0	0	0	0	0
6A. GSA SCHEDULES	0	0	0	0	0	0
6B. ANOTHER AGENCY'S CONTRACTS	0	0	0	0	0	0
7. DIRECTED CONTRACTS FOR FOREIGN GOVERNMENTS	0	0				
8. TARIFF OR REGULATED ACQUISITIONS	0	0				

PART II - STATISTICS ON SELECTED TYPES OF ACQUISITION

TYPE OF ACQUISITION	NUMBER OF ACTIONS	NET DOLLAR AMOUNT DOLLARS (000)
9. SMALL BUSINESS TOTAL SET-ASIDES	0	0
10. SMALL BUSINESS PARTIAL SET-ASIDES	0	0
11. TOTAL LABOR SURPLUS AREA SET-ASIDES	0	0
12. TOTAL LABOR SURPLUS AREA/SMALL BUSINESS SET-ASIDES	0	0
13. ACQUISITIONS FROM MINORITY AND DISADVANTAGED BUSINESS ENTERPRISES (13A+13B)	0	0
13A. DIRECTED TO LARGE OR SMALL MINORITY BUSINESS ENTERPRISES	0	0
13B. SMALL BUSINESS - DISADVANTAGED 8(A)	0	0
14. WOMEN-OWNED BUSINESS	0	0

FEDERAL PROCUREMENT DATA SYSTEM  
 NATIONAL GALLERY OF ART  
 FOURTH QUARTER FISCAL YEAR 1985 YEAR TO DATE  
 ACTIONS REPORTED IN SUMMARY ON SF 281

PART I - TOTAL PRIME ACQUISITION ACTIONS REPORTED IN SUMMARY ON SF 281

ACQUISITION METHOD	NUMBER OF ACTIONS	TOTAL	SMALL BUSINESS CONCERNS	LARGE BUSINESS CONCERNS	EDUCATIONAL & NON-PROFIT INSTITUTION	OUTSIDE US POSSESSIONS
		DOLLARS (000)	DOLLARS (000)	DOLLARS (000)	DOLLARS (000)	DOLLARS (000)
1. TOTAL (2+7+8)	1,655	2,691				
2. SUBTOTAL (3+4+5+6)	1,655	2,691	2,691	0	0	0
3. FORMALLY ADVERTISED (INCLUDING 2 STEP)	0	0	0	0	0	0
4. NEGOTIATED COMPETITIVE	0	0	0	0	0	0
5. NEGOTIATED NON-COMPETITIVE	1,601	2,587	2,587	0	0	0
6. PROCUREMENT UNDER ANOTHER AGENCY'S CONTRACTS	54	104	104	0	0	0
6A. GSA SCHEDULES	54	104	104	0	0	0
6B. ANOTHER AGENCY'S CONTRACTS	0	0	0	0	0	0
7. DIRECTED CONTRACTS FOR FOREIGN GOVERNMENTS	0	0				
8. TARIFF OR REGULATED ACQUISITIONS	0	0				

PART II - STATISTICS ON SELECTED TYPES OF ACQUISITION

TYPE OF ACQUISITION	NUMBER OF ACTIONS	NET DOLLAR AMOUNT DOLLARS (000)
9. SMALL BUSINESS TOTAL SET-ASIDES	0	0
10. SMALL BUSINESS PARTIAL SET-ASIDES	0	0
11. TOTAL LABOR SURPLUS AREA SET-ASIDES	0	0
12. TOTAL LABOR SURPLUS AREA/SMALL BUSINESS SET-ASIDES	0	0
13. ACQUISITIONS FROM MINORITY AND DISADVANTAGED BUSINESS ENTERPRISES (13A+13B)	0	0
13A. DIRECTED TO LARGE OR SMALL MINORITY BUSINESS ENTERPRISES	0	0
13B. SMALL BUSINESS - DISADVANTAGED 8(A)	0	0
14. WOMEN-OWNED BUSINESS	0	0



FEDERAL PROCUREMENT DATA SYSTEM  
 NATIONAL GALLERY OF ART  
 FOURTH QUARTER FISCAL YEAR 1985 AND YEAR TO DATE

ACTIONS REPORTED INDIVIDUALLY ON SF-279

	ACTIONS	4Q \$(000)	YTD ACTIONS	YTD \$(000)	YTD % #	YTD % \$
NATIONAL GALLERY OF ART	13	392	51	1,750	100.000	100.000
TYPE CONTRACTOR						
BUS CONCERNS	13	392	51	1,750	100.000	100.000
EDUCATIONAL & NON-PROFIT	0	0	0	0	0.000	0.000
STATE LOC GOV	0	0	0	0	0.000	0.000
NON-DEFINED	0	0	0	0	0.000	0.000
METHODS OF PROC						
2 STEP	0	0	0	0	0.000	0.000
OTHER FORMAL ADV	0	0	1	63	1.961	3.600
NEG COMP	0	0	0	0	0.000	0.000
NEG NON-COMP	0	0	22	640	43.137	36.571
DIR FOR GOVS	0	0	0	0	0.000	0.000
TARIFF OR REG	0	0	0	0	0.000	0.000
SMALL BUSINESS AWARDS						
PRIME	13	392	51	1,750	100.000	100.000
TOTAL SET-ASIDE	0	0	0	0	0.000	0.000
PARTIAL SET-ASIDE	0	0	0	0	0.000	0.000
LABOR SURPLUS AREA						
TOTAL SET-ASIDE	0	0	0	0	0.000	0.000
TIE BID PREF	0	0	0	0	0.000	0.000
TOT LSA SM SET-ASIDE	0	0	0	0	0.000	0.000
SUB-TOTAL	0	0	0	0	0.000	0.000
NO PREF GIVEN	13	392	51	1,750	100.000	100.000
MINORITY & DISADVANT						
LG MINORITY	0	0	0	0	0.000	0.000
SM MINORITY	0	0	0	0	0.000	0.000
8A MINORITY	0	0	0	0	0.000	0.000
SUB-TOTAL	0	0	0	0	0.000	0.000
WOMEN OWNED	0	0	0	0	0.000	0.000
TYPE OF CONTRACT						
FIXED PRICE	13	392	28	1,135	54.902	64.857
COST	0	0	0	0	0.000	0.000
TIME & MATERIAL	0	0	23	615	45.098	35.143
LABOR HOUR	0	0	0	0	0.000	0.000
MULTI YEAR	0	0	0	0	0.000	0.000
SUBJECT TO STAT REQ						
WALSH HEALEY MFR	0	0	0	0	0.000	0.000
WALSH HEALEY DLR	0	0	0	0	0.000	0.000
SERVICE CONTRACTS	0	0	0	0	0.000	0.000
DAVIS BACON	0	0	0	0	0.000	0.000
NOT SUBJECT TO	13	392	51	1,750	100.000	100.000
KIND OF CONTRACT						
INITIAL LETTER	0	0	0	0	0.000	0.000
DEF SUPERSED LTR	0	0	0	0	0.000	0.000
DEFINITIVE	13	392	51	1,750	100.000	100.000
INTERNAL ORDER	0	0	0	0	0.000	0.000
MODIFICATION	0	0	0	0	0.000	0.000
GSA SCHEDULE	0	0	0	0	0.000	0.000
EXTERNAL ORDER	0	0	0	0	0.000	0.000
TERM FOR DEFAULT	0	0	0	0	0.000	0.000
TERM FOR CONVEN	0	0	0	0	0.000	0.000
PRODUCT OR SERVICE						
SUPPLIES & EQUIPMENT	0	0	1	109	1.961	6.229
RESEARCH & DEVELOPMENT	0	0	0	0	0.000	0.000
CONSTRUCTION	4	224	23	940	45.098	53.714
ARCHITECT ENGINEER	0	0	0	0	0.000	0.000
AUTOMATIC DATA PROCESSING SERVICES	0	0	0	0	0.000	0.000
ADP EQUIPMENT, PURCHASE & LEASE	0	0	0	0	0.000	0.000
REAL PROPERTY, PURCHASE & LEASE	0	0	0	0	0.000	0.000
OTHER SERVICES	9	168	27	701	52.941	40.057
CONSULTANT SERVICES	1	5	1	5	1.961	0.286

FEDERAL PROCUREMENT DATA SYSTEM  
 NATIONAL LABOR RELATIONS BOARD  
 FOURTH QUARTER FISCAL YEAR 1985  
 ACTIONS REPORTED IN SUMMARY ON SF 281

PART I - TOTAL PRIME ACQUISITION ACTIONS REPORTED IN SUMMARY ON SF 281

ACQUISITION METHOD	NUMBER OF ACTIONS	TOTAL DOLLARS (000)	SMALL BUSINESS CONCERNS DOLLARS (000)	LARGE BUSINESS CONCERNS DOLLARS (000)	EDUCATIONAL & NON-PROFIT INSTITUTION DOLLARS (000)	OUTSIDE US POSSESSIONS DOLLARS (000)
1. TOTAL (2+7+8)	656	451				
2. SUBTOTAL (3+4+5+6)	651	450	169	262	19	0
3. FORMALLY ADVERTISED (INCLUDING 2 STEP)	0	0	0	0	0	0
4. NEGOTIATED COMPETITIVE	128	63	28	16	19	0
5. NEGOTIATED NON-COMPETITIVE	110	49	27	22	0	0
6. PROCUREMENT UNDER ANOTHER AGENCY'S CONTRACTS	413	338	114	224	0	0
6A. GSA SCHEDULES	413	338	114	224	0	0
6B. ANOTHER AGENCY'S CONTRACTS	0	0	0	0	0	0
7. DIRECTED CONTRACTS FOR FOREIGN GOVERNMENTS	0	0				
8. TARIFF OR REGULATED ACQUISITIONS	5	1				

PART II - STATISTICS ON SELECTED TYPES OF ACQUISITION

TYPE OF ACQUISITION	NUMBER OF ACTIONS	NET DOLLAR AMOUNT DOLLARS (000)
9. SMALL BUSINESS TOTAL SET-ASIDES	0	0
10. SMALL BUSINESS PARTIAL SET-ASIDES	0	0
11. TOTAL LABOR SURPLUS AREA SET-ASIDES	0	0
12. TOTAL LABOR SURPLUS AREA/SMALL BUSINESS SET-ASIDES	0	0
13. ACQUISITIONS FROM MINORITY AND DISADVANTAGED BUSINESS ENTERPRISES (13A+13B)	18	19
13A. DIRECTED TO LARGE OR SMALL MINORITY BUSINESS ENTERPRISES	18	19
13B. SMALL BUSINESS - DISADVANTAGED 8(A)	0	0
14. WOMEN-OWNED BUSINESS	29	34

FEDERAL PROCUREMENT DATA SYSTEM  
 NATIONAL LABOR RELATIONS BOARD  
 FOURTH QUARTER FISCAL YEAR 1985 YEAR TO DATE  
 ACTIONS REPORTED IN SUMMARY ON SF 281

PART I - TOTAL PRIME ACQUISITION ACTIONS REPORTED IN SUMMARY ON SF 281

ACQUISITION METHOD	NUMBER OF ACTIONS	TOTAL DOLLARS (000)	SMALL BUSINESS CONCERNS DOLLARS (000)	LARGE BUSINESS CONCERNS DOLLARS (000)	EDUCATIONAL & NON-PROFIT INSTITUTION DOLLARS (000)	OUTSIDE US POSSESSIONS DOLLARS (000)
1. TOTAL (2+7+8)	1,867	1,287				
2. SUBTOTAL (3+4+5+6)	1,861	1,286	564	695	27	0
3. FORMALLY ADVERTISED (INCLUDING 2 STEP)	0	0	0	0	0	0
4. NEGOTIATED COMPETITIVE	367	331	210	102	19	0
5. NEGOTIATED NON-COMPETITIVE	506	213	114	95	4	0
6. PROCUREMENT UNDER ANOTHER AGENCY'S CONTRACTS	988	742	240	498	4	0
6A. GSA SCHEDULES	948	723	240	479	4	0
6B. ANOTHER AGENCY'S CONTRACTS	40	19	0	19	0	0
7. DIRECTED CONTRACTS FOR FOREIGN GOVERNMENTS	0	0				
8. TARIFF OR REGULATED ACQUISITIONS	6	1				

PART II - STATISTICS ON SELECTED TYPES OF ACQUISITION

TYPE OF ACQUISITION	NUMBER OF ACTIONS	NET DOLLAR AMOUNT DOLLARS (000)
9. SMALL BUSINESS TOTAL SET-ASIDES	10	1
10. SMALL BUSINESS PARTIAL SET-ASIDES	0	0
11. TOTAL LABOR SURPLUS AREA SET-ASIDES	0	0
12. TOTAL LABOR SURPLUS AREA/SMALL BUSINESS SET-ASIDES	0	0
13. ACQUISITIONS FROM MINORITY AND DISADVANTAGED BUSINESS ENTERPRISES (13A+13B)	23	22
13A. DIRECTED TO LARGE OR SMALL MINORITY BUSINESS ENTERPRISES	23	22
13B. SMALL BUSINESS - DISADVANTAGED 8(A)	0	0
14. WOMEN-OWNED BUSINESS	49	57

FEDERAL PROCUREMENT DATA SYSTEM  
 NATIONAL LABOR RELATIONS BOARD  
 FOURTH QUARTER FISCAL YEAR 1985 AND YEAR TO DATE

ACTIONS REPORTED INDIVIDUALLY ON SF-279

	ACTIONS	4Q \$(000)	YTD ACTIONS	YTD \$(000)	YTD % #	YTD % \$
NATIONAL LABOR RELATIONS BOARD	23	928	71	2,965	100.000	100.000
TYPE CONTRACTOR						
BUS CONCERNS	23	928	71	2,965	100.000	100.000
EDUCATIONAL & NON-PROFIT	0	0	0	0	0.000	0.000
STATE LOC GOV	0	0	0	0	0.000	0.000
NON-DEFINED	0	0	0	0	0.000	0.000
METHODS OF PROC						
2 STEP	0	0	0	0	0.000	0.000
OTHER FORMAL ADV	0	0	1	15	1.408	0.506
NEG COMP	11	295	52	2,176	73.239	73.390
NEG NON-COMP	0	0	1	16	1.408	0.540
DIR FOR GOVS	0	0	0	0	0.000	0.000
TARIFF OR REG	0	0	0	0	0.000	0.000
SMALL BUSINESS AWARDS						
PRIME	5	135	13	293	18.310	9.882
TOTAL SET-ASIDE	0	0	0	0	0.000	0.000
PARTIAL SET-ASIDE	0	0	0	0	0.000	0.000
LABOR SURPLUS AREA						
TOTAL SET-ASIDE	0	0	0	0	0.000	0.000
TIE BID PREF	0	0	0	0	0.000	0.000
TOT LSA SM SET-ASIDE	0	0	0	0	0.000	0.000
SUB-TOTAL	0	0	0	0	0.000	0.000
NO PREF GIVEN	23	928	71	2,965	100.000	100.000
MINORITY & DISADVANT						
LG MINORITY	0	0	2	41	2.817	1.383
SM MINORITY	0	0	0	0	0.000	0.000
8A MINORITY	0	0	0	0	0.000	0.000
SUB-TOTAL	0	0	2	41	2.817	1.383
WOMEN OWNED	0	0	2	63	2.817	2.125
TYPE OF CONTRACT						
FIXED PRICE	23	928	71	2,965	100.000	100.000
COST	0	0	0	0	0.000	0.000
TIME & MATERIAL	0	0	0	0	0.000	0.000
LABOR HOUR	0	0	0	0	0.000	0.000
MULTI YEAR	2	54	4	153	5.634	5.160
SUBJECT TO STAT REQ						
MALSH HEALEY MFR	7	204	27	1,302	38.028	43.912
MALSH HEALEY DLR	0	0	0	0	0.000	0.000
SERVICE CONTRACTS	0	0	1	13	1.408	0.438
DAVIS BACON	0	0	0	0	0.000	0.000
NOT SUBJECT TO	16	724	43	1,650	60.563	55.649
KIND OF CONTRACT						
INITIAL LETTER	0	0	0	0	0.000	0.000
DEF SUPERSED LTR	0	0	0	0	0.000	0.000
DEFINITIVE	12	633	32	1,208	45.070	40.742
INTERNAL ORDER	0	0	0	0	0.000	0.000
MODIFICATION	0	0	0	0	0.000	0.000
GSA SCHEDULE	11	295	39	1,757	54.930	59.258
EXTERNAL ORDER	0	0	0	0	0.000	0.000
TERM FOR DEFAULT	0	0	0	0	0.000	0.000
TERM FOR CONVEN	0	0	0	0	0.000	0.000
PRODUCT OR SERVICE						
SUPPLIES & EQUIPMENT	14	671	30	1,300	42.254	43.845
RESEARCH & DEVELOPMENT	0	0	0	0	0.000	0.000
CONSTRUCTION	0	0	0	0	0.000	0.000
ARCHITECT ENGINEER	0	0	0	0	0.000	0.000
AUTOMATIC DATA PROCESSING SERVICES	0	0	0	0	0.000	0.000
ADP EQUIPMENT, PURCHASE & LEASE	7	208	25	1,238	35.211	41.754
REAL PROPERTY, PURCHASE & LEASE	1	37	6	213	8.451	7.184
OTHER SERVICES	1	12	10	214	14.085	7.218
CONSULTANT SERVICES	0	0	3	59	4.225	1.990

FEDERAL PROCUREMENT DATA SYSTEM  
 NATIONAL MEDIATION BOARD  
 FOURTH QUARTER FISCAL YEAR 1985  
 ACTIONS REPORTED IN SUMMARY ON SF 281

PART I - TOTAL PRIME ACQUISITION ACTIONS REPORTED IN SUMMARY ON SF 281

ACQUISITION METHOD	NUMBER OF ACTIONS	TOTAL DOLLARS (000)	SMALL BUSINESS CONCERNS DOLLARS (000)	LARGE BUSINESS CONCERNS DOLLARS (000)	EDUCATIONAL & NON-PROFIT INSTITUTION DOLLARS (000)	OUTSIDE US POSSESSIONS DOLLARS (000)
1. TOTAL (2+7+8)	110	279				
2. SUBTOTAL (3+4+5+6)	110	279	15	15	249	0
3. FORMALLY ADVERTISED (INCLUDING 2 STEP)	0	0	0	0	0	0
4. NEGOTIATED COMPETITIVE	1	1	1	0	0	0
5. NEGOTIATED NON-COMPETITIVE	28	17	7	10	0	0
6. PROCUREMENT UNDER ANOTHER AGENCY'S CONTRACTS	81	261	7	5	249	0
6A. GSA SCHEDULES	19	12	7	5	0	0
6B. ANOTHER AGENCY'S CONTRACTS	62	249	0	0	249	0
7. DIRECTED CONTRACTS FOR FOREIGN GOVERNMENTS	0	0				
8. TARIFF OR REGULATED ACQUISITIONS	0	0				

PART II - STATISTICS ON SELECTED TYPES OF ACQUISITION

TYPE OF ACQUISITION	NUMBER OF ACTIONS	NET DOLLAR AMOUNT DOLLARS (000)
9. SMALL BUSINESS TOTAL SET-ASIDES	0	0
10. SMALL BUSINESS PARTIAL SET-ASIDES	0	0
11. TOTAL LABOR SURPLUS AREA SET-ASIDES	0	0
12. TOTAL LABOR SURPLUS AREA/SMALL BUSINESS SET-ASIDES	0	0
13. ACQUISITIONS FROM MINORITY AND DISADVANTAGED BUSINESS ENTERPRISES (13A+13B)	0	0
13A. DIRECTED TO LARGE OR SMALL MINORITY BUSINESS ENTERPRISES	0	0
13B. SMALL BUSINESS - DISADVANTAGED 8(A)	0	0
14. WOMEN-OWNED BUSINESS	0	0

FEDERAL PROCUREMENT DATA SYSTEM  
 NATIONAL MEDIATION BOARD  
 FOURTH QUARTER FISCAL YEAR 1985 YEAR TO DATE  
 ACTIONS REPORTED IN SUMMARY ON SF 281

PART I - TOTAL PRIME ACQUISITION ACTIONS REPORTED IN SUMMARY ON SF 281

ACQUISITION METHOD	NUMBER OF ACTIONS	TOTAL DOLLARS (000)	SMALL BUSINESS CONCERNS DOLLARS (000)	LARGE BUSINESS CONCERNS DOLLARS (000)	EDUCATIONAL & NON-PROFIT INSTITUTION DOLLARS (000)	OUTSIDE US POSSESSIONS DOLLARS (000)
1. TOTAL (2+7+8)	228	346				
2. SUBTOTAL (3+4+5+6)	228	346	35	62	249	0
3. FORMALLY ADVERTISED (INCLUDING 2 STEP)	0	0	0	0	0	0
4. NEGOTIATED COMPETITIVE	2	2	2	0	0	0
5. NEGOTIATED NON-COMPETITIVE	123	64	21	43	0	0
6. PROCUREMENT UNDER ANOTHER AGENCY'S CONTRACTS	103	280	12	19	249	0
6A. GSA SCHEDULES	41	31	12	19	0	0
6B. ANOTHER AGENCY'S CONTRACTS	62	249	0	0	249	0
7. DIRECTED CONTRACTS FOR FOREIGN GOVERNMENTS	0	0				
8. TARIFF OR REGULATED ACQUISITIONS	0	0				

PART II - STATISTICS ON SELECTED TYPES OF ACQUISITION

TYPE OF ACQUISITION	NUMBER OF ACTIONS	NET DOLLAR AMOUNT DOLLARS (000)
9. SMALL BUSINESS TOTAL SET-ASIDES	0	0
10. SMALL BUSINESS PARTIAL SET-ASIDES	0	0
11. TOTAL LABOR SURPLUS AREA SET-ASIDES	0	0
12. TOTAL LABOR SURPLUS AREA/SMALL BUSINESS SET-ASIDES	0	0
13. ACQUISITIONS FROM MINORITY AND DISADVANTAGED BUSINESS ENTERPRISES (13A+13B)	0	0
13A. DIRECTED TO LARGE OR SMALL MINORITY BUSINESS ENTERPRISES	0	0
13B. SMALL BUSINESS - DISADVANTAGED 8(A)	0	0
14. WOMEN-OWNED BUSINESS	0	0

FEDERAL PROCUREMENT DATA SYSTEM  
 NATIONAL MEDIATION BOARD  
 FOURTH QUARTER FISCAL YEAR 1985 AND YEAR TO DATE

ACTIONS REPORTED INDIVIDUALLY ON SF-279

	ACTIONS	4Q \$(000)	YTD ACTIONS	YTD \$(000)	YTD % #	YTD % \$
NATIONAL MEDIATION BOARD	50	637	147	1,987	100.000	100.000
TYPE CONTRACTOR						
BUS CONCERNS	50	637	147	1,987	100.000	100.000
EDUCATIONAL & NON-PROFIT	0	0	0	0	0.000	0.000
STATE LOC GOV	0	0	0	0	0.000	0.000
NON-DEFINED	0	0	0	0	0.000	0.000
METHODS OF PROC						
2 STEP	0	0	0	0	0.000	0.000
OTHER FORMAL ADV	0	0	0	0	0.000	0.000
NEG COMP	50	637	53	684	36.054	34.424
NEG NON-COMP	0	0	94	1,303	63.946	65.576
DIR FOR GOVS	0	0	0	0	0.000	0.000
TARIFF OR REG	0	0	0	0	0.000	0.000
SMALL BUSINESS AWARDS						
PRIME	48	602	142	1,905	96.599	95.873
TOTAL SET-ASIDE	0	0	0	0	0.000	0.000
PARTIAL SET-ASIDE	0	0	0	0	0.000	0.000
LABOR SURPLUS AREA						
TOTAL SET-ASIDE	0	0	0	0	0.000	0.000
TIE BID PREF	0	0	0	0	0.000	0.000
TOT LSA SM SET-ASIDE	0	0	0	0	0.000	0.000
SUB-TOTAL	0	0	0	0	0.000	0.000
NO PREF GIVEN	50	637	147	1,987	100.000	100.000
MINORITY & DISADVANT						
LG MINORITY	0	0	0	0	0.000	0.000
SM MINORITY	0	0	0	0	0.000	0.000
8A MINORITY	0	0	0	0	0.000	0.000
SUB-TOTAL	0	0	0	0	0.000	0.000
WOMEN OWNED	1	3	2	24	1.361	1.208
TYPE OF CONTRACT						
FIXED PRICE	2	35	5	82	3.401	4.127
COST	0	0	0	0	0.000	0.000
TIME & MATERIAL	0	0	0	0	0.000	0.000
LABOR HOUR	48	602	142	1,905	96.599	95.873
MULTI YEAR	0	0	0	0	0.000	0.000
SUBJECT TO STAT REQ						
WALSH HEALEY MFR	0	0	0	0	0.000	0.000
WALSH HEALEY DLR	1	21	1	21	0.680	1.057
SERVICE CONTRACTS	1	14	4	61	2.721	3.070
DAVIS BACON	0	0	0	0	0.000	0.000
NOT SUBJECT TO	48	602	142	1,905	96.599	95.873
KIND OF CONTRACT						
INITIAL LETTER	0	0	0	0	0.000	0.000
DEF SUPERSED LTR	0	0	0	0	0.000	0.000
DEFINITIVE	10	206	51	853	34.694	42.929
INTERNAL ORDER	0	0	0	0	0.000	0.000
MODIFICATION	39	410	93	1,080	63.265	54.353
GSA SCHEDULE	1	21	3	54	2.041	2.718
EXTERNAL ORDER	0	0	0	0	0.000	0.000
TERM FOR DEFAULT	0	0	0	0	0.000	0.000
TERM FOR CONVEN	0	0	0	0	0.000	0.000
PRODUCT OR SERVICE						
SUPPLIES & EQUIPMENT	0	0	0	0	0.000	0.000
RESEARCH & DEVELOPMENT	0	0	0	0	0.000	0.000
CONSTRUCTION	0	0	0	0	0.000	0.000
ARCHITECT ENGINEER	0	0	0	0	0.000	0.000
AUTOMATIC DATA PROCESSING SERVICES	0	0	0	0	0.000	0.000
ADP EQUIPMENT, PURCHASE & LEASE	1	21	2	36	1.361	1.812
REAL PROPERTY, PURCHASE & LEASE	0	0	0	0	0.000	0.000
OTHER SERVICES	49	616	145	1,951	98.639	98.188
CONSULTANT SERVICES	0	0	0	0	0.000	0.000

FEDERAL PROCUREMENT DATA SYSTEM  
 NATIONAL SCIENCE FOUNDATION  
 FOURTH QUARTER FISCAL YEAR 1985  
 ACTIONS REPORTED IN SUMMARY ON SF 281

PART I - TOTAL PRIME ACQUISITION ACTIONS REPORTED IN SUMMARY ON SF 281

ACQUISITION METHOD	NUMBER OF ACTIONS	TOTAL DOLLARS (000)	SMALL BUSINESS CONCERNS DOLLARS (000)	LARGE BUSINESS CONCERNS DOLLARS (000)	EDUCATIONAL & NON-PROFIT INSTITUTION DOLLARS (000)	OUTSIDE US POSSESSIONS DOLLARS (000)
1. TOTAL (2+7+8)	528	785				
2. SUBTOTAL (3+4+5+6)	528	785	650	94	41	0
3. FORMALLY ADVERTISED (INCLUDING 2 STEP)	0	0	0	0	0	0
4. NEGOTIATED COMPETITIVE	121	367	325	42	0	0
5. NEGOTIATED NON-COMPETITIVE	335	418	299	78	41	0
6. PROCUREMENT UNDER ANOTHER AGENCY'S CONTRACTS	72	0	26	-26	0	0
6A. GSA SCHEDULES	72	0	26	-26	0	0
6B. ANOTHER AGENCY'S CONTRACTS	0	0	0	0	0	0
7. DIRECTED CONTRACTS FOR FOREIGN GOVERNMENTS	0	0				
8. TARIFF OR REGULATED ACQUISITIONS	0	0				

PART II - STATISTICS ON SELECTED TYPES OF ACQUISITION

TYPE OF ACQUISITION	NUMBER OF ACTIONS	NET DOLLAR AMOUNT DOLLARS (000)
9. SMALL BUSINESS TOTAL SET-ASIDES	232	324
10. SMALL BUSINESS PARTIAL SET-ASIDES	0	0
11. TOTAL LABOR SURPLUS AREA SET-ASIDES	0	0
12. TOTAL LABOR SURPLUS AREA/SMALL BUSINESS SET-ASIDES	0	0
13. ACQUISITIONS FROM MINORITY AND DISADVANTAGED BUSINESS ENTERPRISES (13A+13B)	46	91
13A. DIRECTED TO LARGE OR SMALL MINORITY BUSINESS ENTERPRISES	39	73
13B. SMALL BUSINESS - DISADVANTAGED 8(A)	7	18
14. WOMEN-OWNED BUSINESS	0	0

FEDERAL PROCUREMENT DATA SYSTEM  
 NATIONAL SCIENCE FOUNDATION  
 FOURTH QUARTER FISCAL YEAR 1985 YEAR TO DATE  
 ACTIONS REPORTED IN SUMMARY ON SF 281

PART I - TOTAL PRIME ACQUISITION ACTIONS REPORTED IN SUMMARY ON SF 281

ACQUISITION METHOD	NUMBER OF ACTIONS	TOTAL DOLLARS (000)	SMALL BUSINESS CONCERNS DOLLARS (000)	LARGE BUSINESS CONCERNS DOLLARS (000)	EDUCATIONAL & NON-PROFIT INSTITUTION DOLLARS (000)	OUTSIDE US POSSESSIONS DOLLARS (000)
1. TOTAL (2+7+8)	1,455	2,429				
2. SUBTOTAL (3+4+5+6)	1,455	2,429	1,854	439	126	10
3. FORMALLY ADVERTISED (INCLUDING 2 STEP)	1	1	1	0	0	0
4. NEGOTIATED COMPETITIVE	459	982	899	81	2	0
5. NEGOTIATED NON-COMPETITIVE	808	1,214	853	254	97	10
6. PROCUREMENT UNDER ANOTHER AGENCY'S CONTRACTS	187	232	101	104	27	0
6A. GSA SCHEDULES	165	178	101	75	2	0
6B. ANOTHER AGENCY'S CONTRACTS	22	54	0	29	25	0
7. DIRECTED CONTRACTS FOR FOREIGN GOVERNMENTS	0	0				
8. TARIFF OR REGULATED ACQUISITIONS	0	0				

PART II - STATISTICS ON SELECTED TYPES OF ACQUISITION

TYPE OF ACQUISITION	NUMBER OF ACTIONS	NET DOLLAR AMOUNT DOLLARS (000)
9. SMALL BUSINESS TOTAL SET-ASIDES	529	839
10. SMALL BUSINESS PARTIAL SET-ASIDES	0	0
11. TOTAL LABOR SURPLUS AREA SET-ASIDES	47	83
12. TOTAL LABOR SURPLUS AREA/SMALL BUSINESS SET-ASIDES	38	75
13. ACQUISITIONS FROM MINORITY AND DISADVANTAGED BUSINESS ENTERPRISES (13A+13B)	66	136
13A. DIRECTED TO LARGE OR SMALL MINORITY BUSINESS ENTERPRISES	58	113
13B. SMALL BUSINESS - DISADVANTAGED 8(A)	8	23
14. WOMEN-OWNED BUSINESS	24	60

FEDERAL PROCUREMENT DATA SYSTEM  
 NATIONAL SCIENCE FOUNDATION  
 FOURTH QUARTER FISCAL YEAR 1985 AND YEAR TO DATE

ACTIONS REPORTED INDIVIDUALLY ON SF-279

	ACTIONS	4Q \$(000)	YTD ACTIONS	YTD \$(000)	YTD % #	YTD % \$
NATIONAL SCIENCE FOUNDATION	117	37,269	302	200,960	100.000	100.000
TYPE CONTRACTOR						
BUS CONCERNS	68	15,774	178	33,564	58.940	16.702
EDUCATIONAL & NON-PROFIT	46	20,453	116	161,619	38.411	80.423
STATE LOC GOV	3	1,042	8	5,777	2.649	2.875
NON-DEFINED	0	0	0	0	0.000	0.000
METHODS OF PROC						
2 STEP	0	0	0	0	0.000	0.000
OTHER FORMAL ADV	0	0	6	143	1.987	0.071
NEG COMP	33	13,854	91	30,236	30.132	15.046
NEG NON-COMP	47	20,080	161	167,109	53.311	83.155
DIR FOR GOVS	0	0	0	0	0.000	0.000
TARIFF OR REG	0	0	0	0	0.000	0.000
SMALL BUSINESS AWARDS						
PRIME	42	3,112	104	6,573	34.437	3.271
TOTAL SET-ASIDE	3	211	15	1,432	4.967	0.713
PARTIAL SET-ASIDE	0	0	0	0	0.000	0.000
LABOR SURPLUS AREA						
TOTAL SET-ASIDE	0	0	0	0	0.000	0.000
TIE BID PREF	0	0	0	0	0.000	0.000
TOT LSA SM SET-ASIDE	0	0	0	0	0.000	0.000
SUB-TOTAL	0	0	0	0	0.000	0.000
NO PREF GIVEN	117	37,269	302	200,960	100.000	100.000
MINORITY & DISADVANT						
LG MINORITY	0	0	0	0	0.000	0.000
SM MINORITY	0	0	3	39	0.993	0.019
8A MINORITY	9	890	18	1,634	5.960	0.813
SUB-TOTAL	9	890	21	1,673	6.954	0.833
WOMEN OWNED	8	1,623	15	2,630	4.967	1.309
TYPE OF CONTRACT						
FIXED PRICE	46	2,197	111	4,559	36.755	2.269
COST	71	35,072	185	196,258	61.258	97.660
TIME & MATERIAL	0	0	6	143	1.987	0.071
LABOR HOUR	0	0	0	0	0.000	0.000
MULTI YEAR	44	21,253	82	87,966	27.152	43.773
SUBJECT TO STAT REQ						
WALSH HEALEY MFR	6	151	13	319	4.305	0.159
WALSH HEALEY DLR	3	79	6	130	1.987	0.065
SERVICE CONTRACTS	23	711	53	4,715	17.550	2.346
DAVIS BACON	0	0	0	0	0.000	0.000
NOT SUBJECT TO	85	36,328	230	195,796	76.159	97.430
KIND OF CONTRACT						
INITIAL LETTER	1	76	5	118	1.656	0.059
DEF SUPERSED LTR	0	0	0	0	0.000	0.000
DEFINITIVE	22	2,763	52	6,031	17.219	3.001
INTERNAL ORDER	12	1,980	33	2,864	10.927	1.425
MODIFICATION	47	31,898	164	190,163	54.305	94.627
GSA SCHEDULE	15	552	48	1,784	15.894	0.888
EXTERNAL ORDER	0	0	0	0	0.000	0.000
TERM FOR DEFAULT	0	0	0	0	0.000	0.000
TERM FOR CONVEN	0	0	0	0	0.000	0.000
PRODUCT OR SERVICE						
SUPPLIES & EQUIPMENT	9	174	24	628	7.947	0.313
RESEARCH & DEVELOPMENT	35	21,860	82	74,247	27.152	36.946
CONSTRUCTION	0	0	0	0	0.000	0.000
ARCHITECT ENGINEER	0	0	0	0	0.000	0.000
AUTOMATIC DATA PROCESSING SERVICES	7	604	17	1,653	5.629	0.823
ADP EQUIPMENT, PURCHASE & LEASE	8	1,614	17	2,071	5.629	1.031
REAL PROPERTY, PURCHASE & LEASE	0	0	2	274	0.662	0.136
OTHER SERVICES	58	13,017	160	122,087	52.980	60.752
CONSULTANT SERVICES	0	0	1	43	0.331	0.021

FEDERAL PROCUREMENT DATA SYSTEM  
 NATIONAL TRANSPORTATION SAFETY BOARD  
 FOURTH QUARTER FISCAL YEAR 1985  
 ACTIONS REPORTED IN SUMMARY ON SF 281

PART I - TOTAL PRIME ACQUISITION ACTIONS REPORTED IN SUMMARY ON SF 281

ACQUISITION METHOD	NUMBER OF ACTIONS	TOTAL DOLLARS (000)	SMALL BUSINESS CONCERNS DOLLARS (000)	LARGE BUSINESS CONCERNS DOLLARS (000)	EDUCATIONAL & NON-PROFIT INSTITUTION DOLLARS (000)	OUTSIDE US POSSESSIONS DOLLARS (000)
1. TOTAL (2+7+8)	175	389				
2. SUBTOTAL (3+4+5+6)	170	387	160	110	117	0
3. FORMALLY ADVERTISED (INCLUDING 2 STEP)	0	0	0	0	0	0
4. NEGOTIATED COMPETITIVE	0	0	0	0	0	0
5. NEGOTIATED NON-COMPETITIVE	69	117	0	0	117	0
6. PROCUREMENT UNDER ANOTHER AGENCY'S CONTRACTS	101	270	160	110	0	0
6A. GSA SCHEDULES	101	270	160	110	0	0
6B. ANOTHER AGENCY'S CONTRACTS	0	0	0	0	0	0
7. DIRECTED CONTRACTS FOR FOREIGN GOVERNMENTS	0	0				
8. TARIFF OR REGULATED ACQUISITIONS	5	2				

PART II - STATISTICS ON SELECTED TYPES OF ACQUISITION

TYPE OF ACQUISITION	NUMBER OF ACTIONS	NET DOLLAR AMOUNT DOLLARS (000)
9. SMALL BUSINESS TOTAL SET-ASIDES	72	160
10. SMALL BUSINESS PARTIAL SET-ASIDES	0	0
11. TOTAL LABOR SURPLUS AREA SET-ASIDES	0	0
12. TOTAL LABOR SURPLUS AREA/SMALL BUSINESS SET-ASIDES	0	0
13. ACQUISITIONS FROM MINORITY AND DISADVANTAGED BUSINESS ENTERPRISES (13A+13B)	1	20
13A. DIRECTED TO LARGE OR SMALL MINORITY BUSINESS ENTERPRISES	1	20
13B. SMALL BUSINESS - DISADVANTAGED 8(A)	0	0
14. WOMEN-OWNED BUSINESS	8	16

FEDERAL PROCUREMENT DATA SYSTEM  
 NATIONAL TRANSPORTATION SAFETY BOARD  
 FOURTH QUARTER FISCAL YEAR 1985 YEAR TO DATE  
 ACTIONS REPORTED IN SUMMARY ON SF 281

PART I - TOTAL PRIME ACQUISITION ACTIONS REPORTED IN SUMMARY ON SF 281

ACQUISITION METHOD	NUMBER OF ACTIONS	TOTAL DOLLARS (000)	SMALL BUSINESS CONCERNS DOLLARS (000)	LARGE BUSINESS CONCERNS DOLLARS (000)	EDUCATIONAL & NON-PROFIT INSTITUTION DOLLARS (000)	OUTSIDE US POSSESSIONS DOLLARS (000)
1. TOTAL (2+7+8)	431	749				
2. SUBTOTAL (3+4+5+6)	426	747	457	170	120	0
3. FORMALLY ADVERTISED (INCLUDING 2 STEP)	0	0	0	0	0	0
4. NEGOTIATED COMPETITIVE	125	244	228	16	0	0
5. NEGOTIATED NON-COMPETITIVE	142	134	12	2	120	0
6. PROCUREMENT UNDER ANOTHER AGENCY'S CONTRACTS	159	369	217	152	0	0
6A. GSA SCHEDULES	159	369	217	152	0	0
6B. ANOTHER AGENCY'S CONTRACTS	0	0	0	0	0	0
7. DIRECTED CONTRACTS FOR FOREIGN GOVERNMENTS	0	0				
8. TARIFF OR REGULATED ACQUISITIONS	5	2				

PART II - STATISTICS ON SELECTED TYPES OF ACQUISITION

TYPE OF ACQUISITION	NUMBER OF ACTIONS	NET DOLLAR AMOUNT DOLLARS (000)
9. SMALL BUSINESS TOTAL SET-ASIDES	223	407
10. SMALL BUSINESS PARTIAL SET-ASIDES	0	0
11. TOTAL LABOR SURPLUS AREA SET-ASIDES	39	5
12. TOTAL LABOR SURPLUS AREA/SMALL BUSINESS SET-ASIDES	0	0
13. ACQUISITIONS FROM MINORITY AND DISADVANTAGED BUSINESS ENTERPRISES (13A+13B)	53	76
13A. DIRECTED TO LARGE OR SMALL MINORITY BUSINESS ENTERPRISES	47	40
13B. SMALL BUSINESS - DISADVANTAGED 8(A)	6	36
14. WOMEN-OWNED BUSINESS	10	18



FEDERAL PROCUREMENT DATA SYSTEM  
 NATIONAL TRANSPORTATION SAFETY BOARD  
 FOURTH QUARTER FISCAL YEAR 1985 AND YEAR TO DATE

ACTIONS REPORTED INDIVIDUALLY ON SF-279

	ACTIONS	4Q \$(000)	YTD ACTIONS	YTD \$(000)	YTD % #	YTD % \$
NATIONAL TRANSPORTATION SAFETY BOARD	3	763	9	2,217	100.000	100.000
TYPE CONTRACTOR						
BUS CONCERNS	3	763	9	2,217	100.000	100.000
EDUCATIONAL & NON-PROFIT	0	0	0	0	0.000	0.000
STATE LOC GOV	0	0	0	0	0.000	0.000
NON-DEFINED	0	0	0	0	0.000	0.000
METHODS OF PROC						
2 STEP	0	0	0	0	0.000	0.000
OTHER FORMAL ADV	0	0	4	1,416	44.444	63.870
NEG COMP	3	763	5	801	55.556	36.130
NEG NON-COMP	0	0	0	0	0.000	0.000
DIR FOR GOVS	0	0	0	0	0.000	0.000
TARIFF OR REG	0	0	0	0	0.000	0.000
SMALL BUSINESS AWARDS						
PRIME	0	0	3	268	33.333	12.088
TOTAL SET-ASIDE	0	0	0	0	0.000	0.000
PARTIAL SET-ASIDE	0	0	0	0	0.000	0.000
LABOR SURPLUS AREA						
TOTAL SET-ASIDE	0	0	0	0	0.000	0.000
TIE BID PREF	0	0	0	0	0.000	0.000
TOT LSA SM SET-ASIDE	0	0	0	0	0.000	0.000
SUB-TOTAL	0	0	0	0	0.000	0.000
NO PREF GIVEN	3	763	9	2,217	100.000	100.000
MINORITY & DISADVANT						
LG MINORITY	0	0	0	0	0.000	0.000
SM MINORITY	0	0	0	0	0.000	0.000
8A MINORITY	0	0	0	0	0.000	0.000
SUB-TOTAL	0	0	0	0	0.000	0.000
WOMEN OWNED	0	0	0	0	0.000	0.000
TYPE OF CONTRACT						
FIXED PRICE	3	763	9	2,217	100.000	100.000
COST	0	0	0	0	0.000	0.000
TIME & MATERIAL	0	0	0	0	0.000	0.000
LABOR HOUR	0	0	0	0	0.000	0.000
MULTI YEAR	2	696	6	1,893	66.667	85.386
SUBJECT TO STAT REQ						
WALSH HEALEY MFR	0	0	0	0	0.000	0.000
WALSH HEALEY DLR	0	0	0	0	0.000	0.000
SERVICE CONTRACTS	3	763	9	2,217	100.000	100.000
DAVIS BACON	0	0	0	0	0.000	0.000
NOT SUBJECT TO	0	0	0	0	0.000	0.000
KIND OF CONTRACT						
INITIAL LETTER	0	0	0	0	0.000	0.000
DEF SUPERSED LTR	0	0	0	0	0.000	0.000
DEFINITIVE	0	0	3	1,013	33.333	45.692
INTERNAL ORDER	0	0	0	0	0.000	0.000
MODIFICATION	3	763	6	1,204	66.667	54.308
GSA SCHEDULE	0	0	0	0	0.000	0.000
EXTERNAL ORDER	0	0	0	0	0.000	0.000
TERM FOR DEFAULT	0	0	0	0	0.000	0.000
TERM FOR CONVEN	0	0	0	0	0.000	0.000
PRODUCT OR SERVICE						
SUPPLIES & EQUIPMENT	0	0	0	0	0.000	0.000
RESEARCH & DEVELOPMENT	0	0	0	0	0.000	0.000
CONSTRUCTION	0	0	0	0	0.000	0.000
ARCHITECT ENGINEER	0	0	0	0	0.000	0.000
AUTOMATIC DATA PROCESSING SERVICES	3	763	5	1,849	55.556	83.401
ADP EQUIPMENT, PURCHASE & LEASE	0	0	0	0	0.000	0.000
REAL PROPERTY, PURCHASE & LEASE	0	0	0	0	0.000	0.000
OTHER SERVICES	0	0	4	368	44.444	16.599
CONSULTANT SERVICES	0	0	1	27	11.111	1.218

FEDERAL PROCUREMENT DATA SYSTEM  
 NUCLEAR REGULATORY COMMISSION  
 FOURTH QUARTER FISCAL YEAR 1985  
 ACTIONS REPORTED IN SUMMARY ON SF 281

PART I - TOTAL PRIME ACQUISITION ACTIONS REPORTED IN SUMMARY ON SF 281

ACQUISITION METHOD	NUMBER OF ACTIONS	TOTAL DOLLARS (000)	SMALL BUSINESS CONCERNS DOLLARS (000)	LARGE BUSINESS CONCERNS DOLLARS (000)	EDUCATIONAL & NON-PROFIT INSTITUTION DOLLARS (000)	OUTSIDE US POSSESSIONS DOLLARS (000)
1. TOTAL (2+7+8)	840	834				
2. SUBTOTAL (3+4+5+6)	840	834	327	387	117	3
3. FORMALLY ADVERTISED (INCLUDING 2 STEP)	0	0	0	0	0	0
4. NEGOTIATED COMPETITIVE	116	170	130	29	11	0
5. NEGOTIATED NON-COMPETITIVE	509	403	133	161	106	3
6. PROCUREMENT UNDER ANOTHER AGENCY'S CONTRACTS	215	261	64	197	0	0
6A. GSA SCHEDULES	215	261	64	197	0	0
6B. ANOTHER AGENCY'S CONTRACTS	0	0	0	0	0	0
7. DIRECTED CONTRACTS FOR FOREIGN GOVERNMENTS	0	0				
8. TARIFF OR REGULATED ACQUISITIONS	0	0				

PART II - STATISTICS ON SELECTED TYPES OF ACQUISITION

TYPE OF ACQUISITION	NUMBER OF ACTIONS	NET DOLLAR AMOUNT DOLLARS (000)
9. SMALL BUSINESS TOTAL SET-ASIDES	0	0
10. SMALL BUSINESS PARTIAL SET-ASIDES	0	0
11. TOTAL LABOR SURPLUS AREA SET-ASIDES	0	0
12. TOTAL LABOR SURPLUS AREA/SMALL BUSINESS SET-ASIDES	0	0
13. ACQUISITIONS FROM MINORITY AND DISADVANTAGED BUSINESS ENTERPRISES (13A+13B)	18	13
13A. DIRECTED TO LARGE OR SMALL MINORITY BUSINESS ENTERPRISES	18	13
13B. SMALL BUSINESS - DISADVANTAGED 8(A)	0	0
14. WOMEN-OWNED BUSINESS	21	35

FEDERAL PROCUREMENT DATA SYSTEM  
 NUCLEAR REGULATORY COMMISSION  
 FOURTH QUARTER FISCAL YEAR 1985 YEAR TO DATE  
 ACTIONS REPORTED IN SUMMARY ON SF 281

PART I - TOTAL PRIME ACQUISITION ACTIONS REPORTED IN SUMMARY ON SF 281

ACQUISITION METHOD	NUMBER OF ACTIONS	TOTAL DOLLARS (000)	SMALL BUSINESS CONCERNS DOLLARS (000)	LARGE BUSINESS CONCERNS DOLLARS (000)	EDUCATIONAL & NON-PROFIT INSTITUTION DOLLARS (000)	OUTSIDE US POSSESSIONS DOLLARS (000)
1. TOTAL (2+7+8)	3,794	4,558				
2. SUBTOTAL (3+4+5+6)	3,732	4,393	2,154	1,924	313	2
3. FORMALLY ADVERTISED (INCLUDING 2 STEP)	7	-12	-6	-6	0	0
4. NEGOTIATED COMPETITIVE	768	1,191	796	351	44	0
5. NEGOTIATED NON-COMPETITIVE	2,073	1,933	923	745	263	2
6. PROCUREMENT UNDER ANOTHER AGENCY'S CONTRACTS	884	1,281	441	834	6	0
6A. GSA SCHEDULES	883	1,280	440	834	6	0
6B. ANOTHER AGENCY'S CONTRACTS	1	1	1	0	0	0
7. DIRECTED CONTRACTS FOR FOREIGN GOVERNMENTS	0	0				
8. TARIFF OR REGULATED ACQUISITIONS	62	165				

PART II - STATISTICS ON SELECTED TYPES OF ACQUISITION

TYPE OF ACQUISITION	NUMBER OF ACTIONS	NET DOLLAR AMOUNT DOLLARS (000)
9. SMALL BUSINESS TOTAL SET-ASIDES	5	-4
10. SMALL BUSINESS PARTIAL SET-ASIDES	0	0
11. TOTAL LABOR SURPLUS AREA SET-ASIDES	0	0
12. TOTAL LABOR SURPLUS AREA/SMALL BUSINESS SET-ASIDES	0	0
13. ACQUISITIONS FROM MINORITY AND DISADVANTAGED BUSINESS ENTERPRISES (13A+13B)	93	73
13A. DIRECTED TO LARGE OR SMALL MINORITY BUSINESS ENTERPRISES	85	74
13B. SMALL BUSINESS - DISADVANTAGED 8(A)	5	-1
14. WOMEN-OWNED BUSINESS	100	172

FEDERAL PROCUREMENT DATA SYSTEM  
 NUCLEAR REGULATORY COMMISSION  
 FOURTH QUARTER FISCAL YEAR 1985 AND YEAR TO DATE

ACTIONS REPORTED INDIVIDUALLY ON SF-279

	ACTIONS	4Q \$(000)	YTD ACTIONS	YTD \$(000)	YTD % #	YTD % \$
NUCLEAR REGULATORY COMMISSION	144	17,244	460	57,016	100.000	100.000
TYPE CONTRACTOR						
BUS CONCERNS	112	13,389	379	45,266	82.391	79.392
EDUCATIONAL & NON-PROFIT	20	2,883	49	8,842	10.652	15.508
STATE LOC GOV	11	922	27	2,192	5.870	3.845
NON-DEFINED	1	50	5	716	1.087	1.256
METHODS OF PROC						
2 STEP	0	0	0	0	0.000	0.000
OTHER FORMAL ADV	0	0	8	320	1.739	0.561
NEG COMP	77	9,181	259	30,084	56.304	52.764
NEG NON-COMP	29	3,671	122	17,265	26.522	30.281
DIR FOR GOVS	0	0	0	0	0.000	0.000
TARIFF OR REG	2	335	15	4,112	3.261	7.212
SMALL BUSINESS AWARDS						
PRIML	64	8,887	172	20,609	37.391	36.146
TOTAL SET-ASIDE	16	573	42	4,347	9.130	7.624
PARTIAL SET-ASIDE	0	0	0	0	0.000	0.000
LABOR SURPLUS AREA						
TOTAL SET-ASIDE	0	0	0	0	0.000	0.000
TIE BID PREF	0	0	0	0	0.000	0.000
TOT LSA SM SET-ASIDE	0	0	0	0	0.000	0.000
SUB-TOTAL	0	0	0	0	0.000	0.000
NO PREF GIVEN	144	17,244	460	57,016	100.000	100.000
MINORITY & DISADVANT						
LG MINORITY	0	0	0	0	0.000	0.000
SM MINORITY	1	251	6	929	1.304	1.629
SA MINORITY	15	3,010	36	6,027	7.826	10.571
SUB-TOTAL	16	3,261	42	6,956	9.130	12.200
WOMEN OWNED	5	140	14	1,089	3.043	1.910
TYPE OF CONTRACT						
FIXED PRICE	65	4,127	238	16,593	51.739	29.102
COST	75	12,848	197	37,135	42.826	65.131
TIME & MATERIAL	2	111	16	1,415	3.478	2.482
LABOR HOUR	2	158	9	1,873	1.957	3.285
MULTI YEAR	4	99	13	289	2.826	0.507
SUBJECT TO STAT REQ						
WALSH HEALEY MFR	20	1,359	102	5,328	22.174	9.345
WALSH HEALEY DLR	3	-52	12	378	2.609	0.663
SERVICE CONTRACTS	20	3,544	67	7,374	14.565	12.933
DAVIS BACON	0	0	0	0	0.000	0.000
NOT SUBJECT TO	101	12,393	279	43,936	60.652	77.059
KIND OF CONTRACT						
INITIAL LETTER	0	0	2	1,743	0.435	3.057
DEF SUPERSED LTR	1	625	3	752	0.652	1.319
DEFINITIVE	46	6,280	120	13,573	26.087	23.806
INTERNAL ORDER	0	0	2	52	0.435	0.091
MODIFICATION	73	9,007	217	34,947	47.174	61.293
GSA SCHEDULE	24	1,332	112	5,943	24.348	10.423
EXTERNAL ORDER	0	0	1	96	0.217	0.168
TERM FOR DEFAULT	0	0	0	0	0.000	0.000
TERM FOR CONVEN	0	0	3	-90	0.652	-0.158
PRODUCT OR SERVICE						
SUPPLIES & EQUIPMENT	12	640	44	2,541	9.565	4.457
RESEARCH & DEVELOPMENT	52	5,768	120	23,072	26.087	40.466
CONSTRUCTION	0	0	0	0	0.000	0.000
ARCHITECT ENGINEER	0	0	0	0	0.000	0.000
AUTOMATIC DATA PROCESSING SERVICES	10	2,812	37	6,690	8.043	11.734
ADP EQUIPMENT, PURCHASE & LEASE	14	693	55	2,283	11.957	4.004
REAL PROPERTY, PURCHASE & LEASE	0	0	0	0	0.000	0.000
OTHER SERVICES	56	7,331	204	22,430	44.348	39.340
CONSULTANT SERVICES	2	13	15	498	3.261	0.873

FEDERAL PROCUREMENT DATA SYSTEM  
 OCCUPATIONAL SAFETY & HEALTH REVIEW COMM  
 FOURTH QUARTER FISCAL YEAR 1985  
 ACTIONS REPORTED IN SUMMARY ON SF 281

PART I - TOTAL PRIME ACQUISITION ACTIONS REPORTED IN SUMMARY ON SF 281

ACQUISITION METHOD	NUMBER OF ACTIONS	TOTAL DOLLARS (000)	SMALL	LARGE	EDUCATIONAL	OUTSIDE US
			BUSINESS CONCERNS DOLLARS (000)	BUSINESS CONCERNS DOLLARS (000)	& NON-PROFIT INSTITUTION DOLLARS (000)	POSSESSIONS DOLLARS (000)
1. TOTAL (2+7+8)						
2. SUBTOTAL (3+4+5+6)						
3. FORMALLY ADVERTISED (INCLUDING 2 STEP)						
4. NEGOTIATED COMPETITIVE						
5. NEGOTIATED NON-COMPETITIVE						
6. PROCUREMENT UNDER ANOTHER AGENCY'S CONTRACTS						
6A. GSA SCHEDULES						
6B. ANOTHER AGENCY'S CONTRACTS						
7. DIRECTED CONTRACTS FOR FOREIGN GOVERNMENTS						
8. TARIFF OR REGULATED ACQUISITIONS						

PART II - STATISTICS ON SELECTED TYPES OF ACQUISITION

TYPE OF ACQUISITION	NUMBER OF ACTIONS	NET DOLLAR AMOUNT DOLLARS (000)
9. SMALL BUSINESS TOTAL SET-ASIDES		
10. SMALL BUSINESS PARTIAL SET-ASIDES		
11. TOTAL LABOR SURPLUS AREA SET-ASIDES		
12. TOTAL LABOR SURPLUS AREA/SMALL BUSINESS SET-ASIDES		
13. ACQUISITIONS FROM MINORITY AND DISADVANTAGED BUSINESS ENTERPRISES (13A+13B)		
13A. DIRECTED TO LARGE OR SMALL MINORITY BUSINESS ENTERPRISES		
13B. SMALL BUSINESS - DISADVANTAGED 8(A)		
14. WOMEN-OWNED BUSINESS		

\*\*\* FAILED TO REPORT \*\*\*

FEDERAL PROCUREMENT DATA SYSTEM  
 OCCUPATIONAL SAFETY & HEALTH REVIEW COMM  
 FOURTH QUARTER FISCAL YEAR 1985 YEAR TO DATE  
 ACTIONS REPORTED IN SUMMARY ON SF 281

PART I - TOTAL PRIME ACQUISITION ACTIONS REPORTED IN SUMMARY ON SF 281

ACQUISITION METHOD	NUMBER OF ACTIONS	TOTAL DOLLARS (000)	SMALL	LARGE	EDUCATIONAL	OUTSIDE US
			BUSINESS CONCERNS DOLLARS (000)	BUSINESS CONCERNS DOLLARS (000)	& NON-PROFIT INSTITUTION DOLLARS (000)	POSSESSIONS DOLLARS (000)
1. TOTAL (2+7+8)						
2. SUBTOTAL (3+4+5+6)						
3. FORMALLY ADVERTISED (INCLUDING 2 STEP)						
4. NEGOTIATED COMPETITIVE						
5. NEGOTIATED NON-COMPETITIVE						
6. PROCUREMENT UNDER ANOTHER AGENCY'S CONTRACTS						
6A. GSA SCHEDULES						
6B. ANOTHER AGENCY'S CONTRACTS						
7. DIRECTED CONTRACTS FOR FOREIGN GOVERNMENTS						
8. TARIFF OR REGULATED ACQUISITIONS						

PART II - STATISTICS ON SELECTED TYPES OF ACQUISITION

TYPE OF ACQUISITION	NUMBER OF ACTIONS	NET DOLLAR AMOUNT DOLLARS (000)
9. SMALL BUSINESS TOTAL SET-ASIDES		
10. SMALL BUSINESS PARTIAL SET-ASIDES		
11. TOTAL LABOR SURPLUS AREA SET-ASIDES		
12. TOTAL LABOR SURPLUS AREA/SMALL BUSINESS SET-ASIDES		
13. ACQUISITIONS FROM MINORITY AND DISADVANTAGED BUSINESS ENTERPRISES (13A+13B)		
13A. DIRECTED TO LARGE OR SMALL MINORITY BUSINESS ENTERPRISES		
13B. SMALL BUSINESS - DISADVANTAGED 8(A)		
14. WOMEN-OWNED BUSINESS		

\*\*\* FAILED TO REPORT \*\*\*

FEDERAL PROCUREMENT DATA SYSTEM  
 OCCUPATIONAL SAFETY & HEALTH REVIEW COMM  
 FOURTH QUARTER FISCAL YEAR 1985 AND YEAR TO DATE

ACTIONS REPORTED INDIVIDUALLY ON SF-279

ACTIONS	4Q \$(000)	YTD ACTIONS	YTD \$(000)	YTD % #	YTD % \$
---------	------------	-------------	-------------	---------	----------

OCCUPATIONAL SAFETY & HEALTH REVIEW COMM

TYPE CONTRACTOR

BUS CONCERNS  
 EDUCATIONAL & NON-PROFIT  
 STATE LOC GOV  
 NON-DEFINED

METHODS OF PROC

2 STEP  
 OTHER FORMAL ADV  
 NEG COMP  
 NEG NON-COMP  
 DIR FOR GOVS  
 TARIFF OR REG

SMALL BUSINESS AWARDS

PRIME  
 TOTAL SET-ASIDE  
 PARTIAL SET-ASIDE

LABOR SURPLUS AREA

TOTAL SET-ASIDE  
 TIE BID PREF  
 TOT LSA SM SET-ASIDE  
 SUB-TOTAL  
 NO PREF GIVEN

MINORITY & DISADVANT

LG MINORITY  
 SM MINORITY  
 8A MINORITY  
 SUB-TOTAL

WOMEN OWNED

TYPE OF CONTRACT

FIXED PRICE  
 COST  
 TIME & MATERIAL  
 LABOR HOUR  
 MULTI YEAR

SUBJECT TO STAT REQ

WALSH HEALEY MFR  
 WALSH HEALEY DLR  
 SERVICE CONTRACTS  
 DAVIS BACON  
 NOT SUBJECT TO

KIND OF CONTRACT

INITIAL LETTER

DEF SUPERSED LTR

DEFINITIVE  
 INTERNAL ORDER  
 MODIFICATION  
 GSA SCHEDULE  
 EXTERNAL ORDER  
 TERM FOR DEFAULT  
 TERM FOR CONVEN

PRODUCT OR SERVICE

SUPPLIES & EQUIPMENT  
 RESEARCH & DEVELOPMENT  
 CONSTRUCTION  
 ARCHITECT ENGINEER  
 AUTOMATIC DATA PROCESSING SERVICES  
 ADP EQUIPMENT, PURCHASE & LEASE  
 REAL PROPERTY, PURCHASE & LEASE  
 OTHER SERVICES  
 CONSULTANT SERVICES

\*\*\* FAILED TO REPORT THIS QUARTER \*\*\*

FEDERAL PROCUREMENT DATA SYSTEM  
OFFICE OF PERSONNEL MANAGEMENT  
FOURTH QUARTER FISCAL YEAR 1985  
ACTIONS REPORTED IN SUMMARY ON SF 281

PART I - TOTAL PRIME ACQUISITION ACTIONS REPORTED IN SUMMARY ON SF 281

ACQUISITION METHOD	NUMBER OF ACTIONS	TOTAL DOLLARS (000)	SMALL BUSINESS CONCERNS DOLLARS (000)	LARGE BUSINESS CONCERNS DOLLARS (000)	EDUCATIONAL & NON-PROFIT INSTITUTION DOLLARS (000)	OUTSIDE US POSSESSIONS DOLLARS (000)
1. TOTAL (2+7+8)	2,743	1,762				
2. SUBTOTAL (3+4+5+6)	2,743	1,762	1,339	411	12	0
3. FORMALLY ADVERTISED (INCLUDING 2 STEP)	37	26	26	0	0	0
4. NEGOTIATED COMPETITIVE	676	382	286	119	7	0
5. NEGOTIATED NON-COMPETITIVE	1,657	1,131	1,016	110	5	0
6. PROCUREMENT UNDER ANOTHER AGENCY'S CONTRACTS	373	223	41	182	0	0
6A. GSA SCHEDULES	373	223	41	182	0	0
6B. ANOTHER AGENCY'S CONTRACTS	0	0	0	0	0	0
7. DIRECTED CONTRACTS FOR FOREIGN GOVERNMENTS	0	0				
8. TARIFF OR REGULATED ACQUISITIONS	0	0				

PART II - STATISTICS ON SELECTED TYPES OF ACQUISITION

TYPE OF ACQUISITION	NUMBER OF ACTIONS	NET DOLLAR AMOUNT DOLLARS (000)
9. SMALL BUSINESS TOTAL SET-ASIDES	0	0
10. SMALL BUSINESS PARTIAL SET-ASIDES	0	0
11. TOTAL LABOR SURPLUS AREA SET-ASIDES	0	0
12. TOTAL LABOR SURPLUS AREA/SMALL BUSINESS SET-ASIDES	0	0
13. ACQUISITIONS FROM MINORITY AND DISADVANTAGED BUSINESS ENTERPRISES (13A+13B)	90	55
13A. DIRECTED TO LARGE OR SMALL MINORITY BUSINESS ENTERPRISES	90	55
13B. SMALL BUSINESS - DISADVANTAGED 8(A)	0	0
14. WOMEN-OWNED BUSINESS	234	171

FEDERAL PROCUREMENT DATA SYSTEM  
OFFICE OF PERSONNEL MANAGEMENT  
FOURTH QUARTER FISCAL YEAR 1985 YEAR TO DATE  
ACTIONS REPORTED IN SUMMARY ON SF 281

PART I - TOTAL PRIME ACQUISITION ACTIONS REPORTED IN SUMMARY ON SF 281

ACQUISITION METHOD	NUMBER OF ACTIONS	TOTAL DOLLARS (000)	SMALL BUSINESS CONCERNS DOLLARS (000)	LARGE BUSINESS CONCERNS DOLLARS (000)	EDUCATIONAL & NON-PROFIT INSTITUTION DOLLARS (000)	OUTSIDE US POSSESSIONS DOLLARS (000)
1. TOTAL (2+7+8)	11,365	6,793				
2. SUBTOTAL (3+4+5+6)	11,365	6,793	4,446	2,286	54	7
3. FORMALLY ADVERTISED (INCLUDING 2 STEP)	131	89	89	0	0	0
4. NEGOTIATED COMPETITIVE	3,827	1,764	1,107	633	18	6
5. NEGOTIATED NON-COMPETITIVE	5,578	3,471	2,822	615	33	1
6. PROCUREMENT UNDER ANOTHER AGENCY'S CONTRACTS	1,829	1,469	428	1,038	3	0
6A. GSA SCHEDULES	1,772	1,455	414	1,038	3	0
6B. ANOTHER AGENCY'S CONTRACTS	57	14	14	0	0	0
7. DIRECTED CONTRACTS FOR FOREIGN GOVERNMENTS	0	0				
8. TARIFF OR REGULATED ACQUISITIONS	0	0				

PART II - STATISTICS ON SELECTED TYPES OF ACQUISITION

TYPE OF ACQUISITION	NUMBER OF ACTIONS	NET DOLLAR AMOUNT DOLLARS (000)
9. SMALL BUSINESS TOTAL SET-ASIDES	0	0
10. SMALL BUSINESS PARTIAL SET-ASIDES	0	0
11. TOTAL LABOR SURPLUS AREA SET-ASIDES	0	0
12. TOTAL LABOR SURPLUS AREA/SMALL BUSINESS SET-ASIDES	0	0
13. ACQUISITIONS FROM MINORITY AND DISADVANTAGED BUSINESS ENTERPRISES (13A+13B)	450	416
13A. DIRECTED TO LARGE OR SMALL MINORITY BUSINESS ENTERPRISES	450	416
13B. SMALL BUSINESS - DISADVANTAGED 8(A)	0	0
14. WOMEN-OWNED BUSINESS	533	566

FEDERAL PROCUREMENT DATA SYSTEM  
OFFICE OF PERSONNEL MANAGEMENT  
FOURTH QUARTER FISCAL YEAR 1985 AND YEAR TO DATE

ACTIONS REPORTED INDIVIDUALLY ON SF-279

	ACTIONS	4Q \$(000)	YTD ACTIONS	YTD \$(000)	YTD % \$	YTD % #
OFFICE OF PERSONNEL MANAGEMENT	21	2,202	405	320,369	100.000	100.000
TYPE CONTRACTOR						
BUS CONCERNS	20	2,140	383	83,219	94.568	25.976
EDUCATIONAL & NON-PROFIT	1	62	22	237,150	5.432	74.024
STATE LOC GOV	0	0	0	0	0.000	0.000
NON-DEFINED	0	0	0	0	0.000	0.000
METHODS OF PROC						
2 STEP	0	0	0	0	0.000	0.000
OTHER FORMAL ADV	2	282	3	315	0.741	0.098
NEG COMP	9	599	131	8,522	32.346	2.660
NEG NON-COMP	5	403	256	310,184	63.210	96.821
DIR FOR GOVS	0	0	0	0	0.000	0.000
TARIFF OR REG	1	138	3	436	0.741	0.136
SMALL BUSINESS AWARDS						
PRIME	10	1,178	254	49,773	62.716	15.536
TOTAL SET-ASIDE	1	4	9	184	2.222	0.057
PARTIAL SET-ASIDE	0	0	0	0	0.000	0.000
LABOR SURPLUS AREA						
TOTAL SET-ASIDE	0	0	0	0	0.000	0.000
TIE BID PREF	1	102	1	102	0.247	0.032
TOT LSA SM SET-ASIDE	0	0	0	0	0.000	0.000
SUB-TOTAL	1	102	1	102	0.247	0.032
NO PREF GIVEN	20	2,100	404	320,267	99.753	99.968
MINORITY & DISADVANT						
LG MINORITY	0	0	0	0	0.000	0.000
SM MINORITY	2	36	9	509	2.222	0.159
8A MINORITY	1	547	1	547	0.247	0.171
SUB-TOTAL	3	583	10	1,056	2.469	0.330
WOMEN OWNED	3	583	6	1,085	1.481	0.339
TYPE OF CONTRACT						
FIXED PRICE	21	2,202	402	319,938	99.259	99.865
COST	0	0	1	25	0.247	0.008
TIME & MATERIAL	0	0	0	0	0.000	0.000
LABOR HOUR	0	0	2	406	0.494	0.127
MULTI YEAR	1	22	4	71	0.988	0.022
SUBJECT TO STAT REQ						
WALSH HEALEY MFR	4	316	69	3,477	17.037	1.085
WALSH HEALEY DLR	2	238	14	1,757	3.457	0.548
SERVICE CONTRACTS	7	672	32	4,921	7.901	1.536
DAVIS BACON	0	0	0	0	0.000	0.000
NOT SUBJECT TO	8	976	290	310,214	71.605	96.830
KIND OF CONTRACT						
INITIAL LETTER	1	88	1	88	0.247	0.027
DEF SUPERSED LTR	0	0	0	0	0.000	0.000
DEFINITIVE	4	703	91	6,317	22.469	1.972
INTERNAL ORDER	3	420	5	718	1.235	0.224
MODIFICATION	12	969	237	311,181	58.519	97.132
GSA SCHEDULE	1	22	69	2,235	17.037	0.698
EXTERNAL ORDER	0	0	0	0	0.000	0.000
TERM FOR DEFAULT	0	0	1	-9	0.247	-0.003
TERM FOR CONVEN	0	0	1	-161	0.247	-0.050
PRODUCT OR SERVICE						
SUPPLIES & EQUIPMENT	2	65	26	611	6.420	0.191
RESEARCH & DEVELOPMENT	0	0	0	0	0.000	0.000
CONSTRUCTION	0	0	0	0	0.000	0.000
ARCHITECT ENGINEER	0	0	1	43	0.247	0.013
AUTOMATIC DATA PROCESSING SERVICES	7	710	17	2,493	4.198	0.778
ADP EQUIPMENT, PURCHASE & LEASE	4	578	69	4,368	17.037	1.363
REAL PROPERTY, PURCHASE & LEASE	0	0	0	0	0.000	0.000
OTHER SERVICES	8	849	292	312,854	72.099	97.654
CONSULTANT SERVICES	0	0	3	96	0.741	0.030

FEDERAL PROCUREMENT DATA SYSTEM  
 PEACE CORP  
 FOURTH QUARTER FISCAL YEAR 1985  
 ACTIONS REPORTED IN SUMMARY ON SF 281

PART I - TOTAL PRIME ACQUISITION ACTIONS REPORTED IN SUMMARY ON SF 281

ACQUISITION METHOD	NUMBER OF ACTIONS	TOTAL DOLLARS (000)	SMALL BUSINESS CONCERNS DOLLARS (000)	LARGE BUSINESS CONCERNS DOLLARS (000)	EDUCATIONAL & NON-PROFIT INSTITUTION DOLLARS (000)	OUTSIDE US POSSESSIONS DOLLARS (000)
1. TOTAL (2+7+8)	4,220	5,641				
2. SUBTOTAL (3+4+5+6)	4,220	5,641	727	291	608	4,015
3. FORMALLY ADVERTISED (INCLUDING 2 STEP)	0	0	0	0	0	0
4. NEGOTIATED COMPETITIVE	1,810	2,239	276	36	0	1,927
5. NEGOTIATED NON-COMPETITIVE	2,305	3,150	353	101	608	2,088
6. PROCUREMENT UNDER ANOTHER AGENCY'S CONTRACTS	105	252	98	154	0	0
6A. GSA SCHEDULES	105	252	98	154	0	0
6B. ANOTHER AGENCY'S CONTRACTS	0	0	0	0	0	0
7. DIRECTED CONTRACTS FOR FOREIGN GOVERNMENTS	0	0				
8. TARIFF OR REGULATED ACQUISITIONS	0	0				

PART II - STATISTICS ON SELECTED TYPES OF ACQUISITION

TYPE OF ACQUISITION	NUMBER OF ACTIONS	NET DOLLAR AMOUNT DOLLARS (000)
9. SMALL BUSINESS TOTAL SET-ASIDES	0	0
10. SMALL BUSINESS PARTIAL SET-ASIDES	0	0
11. TOTAL LABOR SURPLUS AREA SET-ASIDES	0	0
12. TOTAL LABOR SURPLUS AREA/SMALL BUSINESS SET-ASIDES	0	0
13. ACQUISITIONS FROM MINORITY AND DISADVANTAGED BUSINESS ENTERPRISES (13A+13B)	6	18
13A. DIRECTED TO LARGE OR SMALL MINORITY BUSINESS ENTERPRISES	0	0
13B. SMALL BUSINESS - DISADVANTAGED 8(A)	6	18
14. WOMEN-OWNED BUSINESS	39	93

FEDERAL PROCUREMENT DATA SYSTEM  
 PEACE CORP  
 FOURTH QUARTER FISCAL YEAR 1985 YEAR TO DATE  
 ACTIONS REPORTED IN SUMMARY ON SF 281

PART I - TOTAL PRIME ACQUISITION ACTIONS REPORTED IN SUMMARY ON SF 281

ACQUISITION METHOD	NUMBER OF ACTIONS	TOTAL DOLLARS (000)	SMALL BUSINESS CONCERNS DOLLARS (000)	LARGE BUSINESS CONCERNS DOLLARS (000)	EDUCATIONAL & NON-PROFIT INSTITUTION DOLLARS (000)	OUTSIDE US POSSESSIONS DOLLARS (000)
1. TOTAL (2+7+8)	12,968	12,895				
2. SUBTOTAL (3+4+5+6)	12,968	12,895	2,067	755	653	9,420
3. FORMALLY ADVERTISED (INCLUDING 2 STEP)	0	0	0	0	0	0
4. NEGOTIATED COMPETITIVE	4,128	5,093	613	78	1	4,401
5. NEGOTIATED NON-COMPETITIVE	8,552	7,310	1,279	360	652	5,019
6. PROCUREMENT UNDER ANOTHER AGENCY'S CONTRACTS	288	492	175	317	0	0
6A. GSA SCHEDULES	282	489	175	314	0	0
6B. ANOTHER AGENCY'S CONTRACTS	6	3	0	3	0	0
7. DIRECTED CONTRACTS FOR FOREIGN GOVERNMENTS	0	0				
8. TARIFF OR REGULATED ACQUISITIONS	0	0				

PART II - STATISTICS ON SELECTED TYPES OF ACQUISITION

TYPE OF ACQUISITION	NUMBER OF ACTIONS	NET DOLLAR AMOUNT DOLLARS (000)
9. SMALL BUSINESS TOTAL SET-ASIDES	0	0
10. SMALL BUSINESS PARTIAL SET-ASIDES	0	0
11. TOTAL LABOR SURPLUS AREA SET-ASIDES	0	0
12. TOTAL LABOR SURPLUS AREA/SMALL BUSINESS SET-ASIDES	0	0
13. ACQUISITIONS FROM MINORITY AND DISADVANTAGED BUSINESS ENTERPRISES (13A+13B)	21	49
13A. DIRECTED TO LARGE OR SMALL MINORITY BUSINESS ENTERPRISES	15	31
13B. SMALL BUSINESS - DISADVANTAGED 8(A)	6	18
14. WOMEN-OWNED BUSINESS	104	360



FEDERAL PROCUREMENT DATA SYSTEM  
 PEACE CORP  
 FOURTH QUARTER FISCAL YEAR 1985 AND YEAR TO DATE

ACTIONS REPORTED INDIVIDUALLY ON SF-279

	ACTIONS	4Q \$(000)	YTD ACTIONS	YTD \$(000)	YTD % #	YTD % \$
PEACE CORP	99	5,039	288	16,592	100.000	100.000
TYPE CONTRACTOR						
BUS CONCERNS	51	3,257	139	11,220	48.264	67.623
EDUCATIONAL & NON-PROFIT	6	719	15	2,350	5.208	14.163
STATE LOC GOV	1	15	1	15	0.347	0.090
NON-DEFINED	41	1,048	133	3,007	46.181	18.123
METHODS OF PROC						
2 STEP	0	0	0	0	0.000	0.000
OTHER FORMAL ADV	1	12	1	12	0.347	0.072
NEG COMP	21	1,514	96	5,785	33.333	34.866
NEG NON-COMP	11	1,106	89	6,790	30.903	40.923
DIR FOR GOVS	0	0	0	0	0.000	0.000
TARIFF OR REG	0	0	0	0	0.000	0.000
SMALL BUSINESS AWARDS						
PRIME	34	1,850	91	8,030	31.597	48.397
TOTAL SET-ASIDE	0	0	3	44	1.042	0.265
PARTIAL SET-ASIDE	0	0	0	0	0.000	0.000
LABOR SURPLUS AREA						
TOTAL SET-ASIDE	0	0	0	0	0.000	0.000
TIE BID PREF	0	0	0	0	0.000	0.000
TOT LSA SM SET-ASIDE	0	0	0	0	0.000	0.000
SUB-TOTAL	0	0	0	0	0.000	0.000
NO PREF GIVEN	99	5,039	288	16,592	100.000	100.000
MINORITY & DISADVANT						
LG MINORITY	0	0	0	0	0.000	0.000
SM MINORITY	0	0	1	175	0.347	1.055
8A MINORITY	7	889	18	3,894	6.250	23.469
SUB-TOTAL	7	889	19	4,069	6.597	24.524
WOMEN OWNED	15	441	48	1,767	16.667	10.650
TYPE OF CONTRACT						
FIXED PRICE	85	3,278	233	7,138	80.903	43.021
COST	14	1,761	55	9,454	19.097	56.979
TIME & MATERIAL	0	0	0	0	0.000	0.000
LABOR HOUR	0	0	0	0	0.000	0.000
MULTI YEAR	3	54	18	644	6.250	3.881
SUBJECT TO STAT REQ						
WALSH HEALEY MFR	8	157	20	651	6.944	3.924
WALSH HEALEY DLR	4	100	5	141	1.736	0.850
SERVICE CONTRACTS	0	0	3	50	1.042	0.301
DAVIS BACON	0	0	0	0	0.000	0.000
NOT SUBJECT TO	87	4,773	260	15,750	90.278	94.925
KIND OF CONTRACT						
INITIAL LETTER	0	0	3	57	1.042	0.344
DEF SUPERSED LTR	0	0	0	0	0.000	0.000
DEFINITIVE	63	2,212	187	6,699	64.931	40.375
INTERNAL ORDER	0	0	0	0	0.000	0.000
MODIFICATION	23	2,551	67	8,961	23.264	54.008
GSA SCHEDULE	12	266	30	865	10.417	5.213
EXTERNAL ORDER	1	10	1	10	0.347	0.060
TERM FOR DEFAULT	0	0	0	0	0.000	0.000
TERM FOR CONVEN	0	0	0	0	0.000	0.000
PRODUCT OR SERVICE						
SUPPLIES & EQUIPMENT	23	837	45	1,341	15.625	8.082
RESEARCH & DEVELOPMENT	0	0	0	0	0.000	0.000
CONSTRUCTION	1	10	2	29	0.694	0.175
ARCHITECT ENGINEER	1	29	1	29	0.347	0.175
AUTOMATIC DATA PROCESSING SERVICES	0	0	3	139	1.042	0.838
ADP EQUIPMENT, PURCHASE & LEASE	13	452	35	1,683	12.153	10.143
REAL PROPERTY, PURCHASE & LEASE	3	96	27	603	9.375	3.634
OTHER SERVICES	58	3,615	175	12,768	60.764	76.953
CONSULTANT SERVICES	0	0	1	12	0.347	0.072

FEDERAL PROCUREMENT DATA SYSTEM  
PENNSYLVANIA AVENUE DEVELOPMENT CORP  
FOURTH QUARTER FISCAL YEAR 1985  
ACTIONS REPORTED IN SUMMARY ON SF 281

PART I - TOTAL PRIME ACQUISITION ACTIONS REPORTED IN SUMMARY ON SF 281

ACQUISITION METHOD	NUMBER OF ACTIONS	TOTAL DOLLARS (000)	SMALL	LARGE	EDUCATIONAL	OUTSIDE US
			BUSINESS CONCERNS DOLLARS (000)	BUSINESS CONCERNS DOLLARS (000)	& NON-PROFIT INSTITUTION DOLLARS (000)	POSSESSIONS DOLLARS (000)
1. TOTAL (2+7+8)						
2. SUBTOTAL (3+4+5+6)						
3. FORMALLY ADVERTISED (INCLUDING 2 STEP)						
4. NEGOTIATED COMPETITIVE						
5. NEGOTIATED NON-COMPETITIVE						
6. PROCUREMENT UNDER ANOTHER AGENCY'S CONTRACTS						
6A. GSA SCHEDULES						
6B. ANOTHER AGENCY'S CONTRACTS						
7. DIRECTED CONTRACTS FOR FOREIGN GOVERNMENTS						
8. TARIFF OR REGULATED ACQUISITIONS						

PART II - STATISTICS ON SELECTED TYPES OF ACQUISITION

TYPE OF ACQUISITION	NUMBER OF ACTIONS	NET DOLLAR AMOUNT DOLLARS (000)
9. SMALL BUSINESS TOTAL SET-ASIDES		
10. SMALL BUSINESS PARTIAL SET-ASIDES		
11. TOTAL LABOR SURPLUS AREA SET-ASIDES		
12. TOTAL LABOR SURPLUS AREA/SMALL BUSINESS SET-ASIDES		
13. ACQUISITIONS FROM MINORITY AND DISADVANTAGED BUSINESS ENTERPRISES (13A+13B)		
13A. DIRECTED TO LARGE OR SMALL MINORITY BUSINESS ENTERPRISES		
13B. SMALL BUSINESS - DISADVANTAGED 8(A)		
14. WOMEN-OWNED BUSINESS		

\*\*\* FAILED TO REPORT \*\*\*

FEDERAL PROCUREMENT DATA SYSTEM  
PENNSYLVANIA AVENUE DEVELOPMENT CORP  
FOURTH QUARTER FISCAL YEAR 1985 YEAR TO DATE  
ACTIONS REPORTED IN SUMMARY ON SF 281

PART I - TOTAL PRIME ACQUISITION ACTIONS REPORTED IN SUMMARY ON SF 281

ACQUISITION METHOD	NUMBER OF ACTIONS	TOTAL DOLLARS (000)	SMALL	LARGE	EDUCATIONAL	OUTSIDE US
			BUSINESS CONCERNS DOLLARS (000)	BUSINESS CONCERNS DOLLARS (000)	& NON-PROFIT INSTITUTION DOLLARS (000)	POSSESSIONS DOLLARS (000)
1. TOTAL (2+7+8)						
2. SUBTOTAL (3+4+5+6)						
3. FORMALLY ADVERTISED (INCLUDING 2 STEP)						
4. NEGOTIATED COMPETITIVE						
5. NEGOTIATED NON-COMPETITIVE						
6. PROCUREMENT UNDER ANOTHER AGENCY'S CONTRACTS						
6A. GSA SCHEDULES						
6B. ANOTHER AGENCY'S CONTRACTS						
7. DIRECTED CONTRACTS FOR FOREIGN GOVERNMENTS						
8. TARIFF OR REGULATED ACQUISITIONS						

PART II - STATISTICS ON SELECTED TYPES OF ACQUISITION

TYPE OF ACQUISITION	NUMBER OF ACTIONS	NET DOLLAR AMOUNT DOLLARS (000)
9. SMALL BUSINESS TOTAL SET-ASIDES		
10. SMALL BUSINESS PARTIAL SET-ASIDES		
11. TOTAL LABOR SURPLUS AREA SET-ASIDES		
12. TOTAL LABOR SURPLUS AREA/SMALL BUSINESS SET-ASIDES		
13. ACQUISITIONS FROM MINORITY AND DISADVANTAGED BUSINESS ENTERPRISES (13A+13B)		
13A. DIRECTED TO LARGE OR SMALL MINORITY BUSINESS ENTERPRISES		
13B. SMALL BUSINESS - DISADVANTAGED 8(A)		
14. WOMEN-OWNED BUSINESS		

\*\*\* FAILED TO REPORT \*\*\*

FEDERAL PROCUREMENT DATA SYSTEM  
PENNSYLVANIA AVENUE DEVELOPMENT CORP  
FOURTH QUARTER FISCAL YEAR 1985 AND YEAR TO DATE

ACTIONS REPORTED INDIVIDUALLY ON SF-279

ACTIONS	4Q \$(000)	YTD ACTIONS	YTD \$(000)	YTD % #	YTD % \$
PENNSYLVANIA AVENUE DEVELOPMENT CORP		12	2,817	100.000	100.000
TYPE CONTRACTOR					
BUS CONCERNS		12	2,817	100.000	100.000
EDUCATIONAL & NON-PROFIT		0	0	0.000	0.000
STATE LOC GOV		0	0	0.000	0.000
NON-DEFINED		0	0	0.000	0.000
METHODS OF PROC					
2 STEP		0	0	0.000	0.000
OTHER FORMAL ADV		0	0	0.000	0.000
NEG COMP		4	1,505	33.333	53.426
NEG NON-COMP		8	1,312	66.667	46.574
DIR FOR GOVS		0	0	0.000	0.000
TARIFF OR REG		0	0	0.000	0.000
SMALL BUSINESS AWARDS					
PRIME		3	179	25.000	6.354
TOTAL SET-ASIDE		0	0	0.000	0.000
PARTIAL SET-ASIDE		0	0	0.000	0.000
LABOR SURPLUS AREA					
TOTAL SET-ASIDE		0	0	0.000	0.000
TIE BID PREF		0	0	0.000	0.000
TOT LSA SM SET-ASIDE		0	0	0.000	0.000
SUB-TOTAL		0	0	0.000	0.000
NO PREF GIVEN		12	2,817	100.000	100.000
MINORITY & DISADVANT					
LG MINORITY		0	0	0.000	0.000
SM MINORITY		0	0	0.000	0.000
8A MINORITY		1	117	8.333	4.153
SUB-TOTAL		1	117	8.333	4.153
WOMEN OWNED		1	117	8.333	4.153
TYPE OF CONTRACT					
FIXED PRICE		12	2,817	100.000	100.000
COST		0	0	0.000	0.000
TIME & MATERIAL		0	0	0.000	0.000
LABOR HOUR		0	0	0.000	0.000
MULTI YEAR		1	45	8.333	1.597
SUBJECT TO STAT REQ					
WALSH HEALEY MFR		0	0	0.000	0.000
WALSH HEALEY DLR		0	0	0.000	0.000
SERVICE CONTRACTS		1	117	8.333	4.153
DAVIS BACON		3	1,425	25.000	50.586
NOT SUBJECT TO		8	1,275	66.667	45.261
KIND OF CONTRACT					
INITIAL LETTER		0	0	0.000	0.000
DEF SUPERSED LTR		0	0	0.000	0.000
DEFINITIVE		12	2,817	100.000	100.000
INTERNAL ORDER		0	0	0.000	0.000
MODIFICATION		0	0	0.000	0.000
GSA SCHEDULE		0	0	0.000	0.000
EXTERNAL ORDER		0	0	0.000	0.000
TERM FOR DEFAULT		0	0	0.000	0.000
TERM FOR CONVEN		0	0	0.000	0.000
PRODUCT OR SERVICE					
SUPPLIES & EQUIPMENT		1	34	8.333	1.207
RESEARCH & DEVELOPMENT		0	0	0.000	0.000
CONSTRUCTION		5	1,446	41.667	51.331
ARCHITECT ENGINEER		3	318	25.000	11.289
AUTOMATIC DATA PROCESSING SERVICES		0	0	0.000	0.000
ADP EQUIPMENT, PURCHASE & LEASE		0	0	0.000	0.000
REAL PROPERTY, PURCHASE & LEASE		0	0	0.000	0.000
OTHER SERVICES		3	1,019	25.000	36.173
CONSULTANT SERVICES		4	1,140	33.333	40.469

\*\*\* FAILED TO REPORT THIS QUARTER \*\*\*

FEDERAL PROCUREMENT DATA SYSTEM  
RAILROAD RETIREMENT BOARD  
FOURTH QUARTER FISCAL YEAR 1985  
ACTIONS REPORTED IN SUMMARY ON SF 281

PART I - TOTAL PRIME ACQUISITION ACTIONS REPORTED IN SUMMARY ON SF 281

ACQUISITION METHOD	NUMBER OF ACTIONS	TOTAL DOLLARS (000)	SMALL BUSINESS CONCERNS DOLLARS (000)	LARGE BUSINESS CONCERNS DOLLARS (000)	EDUCATIONAL & NON-PROFIT INSTITUTION DOLLARS (000)	OUTSIDE US POSSESSIONS DOLLARS (000)
1. TOTAL (2+7+8)	346	764				
2. SUBTOTAL (3+4+5+6)	346	764	470	284	10	0
3. FORMALLY ADVERTISED (INCLUDING 2 STEP)	0	0	0	0	0	0
4. NEGOTIATED COMPETITIVE	33	61	29	32	0	0
5. NEGOTIATED NON-COMPETITIVE	190	524	402	112	10	0
6. PROCUREMENT UNDER ANOTHER AGENCY'S CONTRACTS	123	179	39	140	0	0
6A. GSA SCHEDULES	123	179	39	140	0	0
6B. ANOTHER AGENCY'S CONTRACTS	0	0	0	0	0	0
7. DIRECTED CONTRACTS FOR FOREIGN GOVERNMENTS	0	0				
8. TARIFF OR REGULATED ACQUISITIONS	0	0				

PART II - STATISTICS ON SELECTED TYPES OF ACQUISITION

TYPE OF ACQUISITION	NUMBER OF ACTIONS	NET DOLLAR AMOUNT DOLLARS (000)
9. SMALL BUSINESS TOTAL SET-ASIDES	0	0
10. SMALL BUSINESS PARTIAL SET-ASIDES	0	0
11. TOTAL LABOR SURPLUS AREA SET-ASIDES	0	0
12. TOTAL LABOR SURPLUS AREA/SMALL BUSINESS SET-ASIDES	0	0
13. ACQUISITIONS FROM MINORITY AND DISADVANTAGED BUSINESS ENTERPRISES (13A+13B)	0	0
13A. DIRECTED TO LARGE OR SMALL MINORITY BUSINESS ENTERPRISES	0	0
13B. SMALL BUSINESS - DISADVANTAGED 8(A)	0	0
14. WOMEN-OWNED BUSINESS	0	0

FEDERAL PROCUREMENT DATA SYSTEM  
RAILROAD RETIREMENT BOARD  
FOURTH QUARTER FISCAL YEAR 1985 YEAR TO DATE  
ACTIONS REPORTED IN SUMMARY ON SF 281

PART I - TOTAL PRIME ACQUISITION ACTIONS REPORTED IN SUMMARY ON SF 281

ACQUISITION METHOD	NUMBER OF ACTIONS	TOTAL DOLLARS (000)	SMALL BUSINESS CONCERNS DOLLARS (000)	LARGE BUSINESS CONCERNS DOLLARS (000)	EDUCATIONAL & NON-PROFIT INSTITUTION DOLLARS (000)	OUTSIDE US POSSESSIONS DOLLARS (000)
1. TOTAL (2+7+8)	1,196	1,790				
2. SUBTOTAL (3+4+5+6)	1,196	1,790	979	798	13	0
3. FORMALLY ADVERTISED (INCLUDING 2 STEP)	1	60	60	0	0	0
4. NEGOTIATED COMPETITIVE	159	303	195	108	0	0
5. NEGOTIATED NON-COMPETITIVE	523	790	582	195	13	0
6. PROCUREMENT UNDER ANOTHER AGENCY'S CONTRACTS	513	637	142	495	0	0
6A. GSA SCHEDULES	513	637	142	495	0	0
6B. ANOTHER AGENCY'S CONTRACTS	0	0	0	0	0	0
7. DIRECTED CONTRACTS FOR FOREIGN GOVERNMENTS	0	0				
8. TARIFF OR REGULATED ACQUISITIONS	0	0				

PART II - STATISTICS ON SELECTED TYPES OF ACQUISITION

TYPE OF ACQUISITION	NUMBER OF ACTIONS	NET DOLLAR AMOUNT DOLLARS (000)
9. SMALL BUSINESS TOTAL SET-ASIDES	0	0
10. SMALL BUSINESS PARTIAL SET-ASIDES	0	0
11. TOTAL LABOR SURPLUS AREA SET-ASIDES	0	0
12. TOTAL LABOR SURPLUS AREA/SMALL BUSINESS SET-ASIDES	0	0
13. ACQUISITIONS FROM MINORITY AND DISADVANTAGED BUSINESS ENTERPRISES (13A+13B)	0	0
13A. DIRECTED TO LARGE OR SMALL MINORITY BUSINESS ENTERPRISES	0	0
13B. SMALL BUSINESS - DISADVANTAGED 8(A)	0	0
14. WOMEN-OWNED BUSINESS	0	0

FEDERAL PROCUREMENT DATA SYSTEM  
RAILROAD RETIREMENT BOARD  
FOURTH QUARTER FISCAL YEAR 1985 AND YEAR TO DATE

ACTIONS REPORTED INDIVIDUALLY ON SF-279

	ACTIONS	4Q \$(000)	YTD ACTIONS	YTD \$(000)	YTD % #	YTD % \$
RAILROAD RETIREMENT BOARD	14	7,692	59	13,838	100.000	100.000
TYPE CONTRACTOR						
BUS CONCERNS	13	7,608	58	13,754	98.305	99.393
EDUCATIONAL & NON-PROFIT	1	84	1	84	1.695	0.607
STATE LOC GOV	0	0	0	0	0.000	0.000
NON-DEFINED	0	0	0	0	0.000	0.000
METHODS OF PROC						
2 STEP	0	0	0	0	0.000	0.000
OTHER FORMAL ADV	2	28	7	150	11.864	1.084
NEG COMP	4	198	34	5,686	57.627	41.090
NEG NON-COMP	0	0	9	526	15.254	3.801
DIR FOR GOVS	0	0	0	0	0.000	0.000
TARIFF OR REG	0	0	0	0	0.000	0.000
SMALL BUSINESS AWARDS						
PRIME	3	489	18	1,370	30.508	9.900
TOTAL SET-ASIDE	0	0	0	0	0.000	0.000
PARTIAL SET-ASIDE	0	0	0	0	0.000	0.000
LABOR SURPLUS AREA						
TOTAL SET-ASIDE	0	0	0	0	0.000	0.000
TIE BID PREF	0	0	0	0	0.000	0.000
TOT LSA SM SET-ASIDE	0	0	0	0	0.000	0.000
SUB-TOTAL	0	0	0	0	0.000	0.000
NO PREF GIVEN	14	7,692	59	13,838	100.000	100.000
MINORITY & DISADVANT						
LG MINORITY	0	0	0	0	0.000	0.000
SM MINORITY	0	0	1	18	1.695	0.130
8A MINORITY	0	0	0	0	0.000	0.000
SUB-TOTAL	0	0	1	18	1.695	0.130
WOMEN OWNED	0	0	0	0	0.000	0.000
TYPE OF CONTRACT						
FIXED PRICE	13	7,597	54	9,671	91.525	69.887
COST	1	95	4	4,157	6.780	30.040
TIME & MATERIAL	0	0	0	0	0.000	0.000
LABOR HOUR	0	0	1	10	1.695	0.072
MULTI YEAR	5	3,968	15	8,514	25.424	61.526
SUBJECT TO STAT REQ						
WALSH HEALEY MFR	8	3,709	28	4,626	47.458	33.430
WALSH HEALEY DLR	2	28	6	90	10.169	0.650
SERVICE CONTRACTS	1	435	8	627	13.559	4.531
DAVIS BACON	0	0	0	0	0.000	0.000
NOT SUBJECT TO	3	3,520	17	8,495	28.814	61.389
KIND OF CONTRACT						
INITIAL LETTER	0	0	0	0	0.000	0.000
DEF SUPERSED LTR	0	0	0	0	0.000	0.000
DEFINITIVE	3	3,904	12	4,562	20.339	32.967
INTERNAL ORDER	0	0	6	424	10.169	3.064
MODIFICATION	4	3,533	7	7,595	11.864	54.885
GSA SCHEDULE	7	255	34	1,257	57.627	9.084
EXTERNAL ORDER	0	0	0	0	0.000	0.000
TERM FOR DEFAULT	0	0	0	0	0.000	0.000
TERM FOR CONVEN	0	0	0	0	0.000	0.000
PRODUCT OR SERVICE						
SUPPLIES & EQUIPMENT	6	227	11	316	18.644	2.284
RESEARCH & DEVELOPMENT	0	0	0	0	0.000	0.000
CONSTRUCTION	0	0	0	0	0.000	0.000
ARCHITECT ENGINEER	0	0	0	0	0.000	0.000
AUTOMATIC DATA PROCESSING SERVICES	3	3,930	9	8,133	15.254	58.773
ADP EQUIPMENT, PURCHASE & LEASE	4	3,510	18	4,254	30.508	30.741
REAL PROPERTY, PURCHASE & LEASE	0	0	0	0	0.000	0.000
OTHER SERVICES	1	25	21	1,135	35.593	8.202
CONSULTANT SERVICES	0	0	3	672	5.085	4.856

FEDERAL PROCUREMENT DATA SYSTEM  
SECURITIES EXCHANGE COMMISSION  
FOURTH QUARTER FISCAL YEAR 1985  
ACTIONS REPORTED IN SUMMARY ON SF 281

PART I - TOTAL PRIME ACQUISITION ACTIONS REPORTED IN SUMMARY ON SF 281

ACQUISITION METHOD	NUMBER OF ACTIONS	TOTAL DOLLARS (000)	SMALL BUSINESS CONCERNS DOLLARS (000)	LARGE BUSINESS CONCERNS DOLLARS (000)	EDUCATIONAL & NON-PROFIT INSTITUTION DOLLARS (000)	OUTSIDE US POSSESSIONS DOLLARS (000)
1. TOTAL (2+7+8)	447	665				
2. SUBTOTAL (3+4+5+6)	447	665	343	322	0	0
3. FORMALLY ADVERTISED (INCLUDING 2 STEP)	0	0	0	0	0	0
4. NEGOTIATED COMPETITIVE	75	355	193	162	0	0
5. NEGOTIATED NON-COMPETITIVE	270	86	57	29	0	0
6. PROCUREMENT UNDER ANOTHER AGENCY'S CONTRACTS	102	224	93	131	0	0
6A. GSA SCHEDULES	102	224	93	131	0	0
6B. ANOTHER AGENCY'S CONTRACTS	0	0	0	0	0	0
7. DIRECTED CONTRACTS FOR FOREIGN GOVERNMENTS	0	0				
8. TARIFF OR REGULATED ACQUISITIONS	0	0				

PART II - STATISTICS ON SELECTED TYPES OF ACQUISITION

TYPE OF ACQUISITION	NUMBER OF ACTIONS	NET DOLLAR AMOUNT DOLLARS (000)
9. SMALL BUSINESS TOTAL SET-ASIDES	0	0
10. SMALL BUSINESS PARTIAL SET-ASIDES	0	0
11. TOTAL LABOR SURPLUS AREA SET-ASIDES	0	0
12. TOTAL LABOR SURPLUS AREA/SMALL BUSINESS SET-ASIDES	0	0
13. ACQUISITIONS FROM MINORITY AND DISADVANTAGED BUSINESS ENTERPRISES (13A+13B)	1	20
13A. DIRECTED TO LARGE OR SMALL MINORITY BUSINESS ENTERPRISES	0	0
13B. SMALL BUSINESS - DISADVANTAGED 8(A)	1	20
14. WOMEN-OWNED BUSINESS	0	0

FEDERAL PROCUREMENT DATA SYSTEM  
SECURITIES EXCHANGE COMMISSION  
FOURTH QUARTER FISCAL YEAR 1985 YEAR TO DATE  
ACTIONS REPORTED IN SUMMARY ON SF 281

PART I - TOTAL PRIME ACQUISITION ACTIONS REPORTED IN SUMMARY ON SF 281

ACQUISITION METHOD	NUMBER OF ACTIONS	TOTAL DOLLARS (000)	SMALL BUSINESS CONCERNS DOLLARS (000)	LARGE BUSINESS CONCERNS DOLLARS (000)	EDUCATIONAL & NON-PROFIT INSTITUTION DOLLARS (000)	OUTSIDE US POSSESSIONS DOLLARS (000)
1. TOTAL (2+7+8)	2,027	2,183				
2. SUBTOTAL (3+4+5+6)	2,027	2,183	1,131	1,052	0	0
3. FORMALLY ADVERTISED (INCLUDING 2 STEP)	0	0	0	0	0	0
4. NEGOTIATED COMPETITIVE	316	1,250	728	522	0	0
5. NEGOTIATED NON-COMPETITIVE	1,380	298	176	122	0	0
6. PROCUREMENT UNDER ANOTHER AGENCY'S CONTRACTS	331	635	227	408	0	0
6A. GSA SCHEDULES	331	635	227	408	0	0
6B. ANOTHER AGENCY'S CONTRACTS	0	0	0	0	0	0
7. DIRECTED CONTRACTS FOR FOREIGN GOVERNMENTS	0	0				
8. TARIFF OR REGULATED ACQUISITIONS	0	0				

PART II - STATISTICS ON SELECTED TYPES OF ACQUISITION

TYPE OF ACQUISITION	NUMBER OF ACTIONS	NET DOLLAR AMOUNT DOLLARS (000)
9. SMALL BUSINESS TOTAL SET-ASIDES	0	0
10. SMALL BUSINESS PARTIAL SET-ASIDES	0	0
11. TOTAL LABOR SURPLUS AREA SET-ASIDES	0	0
12. TOTAL LABOR SURPLUS AREA/SMALL BUSINESS SET-ASIDES	0	0
13. ACQUISITIONS FROM MINORITY AND DISADVANTAGED BUSINESS ENTERPRISES (13A+13B)	1	20
13A. DIRECTED TO LARGE OR SMALL MINORITY BUSINESS ENTERPRISES	0	0
13B. SMALL BUSINESS - DISADVANTAGED 8(A)	1	20
14. WOMEN-OWNED BUSINESS	0	0

FEDERAL PROCUREMENT DATA SYSTEM  
SECURITIES EXCHANGE COMMISSION  
FOURTH QUARTER FISCAL YEAR 1985 AND YEAR TO DATE

ACTIONS REPORTED INDIVIDUALLY ON SF-279

	ACTIONS	4Q \$(000)	YTD ACTIONS	YTD \$(000)	YTD % #	YTD % \$
SECURITIES EXCHANGE COMMISSION	17	2,091	95	9,385	100.000	100.000
TYPE CONTRACTOR						
BUS CONCERNS	17	2,091	95	9,385	100.000	100.000
EDUCATIONAL & NON-PROFIT	0	0	0	0	0.000	0.000
STATE LOC GOV	0	0	0	0	0.000	0.000
NON-DEFINED	0	0	0	0	0.000	0.000
METHODS OF PROC						
2 STEP	0	0	0	0	0.000	0.000
OTHER FORMAL ADV	1	29	2	96	2.105	1.023
NEG COMP	11	1,840	77	8,587	81.053	91.497
NEG NON-COMP	0	0	9	398	9.474	4.241
DIR FOR GOVS	0	0	0	0	0.000	0.000
TARIFF OR REG	1	10	3	92	3.158	0.980
SMALL BUSINESS AWARDS						
PRIME	3	137	23	544	24.211	5.796
TOTAL SET-ASIDE	0	0	0	0	0.000	0.000
PARTIAL SET-ASIDE	0	0	0	0	0.000	0.000
LABOR SURPLUS AREA						
TOTAL SET-ASIDE	0	0	0	0	0.000	0.000
TIE BID PREF	0	0	0	0	0.000	0.000
TOT LSA SM SET-ASIDE	0	0	0	0	0.000	0.000
SUB-TOTAL	0	0	0	0	0.000	0.000
NO PREF GIVEN	17	2,091	95	9,385	100.000	100.000
MINORITY & DISADVANT						
LG MINORITY	0	0	0	0	0.000	0.000
SM MINORITY	0	0	0	0	0.000	0.000
8A MINORITY	1	56	3	96	3.158	1.023
SUB-TOTAL	1	56	3	96	3.158	1.023
WOMEN OWNED	1	56	2	123	2.105	1.311
TYPE OF CONTRACT						
FIXED PRICE	9	407	85	3,173	89.474	33.809
COST	8	1,684	10	6,212	10.526	66.191
TIME & MATERIAL	0	0	0	0	0.000	0.000
LABOR HOUR	0	0	0	0	0.000	0.000
MULTI YEAR	2	129	6	413	6.316	4.401
SUBJECT TO STAT REQ						
WALSH HEALEY MFR	3	133	26	737	27.368	7.853
WALSH HEALEY DLR	0	0	4	216	4.211	2.302
SERVICE CONTRACTS	5	247	33	1,520	34.737	16.196
DAVIS BACON	0	0	0	0	0.000	0.000
NOT SUBJECT TO	9	1,711	32	6,912	33.684	73.649
KIND OF CONTRACT						
INITIAL LETTER	0	0	0	0	0.000	0.000
DEF SUPERSED LTR	0	0	0	0	0.000	0.000
DEFINITIVE	2	108	21	556	22.105	5.924
INTERNAL ORDER	0	0	0	0	0.000	0.000
MODIFICATION	12	1,850	20	6,608	21.053	70.410
GSA SCHEDULE	3	133	53	1,907	55.789	20.320
EXTERNAL ORDER	0	0	1	314	1.053	3.346
TERM FOR DEFAULT	0	0	0	0	0.000	0.000
TERM FOR CONVEN	0	0	0	0	0.000	0.000
PRODUCT OR SERVICE						
SUPPLIES & EQUIPMENT	1	29	19	646	20.000	6.883
RESEARCH & DEVELOPMENT	0	0	0	0	0.000	0.000
CONSTRUCTION	0	0	0	0	0.000	0.000
ARCHITECT ENGINEER	0	0	0	0	0.000	0.000
AUTOMATIC DATA PROCESSING SERVICES	11	1,821	24	7,097	25.263	75.621
ADP EQUIPMENT, PURCHASE & LEASE	3	131	17	474	17.895	5.051
REAL PROPERTY, PURCHASE & LEASE	0	0	0	0	0.000	0.000
OTHER SERVICES	2	110	35	1,168	36.842	12.445
CONSULTANT SERVICES	0	0	2	216	2.105	2.302

FEDERAL PROCUREMENT DATA SYSTEM  
 SELECTIVE SERVICE SYSTEM  
 FOURTH QUARTER FISCAL YEAR 1985  
 ACTIONS REPORTED IN SUMMARY ON SF 281

PART I - TOTAL PRIME ACQUISITION ACTIONS REPORTED IN SUMMARY ON SF 281

ACQUISITION METHOD	NUMBER OF ACTIONS	TOTAL DOLLARS (000)	SMALL BUSINESS CONCERNS DOLLARS (000)	LARGE BUSINESS CONCERNS DOLLARS (000)	EDUCATIONAL & NON-PROFIT INSTITUTION DOLLARS (000)	OUTSIDE US POSSESSIONS DOLLARS (000)
1. TOTAL (2+7+8)	490	409				
2. SUBTOTAL (3+4+5+6)	490	409	204	201	4	0
3. FORMALLY ADVERTISED (INCLUDING 2 STEP)	0	0	0	0	0	0
4. NEGOTIATED COMPETITIVE	102	77	51	26	0	0
5. NEGOTIATED NON-COMPETITIVE	238	116	87	25	4	0
6. PROCUREMENT UNDER ANOTHER AGENCY'S CONTRACTS	150	216	66	150	0	0
6A. GSA SCHEDULES	150	216	66	150	0	0
6B. ANOTHER AGENCY'S CONTRACTS	0	0	0	0	0	0
7. DIRECTED CONTRACTS FOR FOREIGN GOVERNMENTS	0	0				
8. TARIFF OR REGULATED ACQUISITIONS	0	0				

PART II - STATISTICS ON SELECTED TYPES OF ACQUISITION

TYPE OF ACQUISITION	NUMBER OF ACTIONS	NET DOLLAR AMOUNT DOLLARS (000)
9. SMALL BUSINESS TOTAL SET-ASIDES	0	0
10. SMALL BUSINESS PARTIAL SET-ASIDES	0	0
11. TOTAL LABOR SURPLUS AREA SET-ASIDES	0	0
12. TOTAL LABOR SURPLUS AREA/SMALL BUSINESS SET-ASIDES	0	0
13. ACQUISITIONS FROM MINORITY AND DISADVANTAGED BUSINESS ENTERPRISES (13A+13B)	5	18
13A. DIRECTED TO LARGE OR SMALL MINORITY BUSINESS ENTERPRISES	5	18
13B. SMALL BUSINESS - DISADVANTAGED 8(A)	0	0
14. WOMEN-OWNED BUSINESS	28	29

FEDERAL PROCUREMENT DATA SYSTEM  
 SELECTIVE SERVICE SYSTEM  
 FOURTH QUARTER FISCAL YEAR 1985 YEAR TO DATE  
 ACTIONS REPORTED IN SUMMARY ON SF 281

PART I - TOTAL PRIME ACQUISITION ACTIONS REPORTED IN SUMMARY ON SF 281

ACQUISITION METHOD	NUMBER OF ACTIONS	TOTAL DOLLARS (000)	SMALL BUSINESS CONCERNS DOLLARS (000)	LARGE BUSINESS CONCERNS DOLLARS (000)	EDUCATIONAL & NON-PROFIT INSTITUTION DOLLARS (000)	OUTSIDE US POSSESSIONS DOLLARS (000)
1. TOTAL (2+7+8)	1,391	1,138				
2. SUBTOTAL (3+4+5+6)	1,391	1,138	612	513	13	0
3. FORMALLY ADVERTISED (INCLUDING 2 STEP)	0	0	0	0	0	0
4. NEGOTIATED COMPETITIVE	239	164	112	52	0	0
5. NEGOTIATED NON-COMPETITIVE	851	523	359	153	11	0
6. PROCUREMENT UNDER ANOTHER AGENCY'S CONTRACTS	301	451	141	308	2	0
6A. GSA SCHEDULES	301	451	141	308	2	0
6B. ANOTHER AGENCY'S CONTRACTS	0	0	0	0	0	0
7. DIRECTED CONTRACTS FOR FOREIGN GOVERNMENTS	0	0				
8. TARIFF OR REGULATED ACQUISITIONS	0	0				

PART II - STATISTICS ON SELECTED TYPES OF ACQUISITION

TYPE OF ACQUISITION	NUMBER OF ACTIONS	NET DOLLAR AMOUNT DOLLARS (000)
9. SMALL BUSINESS TOTAL SET-ASIDES	0	0
10. SMALL BUSINESS PARTIAL SET-ASIDES	0	0
11. TOTAL LABOR SURPLUS AREA SET-ASIDES	0	0
12. TOTAL LABOR SURPLUS AREA/SMALL BUSINESS SET-ASIDES	0	0
13. ACQUISITIONS FROM MINORITY AND DISADVANTAGED BUSINESS ENTERPRISES (13A+13B)	11	21
13A. DIRECTED TO LARGE OR SMALL MINORITY BUSINESS ENTERPRISES	11	21
13B. SMALL BUSINESS - DISADVANTAGED 8(A)	0	0
14. WOMEN-OWNED BUSINESS	45	52



FEDERAL PROCUREMENT DATA SYSTEM  
 SELECTIVE SERVICE SYSTEM  
 FOURTH QUARTER FISCAL YEAR 1985 AND YEAR TO DATE

ACTIONS REPORTED INDIVIDUALLY ON SF-279

	ACTIONS	4Q \$(000)	YTD ACTIONS	YTD \$(000)	YTD % \$	YTD % #
SELECTIVE SERVICE SYSTEM	7	275	26	843	100.000	100.000
TYPE CONTRACTOR						
BUS CONCERNS	7	275	26	843	100.000	100.000
EDUCATIONAL & NON-PROFIT	0	0	0	0	0.000	0.000
STATE LOC GOV	0	0	0	0	0.000	0.000
NON-DEFINED	0	0	0	0	0.000	0.000
METHODS OF PROC						
2 STEP	0	0	0	0	0.000	0.000
OTHER FORMAL ADV	1	13	1	13	3.846	1.542
NEG COMP	6	262	21	699	80.769	82.918
NEG NON-COMP	0	0	2	29	7.692	3.440
DIR FOR GOVS	0	0	0	0	0.000	0.000
TARIFF OR REG	0	0	0	0	0.000	0.000
SMALL BUSINESS AWARDS						
PRIME	4	153	15	577	57.692	68.446
TOTAL SET-ASIDE	0	0	0	0	0.000	0.000
PARTIAL SET-ASIDE	0	0	0	0	0.000	0.000
LABOR SURPLUS AREA						
TOTAL SET-ASIDE	0	0	0	0	0.000	0.000
TIE BID PREF	0	0	0	0	0.000	0.000
TOT LSA SM SET-ASIDE	0	0	0	0	0.000	0.000
SUB-TOTAL	0	0	0	0	0.000	0.000
NO PREF GIVEN	7	275	26	843	100.000	100.000
MINORITY & DISADVANT						
LG MINORITY	0	0	0	0	0.000	0.000
SM MINORITY	0	0	0	0	0.000	0.000
8A MINORITY	0	0	0	0	0.000	0.000
SUB-TOTAL	0	0	0	0	0.000	0.000
WOMEN OWNED	0	0	0	0	0.000	0.000
TYPE OF CONTRACT						
FIXED PRICE	7	275	25	825	96.154	97.865
COST	0	0	0	0	0.000	0.000
TIME & MATERIAL	0	0	0	0	0.000	0.000
LABOR HOUR	0	0	1	18	3.846	2.135
MULTI YEAR	0	0	0	0	0.000	0.000
SUBJECT TO STAT REQ						
WALSH HEALEY MFR	1	80	4	140	15.385	16.607
WALSH HEALEY DLR	0	0	0	0	0.000	0.000
SERVICE CONTRACTS	5	182	20	678	76.923	80.427
DAVIS BACON	0	0	0	0	0.000	0.000
NOT SUBJECT TO	1	13	2	25	7.692	2.966
KIND OF CONTRACT						
INITIAL LETTER	0	0	0	0	0.000	0.000
DEF SUPERSED LTR	0	0	0	0	0.000	0.000
DEFINITIVE	0	0	6	95	23.077	11.269
INTERNAL ORDER	4	153	10	484	38.462	57.414
MODIFICATION	0	0	0	0	0.000	0.000
GSA SCHEDULE	3	122	10	264	38.462	31.317
EXTERNAL ORDER	0	0	0	0	0.000	0.000
TERM FOR DEFAULT	0	0	0	0	0.000	0.000
TERM FOR CONVEN	0	0	0	0	0.000	0.000
PRODUCT OR SERVICE						
SUPPLIES & EQUIPMENT	1	13	2	29	7.692	3.440
RESEARCH & DEVELOPMENT	0	0	0	0	0.000	0.000
CONSTRUCTION	0	0	0	0	0.000	0.000
ARCHITECT ENGINEER	0	0	0	0	0.000	0.000
AUTOMATIC DATA PROCESSING SERVICES	0	0	0	0	0.000	0.000
ADP EQUIPMENT, PURCHASE & LEASE	2	109	7	224	26.923	26.572
REAL PROPERTY, PURCHASE & LEASE	0	0	0	0	0.000	0.000
OTHER SERVICES	4	153	17	590	65.385	69.988
CONSULTANT SERVICES	0	0	0	0	0.000	0.000

FEDERAL PROCUREMENT DATA SYSTEM  
 SMALL BUSINESS ADMINISTRATION  
 FOURTH QUARTER FISCAL YEAR 1985  
 ACTIONS REPORTED IN SUMMARY ON SF 281

PART I - TOTAL PRIME ACQUISITION ACTIONS REPORTED IN SUMMARY ON SF 281

ACQUISITION METHOD	NUMBER OF ACTIONS	TOTAL DOLLARS (000)	SMALL BUSINESS CONCERNS DOLLARS (000)	LARGE BUSINESS CONCERNS DOLLARS (000)	EDUCATIONAL & NON-PROFIT INSTITUTION DOLLARS (000)	OUTSIDE US POSSESSIONS DOLLARS (000)
1. TOTAL (2+7+8)	2,355	1,948				
2. SUBTOTAL (3+4+5+6)	2,355	1,948	959	964	25	0
3. FORMALLY ADVERTISED (INCLUDING 2 STEP)	0	0	0	0	0	0
4. NEGOTIATED COMPETITIVE	199	117	66	49	2	0
5. NEGOTIATED NON-COMPETITIVE	1,337	1,151	735	393	23	0
6. PROCUREMENT UNDER ANOTHER AGENCY'S CONTRACTS	819	680	158	522	0	0
6A. GSA SCHEDULES	278	603	105	498	0	0
6B. ANOTHER AGENCY'S CONTRACTS	541	77	533	24	0	0
7. DIRECTED CONTRACTS FOR FOREIGN GOVERNMENTS	0	0				
8. TARIFF OR REGULATED ACQUISITIONS	0	0				

PART II - STATISTICS ON SELECTED TYPES OF ACQUISITION

TYPE OF ACQUISITION	NUMBER OF ACTIONS	NET DOLLAR AMOUNT DOLLARS (000)
9. SMALL BUSINESS TOTAL SET-ASIDES	456	703
10. SMALL BUSINESS PARTIAL SET-ASIDES	0	0
11. TOTAL LABOR SURPLUS AREA SET-ASIDES	0	0
12. TOTAL LABOR SURPLUS AREA/SMALL BUSINESS SET-ASIDES	0	0
13. ACQUISITIONS FROM MINORITY AND DISADVANTAGED BUSINESS ENTERPRISES (13A+13B)	7	4
13A. DIRECTED TO LARGE OR SMALL MINORITY BUSINESS ENTERPRISES	1	1
13B. SMALL BUSINESS - DISADVANTAGED 8(A)	1	0
14. WOMEN-OWNED BUSINESS	0	0

FEDERAL PROCUREMENT DATA SYSTEM  
 SMALL BUSINESS ADMINISTRATION  
 FOURTH QUARTER FISCAL YEAR 1985 YEAR TO DATE  
 ACTIONS REPORTED IN SUMMARY ON SF 281

PART I - TOTAL PRIME ACQUISITION ACTIONS REPORTED IN SUMMARY ON SF 281

ACQUISITION METHOD	NUMBER OF ACTIONS	TOTAL DOLLARS (000)	SMALL BUSINESS CONCERNS DOLLARS (000)	LARGE BUSINESS CONCERNS DOLLARS (000)	EDUCATIONAL & NON-PROFIT INSTITUTION DOLLARS (000)	OUTSIDE US POSSESSIONS DOLLARS (000)
1. TOTAL (2+7+8)	8,135	8,865				
2. SUBTOTAL (3+4+5+6)	8,091	8,834	2,800	5,873	161	0
3. FORMALLY ADVERTISED (INCLUDING 2 STEP)	1	367	0	367	0	0
4. NEGOTIATED COMPETITIVE	834	677	387	287	3	0
5. NEGOTIATED NON-COMPETITIVE	3,660	3,071	1,598	1,422	51	0
6. PROCUREMENT UNDER ANOTHER AGENCY'S CONTRACTS	3,596	4,719	815	3,797	107	0
6A. GSA SCHEDULES	2,052	4,160	600	3,458	102	0
6B. ANOTHER AGENCY'S CONTRACTS	1,544	559	695	339	5	0
7. DIRECTED CONTRACTS FOR FOREIGN GOVERNMENTS	0	0				
8. TARIFF OR REGULATED ACQUISITIONS	44	31				

PART II - STATISTICS ON SELECTED TYPES OF ACQUISITION

TYPE OF ACQUISITION	NUMBER OF ACTIONS	NET DOLLAR AMOUNT DOLLARS (000)
9. SMALL BUSINESS TOTAL SET-ASIDES	1,373	1,588
10. SMALL BUSINESS PARTIAL SET-ASIDES	0	0
11. TOTAL LABOR SURPLUS AREA SET-ASIDES	0	0
12. TOTAL LABOR SURPLUS AREA/SMALL BUSINESS SET-ASIDES	49	127
13. ACQUISITIONS FROM MINORITY AND DISADVANTAGED BUSINESS ENTERPRISES (13A+13B)	82	192
13A. DIRECTED TO LARGE OR SMALL MINORITY BUSINESS ENTERPRISES	75	189
13B. SMALL BUSINESS - DISADVANTAGED 8(A)	2	0
14. WOMEN-OWNED BUSINESS	0	0

FEDERAL PROCUREMENT DATA SYSTEM  
 SMALL BUSINESS ADMINISTRATION  
 FOURTH QUARTER FISCAL YEAR 1985 AND YEAR TO DATE

ACTIONS REPORTED INDIVIDUALLY ON SF-279

	ACTIONS	4Q \$(000)	YTD ACTIONS	YTD \$(000)	YTD % #	YTD % \$
SMALL BUSINESS ADMINISTRATION	41	1,910	223	15,865	100.000	100.000
TYPE CONTRACTOR						
BUS CONCERNS	41	1,910	220	15,525	98.655	97.857
EDUCATIONAL & NON-PROFIT	0	0	3	340	1.345	2.143
STATE LOC GOV	0	0	0	0	0.000	0.000
NON-DEFINED	0	0	0	0	0.000	0.000
METHODS OF PROC						
2 STEP	0	0	0	0	0.000	0.000
OTHER FORMAL ADV	0	0	3	48	1.345	0.303
NEG COMP	16	720	119	7,090	53.363	44.690
NEG NON-COMP	10	211	82	7,577	36.771	47.759
DIR FOR GOVS	0	0	0	0	0.000	0.000
TARIFF OR REG	0	0	1	10	0.448	0.063
SMALL BUSINESS AWARDS						
PRIME	25	1,009	95	8,439	42.601	53.193
TOTAL SET-ASIDE	2	214	6	1,159	2.691	7.305
PARTIAL SET-ASIDE	0	0	0	0	0.000	0.000
LABOR SURPLUS AREA						
TOTAL SET-ASIDE	0	0	0	0	0.000	0.000
TIE BID PREF	0	0	1	18	0.448	0.113
TOT LSA SM SET-ASIDE	0	0	0	0	0.000	0.000
SUB-TOTAL	0	0	1	18	0.448	0.113
NO PREF GIVEN	41	1,910	222	15,847	99.552	99.887
MINORITY & DISADVANT						
LG MINORITY	0	0	0	0	0.000	0.000
SM MINORITY	1	14	1	14	0.448	0.088
8A MINORITY	8	211	42	4,185	18.834	26.379
SUB-TOTAL	9	225	43	4,199	19.283	26.467
WOMEN OWNED	1	25	10	1,196	4.484	7.539
TYPE OF CONTRACT						
FIXED PRICE	34	1,660	195	13,428	87.444	84.639
COST	7	250	27	2,267	12.108	14.289
TIME & MATERIAL	0	0	1	170	0.448	1.072
LABOR HOUR	0	0	0	0	0.000	0.000
MULTI YEAR	2	214	7	1,065	3.139	6.713
SUBJECT TO STAT REQ						
WALSH HEALEY MFR	0	0	24	594	10.762	3.744
WALSH HEALEY DLR	2	50	15	311	6.726	1.960
SERVICE CONTRACTS	0	0	13	312	5.830	1.967
DAVIS BACON	0	0	0	0	0.000	0.000
NOT SUBJECT TO	39	1,860	171	14,648	76.682	92.329
KIND OF CONTRACT						
INITIAL LETTER	0	0	1	12	0.448	0.076
DEF SUPERSED LTR	0	0	1	18	0.448	0.113
DEFINITIVE	10	583	33	3,217	14.798	20.277
INTERNAL ORDER	0	0	1	41	0.448	0.258
MODIFICATION	20	976	105	9,729	47.085	61.324
GSA SCHEDULE	11	351	80	2,722	35.874	17.157
EXTERNAL ORDER	0	0	1	61	0.448	0.384
TERM FOR DEFAULT	0	0	0	0	0.000	0.000
TERM FOR CONVEN	0	0	1	65	0.448	0.410
PRODUCT OR SERVICE						
SUPPLIES & EQUIPMENT	4	146	24	583	10.762	3.675
RESEARCH & DEVELOPMENT	4	200	8	469	3.587	2.956
CONSTRUCTION	0	0	1	85	0.448	0.536
ARCHITECT ENGINEER	0	0	0	0	0.000	0.000
AUTOMATIC DATA PROCESSING SERVICES	11	496	50	4,286	22.422	27.015
ADP EQUIPMENT, PURCHASE & LEASE	1	44	66	4,926	29.596	31.049
REAL PROPERTY, PURCHASE & LEASE	0	0	1	25	0.448	0.158
OTHER SERVICES	21	1,024	73	5,491	32.735	34.611
CONSULTANT SERVICES	0	0	0	0	0.000	0.000

FEDERAL PROCUREMENT DATA SYSTEM  
 SMITHSONIAN INSTITUTION  
 FOURTH QUARTER FISCAL YEAR 1985  
 ACTIONS REPORTED IN SUMMARY ON SF 281

PART I - TOTAL PRIME ACQUISITION ACTIONS REPORTED IN SUMMARY ON SF 281

ACQUISITION METHOD	NUMBER OF ACTIONS	TOTAL DOLLARS (000)	SMALL BUSINESS CONCERNS DOLLARS (000)	LARGE BUSINESS CONCERNS DOLLARS (000)	EDUCATIONAL & NON-PROFIT INSTITUTION DOLLARS (000)	OUTSIDE US POSSESSIONS DOLLARS (000)
1. TOTAL (2+7+8)	1,668	2,967				
2. SUBTOTAL (3+4+5+6)	1,668	2,967	2,387	477	103	0
3. FORMALLY ADVERTISED (INCLUDING 2 STEP)	0	0	0	0	0	0
4. NEGOTIATED COMPETITIVE	342	1,583	1,500	83	0	0
5. NEGOTIATED NON-COMPETITIVE	1,002	930	699	128	103	0
6. PROCUREMENT UNDER ANOTHER AGENCY'S CONTRACTS	324	454	188	266	0	0
6A. GSA SCHEDULES	324	454	188	266	0	0
6B. ANOTHER AGENCY'S CONTRACTS	0	0	0	0	0	0
7. DIRECTED CONTRACTS FOR FOREIGN GOVERNMENTS	0	0				
8. TARIFF OR REGULATED ACQUISITIONS	0	0				

PART II - STATISTICS ON SELECTED TYPES OF ACQUISITION

TYPE OF ACQUISITION	NUMBER OF ACTIONS	NET DOLLAR AMOUNT DOLLARS (000)
9. SMALL BUSINESS TOTAL SET-ASIDES	1,184	1,460
10. SMALL BUSINESS PARTIAL SET-ASIDES	0	0
11. TOTAL LABOR SURPLUS AREA SET-ASIDES	0	0
12. TOTAL LABOR SURPLUS AREA/SMALL BUSINESS SET-ASIDES	0	0
13. ACQUISITIONS FROM MINORITY AND DISADVANTAGED BUSINESS ENTERPRISES (13A+13B)	56	107
13A. DIRECTED TO LARGE OR SMALL MINORITY BUSINESS ENTERPRISES	56	107
13B. SMALL BUSINESS - DISADVANTAGED 8(A)	0	0
14. WOMEN-OWNED BUSINESS	53	104

FEDERAL PROCUREMENT DATA SYSTEM  
 SMITHSONIAN INSTITUTION  
 FOURTH QUARTER FISCAL YEAR 1985 YEAR TO DATE  
 ACTIONS REPORTED IN SUMMARY ON SF 281

PART I - TOTAL PRIME ACQUISITION ACTIONS REPORTED IN SUMMARY ON SF 281

ACQUISITION METHOD	NUMBER OF ACTIONS	TOTAL DOLLARS (000)	SMALL BUSINESS CONCERNS DOLLARS (000)	LARGE BUSINESS CONCERNS DOLLARS (000)	EDUCATIONAL & NON-PROFIT INSTITUTION DOLLARS (000)	OUTSIDE US POSSESSIONS DOLLARS (000)
1. TOTAL (2+7+8)	7,337	11,188				
2. SUBTOTAL (3+4+5+6)	7,337	11,188	8,203	2,676	309	0
3. FORMALLY ADVERTISED (INCLUDING 2 STEP)	0	0	0	0	0	0
4. NEGOTIATED COMPETITIVE	1,018	3,772	3,550	222	0	0
5. NEGOTIATED NON-COMPETITIVE	4,955	4,857	4,028	520	309	0
6. PROCUREMENT UNDER ANOTHER AGENCY'S CONTRACTS	1,364	2,559	625	1,934	0	0
6A. GSA SCHEDULES	1,320	2,448	625	1,823	0	0
6B. ANOTHER AGENCY'S CONTRACTS	44	111	0	111	0	0
7. DIRECTED CONTRACTS FOR FOREIGN GOVERNMENTS	0	0				
8. TARIFF OR REGULATED ACQUISITIONS	0	0				

PART II - STATISTICS ON SELECTED TYPES OF ACQUISITION

TYPE OF ACQUISITION	NUMBER OF ACTIONS	NET DOLLAR AMOUNT DOLLARS (000)
9. SMALL BUSINESS TOTAL SET-ASIDES	5,680	6,311
10. SMALL BUSINESS PARTIAL SET-ASIDES	0	0
11. TOTAL LABOR SURPLUS AREA SET-ASIDES	0	0
12. TOTAL LABOR SURPLUS AREA/SMALL BUSINESS SET-ASIDES	0	0
13. ACQUISITIONS FROM MINORITY AND DISADVANTAGED BUSINESS ENTERPRISES (13A+13B)	272	397
13A. DIRECTED TO LARGE OR SMALL MINORITY BUSINESS ENTERPRISES	272	397
13B. SMALL BUSINESS - DISADVANTAGED 8(A)	0	0
14. WOMEN-OWNED BUSINESS	259	379

FEDERAL PROCUREMENT DATA SYSTEM  
 SMITHSONIAN INSTITUTION  
 FOURTH QUARTER FISCAL YEAR 1985 AND YEAR TO DATE

ACTIONS REPORTED INDIVIDUALLY ON SF-279

	ACTIONS	4Q \$(000)	YTD ACTIONS	YTD \$(000)	YTD % #	YTD % \$
SMITHSONIAN INSTITUTION	61	1,855	304	14,968	100.000	100.000
TYPE CONTRACTOR						
BUS CONCERNS	57	1,555	296	14,471	97.368	96.680
EDUCATIONAL & NON-PROFIT	4	300	6	464	1.974	3.100
STATE LOC GOV	0	0	1	18	0.329	0.120
NON-DEFINED	0	0	1	15	0.329	0.100
METHODS OF PROC						
2 STEP	0	0	0	0	0.000	0.000
OTHER FORMAL ADV	1	13	31	2,852	10.197	19.054
NEG COMP	14	302	173	8,200	56.908	54.784
NEG NON-COMP	4	31	45	1,824	14.803	12.186
DIR FOR GOVS	0	0	0	0	0.000	0.000
TARIFF OR REG	0	0	3	324	0.987	2.165
SMALL BUSINESS AWARDS						
PRIME	41	1,034	227	7,789	74.671	52.038
TOTAL SET-ASIDE	1	14	2	29	0.658	0.194
PARTIAL SET-ASIDE	0	0	0	0	0.000	0.000
LABOR SURPLUS AREA						
TOTAL SET-ASIDE	0	0	0	0	0.000	0.000
TIE BID PREF	0	0	0	0	0.000	0.000
TOT LSA SM SET-ASIDE	0	0	0	0	0.000	0.000
SUB-TOTAL	0	0	0	0	0.000	0.000
NO PREF GIVEN	61	1,855	304	14,968	100.000	100.000
MINORITY & DISADVANT						
LG MINORITY	0	0	0	0	0.000	0.000
SM MINORITY	0	0	0	0	0.000	0.000
8A MINORITY	4	108	15	535	4.934	3.574
SUB-TOTAL	4	108	15	535	4.934	3.574
WOMEN OWNED	0	0	6	118	1.974	0.788
TYPE OF CONTRACT						
FIXED PRICE	61	1,855	304	14,968	100.000	100.000
COST	0	0	0	0	0.000	0.000
TIME & MATERIAL	0	0	0	0	0.000	0.000
LABOR HOUR	0	0	0	0	0.000	0.000
MULTI YEAR	0	0	0	0	0.000	0.000
SUBJECT TO STAT REQ						
WALSH HEALEY MFR	17	353	53	1,465	17.434	9.788
WALSH HEALEY DLR	17	392	98	3,762	32.237	25.134
SERVICE CONTRACTS	5	187	24	2,031	7.895	13.569
DAVIS BACON	10	270	59	3,260	19.408	21.780
NOT SUBJECT TO	12	653	70	4,450	23.026	29.730
KIND OF CONTRACT						
INITIAL LETTER	0	0	0	0	0.000	0.000
DEF SUPERSED LTR	0	0	0	0	0.000	0.000
DEFINITIVE	36	1,385	172	7,770	56.579	51.911
INTERNAL ORDER	0	0	0	0	0.000	0.000
MODIFICATION	12	251	81	4,210	26.645	28.127
GSA SCHEDULE	13	219	50	1,391	16.447	9.293
EXTERNAL ORDER	0	0	1	1,597	0.329	10.669
TERM FOR DEFAULT	0	0	0	0	0.000	0.000
TERM FOR CONVEN	0	0	0	0	0.000	0.000
PRODUCT OR SERVICE						
SUPPLIES & EQUIPMENT	26	571	109	3,951	35.855	26.396
RESEARCH & DEVELOPMENT	0	0	2	27	0.658	0.180
CONSTRUCTION	11	310	63	3,340	20.724	22.314
ARCHITECT ENGINEER	0	0	3	99	0.987	0.661
AUTOMATIC DATA PROCESSING SERVICES	0	0	0	0	0.000	0.000
ADP EQUIPMENT, PURCHASE & LEASE	7	171	13	335	4.276	2.238
REAL PROPERTY, PURCHASE & LEASE	0	0	0	0	0.000	0.000
OTHER SERVICES	17	803	114	7,216	37.500	48.210
CONSULTANT SERVICES	0	0	0	0	0.000	0.000

FEDERAL PROCUREMENT DATA SYSTEM  
 TENNESSEE VALLEY AUTHORITY  
 FOURTH QUARTER FISCAL YEAR 1985  
 ACTIONS REPORTED IN SUMMARY ON SF 281

PART I - TOTAL PRIME ACQUISITION ACTIONS REPORTED IN SUMMARY ON SF 281

ACQUISITION METHOD	NUMBER OF ACTIONS	TOTAL DOLLARS (000)	SMALL BUSINESS CONCERNS DOLLARS (000)	LARGE BUSINESS CONCERNS DOLLARS (000)	EDUCATIONAL & NON-PROFIT INSTITUTION DOLLARS (000)	OUTSIDE US POSSESSIONS DOLLARS (000)
1. TOTAL (2+7+8)	55,333	39,213				
2. SUBTOTAL (3+4+5+6)	44,443	34,405	21,035	13,221	116	33
3. FORMALLY ADVERTISED (INCLUDING 2 STEP)	3,918	5,651	2,597	3,034	20	0
4. NEGOTIATED COMPETITIVE	18,661	21,184	14,987	6,166	10	21
5. NEGOTIATED NON-COMPETITIVE	21,309	6,739	3,251	3,390	86	12
6. PROCUREMENT UNDER ANOTHER AGENCY'S CONTRACTS	555	831	200	631	0	0
6A. GSA SCHEDULES	555	831	200	631	0	0
6B. ANOTHER AGENCY'S CONTRACTS	0	0	0	0	0	0
7. DIRECTED CONTRACTS FOR FOREIGN GOVERNMENTS	0	0				
8. TARIFF OR REGULATED ACQUISITIONS	10,890	4,808				

PART II - STATISTICS ON SELECTED TYPES OF ACQUISITION

TYPE OF ACQUISITION	NUMBER OF ACTIONS	NET DOLLAR AMOUNT DOLLARS (000)
9. SMALL BUSINESS TOTAL SET-ASIDES	28,092	15,772
10. SMALL BUSINESS PARTIAL SET-ASIDES	0	0
11. TOTAL LABOR SURPLUS AREA SET-ASIDES	0	0
12. TOTAL LABOR SURPLUS AREA/SMALL BUSINESS SET-ASIDES	0	0
13. ACQUISITIONS FROM MINORITY AND DISADVANTAGED BUSINESS ENTERPRISES (13A+13B)	769	627
13A. DIRECTED TO LARGE OR SMALL MINORITY BUSINESS ENTERPRISES	767	627
13B. SMALL BUSINESS - DISADVANTAGED 8(A)	2	0
14. WOMEN-OWNED BUSINESS	740	585

FEDERAL PROCUREMENT DATA SYSTEM  
 TENNESSEE VALLEY AUTHORITY  
 FOURTH QUARTER FISCAL YEAR 1985 YEAR TO DATE  
 ACTIONS REPORTED IN SUMMARY ON SF 281

PART I - TOTAL PRIME ACQUISITION ACTIONS REPORTED IN SUMMARY ON SF 281

ACQUISITION METHOD	NUMBER OF ACTIONS	TOTAL DOLLARS (000)	SMALL BUSINESS CONCERNS DOLLARS (000)	LARGE BUSINESS CONCERNS DOLLARS (000)	EDUCATIONAL & NON-PROFIT INSTITUTION DOLLARS (000)	OUTSIDE US POSSESSIONS DOLLARS (000)
1. TOTAL (2+7+8)	253,453	148,388				
2. SUBTOTAL (3+4+5+6)	209,749	129,081	80,231	48,227	563	60
3. FORMALLY ADVERTISED (INCLUDING 2 STEP)	13,817	18,629	9,970	8,582	72	5
4. NEGOTIATED COMPETITIVE	78,461	83,189	59,059	23,959	136	35
5. NEGOTIATED NON-COMPETITIVE	115,835	24,968	10,893	13,700	355	20
6. PROCUREMENT UNDER ANOTHER AGENCY'S CONTRACTS	1,636	2,295	309	1,986	0	0
6A. GSA SCHEDULES	1,636	2,295	309	1,986	0	0
6B. ANOTHER AGENCY'S CONTRACTS	0	0	0	0	0	0
7. DIRECTED CONTRACTS FOR FOREIGN GOVERNMENTS	0	0				
8. TARIFF OR REGULATED ACQUISITIONS	43,704	19,307				

PART II - STATISTICS ON SELECTED TYPES OF ACQUISITION

TYPE OF ACQUISITION	NUMBER OF ACTIONS	NET DOLLAR AMOUNT DOLLARS (000)
9. SMALL BUSINESS TOTAL SET-ASIDES	105,608	61,186
10. SMALL BUSINESS PARTIAL SET-ASIDES	0	0
11. TOTAL LABOR SURPLUS AREA SET-ASIDES	3	0
12. TOTAL LABOR SURPLUS AREA/SMALL BUSINESS SET-ASIDES	0	0
13. ACQUISITIONS FROM MINORITY AND DISADVANTAGED BUSINESS ENTERPRISES (13A+13B)	3,650	2,672
13A. DIRECTED TO LARGE OR SMALL MINORITY BUSINESS ENTERPRISES	3,637	2,680
13B. SMALL BUSINESS - DISADVANTAGED 8(A)	13	-8
14. WOMEN-OWNED BUSINESS	2,975	2,031

FEDERAL PROCUREMENT DATA SYSTEM  
 TENNESSEE VALLEY AUTHORITY  
 FOURTH QUARTER FISCAL YEAR 1985 AND YEAR TO DATE

ACTIONS REPORTED INDIVIDUALLY ON SF-279

	ACTIONS	4Q \$(000)	YTD ACTIONS	YTD \$(000)	YTD % \$	YTD % \$
TENNESSEE VALLEY AUTHORITY	992	157,241	4,488	357,291	100.000	100.000
TYPE CONTRACTOR						
BUS CONCERNS	977	156,337	4,405	351,723	98.151	98.442
EDUCATIONAL & NON-PROFIT	1	14	7	245	0.156	0.069
STATE LOC GOV	3	156	23	1,839	0.512	0.515
NON-DEFINED	11	734	53	3,484	1.181	0.975
METHODS OF PROC						
2 STEP	0	0	0	0	0.000	0.000
OTHER FORMAL ADV	166	-15,862	1,148	-115,632	25.579	-32.364
NEG COMP	96	7,822	1,087	156,812	24.220	43.889
NEG NON-COMP	242	10,152	1,408	117,536	31.373	32.896
DIR FOR GOVS	0	0	0	0	0.000	0.000
TARIFF OR REG	1	13	3	124	0.067	0.035
SMALL BUSINESS AWARDS						
PRIME	359	29,289	1,838	-39,545	40.954	-11.068
TOTAL SET-ASIDE	1	26	4	212	0.089	0.059
PARTIAL SET-ASIDE	0	0	0	0	0.000	0.000
LABOR SURPLUS AREA						
TOTAL SET-ASIDE	0	0	2	26	0.045	0.007
TIE BID PREF	1	17	4	327	0.089	0.092
TOT LSA SM SET-ASIDE	0	0	0	0	0.000	0.000
SUB-TOTAL	1	17	6	353	0.134	0.099
NO PREF GIVEN	991	157,224	4,482	356,938	99.866	99.901
MINORITY & DISADVANT						
LG MINORITY	49	3,701	119	8,373	2.652	2.343
SM MINORITY	13	516	59	-82,273	1.315	-23.027
8A MINORITY	3	185	13	42,468	0.290	11.886
SUB-TOTAL	65	4,402	191	-31,432	4.256	-8.797
WOMEN OWNED	16	631	71	3,116	1.582	0.872
TYPE OF CONTRACT						
FIXED PRICE	975	154,051	4,323	282,237	96.324	78.994
COST	1	26	12	2,037	0.267	0.570
TIME & MATERIAL	0	0	4	139	0.089	0.039
LABOR HOUR	16	3,164	149	72,878	3.320	20.397
MULTI YEAR	19	413	21	526	0.468	0.147
SUBJECT TO STAT REQ						
WALSH HEALEY MFR	282	106,893	1,333	41,816	29.701	11.704
WALSH HEALEY DLR	170	12,519	751	50,436	16.734	14.116
SERVICE CONTRACTS	0	0	0	0	0.000	0.000
DAVIS BACON	0	0	0	0	0.000	0.000
NOT SUBJECT TO	540	37,829	2,404	265,039	53.565	74.180
KIND OF CONTRACT						
INITIAL LETTER	0	0	0	0	0.000	0.000
DEF SUPERSED LTR	0	0	0	0	0.000	0.000
DEFINITIVE	477	155,831	2,699	537,729	60.138	150.502
INTERNAL ORDER	325	16,131	1,016	41,706	22.638	11.673
MODIFICATION	126	-16,721	699	-224,556	15.575	-62.850
GSA SCHEDULE	64	2,000	74	2,412	1.649	0.675
EXTERNAL ORDER	0	0	0	0	0.000	0.000
TERM FOR DEFAULT	0	0	0	0	0.000	0.000
TERM FOR CONVEN	0	0	0	0	0.000	0.000
PRODUCT OR SERVICE						
SUPPLIES & EQUIPMENT	694	122,305	3,309	171,117	73.730	47.893
RESEARCH & DEVELOPMENT	0	0	7	874	0.156	0.245
CONSTRUCTION	58	8,398	217	37,905	4.835	10.609
ARCHITECT ENGINEER	4	1,157	43	43,752	0.958	12.245
AUTOMATIC DATA PROCESSING SERVICES	10	958	39	7,057	0.869	1.975
ADP EQUIPMENT, PURCHASE & LEASE	112	7,349	301	40,735	6.707	11.401
REAL PROPERTY, PURCHASE & LEASE	7	3,360	21	3,673	0.468	1.028
OTHER SERVICES	107	13,714	551	52,178	12.277	14.604
CONSULTANT SERVICES	0	0	0	0	0.000	0.000

FEDERAL PROCUREMENT DATA SYSTEM  
 U.S. INFORMATION AGENCY  
 FOURTH QUARTER FISCAL YEAR 1985  
 ACTIONS REPORTED IN SUMMARY ON SF 281

PART I - TOTAL PRIME ACQUISITION ACTIONS REPORTED IN SUMMARY ON SF 281

ACQUISITION METHOD	NUMBER OF ACTIONS	TOTAL DOLLARS (000)	SMALL BUSINESS CONCERNS DOLLARS (000)	LARGE BUSINESS CONCERNS DOLLARS (000)	EDUCATIONAL & NON-PROFIT INSTITUTION DOLLARS (000)	OUTSIDE US POSSESSIONS DOLLARS (000)
1. TOTAL (2+7+8)	9,687	12,139				
2. SUBTOTAL (3+4+5+6)	9,687	12,139	8,262	3,620	238	19
3. FORMALLY ADVERTISED (INCLUDING 2 STEP)	470	1,308	898	405	5	0
4. NEGOTIATED COMPETITIVE	2,015	3,283	2,641	625	1	16
5. NEGOTIATED NON-COMPETITIVE	5,665	4,373	3,368	770	232	3
6. PROCUREMENT UNDER ANOTHER AGENCY'S CONTRACTS	1,537	3,175	1,355	1,820	0	0
6A. GSA SCHEDULES	1,320	2,538	1,320	1,218	0	0
6B. ANOTHER AGENCY'S CONTRACTS	217	637	35	602	0	0
7. DIRECTED CONTRACTS FOR FOREIGN GOVERNMENTS	0	0				
8. TARIFF OR REGULATED ACQUISITIONS	0	0				

PART II - STATISTICS ON SELECTED TYPES OF ACQUISITION

TYPE OF ACQUISITION	NUMBER OF ACTIONS	NET DOLLAR AMOUNT DOLLARS (000)
9. SMALL BUSINESS TOTAL SET-ASIDES	0	0
10. SMALL BUSINESS PARTIAL SET-ASIDES	0	0
11. TOTAL LABOR SURPLUS AREA SET-ASIDES	0	0
12. TOTAL LABOR SURPLUS AREA/SMALL BUSINESS SET-ASIDES	29	54
13. ACQUISITIONS FROM MINORITY AND DISADVANTAGED BUSINESS ENTERPRISES (13A+13B)	164	511
13A. DIRECTED TO LARGE OR SMALL MINORITY BUSINESS ENTERPRISES	158	480
13B. SMALL BUSINESS - DISADVANTAGED 8(A)	6	31
14. WOMEN-OWNED BUSINESS	232	233

FEDERAL PROCUREMENT DATA SYSTEM  
 U.S. INFORMATION AGENCY  
 FOURTH QUARTER FISCAL YEAR 1985 YEAR TO DATE  
 ACTIONS REPORTED IN SUMMARY ON SF 281

PART I - TOTAL PRIME ACQUISITION ACTIONS REPORTED IN SUMMARY ON SF 281

ACQUISITION METHOD	NUMBER OF ACTIONS	TOTAL DOLLARS (000)	SMALL BUSINESS CONCERNS DOLLARS (000)	LARGE BUSINESS CONCERNS DOLLARS (000)	EDUCATIONAL & NON-PROFIT INSTITUTION DOLLARS (000)	OUTSIDE US POSSESSIONS DOLLARS (000)
1. TOTAL (2+7+8)	31,261	47,939				
2. SUBTOTAL (3+4+5+6)	31,261	47,939	35,498	10,435	557	1,449
3. FORMALLY ADVERTISED (INCLUDING 2 STEP)	1,545	2,008	1,156	834	18	0
4. NEGOTIATED COMPETITIVE	6,155	13,802	9,469	2,874	27	1,432
5. NEGOTIATED NON-COMPETITIVE	19,830	25,310	22,297	2,484	512	17
6. PROCUREMENT UNDER ANOTHER AGENCY'S CONTRACTS	3,731	6,819	2,576	4,243	0	0
6A. GSA SCHEDULES	3,051	5,187	2,450	2,737	0	0
6B. ANOTHER AGENCY'S CONTRACTS	680	1,632	126	1,506	0	0
7. DIRECTED CONTRACTS FOR FOREIGN GOVERNMENTS	0	0				
8. TARIFF OR REGULATED ACQUISITIONS	0	0				

PART II - STATISTICS ON SELECTED TYPES OF ACQUISITION

TYPE OF ACQUISITION	NUMBER OF ACTIONS	NET DOLLAR AMOUNT DOLLARS (000)
9. SMALL BUSINESS TOTAL SET-ASIDES	0	0
10. SMALL BUSINESS PARTIAL SET-ASIDES	69	242
11. TOTAL LABOR SURPLUS AREA SET-ASIDES	119	313
12. TOTAL LABOR SURPLUS AREA/SMALL BUSINESS SET-ASIDES	187	565
13. ACQUISITIONS FROM MINORITY AND DISADVANTAGED BUSINESS ENTERPRISES (13A+13B)	540	1,609
13A. DIRECTED TO LARGE OR SMALL MINORITY BUSINESS ENTERPRISES	516	1,430
13B. SMALL BUSINESS - DISADVANTAGED 8(A)	24	179
14. WOMEN-OWNED BUSINESS	613	707



FEDERAL PROCUREMENT DATA SYSTEM  
U.S. INFORMATION AGENCY  
FOURTH QUARTER FISCAL YEAR 1985 AND YEAR TO DATE

ACTIONS REPORTED INDIVIDUALLY ON SF-279

	ACTIONS	4Q \$(000)	YTD ACTIONS	YTD \$(000)	YTD % #	YTD % \$
U.S. INFORMATION AGENCY	383	24,591	869	76,692	100.000	100.000
TYPE CONTRACTOR						
BUS CONCERNS	382	24,475	860	74,257	98.964	96.825
EDUCATIONAL & NON-PROFIT	1	116	7	862	0.806	1.124
STATE LOC GOV	0	0	0	0	0.000	0.000
NON-DEFINED	0	0	2	1,573	0.230	2.051
METHODS OF PROC						
2 STEP	12	341	15	688	1.726	0.897
OTHER FORMAL ADV	22	756	87	3,665	10.012	4.779
NEG COMP	297	20,714	561	53,908	64.557	70.292
NEG NON-COMP	29	761	120	11,745	13.809	15.315
DIR FOR GOVS	0	0	0	0	0.000	0.000
TARIFF OR REG	23	2,019	86	6,686	9.896	8.718
SMALL BUSINESS AWARDS						
PRIME	116	6,321	253	23,897	29.114	31.160
TOTAL SET-ASIDE	21	570	32	1,049	3.682	1.368
PARTIAL SET-ASIDE	1	13	1	13	0.115	0.017
LABOR SURPLUS AREA						
TOTAL SET-ASIDE	0	0	1	25	0.115	0.033
TIE BID PREF	0	0	0	0	0.000	0.000
TOT LSA SM SET-ASIDE	1	11	2	21	0.230	0.027
SUB-TOTAL	1	11	3	46	0.345	0.060
NO PREF GIVEN	382	24,580	866	76,646	99.655	99.940
MINORITY & DISADVANT						
LG MINORITY	82	2,631	153	5,818	17.606	7.586
SM MINORITY	11	229	18	505	2.071	0.658
8A MINORITY	4	76	23	715	2.647	0.932
SUB-TOTAL	97	2,936	194	7,038	22.325	9.177
WOMEN OWNED	2	26	5	284	0.575	0.370
TYPE OF CONTRACT						
FIXED PRICE	377	21,151	845	62,423	97.238	81.394
COST	3	3,380	10	13,941	1.151	18.178
TIME & MATERIAL	0	0	1	51	0.115	0.066
LABOR HOUR	3	60	13	277	1.496	0.361
MULTI YEAR	154	4,458	270	10,502	31.070	13.694
SUBJECT TO STAT REQ						
WALSH HEALEY MFR	284	14,879	569	36,939	65.478	48.165
WALSH HEALEY DLR	59	3,776	127	12,679	14.614	16.532
SERVICE CONTRACTS	10	275	38	1,523	4.373	1.986
DAVIS BACON	2	28	4	3,214	0.460	4.191
NOT SUBJECT TO	28	5,633	131	22,337	15.075	29.126
KIND OF CONTRACT						
INITIAL LETTER	0	0	0	0	0.000	0.000
DEF SUPERSED LTR	0	0	0	0	0.000	0.000
DEFINITIVE	5	10,778	64	37,151	7.365	48.442
INTERNAL ORDER	48	2,029	150	9,267	17.261	12.083
MODIFICATION	16	972	70	7,998	8.055	10.429
GSA SCHEDULE	225	7,936	417	16,048	47.986	20.925
EXTERNAL ORDER	89	2,876	168	6,228	19.333	8.121
TERM FOR DEFAULT	0	0	0	0	0.000	0.000
TERM FOR CONVEN	0	0	0	0	0.000	0.000
PRODUCT OR SERVICE						
SUPPLIES & EQUIPMENT	231	8,135	474	34,160	54.545	44.542
RESEARCH & DEVELOPMENT	0	0	0	0	0.000	0.000
CONSTRUCTION	3	1,612	5	4,798	0.575	6.256
ARCHITECT ENGINEER	0	0	0	0	0.000	0.000
AUTOMATIC DATA PROCESSING SERVICES	4	205	18	598	2.071	0.780
ADP EQUIPMENT, PURCHASE & LEASE	112	9,022	207	14,383	23.820	18.754
REAL PROPERTY, PURCHASE & LEASE	0	0	0	0	0.000	0.000
OTHER SERVICES	33	5,617	165	22,753	18.987	29.668
CONSULTANT SERVICES	0	0	0	0	0.000	0.000

FEDERAL PROCUREMENT DATA SYSTEM  
 US ARMS CONTROL & DISARMAMENTS AGENCY  
 FOURTH QUARTER FISCAL YEAR 1985  
 ACTIONS REPORTED IN SUMMARY ON SF 281

PART I - TOTAL PRIME ACQUISITION ACTIONS REPORTED IN SUMMARY ON SF 281

ACQUISITION METHOD	NUMBER OF ACTIONS	TOTAL DOLLARS (000)	SMALL BUSINESS CONCERNS	LARGE BUSINESS CONCERNS	EDUCATIONAL & NON-PROFIT INSTITUTION	OUTSIDE US POSSESSIONS
			DOLLARS (000)	DOLLARS (000)	DOLLARS (000)	DOLLARS (000)
1. TOTAL (2+7+8)	59	145				
2. SUBTOTAL (3+4+5+6)	59	145	119	26	0	0
3. FORMALLY ADVERTISED (INCLUDING 2 STEP)	0	0	0	0	0	0
4. NEGOTIATED COMPETITIVE	0	0	0	0	0	0
5. NEGOTIATED NON-COMPETITIVE	47	125	110	15	0	0
6. PROCUREMENT UNDER ANOTHER AGENCY'S CONTRACTS	12	20	9	11	0	0
6A. GSA SCHEDULES	9	14	3	11	0	0
6B. ANOTHER AGENCY'S CONTRACTS	3	6	6	0	0	0
7. DIRECTED CONTRACTS FOR FOREIGN GOVERNMENTS	0	0				
8. TARIFF OR REGULATED ACQUISITIONS	0	0				

PART II - STATISTICS ON SELECTED TYPES OF ACQUISITION

TYPE OF ACQUISITION	NUMBER OF ACTIONS	NET DOLLAR AMOUNT DOLLARS (000)
9. SMALL BUSINESS TOTAL SET-ASIDES	3	6
10. SMALL BUSINESS PARTIAL SET-ASIDES	0	0
11. TOTAL LABOR SURPLUS AREA SET-ASIDES	0	0
12. TOTAL LABOR SURPLUS AREA/SMALL BUSINESS SET-ASIDES	0	0
13. ACQUISITIONS FROM MINORITY AND DISADVANTAGED BUSINESS ENTERPRISES (13A+13B)	0	0
13A. DIRECTED TO LARGE OR SMALL MINORITY BUSINESS ENTERPRISES	0	0
13B. SMALL BUSINESS - DISADVANTAGED 8(A)	0	0
14. WOMEN-OWNED BUSINESS	10	36

FEDERAL PROCUREMENT DATA SYSTEM  
 US ARMS CONTROL & DISARMAMENTS AGENCY  
 FOURTH QUARTER FISCAL YEAR 1985 YEAR TO DATE  
 ACTIONS REPORTED IN SUMMARY ON SF 281

PART I - TOTAL PRIME ACQUISITION ACTIONS REPORTED IN SUMMARY ON SF 281

ACQUISITION METHOD	NUMBER OF ACTIONS	TOTAL DOLLARS (000)	SMALL BUSINESS CONCERNS	LARGE BUSINESS CONCERNS	EDUCATIONAL & NON-PROFIT INSTITUTION	OUTSIDE US POSSESSIONS
			DOLLARS (000)	DOLLARS (000)	DOLLARS (000)	DOLLARS (000)
1. TOTAL (2+7+8)	172	347				
2. SUBTOTAL (3+4+5+6)	172	347	234	113	0	0
3. FORMALLY ADVERTISED (INCLUDING 2 STEP)	0	0	0	0	0	0
4. NEGOTIATED COMPETITIVE	0	0	0	0	0	0
5. NEGOTIATED NON-COMPETITIVE	120	265	203	62	0	0
6. PROCUREMENT UNDER ANOTHER AGENCY'S CONTRACTS	52	82	31	51	0	0
6A. GSA SCHEDULES	49	76	25	51	0	0
6B. ANOTHER AGENCY'S CONTRACTS	3	6	6	0	0	0
7. DIRECTED CONTRACTS FOR FOREIGN GOVERNMENTS	0	0				
8. TARIFF OR REGULATED ACQUISITIONS	0	0				

PART II - STATISTICS ON SELECTED TYPES OF ACQUISITION

TYPE OF ACQUISITION	NUMBER OF ACTIONS	NET DOLLAR AMOUNT DOLLARS (000)
9. SMALL BUSINESS TOTAL SET-ASIDES	3	6
10. SMALL BUSINESS PARTIAL SET-ASIDES	0	0
11. TOTAL LABOR SURPLUS AREA SET-ASIDES	0	0
12. TOTAL LABOR SURPLUS AREA/SMALL BUSINESS SET-ASIDES	0	0
13. ACQUISITIONS FROM MINORITY AND DISADVANTAGED BUSINESS ENTERPRISES (13A+13B)	1	2
13A. DIRECTED TO LARGE OR SMALL MINORITY BUSINESS ENTERPRISES	1	2
13B. SMALL BUSINESS - DISADVANTAGED 8(A)	0	0
14. WOMEN-OWNED BUSINESS	28	63

FEDERAL PROCUREMENT DATA SYSTEM  
 US ARMS CONTROL & DISARMAMENTS AGENCY  
 FOURTH QUARTER FISCAL YEAR 1985 AND YEAR TO DATE

ACTIONS REPORTED INDIVIDUALLY ON SF-279

	ACTIONS	4Q \$(000)	YTD ACTIONS	YTD \$(000)	YTD % #	YTD % \$
US ARMS CONTROL & DISARMAMENTS AGENCY	16	811	29	1,607	100.000	100.000
TYPE CONTRACTOR						
BUS CONCERNS	15	715	26	1,291	89.655	80.336
EDUCATIONAL & NON-PROFIT	1	96	3	316	10.345	19.664
STATE LOC GOV	0	0	0	0	0.000	0.000
NON-DEFINED	0	0	0	0	0.000	0.000
METHODS OF PROC						
2 STEP	0	0	0	0	0.000	0.000
OTHER FORMAL ADV	0	0	0	0	0.000	0.000
NEG COMP	2	28	12	324	41.379	20.162
NEG NON-COMP	0	0	3	500	10.345	31.114
DIR FOR GOVS	0	0	0	0	0.000	0.000
TARIFF OR REG	0	0	0	0	0.000	0.000
SMALL BUSINESS AWARDS						
PRIME	12	527	21	741	72.414	46.111
TOTAL SET-ASIDE	0	0	0	0	0.000	0.000
PARTIAL SET-ASIDE	0	0	0	0	0.000	0.000
LABOR SURPLUS AREA						
TOTAL SET-ASIDE	0	0	0	0	0.000	0.000
TIE BID PREF	0	0	0	0	0.000	0.000
TOT LSA SM SET-ASIDE	0	0	0	0	0.000	0.000
SUB-TOTAL	0	0	0	0	0.000	0.000
NO PREF GIVEN	16	811	29	1,607	100.000	100.000
MINORITY & DISADVANT						
LG MINORITY	0	0	0	0	0.000	0.000
SM MINORITY	0	0	0	0	0.000	0.000
8A MINORITY	1	31	1	31	3.448	1.929
SUB-TOTAL	1	31	1	31	3.448	1.929
WOMEN OWNED	0	0	0	0	0.000	0.000
TYPE OF CONTRACT						
FIXED PRICE	4	177	4	177	13.793	11.014
COST	9	544	18	1,000	62.069	62.228
TIME & MATERIAL	3	90	7	430	24.138	26.758
LABOR HOUR	0	0	0	0	0.000	0.000
MULTI YEAR	0	0	0	0	0.000	0.000
SUBJECT TO STAT REQ						
WALSH HEALEY MFR	0	0	0	0	0.000	0.000
WALSH HEALEY DLR	0	0	0	0	0.000	0.000
SERVICE CONTRACTS	1	31	2	331	6.897	20.597
DAVIS BACON	0	0	0	0	0.000	0.000
NOT SUBJECT TO	15	780	27	1,276	93.103	79.403
KIND OF CONTRACT						
INITIAL LETTER	1	150	1	150	3.448	9.334
DEF SUPERSED LTR	0	0	0	0	0.000	0.000
DEFINITIVE	7	408	14	862	48.276	53.640
INTERNAL ORDER	3	33	9	375	31.034	23.335
MODIFICATION	4	99	4	99	13.793	6.161
GSA SCHEDULE	0	0	0	0	0.000	0.000
EXTERNAL ORDER	1	121	1	121	3.448	7.530
TERM FOR DEFAULT	0	0	0	0	0.000	0.000
TERM FOR CONVEN	0	0	0	0	0.000	0.000
PRODUCT OR SERVICE						
SUPPLIES & EQUIPMENT	0	0	0	0	0.000	0.000
RESEARCH & DEVELOPMENT	0	0	0	0	0.000	0.000
CONSTRUCTION	0	0	0	0	0.000	0.000
ARCHITECT ENGINEER	0	0	0	0	0.000	0.000
AUTOMATIC DATA PROCESSING SERVICES	7	217	11	626	37.931	38.955
ADP EQUIPMENT, PURCHASE & LEASE	1	42	1	42	3.448	2.614
REAL PROPERTY, PURCHASE & LEASE	0	0	0	0	0.000	0.000
OTHER SERVICES	8	552	17	939	58.621	58.432
CONSULTANT SERVICES	0	0	0	0	0.000	0.000

FEDERAL PROCUREMENT DATA SYSTEM  
 VETERANS ADMINISTRATION  
 FOURTH QUARTER FISCAL YEAR 1985  
 ACTIONS REPORTED IN SUMMARY ON SF 281

PART I - TOTAL PRIME ACQUISITION ACTIONS REPORTED IN SUMMARY ON SF 281

ACQUISITION METHOD	NUMBER OF ACTIONS	TOTAL DOLLARS (000)	SMALL BUSINESS CONCERNS DOLLARS (000)	LARGE BUSINESS CONCERNS DOLLARS (000)	EDUCATIONAL & NON-PROFIT INSTITUTION DOLLARS (000)	OUTSIDE US POSSESSIONS DOLLARS (000)
1. TOTAL (2+7+8)	511,795	324,352				
2. SUBTOTAL (3+4+5+6)	511,150	322,504	130,042	186,748	5,637	77
3. FORMALLY ADVERTISED (INCLUDING 2 STEP)	1,842	3,286	1,987	1,290	5	4
4. NEGOTIATED COMPETITIVE	59,989	53,930	32,171	21,631	115	13
5. NEGOTIATED NON-COMPETITIVE	356,872	163,530	73,910	85,898	3,686	36
6. PROCUREMENT UNDER ANOTHER AGENCY'S CONTRACTS	92,447	101,758	21,974	77,929	1,831	24
6A. GSA SCHEDULES	90,218	97,439	20,631	76,030	754	24
6B. ANOTHER AGENCY'S CONTRACTS	2,229	4,319	1,343	1,899	1,077	0
7. DIRECTED CONTRACTS FOR FOREIGN GOVERNMENTS	14	24				
8. TARIFF OR REGULATED ACQUISITIONS	631	1,824				

PART II - STATISTICS ON SELECTED TYPES OF ACQUISITION

TYPE OF ACQUISITION	NUMBER OF ACTIONS	NET DOLLAR AMOUNT DOLLARS (000)
9. SMALL BUSINESS TOTAL SET-ASIDES	90,556	40,462
10. SMALL BUSINESS PARTIAL SET-ASIDES	63	247
11. TOTAL LABOR SURPLUS AREA SET-ASIDES	17,917	10,706
12. TOTAL LABOR SURPLUS AREA/SMALL BUSINESS SET-ASIDES	31,680	13,391
13. ACQUISITIONS FROM MINORITY AND DISADVANTAGED BUSINESS ENTERPRISES (13A+13B)	6,351	2,950
13A. DIRECTED TO LARGE OR SMALL MINORITY BUSINESS ENTERPRISES	6,312	2,849
13B. SMALL BUSINESS - DISADVANTAGED 8(A)	39	101
14. WOMEN-OWNED BUSINESS	8,247	3,525

FEDERAL PROCUREMENT DATA SYSTEM  
 VETERANS ADMINISTRATION  
 FOURTH QUARTER FISCAL YEAR 1985 YEAR TO DATE  
 ACTIONS REPORTED IN SUMMARY ON SF 281

PART I - TOTAL PRIME ACQUISITION ACTIONS REPORTED IN SUMMARY ON SF 281

ACQUISITION METHOD	NUMBER OF ACTIONS	TOTAL DOLLARS (000)	SMALL BUSINESS CONCERNS DOLLARS (000)	LARGE BUSINESS CONCERNS DOLLARS (000)	EDUCATIONAL & NON-PROFIT INSTITUTION DOLLARS (000)	OUTSIDE US POSSESSIONS DOLLARS (000)
1. TOTAL (2+7+8)	1,989,823	1,158,039				
2. SUBTOTAL (3+4+5+6)	1,986,910	1,150,389	461,341	669,298	19,550	200
3. FORMALLY ADVERTISED (INCLUDING 2 STEP)	9,487	15,777	9,849	5,812	101	15
4. NEGOTIATED COMPETITIVE	205,733	182,347	108,849	72,968	486	44
5. NEGOTIATED NON-COMPETITIVE	1,414,820	615,036	274,972	323,953	15,999	112
6. PROCUREMENT UNDER ANOTHER AGENCY'S CONTRACTS	356,870	337,229	67,671	266,565	2,964	29
6A. GSA SCHEDULES	350,056	327,542	63,451	262,756	1,307	28
6B. ANOTHER AGENCY'S CONTRACTS	6,814	9,687	4,220	3,809	1,657	1
7. DIRECTED CONTRACTS FOR FOREIGN GOVERNMENTS	37	83				
8. TARIFF OR REGULATED ACQUISITIONS	2,876	7,567				

PART II - STATISTICS ON SELECTED TYPES OF ACQUISITION

TYPE OF ACQUISITION	NUMBER OF ACTIONS	NET DOLLAR AMOUNT DOLLARS (000)
9. SMALL BUSINESS TOTAL SET-ASIDES	341,630	135,521
10. SMALL BUSINESS PARTIAL SET-ASIDES	471	1,122
11. TOTAL LABOR SURPLUS AREA SET-ASIDES	69,989	38,727
12. TOTAL LABOR SURPLUS AREA/SMALL BUSINESS SET-ASIDES	123,942	49,345
13. ACQUISITIONS FROM MINORITY AND DISADVANTAGED BUSINESS ENTERPRISES (13A+13B)	27,182	10,218
13A. DIRECTED TO LARGE OR SMALL MINORITY BUSINESS ENTERPRISES	27,023	9,739
13B. SMALL BUSINESS - DISADVANTAGED 8(A)	159	479
14. WOMEN-OWNED BUSINESS	30,433	12,087

FEDERAL PROCUREMENT DATA SYSTEM  
VETERANS ADMINISTRATION  
FOURTH QUARTER FISCAL YEAR 1985 AND YEAR TO DATE

ACTIONS REPORTED INDIVIDUALLY ON SF-279

	ACTIONS	4Q \$(000)	YTD ACTIONS	YTD \$(000)	YTD % #	YTD % \$
VETERANS ADMINISTRATION	10,108	545,144	38,453	1,552,011	100.000	100.000
TYPE CONTRACTOR						
BUS CONCERNS	9,625	527,817	36,415	1,459,873	94.700	94.063
EDUCATIONAL & NON-PROFIT	271	8,286	1,167	37,241	3.035	2.400
STATE LOC GOV	211	9,028	864	54,625	2.247	3.520
NON-DEFINED	1	13	7	272	0.018	0.018
METHODS OF PROC						
2 STEP	23	873	75	3,745	0.195	0.241
OTHER FORMAL ADV	1,005	27,720	4,754	190,180	12.363	12.254
NEG COMP	2,507	134,543	8,455	400,955	21.988	25.835
NEG NON-COMP	3,639	84,038	19,440	495,868	50.555	31.950
DIR FOR GOVS	0	0	0	0	0.000	0.000
TARIFF OR REG	138	9,367	1,572	105,206	4.088	6.779
SMALL BUSINESS AWARDS						
PRIME	4,658	258,208	18,098	627,862	47.065	40.455
TOTAL SET-ASIDE	522	19,127	2,511	103,237	6.530	6.652
PARTIAL SET-ASIDE	6	54	10	115	0.026	0.007
LABOR SURPLUS AREA						
TOTAL SET-ASIDE	114	696	539	9,803	1.402	0.632
TIE BID PREF	1	13	3	96	0.008	0.006
TOT LSA SM SET-ASIDE	294	33,574	968	68,471	2.517	4.412
SUB-TOTAL	409	34,283	1,510	78,370	3.927	5.050
NO PREF GIVEN	9,699	510,861	36,943	1,473,641	96.073	94.950
MINORITY & DISADVANT						
LG MINORITY	10	166	36	336	0.094	0.022
SM MINORITY	159	9,916	546	28,736	1.420	1.852
8A MINORITY	221	22,554	596	53,984	1.550	3.478
SUB-TOTAL	390	32,636	1,178	83,056	3.063	5.352
WOMEN OWNED	196	13,790	788	39,073	2.049	2.518
TYPE OF CONTRACT						
FIXED PRICE	10,080	543,681	38,280	1,523,442	99.550	98.159
COST	22	1,361	146	28,151	0.380	1.814
TIME & MATERIAL	1	39	8	184	0.021	0.012
LABOR HOUR	5	63	19	234	0.049	0.015
MULTI YEAR	1,018	28,345	2,584	104,239	6.720	6.716
SUBJECT TO STAT REQ						
WALSH HEALEY MFR	3,474	200,755	10,012	529,483	26.037	34.116
WALSH HEALEY DLR	487	12,429	1,566	44,157	4.073	2.845
SERVICE CONTRACTS	3,454	44,026	16,826	238,562	43.757	15.371
DAVIS BACON	1,164	211,816	3,904	388,078	10.153	25.005
NOT SUBJECT TO	1,529	76,118	6,145	351,731	15.981	22.663
KIND OF CONTRACT						
INITIAL LETTER	40	3,008	96	5,529	0.250	0.356
DEF SUPERSED LTR	15	727	25	1,084	0.065	0.070
DEFINITIVE	2,115	307,898	7,276	769,894	18.922	49.606
INTERNAL ORDER	6,170	171,871	24,678	600,770	64.177	38.709
MODIFICATION	657	6,911	3,183	32,073	8.278	2.067
GSA SCHEDULE	875	42,330	2,341	96,443	6.088	6.214
EXTERNAL ORDER	233	12,598	844	53,041	2.195	3.418
TERM FOR DEFAULT	1	-19	2	-37	0.005	-0.002
TERM FOR CONVEN	2	-180	8	-6,786	0.021	-0.437
PRODUCT OR SERVICE						
SUPPLIES & EQUIPMENT	4,182	216,076	12,295	574,259	31.974	37.001
RESEARCH & DEVELOPMENT	7	162	54	1,539	0.140	0.099
CONSTRUCTION	1,164	211,816	3,904	388,078	10.153	25.005
ARCHITECT ENGINEER	81	3,168	484	69,047	1.259	4.449
AUTOMATIC DATA PROCESSING SERVICES	17	2,508	60	9,065	0.156	0.584
ADP EQUIPMENT, PURCHASE & LEASE	79	3,963	362	24,998	0.941	1.611
REAL PROPERTY, PURCHASE & LEASE	17	418	123	2,479	0.320	0.160
OTHER SERVICES	4,561	107,033	21,171	482,546	55.057	31.092
CONSULTANT SERVICES	29	1,084	93	3,094	0.242	0.199

FEDERAL PROCUREMENT DATA SYSTEM  
AUDIT REPORT  
ON FISCAL YEAR 1984 DATA COMPLETENESS

September 1985

Prepared by:  
General Services Administration  
Information Resources Management Services  
Federal Procurement Data Center

## ACKNOWLEDGEMENTS

The Federal Procurement Data Center wishes to express its gratitude to the agencies and purchase offices that offered their hospitality in allowing us to visit for the purposes of this audit and to all those purchase offices that took the time to complete the self-survey package and mail it back to us. Without their help and active participation this completeness audit would not have been possible. One of the major by-products of this effort was the development of a mutual appreciation of the process of collection, compilation, and utilization of the data.

## FORWARD

The Federal Procurement Data Center (FPDC) was established pursuant to Public Law 93-400 to collect, develop, and disseminate procurement data which takes into account the needs of Congress, the Executive Branch, and the private sector. These entities, with their diverse responsibilities and interests, rely upon data from the Federal Procurement Data System (FPDS) as input for special legislation, for conformance to or measurement of performance against procurement policies, and for market survey studies.

To assure the reliability of this data base, the FPDC undertook a survey of the source data in 1983 and established a quality assurance program. This survey audit augments those findings contained in the FPDC Audit Report of January 1984.



## TABLE OF CONTENTS

1.	INTRODUCTION	
1.1	Background.....	1
1.2	Description.....	2
1.3	Sample.....	3
2.	PURCHASE OFFICE CODES	
2.1	Cleanup Activity.....	5
2.2	Agency Validation.....	5
2.3	Mailout Validation.....	5
2.4	FPDC Findings.....	5
2.5	Agency Actions.....	6
3.	AGENCY QUESTIONNAIRE	
3.1	Discussion.....	7
3.2	Questions Asked.....	7
3.3	Conclusions and Comments.....	9
4.	PURCHASE OFFICE QUESTIONNAIRE	
4.1	Discussion.....	11
4.2	Questions Asked.....	11
4.3	Conclusions and Comments.....	12
5.	COMPARISON OF ONE MONTH'S DATA	
5.1	Discussion.....	14
5.2	Results of Data Compared.....	14
5.3	Conclusions and Comments.....	14
6.	COMPARISON OF RANDOMLY SELECTED CONTRACTS	
6.1	Discussion.....	17
6.2	Results of Data Compared.....	17
6.3	Conclusions and Comments.....	18
7.	SUMMARY AND RECOMMENDATIONS	
7.1	Summary.....	19
7.2	Recommendations.....	21

## 1. INTRODUCTION

### 1.1 Background

During FY83 the Federal Procurement Data Center (FPDC) conducted an audit of the Federal Procurement Data System (FPDS) to determine (1) the accuracy and completeness of source data reported into the system, (2) the reliability of the FPDC's internal processing of submitted data, (3) the validity and reliability of the Contractor Information Subsystem, and (4) whether the present policies and procedures of the FPDC are adequate to ensure that it fulfills its designated obligations and responsibilities. The resultant findings are contained in the Federal Procurement Data Systems Audit Report dated January 1984.

One area of inquiry was deferred: completeness of the data base. Complications in analyzing completeness, due to record keeping by agencies and inadequate resources available to the Center, prevented a concurrent survey. Therefore, a separate survey was planned for the analysis of "completeness".

Since the inception of the FPDS approximately 5,000 purchase office codes from over sixty executive departments and agencies have been reported to the FPDC, of which nearly 2,500 were used to report transactions in FY84. Those purchase offices reported a little over 21,150,000 total transactions representing \$182,900,000,000.

The FPDC regularly receives inquiries regarding the completeness of the data base (i.e., the suspicion of missing contracts, purchase offices or even regions within a particular agency). A typical example is a query for a company whose competitor is known to have received a federal contract; when our special report shows no awards to the competitor, the requesting company complains and refuses to pay for the report. When such incidents occur, the FPDC investigates to determine if, in fact, reportable actions have not been submitted. On several occasions we found that contract actions that should have been reported were not.

The purposes for conducting the audit were (1) to develop an estimate of the completeness of the data base (statistical validity is important); (2) to provide valuable marketing information, if the completeness is high; and (3) to provide an indication of the level of effort which should be devoted to improvement of completeness.

During the planning phases of the audit, concern over the proper methodology to provide a high level of confidence in

the findings led to interviews with officials of the General Accounting Office, Department of Defense, the Bureau of the Census, and the Office of Management and Budget. The consensus of opinion was that the only statistically reliable method for determining the relative completeness of the data was to do a universal sample. The GAO attempted to perform a completeness audit of the Consolidated Federal Funds Report (CFFR) (to which the FPDS contributes data) and had determined that a sampling technique would not produce results that could be extrapolated to the entire body of data. All concerned agreed that even if the limited sample that the FPDC was auditing would not produce results with a high level of statistical reliability, it should be undertaken to at least produce material that would be indicative of the completeness of the FPDS database.

## 1.2 Description

Methodology for FY85 Audit: To produce a survey for completeness, FY84 data was sorted by purchase office code within zip code so that a random selection of purchase offices to survey could be clustered geographically. They were also stratified between civilian and defense agencies.

It was our intention to review with reporting agencies their internal controls (i.e., instructions, regulations, orders, statistical checks, etc), and audit reports (e.g., GAO, IG, other) that concern the completeness of data.

At each purchase office visited, a senior procurement official was questioned about the adequacy of the agency's and the office's internal controls with regard to ensuring data accuracy and completeness.

Two statistical analyses were conducted to determine the completeness of the data:

- (1) a list of a maximum of 5 randomly selected contracts active in FY84 was taken to each purchase office. All FY84 actions under each of the contracts in the contract file were compared against the FPDS list.
- (2) for a one month period in FY84 (July), purchase office internal records were copied and compared with the FPDS Master File.

In both analyses the date of the action, contract, modification, and order numbers, and dollar amounts were reviewed.

Purchase offices visited ranged in size and organizational and physical location from national headquarters to regional headquarters to the remote field offices. This audit report will be made available to GAO, OFPP, and the agencies/purchase

offices involved as well as other interested parties, however, the detailed findings at each purchase office will only be disclosed to that purchase office and will not be available for general review.

### 1.3 Sample

The initial audit plan was to develop a sample consisting of 100 purchase offices, stratified to include proportionate representation of civilian and DOD activities based on the total data base population. It was decided that a self-survey package (identical to the one utilized for the on-site visits) would be mailed to all of the 2,497 purchase offices, except for the 46 that would be included in the reduced on-site sample population. This mass mailing served two purposes, the first being to develop as large a sample population as possible in order to significantly increase the reliability of the audit results. The second purpose was to indicate the accuracy and completeness of the FPDC purchase office mailing address file. To date, we have received over 700 responses to the self-survey package. Because of the volume and complexity of the data involved, the analysis and results drawn from these packages will be published in an amended audit report during FY86.

As mentioned above, due to time, budget, and logistical constraints, the sample of purchase offices designated for on-site visits was limited to 46 offices, located in six cities (including Washington, D.C.). These 46 offices represent 1.8% of the total number of active purchase offices reporting into the FPDS. These offices generated over 9,000 contract actions totaling about \$2.5 billion during FY84. This represents 2.2% of the total Federal FY84 contract actions reported individually (417,000) and 1.4% of the total procurement dollars (\$187.7 billion) reported to FPDC during the fiscal year.

At each purchase office two separate audit methods were employed. The first consisted of a review of not more than five randomly selected contracts that were active during FY84. All the actions reported into FPDS for each of the contracts were compared against the FY84 actions in the actual contract files. The FPDC records showed a total of 423 actions in this sample, totaling over \$41 million dollars. The second audit method involved obtaining purchase office internal records indicating contract actions consummated during the month of July 1984. The records were then compared against the FPDS file for that purchase office for the month of July. Unfortunately, of the 46 purchase offices visited only 26 had usable record logs on monthly actions. At the remaining 20 offices we found that records were not maintained in a usable format, e.g., they were not kept on the basis of date of award, or no logs were kept on individual contract actions and files weren't organized chronologically by date of award. For

those purchase offices maintaining usable files or logs, the total sample consisted of 132 contract actions representing obligation of almost 25 million dollars.

COMPARISON OF 46 VISITED PURCHASE OFFICES TO TOTAL

	Purchase Offices	Actions	Total Dollars (000)	Absolute Dollars (000)
Visited	46	9,092	2,506,167	2,598,850
Total	2,497	417,060	167,426,667	187,674,071
% of Total	1.8	2.2	1.5	1.4

COMPARISON OF RANDOMLY SELECTED CONTRACTS TO TOTAL

	Purchase Offices	Actions	Total Dollars (000)	Absolute Dollars (000)
Visited	46	423	37,774	41,372
Total	2,497	417,060	167,426,667	187,674,071
% of Total	1.8	0.1	0.02	0.02

COMPARISON OF JULY PROCUREMENT ACTIVITY TO TOTAL

	Purchase Offices	Actions	Total Dollars (000)	Absolute Dollars (000)
Visited	46	617	203,051	208,461
Total	2,497	417,060	167,426,667	187,674,071
% of Total	1.8	0.15	0.12	0.11
Compared*	26	132	24,531	24,711
% of Total	1.0	.03	.01	.01

\* The reasons for the differences between the 46 purchase offices selected and the number compared were that at some purchase offices their records were not maintained in such a manner as to allow comparison and at others there were no records to compare at all.

## 2. PURCHASE OFFICE CODES

### 2.1 Cleanup Activity

During the early part of FY85, there was a concerted effort taken in conjunction with the agencies to update the FPDS Purchase Office Table and to add complete mailing addresses. This table consists of a code for each purchase office, codes for the agency and subagency, and a purchase office mailing address. The table is often used by FPDC customers for mass mailings to purchase offices as well as for determining who and where the purchase office is for a particular contract action. Many unused and obsolete codes were deleted and many were corrected.

At the conclusion of that effort there were approximately 5000 purchase office codes on the FPDC table file listed as valid and potentially active.

### 2.2 Agency Validation

There were approximately 2500 purchase offices that did not have any activity reported for them in FY84. A special "Purchase Office Code Profile" was prepared for each of those offices and forwarded to the appropriate agency for determination as to the current validity of the code and for verification that there were no reportable contract actions by that purchase office in FY84. The agencies were mailed the profiles in July and were requested to respond by the end of August. The FPDC will process the responses before the next update cycle which is scheduled for January 1986. The results of this effort will be reported in the FY86 supplement to this report.

### 2.3 Mailout Validation

The two deciding factors for mailing out a self-survey package to all purchase offices were the ability to test the accuracy of the cleanup effort and an attempt to sample as large a universe as possible, thereby producing statistically valid and reliable audit results. Of the approximately 2400 mailings, only 50 were returned as undeliverable.

### 2.4 FPDC Findings

During the process of conducting the audit it was discovered that there are several agencies that utilize a purchase office coding scheme which results in multiple purchase office codes

for a single purchase office location. For instance, one agency cross referenced its 26 buying activities to most of its agency/subagency components resulting in 280 codes. This fact was unknown to the FPDC and caused maintenance problems and confusion between the agency and the FPDC. As a direct result of this audit that agency is taking steps to simplify its reporting by eliminating the various combinations and relying on only 26 codes.

Another agency has tens of codes associated with one physical purchasing activity depending on which program the purchase office is supporting. There are several other agencies and subagencies utilizing similiar schemes. The FPDC is attempting to document this information so that a more representative picture of who, where, and by how many the buying is being done can be presented to the users of the data. The FPDC is negotiating agreements with these agencies to eliminate multiple codes.

## 2.5 Agency Actions

The agencies will be asked to explain and document any multiple codes for one physical buying activity so that the FPDC analysts will be able to accurately and correctly analyze and interpret the data.

### 3. AGENCY QUESTIONNAIRE

#### 3.1 Description

Agencies that report to the FPDS were surveyed concerning agency policy and procedures regarding the assignment and utilization of purchase office codes as well as about their controls to ensure accurate and complete reporting of data. This survey was conducted by telephone and resulted in 34 responses, which includes all major agencies. The remaining agencies were not solicited as most of the questions do not apply to agencies with only one purchase office.

#### 3.2 Questions Asked

The following represents an edited version of the questionnaire utilized in interviewing the agency contact. The number of responses is indicated in each question. Not all questions were answered by all agencies. Usually, when a question was not answered it was because the respondent did not believe that the question applied to his/her agency (generally attributable to a limited number of purchase offices in that agency), however, there were occasions when the respondent did not know the answer and didn't have a convenient way to find it.

#### AGENCY QUESTIONNAIRE

Agency \_\_\_\_\_

Contact \_\_\_\_\_ Phone \_\_\_\_\_

Position \_\_\_\_\_

1. Does the agency utilize a structured code logic in the assignment of Purchase Office codes? Yes 13 No 7

2. Are all Purchase Offices in the agency numbered regardless of whether they will have reportable data to the FPDC? Yes 17 No 3

If yes, are all Purchase Office Codes given to the FPDC regardless of purchasing authority? Yes 15 No 0



3. Has the agency renumbered its PO codes since FY 79?  
Yes 5 No 24

If yes, was it a result of:

- a. establishing a consistent code structure? 1
- b. internal reorganization? 2
- c. other? 1

Is there a crosswalk between the old and new PO codes?  
Yes 2 No 1

Will you provide a copy of the crosswalk to the FPDC?  
Yes 1 No 0

4. Does the agency routinely delete PO codes that are not used? Yes 7 No 6

5. Does the agency monitor PO reporting in the FPDS for completeness and accuracy? Yes 18 No 15

If yes, who does the monitoring?

- a. the PO? 4
- b. the agency contact? 16
- c. the agency IG? 2
- d. other? 2

If yes, how is it monitored?

- a. Checks to see if each PO reports? 4
- b. Compares PO reports over time for trends? 1
- c. Compares PO reports to agency financial dates? 6
- d. Compares to CBD notices? 1
- e. Internal audits? 11
- f. Other? 3

6. Is the agency IG specifically tasked with the responsibility to monitor agency FPDS submissions for accuracy and completeness? Yes 3 No 9
7. Have there been GAO or IG audits for completeness of data? Yes 7 No 21
8. Are procurement information requirements automated within the agency? Yes 14 No 20
9. Does the agency furnish the FPDC with a consolidated tape of the agency's submission each quarter? Yes 16 No 18
10. Is there anything that the FPDC can do to assist the agency in assuring accurate and complete reporting? Yes 2 No 25

### 3.3 Conclusions and Comments

Only a small number of agencies answered the first four questions, since the majority of agencies have only one purchase office.

Only 13 agencies indicated that they apply any logic in the assignment of purchase office codes, and this usually consists of some minimal designation of subagency/service coupled with the region in which the purchase office is located. Some of the larger agencies leave the assignment of purchase office codes up to the subagencies. The results indicate that the purchase office codes assigned by the agencies do not contain any information that would be useful to FPDC users.

During the interviews and subsequently in the surveys, it was discovered that several agencies used a type of matrix structure (see the section on purchase office codes above) in the assignment of purchase office codes. Prior to this audit FPDC personnel had thought that a unique code was assigned to each individual physical buying activity. We discovered that one buying activity might have several codes depending on who the requisitioner was or on what program was being supported by the procurement.

In this regard, one agency, as a result of this questionnaire and the purchase office survey, has decided that they have established more codes than they need and are in the process of considerably reducing that number.

Almost every point of contact initially affirmed that their agency monitored for accuracy and completeness. When queried on monitoring for completeness, several changed their answers because they realized that all they were able to do was to check for accuracy. Of the 18 that indicated that they were able to monitor for completeness, some had more than one party responsible for the monitoring and more than one type of comparison implemented. Some compare against serially assigned control numbers to assure that all actions were reported; others cross check with work load indicators or financial data to determine that the net amounts obligated were reported. Several agencies use a form of internal audit wherein headquarters personnel visit their purchase offices on a scheduled basis and review the local procurement activity, including the FPDS reporting requirements.

Two agencies had requests/suggestions for FPDC to assist them in accurate and complete data reporting. One requested that we provide them with year-to-date listings of records on our master file each quarter, and the other thought that if we replaced the DUNS number with another identification scheme that the data would be more accurate. The FPDC is currently evaluating the DUNS number contractor identification scheme to improve it and to consider alternatives.

One agency stated that they believe that there is a great deal of inaccurate data being generated by GSA incorrectly coding GSA Schedules on the Basic Ordering Agreement master file (this file is used for such things as determining the size of the business, type of business, minority status, whether it is women owned, etc.). They suggested that greater scrutiny be applied to GSA Schedule Contracts before they are added to the FPDS master file.

#### 4. PURCHASE OFFICE QUESTIONNAIRE

##### 4.1 Description

The purchase office questionnaire was designed to accompany the survey of actual data to determine the commonality of purchase office procedures and to discover what, if any, controls were exercised at that level regarding completeness of the data reported to the agency and subsequently to the FPDS.

##### 4.2 Questions Asked

###### PURCHASE OFFICE QUESTIONNAIRE

Purchase Office Name and Code \_\_\_\_\_

Name & Position \_\_\_\_\_ Phone # \_\_\_\_\_

1. Are there local controls to ensure that all actions are reported to the agency headquarters? Yes 36 No 4  
NA 3

2. Are submissions monitored by the purchase office to ensure that what is reported to the headquarters is correctly on file in the FPDC? Yes 20 No 20 NA 3

3. Are periodic log sheets compiled by the purchase office for all contract actions including contract awards, orders, and modifications? Yes 37 No 6

If yes, at what level of detail are they maintained:  
Purchase office 30 Procurement Official 6 Other 1

Are they Daily 9 Weekly 1 Monthly 6 Other 22

4. Are log sheets used to collect and tabulate summary SF281 Data? Yes 30 No 12 NA 1

5. Are the procurement information requirements of the purchase office automated? Yes 18 No 23

Is data submitted electronically in the information chain? Yes 9 No 24

Is the automated information the same information submitted to higher levels and the FPDS? Yes 9 No 5  
NA 5

6. If the purchase office has an automated system, does the purchase office perform periodic audits of its won data for completeness and accuracy? Yes 12 No 12 NA 12

7. Is the purchase office interested in any feedback on a routine basis from the FPDC? Yes 18 No 21 NA 1

#### 4.3 Conclusions and Comments

As was the case in the agency questionnaire, the initial response to the question of controls to ensure that all actions are reported was a "yes". When asked to explain what they were and how they worked, the answer generally changed to "no". As opposed to most of the offices visited, there were a few offices that did have cross checks where supervisors reviewed work, comparisons were made periodically to see if the total amount reported on SF279s equaled their finance office records, or an "open" report was maintained until such time as a copy of the SF279 was on file. One activity would not make distribution of the contract until the form was in the contract file.

The one common thread in record keeping at the purchase office level is that there is no prescribed method for record keeping. Different components of the same purchase office often kept records in completely different formats. There was little if any commonality between purchase offices of the same agency. Every purchase office visited had its own unique method. This area will be highlighted to Office of Federal Procurement Policy (OFPP) with the intent of having a standardized system of records prescribed, perhaps in the Federal Acquisition Regulations (FAR).

There was considerable interest (11 of 46) in receiving year-to-date listings of their records on the FPDS master file on a quarterly basis. This would assist the purchase office in determining if all the transactions that they reported were, in fact, reflected on the FPDS data base.

Listed below are the other edited comments that were received in response to question number 7, and FPDC planned actions.

Provide quarterly error listing and annual report of valid transactions. This will be provided to interested activities beginning in FY86.

Provide statistical information on their performance. No action other than the aforementioned listings is contemplated at this time.

Provide printout of contract number with contractor's name. This will be presented to the FPDS redesign committee as an action associated with the contractor identification problems that the FPDS has experienced. (The reason that this was requested is that currently, unless the agency has a contract with Dun and Bradstreet and also has an automated system, the agencies do not have a way of decoding the DUNS number once it has been entered into the system.)

Allow for monthly, rather than quarterly reporting. This is being discussed by the FPDS redesign committee.

Provide capability to interactively query the system. This will be reviewed by the FPDS redesign committee.

Clarify the SF281 to indicate that "Government" means Federal Government. Will be so changed on the next update of the form and reporting instructions.

Revise the requirement for reporting to be "\$10,000 and above" in lieu of "more than \$10,000" for the SF279. The whole area of reporting thresholds is under review by the FPDS redesign committee.

Revise the forms and reporting instructions to be more user friendly. The rewritten Reporting Manual, which will be published during FY 86, is intended to rectify this concern.

Revise the SF-279 to collect the "face value" of a reported contract. This will be presented to the FPDS redesign committee.

Stop sending out year-to-date listing as they don't have time to review them (presumably their agency headquarters is requesting them from us and sending them to all their purchase offices). No action is contemplated as this is currently an agency practice, not an FPDC procedure.

## 5. COMPARISON OF ONE MONTH'S DATA

### 5.1 Discussion

One of the analyses for determining the completeness of the database was to chose a month and compare those contract actions contained in the FPDS masterfile with those actions indicated in the actual internal records maintained at each purchase office for that month. This approach assumed that each purchase office would have records of all procurement activity during each month in a central location and in a usable format. As the visits were undertaken during the month of August 1985, we did not want to be searching for data that was of an age that could have been retired, nor did we wish to chose a month that would have contained a higher than average amount of transactions (such as August or September). Therefore, we arbitrarily chose the month of July 1984 expecting that the records would not been retired and that that month would not contain so many transactions that we would not be able to analyze them.

### 5.2 Results of Data Compared

Of the 46 purchase offices visited:

1. Twenty did not have records that could be used for comparison.
2. Of the remaining 26 purchase offices:
  - a. Twenty compared exactly to the transactions contained in the FPDS data base.
  - b. Six had data in their contract files which was not contained in the FPDS data base. These eight (8) missing transactions totaled \$490,000.

### 5.3 Conclusions and Comments

Of the sample selected for visits 56% of the purchase offices had records that could be audited. The audit of these records uncovered 8 records in error with an absolute dollars value of \$490,000 (absolute dollars were used to present an accurate/representative picture of the total of the errors identified. An algebraic sum would have indicated the database to be more than 100% complete.) This represents an error rate of 6% of the actions and 2.0% of the dollars (absolute).

The findings presented here indicate the lack of uniformity in record keeping practices at the purchase office level. Some purchase offices maintain a centralized record of all procurement actions, but most do not. Some maintain separate records for new contracts, modifications, orders against General Supply Schedules, change orders to their own contracts, and purchase orders. Some maintain records of only new awards. Others have combinations of those listed above, and others do not have any records at all.

Some purchase offices maintain records by logging in all requisitions and then annotating the log with the final disposition of the request. This type of log was always by date of receipt in the purchase office and sometimes did not include the date of award. This is one of the reasons that there are so many of the purchase office records that can not be compared.

While auditing agency records for July 1984, several other discrepancies were discovered that were outside the scope of this review. They are presented here to give a flavor of the type of isolated problem that may dramatically effect any micro-analysis of the data, but when compared to the entirety of the FPDS data the effect on any completeness measurement would be insignificant.

One transaction was reported for \$11,000 (not in July). The procurement was never consumated but the report went forward anyway. It is now being deleted as a result of its discovery. This error should not have happened given the internal procedures, but it did.

One transaction of \$31,000 was not reported for the FY84 time period, but is assumed to be incorrectly reported as an action that took place in FY85. This basic contract provided for monthly obligations in the amount of \$31,000. The contract file is kept in fiscal year folders. Only the FY84 folder was available for review as the office was in the process of moving when we visited. The transaction did not occur in July.

One transaction for a basic contract of \$1,363,000 was found to have not been submitted. This was from a purchase office that had 14 other reported transactions totaling \$990,000. This represents 1% of actions and 58% of dollars for that office.

One purchase office claimed that they were unaware of any reporting requirement for transactions greater than \$10,000 until July of 1985. They produced their internal



summary forms (equivalent to SF281) which also asked for information regarding the size distribution of their purchase orders. In every case they had typed in after the last size category (e.g. \$10,000) an entry for the number of transactions greater than \$10,000. They could not explain how the records that the FPDC possessed for FY84 were entered into the system. A review of their records indicated that they in fact had eight transactions totalling \$178,000 for FY84 instead of the two for \$15,000 in the FPDS. (None of their transactions were in July.)

One subagency of a large civilian agency maintains two data systems, one for a specific commodity (the primary mission of the subagency), the other for all other contracts. The dollar volume for the specific commodity reported to the FPDS for FY84 was \$194,480,000. A senior official of the subagency stated that substantially more than \$194 million had been expended on that commodity during FY84. FPDS is actively persuing a reconciliation, and correction of faulty reporting procedures, with this activity.

## 6. COMPARISON OF RANDOMLY SELECTED CONTRACTS

### 6.1 Discussion

The final method utilized for estimating the completeness of the FPDS for FY84 was to randomly select five contracts numbers for each of the purchase offices and compare the contract files with those transactions that were reported. We reviewed 423 contract actions totaling \$37,774,000 (\$41,372,000 absolute value) in this phase of the audit. This review found two transactions that had not been reported and two transactions that were reported but never occurred. It also uncovered three transactions on three different contracts that had the wrong dollars reported for the documentation reviewed. The details are covered below.

### 6.2 Results of Data Compared

One reported transaction of \$10,000 did not in fact occur. The report was prepared in anticipation of a contract action that was not completed and was forwarded in error. This resulted in one error that has an absolute dollar value of \$10,000.

One reported transaction of \$720,000 should have been \$714,000. This typo produced one error that has an absolute dollar value of \$6,000.

One reported transaction of \$33,000 should have been \$32,000. The configuration was rounded up instead of down resulting in one error that has an absolute dollar value of \$1,000.

One reported transaction of \$13,000 should have been \$36,000 followed by a modification deobligating \$21,000. The net for the contract was therefore off \$2,000. There was no explanation of how this happened. The three errors amounted to an absolute dollar value of \$70,000.

One reported transaction of \$2,525,000 should have been \$25,000. The person wrote the exact amount including cents on the reporting form instead of rounding to the nearest thousand and dropping the zeroes resulting in one error with an absolute value of \$2,500,000.

The net result of the errors uncovered by this analysis is that the data base totals \$2,515,000 more than it should. There were 7 errors with an absolute sum of \$2,587,000, which equates to an error rate of 1.7% of the actions and 6.3% of the dollars that were reviewed.

### 6.3 Conclusions and Comments

Two of the above errors were directly due to human error in the application of the FPDS policy of requiring agencies to report dollars rounded to the nearest thousand. In one instance the dollars were incorrectly rounded up and in the other the last three digits were not dropped.

This method of comparison would lead to the conclusion that except for minor errors in reporting the dollars for individual transactions and an occasional rounding error the FPDS is essentially 98% complete in terms of actions and 94% in terms of dollars. Again, as was the case with the monthly analysis, it must be emphasized that however complete the data base may be, if one is undertaking any particular micro-analysis, errors in reporting may be encountered. Depending on the size of the sample being analyzed and the errors uncovered, the reliability of the sample may be adversely affected. However, when viewed as a whole, and considering the magnitude of any Government data collection methodology, the FPDS has been validated as being extremely accurate and reliable data base. (The results of actual source code audits have shown the data base to be approximately 95% accurate and complete.)

## 7. SUMMARY AND RECOMMENDATIONS

### 7.1 Summary

#### Purchase Office Codes

Purchase office codes were reviewed and corrected prior to the selection of offices to visit and to mail the self survey packages. Even after this extensive effort was completed minor problems were encountered with some incomplete addresses in the file (50 out of 2500). These remaining inaccurate/incomplete addresses will be handled during the FPDC periodic reviews and purges of this file.

Another problem with the purchase office codes occurs when a given procurement activity in an agency is assigned multiple purchase office codes. This is a major concern to some of FPDC's customers who are trying to economically send out a mass mailing to each purchase office or to the senior procurement official at each location. Also, whoever looks at the number 2,497 purchase office codes almost invariably assumes that that means there are 2,497 separate and distinct purchase offices instead of the lesser number of unique physical buying activities that actually exist.

#### Agency Controls

At the present time there is no widespread implementation of controls at the agency level to insure complete reporting. Even more importantly, there does not appear to be an easily implementable methodology for instituting such controls. The more complicated and rigorous controls utilized at some purchase offices would be resisted as being too cumbersome by many agencies and purchase offices. The FPDC will bring this matter to the attention of OFPP to see if they believe it is an important enough matter to insist on formal local controls. The FPDC is investigating ways of applying edits to unique agencies and/or purchase offices data to ensure the completeness of the submission.

#### Purchase Office Controls

Most purchase offices perceive their controls to be adequate to insure complete reporting. However, our analysis indicates the controls are superficial at best. Most of the purchase offices in the larger, and therefore more politically sensitive agencies, do place a great deal of emphasis on reporting. However, there was no uniform application of the controls even within the same subagency. The audit findings in this area will be provided to OFPP, and reviewed by the FPDS Redesign Committee to consider system reporting design changes that would improve controls on reporting completeness.

## Survey Findings

The review of the July 1984 transactions at 46 purchase offices uncovered eight (8) contract actions totaling \$490,000 that had not been reported as required into the FPDS. The total sample audited consisted of 132 actions representing \$241,711,000. The resultant error rate is, therefore, 6% for actions and 2.0% for dollars.

The review of the randomly selected contracts at the 46 purchase offices produced no unreported contract actions, but did uncover 7 problem transactions out of the 423 audited. The incorrect actions totaled \$2,587,000 out of the total sample of \$41,372,000. The resultant error rates are 1.7% for actions and 6.3% for dollars.

Combining the two portions of the audit produces the following projections of FPDS data base completeness:

Actions			
<u>Audit</u>	<u>Sample Size</u>	<u>Number In Error</u>	<u>Percent In Error</u>
July 1984	132	8	6.0%
Random Contracts	423	7	1.7%
Total	555	15	2.7%

Dollars			
<u>Audit</u>	<u>Sample Size</u>	<u>Number In Errors</u>	<u>Percent In Error</u>
July 1984	24,711,000	490,000	2.0%
Random Contracts	41,372,000	2,587,000	6.3%
Total	\$66,083,000	\$3,077,000	4.7%

## Other Findings

In addition to the above, we found several things that were outside of the scope of our survey. We found one transaction that should not have been reported (\$11,000), several that should have been (\$1,582,000), and a major program that was apparently seriously under reported. The FPDC is vigorously pursuing the correction of these possible errors. However, they were outside the scope of our audit parameters, and are not included in the audit results cited above.

## 7.2 Recommendations

- A. The FPDC will begin program designed to periodically review, update, and document purchase office codes and addresses.
- B. The FPDC will continue to analyze the mail-in data and issue a supplemental report of those findings in FY86.
- C. The FPDC will offer quarterly listings of contract actions by purchase office to those agencies that wish to participate. This will allow individual purchase offices to review their portion of the FPDS file to insure accuracy and completeness.
- D. The FPDC will work with the agency that failed to report contract actions for one of their significant programs to ensure compliance in the future and request that prior years data be reported to the FPDC for inclusion in the FPDS data base.
- E. The FPDC in conjunction with GSA, and the agency which made the comment about GSA Schedule accuracy (paragraph 3.3) will review the problem and report the results in the FY86 supplement to this report.
- F. The FPDC will institute a program to statistically analyze the data base in order to uncover potential problems or unusual circumstances.
- G. The FPDC will reinstitute the periodic liaison meetings with agencies in order to develop a forum for the exchange of information at the working level. Also, a newsletter will be distributed to all agency contacts as well as other interested parties.
- H. The FPDC will request that The Office of Federal Procurement Policy (OFPP) establish specific standards for agency controls on completeness of the data submitted into the FPDS.
- I. The FPDC will propose that OFPP redefine of the Government-wide reporting requirements and thresholds applicable to FPDS reporting. The intent is to issue easily understood policies that eliminate the current ambiguity, thereby resulting in consistent reporting by Federal agencies.
- J. The FPDC will propose to the redesign committee that a uniform methodology for assigning purchase office codes be developed and instituted for reporting to the FPDS.
- K. The FPDC will propose to the redesign committee that data

reported to FPDS not include rounded dollars. Rather, data would contain the actual amount of award to the nearest whole dollar. This would reduce, if not eliminate, errors in reporting the amount of award. This data could then be rounded to the level of accuracy desired for FPDC reports.