

FOREWARD

Public Law 93-400 requires that the Office of Management and Budget (OMB), Office of Federal Procurement Policy (OFPP), "...establish a system for collecting, developing, and disseminating the procurement data which takes into account the needs of the Congress, the executive branch, and the public sector. Under the guidance of OFPP, design of the Federal Procurement Data System (FPDS) was completed in early 1978 and data collection began October 1, 1978. The Federal Procurement Data Center (FPDC) was established to operate the system. The Center provides a central point to respond to the requirements of the legislative, executive, and judicial branches of the Government as well as the private sector.

The Federal Procurement Data Center produces reports which examine various aspects and impacts of the Federal acquisition process. The data can be used for geographical analysis, market analysis, and analysis of the impact of congressional and presidential initiatives in socio-economic areas such as small business. The data is also a reliable basis for measuring and assessing the impact of Federal acquisition policy and management improvement.

Basic acquisition data will be published each fiscal year in the Federal Procurement Report. Special reports to meet specific data requirements can be produced on demand. Data on each procurement action of fiscal year 2000 is available on CD-ROM.

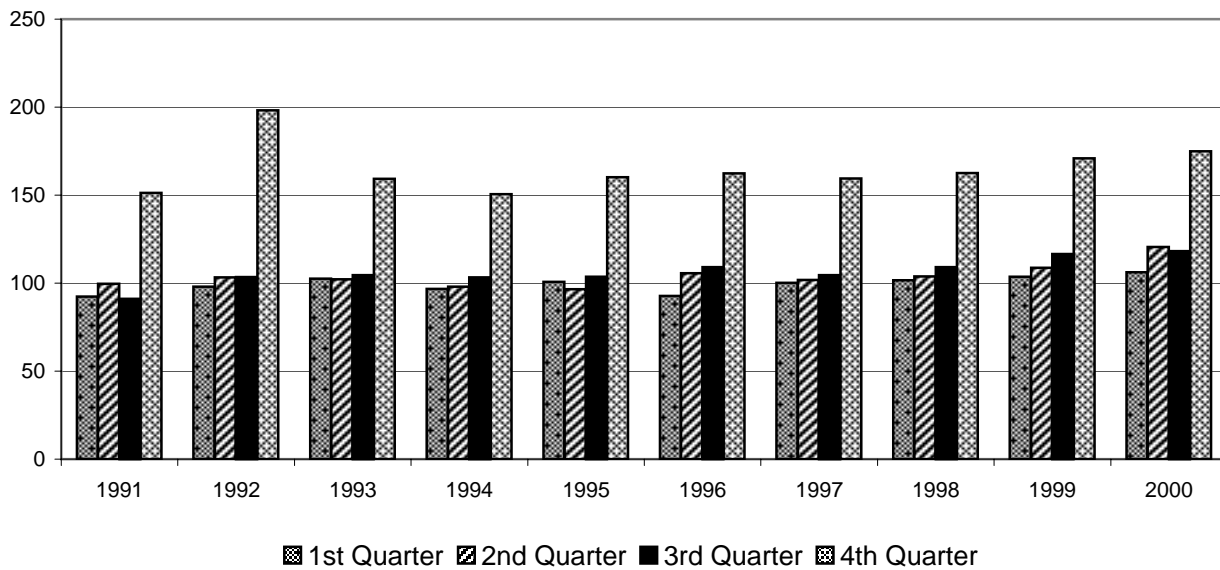
This report was prepared in the Federal Procurement Data Center by Grafton Biglow, Chief of the Customer Liaison Branch. Computer processing operations were performed by Pathina Musgrove.

Further information regarding the Federal Procurement Data System reports or capabilities can be obtained from the Federal Procurement Data Center, U.S. General Services Administration, 7th and D Streets, S.W., Room 5652, Washington, D.C. 20407 or by calling area code (202) 401-1529. The FPDS web site is located at www.fpds.gsa.gov

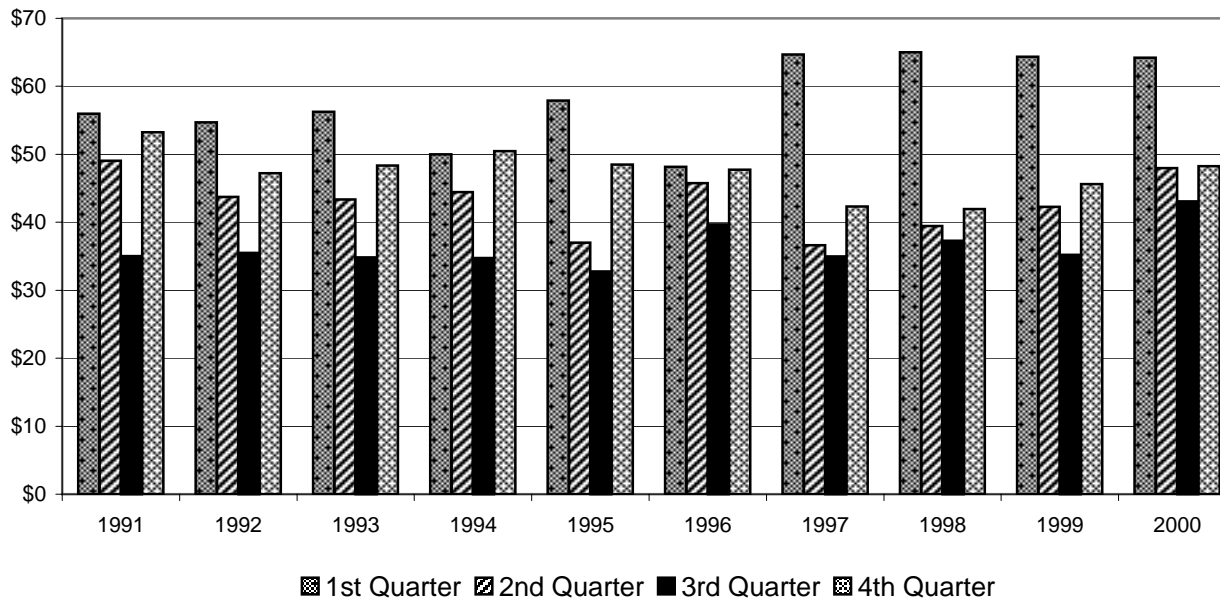
FEDERAL PROCUREMENT DATA SYSTEM
FEDERAL PROCUREMENT HISTORY BY QUARTER

Actions Reported Individually on SF279
 Fiscal Year 2000 Through Fourth Quarter

ACTIONS (Thousands)



DOLLARS (Billions)



HIGHLIGHTS

The FPDS Federal Procurement Report is published annually, and contains “snapshot” statistics on the procurement activities of over 60 agencies. The figures in this report are only as accurate, timely and complete as the data provided by the reporting agencies to the FPDC.

All dollars are in thousands except for the dollars in the Credit Card report and the per capita procurement displayed at the top of each State Snapshot. Due to rounding, dollars on the charts may not equal the TOTAL DOLLAR figure, and percentages may not total 100 percent.

The FPDS Federal Procurement Report is current as of the date of issuance and all order reports are obsolete, therefore, the FPDC will not maintain prior issuances for either distribution or for reference.

The “Commodity Futures Trading Commission” and “Commission on Civil Rights” did not report in fiscal year 2000 and are not displayed in this report. The “National Capital Planning Commission, U.S. Arms Control and Disarmament Agency, and U.S. Information Agency” have been abolished. A new agency, the “Broadcasting Board of Governors”, has been added to the report.

The Report on Annual Procurement Preference Goaling Achievements contains fiscal year 2000 dollars that were processed in April of 2001. The figures in the “Goaling” report may not match the figures in the agency snapshot reports due to various exclusions.

In addition to this report, the Federal Procurement Data Center produces the Competitor’s Edge which is a free booklet describing the products and services that are available from the Center. To obtain the Competitor’s Edge, call the FPDC at (202) 401-1529 or write:

Federal Procurement Data Center
7th and D Streets, S.W., Room 5652
Washington, D.C. 20407

FOR ADDITIONAL INFORMATION, SEE THE FPDS WEB SITE AT www.fpds.gsa.gov

FEDERAL PROCUREMENT DATA SYSTEM

TABLE OF CONTENTS

FOREWARDi

HIGHLIGHTSiii

SMALL BUSINESS OWNERSHIP REPORTvi

REPORT ON ANNUAL PROCUREMENT PREFERENCE GOALING ACHIEVEMENTSviii

SECTION 1 – TOTAL FEDERAL VIEW1

 A. Federal Contract Actions & Dollars.....2

 B. SF 279/SF 281 Comparisons4

 C. Contract Dollars by Executive Departments & Agencies.....5

 D. Procurements Performed Outside US by Continent.....6

 E. Federal Procurement by R&D.....7

 F. Federal Procurement by Other Services & Construction.....7

 G. Federal Procurement by Supplies & Equipment8

 H. Federal Procurement by SIC10

 I. SF 281/Government Purchase Card Comparison.....12

 J. Government Purchase Card Statistics.....13

 K. Federal Procurement Top 100 Contractors.....14

 L. Federal Procurement Top 10 Contractors by PSC.....16

SECTION II – GEOGRAPHIC VIEWS19

 A. Federal Procurement by State Summary.....20

 B. Federal Procurement by Top States for Last 5 Years21

 C. STATE SNAPSHOTS:

 1. Alabama22

 2. Alaska23

 3. Arizona24

 4. Arkansas25

 5. California26

 6. Colorado.....27

 7. Connecticut28

 8. Delaware29

 9. District of Columbia30

 10. Florida31

 11. Georgia32

 12. Hawaii33

 13. Idaho34

 14. Illinois35

 15. Indiana36

 16. Iowa37

 17. Kansas38

 18. Kentucky39

 19. Louisiana40

 20. Maine41

 21. Maryland42

 22. Massachusetts43

 23. Michigan44

 24. Minnesota.....45

 25. Mississippi.....46

 26. Missouri.....47

 27. Montana48

 28. Nebraska.....49

 29. Nevada.....50

 30. New Hampshire.....51

 31. New Jersey52

 32. New Mexico.....53

 33. New York.....54

 34. North Carolina55

 35. North Dakota56

 36. Ohio57

 37. Oklahoma58

 38. Oregon59

 39. Pennsylvania60

 40. Rhode Island61

 41. South Carolina.....62

 42. South Dakota63

 43. Tennessee64

 44. Texas65

 45. Utah66

 46. Vermont67

 47. Virginia.....68

FEDERALPROCUREMENT DATA SYSTEM

TABLE OF CONTENTS

48. Washington 69

49. West Virginia 70

50. Wisconsin 71

51. Wyoming 72

SECTION III – AGENCY VIEWS 73

 A. Total Federal Snapshot Report 74

 B. Agency Snapshot Reports

 1. Executive Office of the President 76

 2. Department of Agriculture 78

 3. Department of Commerce 80

 4. Department of Defense 82

 5. Department of Education 84

 6. Department of Energy 86

 7. Department of Health and Human Services 88

 8. Department of Housing and Urban Development 90

 9. Department of Interior 92

 10. Department of Justice 94

 11. Department of Labor 96

 12. Department of State 98

 13. Department of Transportation 100

 14. Department of the Treasury 102

 15. Department of Veterans Affairs 104

 16. Agency for International Development 106

 17. American Battle Monuments Commission 108

 18. Broadcasting Board of Governors 110

 19. Consumer Product Safety Commission 112

 20. Corporation for National and Community Service 114

 21. Defense Nuclear Facilities Safety Board 116

 22. Environmental Protection Agency 118

 23. Equal Employment Opportunity Commission 120

 24. Federal Communications Commission 122

 25. Federal Election Commission 124

 26. Federal Emergency Management Agency 126

 27. Federal Energy Regulatory Commission 128

 28. Federal Labor Relations Authority 130

 29. Federal Maritime Administration 132

 30. Federal Mediation and Conciliation Service 134

 31. Federal Mine Safety and Health Review Commission 136

 32. Federal Trade Commission 138

 33. General Services Administration 140

 34. International Trade Commission 142

 35. John F. Kennedy Center for the Performing Arts 144

 36. Merit Systems Protection Board 146

 37. National Aeronautics and Space Agency 148

 38. National Archives and Records Administration 150

 39. National Endowment for the Arts 152

 40. National Endowment for the Humanities 154

 41. National Gallery of Arts 156

 42. National Labor Relations Board 158

 43. National Mediation Board 160

 44. National Science Foundation 162

 45. National Transportation Safety Board 164

 46. Nuclear Regulatory Commission 166

 47. Occupational Safety and Health Review Commission 168

 48. Office of Personnel Management 170

 49. Peace Corps 172

 50. Railroad Retirement Board 174

 51. Securities and Exchange Commission 176

 52. Selective Service System 178

 53. Small Business Administration 180

 54. Smithsonian Institution 182

 55. Social Security Administration 184

 56. Tennessee Valley Authority 186

 57. United States Holocaust Memorial Museum 188

 58. United States Soldiers and Airmens Home 190

 59. United States Trade and Development Agency 192

FEDERAL PROCUREMENT DATA SYSTEM
SMALL BUSINESS OWNERSHIP REPORT
 Number of New Businesses by Ethnic Group
 Actions Reported Individually on SF279 - Fiscal Year 2000 Through Fourth Quarter

| | Women-Owned Small Business Firms | Women-Owned Small Disadvantaged Business Firms | Other Small Disadvantaged Business Firms |
|------------------------|---|--|---|
| TOTAL DEFENSE | 1,832 | 532 | 1,672 |
| Asian-Indian American | 14 | 14 | 50 |
| Asian-Pacific American | 35 | 35 | 179 |
| Black American | 51 | 51 | 414 |
| Hispanic American | 95 | 95 | 286 |
| Native American | 51 | 51 | 151 |
| Other SDB | 76 | 76 | 109 |
| No Representation | 196 | 196 | 436 |
| Other | 1,314 | 14 | 47 |

FEDERAL PROCUREMENT DATA SYSTEM
SMALL BUSINESS OWNERSHIP REPORT
Number of New Businesses by Type of Contractor
Actions Reported Individually on SF279 - Fiscal Year 2000 Through Fourth Quarter

| | Women-Owned Small Business Firms | Women-Owned Small Disadvantaged Business Firms | Other Small Disadvantaged Business Firms |
|--|---|--|---|
| TOTAL FEDERAL | 4,128 | 1,206 | 3,815 |
| EXECUTIVE OFFICE OF THE PRESIDENT | 1 | 1 | 10 |
| DEPARTMENT OF AGRICULTURE | 240 | 109 | 406 |
| DEPARTMENT OF COMMERCE | 87 | 37 | 46 |
| DEPARTMENT OF DEFENSE | 1,832 | 532 | 1,672 |
| DEPARTMENT OF EDUCATION | 14 | 1 | 0 |
| DEPARTMENT OF ENERGY | 47 | 18 | 50 |
| DEPARTMENT OF HEALTH AND HUMAN SERVICES | 142 | 21 | 147 |
| DEPARTMENT OF HOUSING AND URBAN DEVELOPMENT | 59 | 15 | 40 |
| DEPARTMENT OF INTERIOR | 269 | 85 | 298 |
| DEPARTMENT OF JUSTICE | 222 | 111 | 113 |
| DEPARTMENT OF LABOR | 39 | 12 | 18 |
| DEPARTMENT OF STATE | 30 | 8 | 88 |
| DEPARTMENT OF TRANSPORTATION | 112 | 24 | 96 |
| DEPARTMENT OF THE TREASURY | 63 | 14 | 97 |
| DEPARTMENT OF VETERANS AFFAIRS | 273 | 66 | 202 |
| CONSUMER PRODUCT SAFETY COMMISSION | 5 | 3 | 0 |
| CORPORATION FOR NATIONAL AND COMMUNITY SERVICE | 2 | 0 | 1 |
| DEFENSE NUCLEAR FACILITIES SAFETY BOARD | 1 | 0 | 0 |
| ENVIRONMENTAL PROTECTION AGENCY | 13 | 8 | 40 |
| EQUAL EMPLOYMENT OPPORTUNITY COMMISSION | 1 | 0 | 2 |
| FEDERAL COMMUNICATIONS COMMISSION | 9 | 0 | 4 |
| FEDERAL EMERGENCY MANAGEMENT AGENCY | 5 | 0 | 15 |
| FEDERAL TRADE COMMISSION | 1 | 0 | 0 |
| GENERAL SERVICES ADMINISTRATION | 310 | 39 | 306 |
| NATIONAL AERONAUTICS AND SPACE ADMINISTRATION | 96 | 26 | 101 |
| NATIONAL GALLERY OF ART | 1 | 0 | 0 |
| NATIONAL LABOR RELATIONS BOARD | 4 | 0 | 0 |
| NUCLEAR REGULATORY COMMISSION | 1 | 0 | 5 |
| OFFICE OF PERSONNEL MANAGEMENT | 66 | 27 | 5 |
| PEACE CORPS | 1 | 0 | 1 |
| RAILROAD RETIREMENT BOARD | 1 | 1 | 0 |
| SECURITIES AND EXCHANGE COMMISSION | 1 | 0 | 4 |
| SMALL BUSINESS ADMINISTRATION | 5 | 2 | 3 |
| SMITHSONIAN INSTITUTION | 9 | 1 | 4 |
| SOCIAL SECURITY ADMINISTRATION | 86 | 36 | 22 |
| TENNESSEE VALLEY AUTHORITY | 78 | 9 | 18 |
| UNITED STATES SOLDIERS AND AIRMENS HOME | 2 | 0 | 1 |

FEDERAL PROCUREMENT DATA SYSTEM
REPORT ON ANNUAL PROCUREMENT PREFERENCE GOALING ACHIEVEMENTS
 Actions Reported on SF279 and SF281 By Agency
 Fiscal Year 2000 Through Fourth Quarter

| | SB Actions | SB (\$000) | SB (%) | SDB Actions | SDB (\$000) | SDB (%) | VSB Actions | VBS (\$000) | VBS (%) |
|---|------------------|-------------------|--------------|----------------|------------------|-------------|----------------|----------------|-------------|
| TOTAL FEDERAL | 4,943,770 | 44,718,714 | 22.26 | 227,768 | 7,251,948 | 3.61 | 456 | 8,958 | 0.00 |
| Executive Off of the President | 2,372 | 20,007 | 54.89 | 94 | 8,297 | 22.76 | 0 | 0 | 0.00 |
| Department of Agriculture | 130,148 | 1,435,009 | 38.58 | 24,144 | 175,879 | 4.73 | 17 | 225 | 0.01 |
| Department of Commerce | 27,697 | 638,057 | 33.61 | 1,544 | 183,114 | 9.65 | 0 | 0 | 0.00 |
| Department of Defense | 2,225,019 | 27,029,062 | 21.41 | 83,295 | 3,680,997 | 2.92 | 108 | 1,442 | 0.00 |
| Department of Education | 3,871 | 125,927 | 13.86 | 58 | 7,321 | 0.81 | 0 | 0 | 0.00 |
| Department of Energy | 8,824 | 500,254 | 2.96 | 565 | 59,452 | 0.35 | 57 | 1,383 | 0.01 |
| Dept of Health & Human Services | 155,170 | 1,129,116 | 26.02 | 16,524 | 315,564 | 7.27 | 0 | 0 | 0.00 |
| Dept of Housing & Urban Development | 4,492 | 427,424 | 40.66 | 329 | 73,412 | 6.98 | 0 | 0 | 0.00 |
| Department of the Interior | 41,671 | 871,686 | 61.13 | 2,162 | 122,848 | 8.61 | 36 | 506 | 0.04 |
| Department of Justice | 303,919 | 1,192,246 | 32.75 | 4,696 | 169,483 | 4.66 | 3 | 91 | 0.00 |
| Department of Labor | 6,964 | 347,700 | 26.05 | 413 | 49,432 | 3.70 | 0 | 0 | 0.00 |
| Department of State | 11,569 | 420,908 | 42.45 | 1,703 | 77,589 | 7.82 | 145 | 3,909 | 0.39 |
| Department of Transportation | 31,495 | 1,010,013 | 53.45 | 886 | 92,817 | 4.91 | 3 | 55 | 0.00 |
| Department Of The Treasury | 22,436 | 614,301 | 32.14 | 1,328 | 135,783 | 7.10 | 2 | 46 | 0.00 |
| Department of Veterans Affairs | 1,364,970 | 1,594,865 | 30.34 | 53,823 | 241,425 | 4.59 | 13 | 371 | 0.01 |
| Agency for International Development | 707 | 66,666 | 18.54 | 310 | 52,858 | 14.70 | 0 | 0 | 0.00 |
| American Battle Monuments Comm | 2 | 49 | 16.17 | 1 | 47 | 15.51 | 0 | 0 | 0.00 |
| Broadcasting Board of Governors | 6,374 | 28,028 | 52.96 | 869 | 1,732 | 3.27 | 0 | 0 | 0.00 |
| Consumer Product Safety Comm | 619 | 2,997 | 45.48 | 80 | 709 | 10.76 | 1 | 33 | 0.50 |
| Corp for National & Community Service | 542 | 4,258 | 22.06 | 6 | 225 | 1.17 | 0 | 0 | 0.00 |
| Defense Nuclear Facilities Safety Board | 5 | 76 | 49.67 | 0 | 0 | 0.00 | 0 | 0 | 0.00 |
| Environmental Protection Agency | 8,575 | 277,681 | 25.56 | 475 | 23,733 | 2.18 | 0 | 0 | 0.00 |
| Equal Employment Opportunity Comm | 3,916 | 7,594 | 18.33 | 68 | 1,323 | 3.19 | 0 | 0 | 0.00 |
| Fed Communications Commission | 628 | 6,074 | 60.52 | 36 | 1,178 | 11.74 | 0 | 0 | 0.00 |
| Fed Election Commission | 559 | 1,838 | 49.68 | 3 | 23 | 0.62 | 0 | 0 | 0.00 |
| Fed Emergency Management Agency | 884 | 69,253 | 28.68 | 305 | 25,332 | 10.49 | 0 | 0 | 0.00 |
| Fed Energy Regulatory Comm | 108 | 16,439 | 61.03 | 26 | 13,858 | 51.45 | 0 | 0 | 0.00 |
| Fed Labor Relations Authority | 58 | 131 | 88.51 | 21 | 9 | 6.08 | 0 | 0 | 0.00 |
| Fed Maritime Commission | 26 | 157 | 21.78 | 5 | 27 | 3.74 | 0 | 0 | 0.00 |
| Fed Mediation & Conciliation Service | 332 | 827 | 40.64 | 0 | 0 | 0.00 | 0 | 0 | 0.00 |
| Fed Mine Safety & Health Review Comm | 54 | 138 | 43.81 | 0 | 0 | 0.00 | 0 | 0 | 0.00 |
| Fed Trade Commission | 363 | 8,915 | 68.45 | 11 | 443 | 3.40 | 0 | 0 | 0.00 |
| General Services Administration | 372,503 | 4,386,284 | 40.03 | 19,219 | 1,238,146 | 11.30 | 21 | 478 | 0.00 |
| International Trade Commission | 154 | 2,165 | 52.14 | 12 | 659 | 15.87 | 0 | 0 | 0.00 |
| Kennedy Ctr for the Performing Arts | 241 | 8,103 | 72.52 | 27 | 4,613 | 41.28 | 0 | 0 | 0.00 |
| Merit Systems Protection Board | 259 | 560 | 33.04 | 0 | 0 | 0.00 | 0 | 0 | 0.00 |
| Natl Aeronautics & Space Admin | 23,202 | 1,485,504 | 13.54 | 1,269 | 382,035 | 3.48 | 0 | 0 | 0.00 |
| Natl Archives & Records Administration | 395 | 11,959 | 30.50 | 36 | 2,065 | 5.27 | 0 | 0 | 0.00 |
| National Endowment For The Arts | 105 | 610 | 58.10 | 16 | 38 | 3.62 | 0 | 0 | 0.00 |
| Natl Endowment For The Humanities | 1,241 | 918 | 83.61 | 118 | 55 | 5.01 | 0 | 0 | 0.00 |
| National Gallery of Art | 3,049 | 8,143 | 68.83 | 753 | 896 | 7.57 | 0 | 0 | 0.00 |
| National Labor Relations Board | 543 | 6,265 | 73.84 | 14 | 3,609 | 42.53 | 0 | 0 | 0.00 |
| National Mediation Board | 234 | 1,811 | 92.21 | 0 | 0 | 0.00 | 0 | 0 | 0.00 |
| National Science Foundation | 630 | 16,401 | 27.48 | 66 | 5,287 | 8.86 | 0 | 0 | 0.00 |
| National Transportation Safety Board | 172 | 982 | 61.03 | 1 | 1 | 0.06 | 0 | 0 | 0.00 |
| Nuclear Regulatory Commission | 601 | 25,312 | 37.58 | 56 | 2,962 | 4.40 | 2 | 33 | 0.05 |
| Occupational Safety & Hlth Rev Comm | 74 | 271 | 50.84 | 2 | 8 | 1.50 | 0 | 0 | 0.00 |
| Office of Personnel Management | 3,691 | 150,881 | 73.73 | 188 | 2,691 | 1.31 | 0 | 0 | 0.00 |
| Peace Corps | 364 | 4,171 | 30.76 | 10 | 295 | 2.18 | 0 | 0 | 0.00 |
| Railroad Retirement Board | 874 | 2,767 | 32.02 | 1 | 402 | 4.65 | 0 | 0 | 0.00 |
| Securities & Exchange Commission | 1,505 | 17,155 | 40.26 | 14 | 1,193 | 2.80 | 1 | 47 | 0.11 |
| Selective Service System | 121 | 551 | 32.37 | 10 | 51 | 3.00 | 0 | 0 | 0.00 |
| Small Business Administration | 766 | 26,786 | 62.69 | 162 | 14,481 | 33.89 | 0 | 0 | 0.00 |
| Smithsonian Institution | 2,838 | 35,927 | 41.12 | 1,313 | 4,865 | 5.57 | 0 | 0 | 0.00 |
| Social Security Administration | 99,557 | 217,345 | 38.66 | 10,322 | 34,281 | 6.10 | 45 | 289 | 0.05 |
| Tennessee Valley Authority | 65,813 | 454,021 | 10.31 | 341 | 37,160 | 0.84 | 0 | 0 | 0.00 |
| U.S. Holocaust Memorial Museum | 17 | 557 | 48.86 | 3 | 44 | 3.86 | 0 | 0 | 0.00 |
| U.S. Soldiers & Airmens Home | 224 | 1,340 | 45.53 | 22 | 294 | 9.99 | 0 | 0 | 0.00 |
| U.S. Trade & Development Agency | 228 | 4,229 | 86.64 | 13 | 907 | 18.58 | 2 | 50 | 1.02 |

FEDERAL PROCUREMENT DATA SYSTEM
REPORT ON ANNUAL PROCUREMENT PREFERENCE GOALING ACHIEVEMENTS
 Actions Reported on SF279 and SF281 By Agency
 Fiscal Year 2000 Through Fourth Quarter

| | HZ Actions | HZ (\$000) | HZ (%) | WOB Actions | WOB (\$000) | WOB (%) | 8A Actions | 8A (\$000) | 8A (%) |
|-------------------------------------|---------------|----------------|-------------|----------------|------------------|-------------|---------------|------------------|-------------|
| TOTAL FEDERAL | 3,508 | 663,280 | 0.33 | 403,747 | 4,572,563 | 2.28 | 64,387 | 5,777,552 | 2.88 |
| Executive Off of the President | 0 | 0 | 0.00 | 187 | 3,290 | 9.03 | 21 | 6,269 | 17.20 |
| Dept of Agriculture | 178 | 47,301 | 1.27 | 7,699 | 101,775 | 2.74 | 1,599 | 166,044 | 4.46 |
| Dept of Commerce | 0 | 0 | 0.00 | 2,821 | 119,227 | 6.28 | 616 | 66,088 | 3.48 |
| Dept of Defense | 2,347 | 512,811 | 0.41 | 132,841 | 2,524,747 | 2.00 | 39,311 | 3,334,241 | 2.64 |
| Dept of Education | 1 | 75 | 0.01 | 214 | 10,204 | 1.12 | 203 | 44,783 | 4.93 |
| Dept of Energy | 35 | 13,675 | 0.08 | 581 | 41,770 | 0.25 | 919 | 126,943 | 0.75 |
| Dept of HHS | 69 | 6,130 | 0.14 | 16,995 | 169,938 | 3.92 | 925 | 144,934 | 3.34 |
| Dept of HUD | 0 | 0 | 0.00 | 452 | 110,883 | 10.55 | 114 | 24,393 | 2.32 |
| Dept of the Interior | 177 | 12,648 | 0.89 | 2,096 | 62,147 | 4.36 | 1,249 | 120,169 | 8.43 |
| Dept of Justice | 63 | 2,611 | 0.07 | 8,869 | 112,602 | 3.09 | 902 | 111,967 | 3.08 |
| Dept of Labor | 3 | 231 | 0.02 | 447 | 55,102 | 4.13 | 218 | 68,370 | 5.12 |
| Dept of State | 3 | 648 | 0.07 | 2,559 | 36,875 | 3.72 | 510 | 143,430 | 14.46 |
| Dept of Transportation | 163 | 13,485 | 0.71 | 1,419 | 84,078 | 4.45 | 1,718 | 241,964 | 12.80 |
| Dept Of The Treasury | 20 | 691 | 0.04 | 2,229 | 111,189 | 5.82 | 408 | 74,248 | 3.88 |
| Dept of Veterans Affairs | 288 | 34,134 | 0.65 | 154,838 | 223,795 | 4.26 | 6,593 | 214,437 | 4.08 |
| Agency for Intl Dev | 1 | 5 | 0.00 | 112 | 23,425 | 6.52 | 17 | 2,047 | 0.57 |
| American Battle Monuments Comm | 0 | 0 | 0.00 | 0 | 0 | 0.00 | 0 | 0 | 0.00 |
| Broadcasting Board of Governors | 0 | 0 | 0.00 | 257 | 1,936 | 3.66 | 23 | 2,147 | 4.06 |
| Consumer Product Safety Comm | 0 | 0 | 0.00 | 296 | 1,071 | 16.25 | 27 | 730 | 11.08 |
| Corp For Natl & Community Serv | 0 | 0 | 0.00 | 15 | 455 | 2.36 | 10 | 807 | 4.18 |
| Def Nuclear Facilities Safety Board | 0 | 0 | 0.00 | 2 | 31 | 20.26 | 0 | 0 | 0.00 |
| Environmental Protection Agency | 1 | 142 | 0.01 | 856 | 35,930 | 3.31 | 795 | 68,208 | 6.28 |
| Equal Employment Opportunity | 0 | 0 | 0.00 | 525 | 883 | 2.13 | 5 | 524 | 1.26 |
| Fed Communications Comm | 0 | 0 | 0.00 | 21 | 366 | 3.65 | 3 | -37 | -0.37 |
| Fed Election Comm | 0 | 0 | 0.00 | 88 | 230 | 6.22 | 0 | 0 | 0.00 |
| Fed Emergency Mgt Agency | 0 | 0 | 0.00 | 144 | 13,795 | 5.71 | 30 | 1,409 | 0.58 |
| Fed Energy Regulatory Comm | 0 | 0 | 0.00 | 14 | 952 | 3.53 | 0 | 0 | 0.00 |
| Fed Labor Relations Authority | 0 | 0 | 0.00 | 0 | 0 | 0.00 | 0 | 0 | 0.00 |
| Fed Maritime Comm | 0 | 0 | 0.00 | 0 | 0 | 0.00 | 0 | 0 | 0.00 |
| Fed Mediation & Conciliation Serv | 0 | 0 | 0.00 | 0 | 0 | 0.00 | 0 | 0 | 0.00 |
| Fed Mine Safety & Health Rev | 0 | 0 | 0.00 | 41 | 106 | 33.65 | 0 | 0 | 0.00 |
| Fed Trade Comm | 0 | 0 | 0.00 | 35 | 743 | 5.70 | 3 | 680 | 5.22 |
| General Servs Admin | 125 | 14,490 | 0.13 | 45,656 | 401,117 | 3.66 | 4,579 | 407,581 | 3.72 |
| InterNatl Trade Comm | 0 | 0 | 0.00 | 13 | 67 | 1.61 | 3 | 508 | 12.24 |
| Kennedy Ctr for the Perf Arts | 1 | 430 | 3.85 | 3 | 1,377 | 12.32 | 6 | 1,548 | 13.85 |
| Merit Systems Protection Board | 0 | 0 | 0.00 | 89 | 46 | 2.71 | 44 | 23 | 1.36 |
| Natl Aeronautics & Space Admin | 22 | 3,388 | 0.03 | 1,394 | 226,912 | 2.07 | 2,365 | 334,263 | 3.05 |
| Natl Archives & Records Admin | 2 | 179 | 0.46 | 21 | 1,980 | 5.05 | 3 | 77 | 0.20 |
| Natl Endowment For The Arts | 0 | 0 | 0.00 | 7 | 59 | 5.62 | 1 | 200 | 19.05 |
| Natl Endowment For The Humanities | 0 | 0 | 0.00 | 483 | 250 | 22.77 | 0 | 0 | 0.00 |
| Natl Gallery of Art | 0 | 0 | 0.00 | 1 | 124 | 1.05 | 0 | 0 | 0.00 |
| Natl Labor Relations Board | 0 | 0 | 0.00 | 32 | 685 | 8.07 | 49 | 73 | 0.86 |
| Natl Mediation Board | 0 | 0 | 0.00 | 8 | 18 | 0.92 | 0 | 0 | 0.00 |
| Natl Science Foundation | 0 | 0 | 0.00 | 147 | 5,924 | 9.93 | 3 | 37 | 0.06 |
| Natl Transportation Safety Board | 0 | 0 | 0.00 | 0 | 0 | 0.00 | 0 | 0 | 0.00 |
| Nuclear Regulatory Comm | 0 | 0 | 0.00 | 109 | 8,938 | 13.27 | 45 | 7,859 | 11.67 |
| Occupational Safety & Health Rev | 0 | 0 | 0.00 | 1 | 5 | 0.94 | 1 | 24 | 4.50 |
| Off of Personnel Mgt | 0 | 0 | 0.00 | 731 | 10,302 | 5.03 | 218 | 5,727 | 2.80 |
| Peace Corps | 0 | 0 | 0.00 | 41 | 373 | 2.75 | 4 | 1,113 | 8.21 |
| Railroad Retirement Board | 0 | 0 | 0.00 | 1 | 402 | 4.65 | 0 | 0 | 0.00 |
| Securities & Exchange Comm | 0 | 0 | 0.00 | 11 | 444 | 1.04 | 0 | 0 | 0.00 |
| Selective Serv System | 0 | 0 | 0.00 | 34 | 206 | 12.10 | 8 | 35 | 2.06 |
| Small Business Admin | 0 | 0 | 0.00 | 144 | 3,265 | 7.64 | 83 | 5,395 | 12.63 |
| Smithsonian Institution | 2 | 3 | 0.00 | 1,747 | 6,307 | 7.22 | 102 | 4,741 | 5.43 |
| Social Security Admin | 7 | 203 | 0.04 | 9,804 | 24,690 | 4.39 | 191 | 42,379 | 7.54 |
| Tennessee Valley Authority | 0 | 0 | 0.00 | 6,562 | 31,338 | 0.71 | 454 | 1,124 | 0.03 |
| U.S. Holocaust Memorial Museum | 0 | 0 | 0.00 | 11 | 62 | 5.44 | 9 | 50 | 4.39 |
| U.S. Soldiers & Airmens Home | 0 | 0 | 0.00 | 33 | 69 | 2.34 | 0 | 0 | 0.00 |
| U.S. Trade & Dev Agency | 0 | 0 | 0.00 | 11 | 58 | 1.19 | 0 | 0 | 0.00 |

FEDERAL PROCUREMENT DATA SYSTEM
REPORT ON ANNUAL PROCUREMENT PREFERENCE GOALING ACHIEVEMENTS
 Actions Reported on SF279 and SF281 By Agency
 Fiscal Year 2000 Through Fourth Quarter

| | ALL Actions | ALL (\$000) |
|--|------------------|--------------------|
| TOTAL FEDERAL | 9,737,352 | 200,926,518 |
| Executive Office of the President | 5,033 | 36,450 |
| Department of Agriculture | 203,650 | 3,719,372 |
| Department of Commerce | 49,601 | 1,898,443 |
| Department of Defense | 5,353,906 | 126,230,152 |
| Department of Education | 7,986 | 908,654 |
| Department of Energy | 14,939 | 16,906,093 |
| Department of Health and Human Services | 219,473 | 4,340,224 |
| Department of Housing and Urban Development | 7,717 | 1,051,181 |
| Department of the Interior | 82,893 | 1,426,045 |
| Department of Justice | 438,807 | 3,640,381 |
| Department of Labor | 13,253 | 1,334,945 |
| Department of State | 227,456 | 991,579 |
| Department of Transportation | 46,801 | 1,889,715 |
| Department of the Treasury | 40,060 | 1,911,317 |
| Department of Veterans Affairs | 2,010,862 | 5,257,392 |
| Agency for International Development | 4,224 | 359,492 |
| American Battle Monuments Commission | 1,991 | 303 |
| Broadcasting Board of Governors | 7,188 | 52,924 |
| Consumer Product Safety Commission | 1,683 | 6,589 |
| Corporation For National And Community Service | 1,381 | 19,303 |
| Defense Nuclear Facilities Safety Board | 11 | 153 |
| Environmental Protection Agency | 16,901 | 1,086,278 |
| Equal Employment Opportunity Commission | 5,405 | 41,434 |
| Federal Communications Commission | 1,012 | 10,037 |
| Federal Election Commission | 1,084 | 3,700 |
| Federal Emergency Management Agency | 2,124 | 241,482 |
| Federal Energy Regulatory Commission | 215 | 26,937 |
| Federal Labor Relations Authority | 65 | 148 |
| Federal Maritime Commission | 73 | 721 |
| Federal Mediation and Conciliation Service | 332 | 2,035 |
| Federal Mine Safety and Health Review Commission | 171 | 315 |
| Federal Trade Commission | 910 | 13,025 |
| General Services Administration | 557,261 | 10,958,286 |
| International Trade Commission | 334 | 4,152 |
| J. F. Kennedy Center for the Performing Arts | 268 | 11,174 |
| Merit Systems Protection Board | 588 | 1,695 |
| National Aeronautics and Space Administration | 34,465 | 10,973,412 |
| National Archives and Records Administration | 2,848 | 39,213 |
| National Endowment For The Arts | 127 | 1,050 |
| National Endowment For The Humanities | 1,262 | 1,098 |
| National Gallery of Art | 3,064 | 11,831 |
| National Labor Relations Board | 1,073 | 8,485 |
| National Mediation Board | 300 | 1,964 |
| National Science Foundation | 1,041 | 59,675 |
| National Transportation Safety Board | 255 | 1,609 |
| Nuclear Regulatory Commission | 1,180 | 67,356 |
| Occupational Safety and Health Review Commission | 167 | 533 |
| Office of Personnel Management | 7,695 | 204,653 |
| Peace Corps | 9,084 | 13,561 |
| Railroad Retirement Board | 1,367 | 8,641 |
| Securities and Exchange Commission | 1,780 | 42,608 |
| Selective Service System | 283 | 1,702 |
| Small Business Administration | 1,322 | 42,728 |
| Smithsonian Institution | 23,604 | 87,379 |
| Social Security Administration | 216,486 | 562,150 |
| Tennessee Valley Authority | 103,594 | 4,405,780 |
| United States Holocaust Memorial Museum | 21 | 1,140 |
| United States Soldiers and Airmens Home | 418 | 2,943 |
| United States Trade and Development Agency | 258 | 4,881 |

**FEDERAL PROCUREMENT DATA SYSTEM
REPORT ON ANNUAL PROCUREMENT PREFERENCE GOALING ACHIEVEMENTS**

**Report on Method of Awards - Small Business Concerns
Actions Reported on SF279 - Fiscal Year 2000 Through Fourth Quarter**

| | NONCOMPETITIVE | | RESTRICTED COMP | | UNRESTRICTED COMP | |
|--|-------------------|------------------|-------------------|------------------|-------------------|-------------------|
| | Number of Actions | Dollars (000) | Number of Actions | Dollars (000) | Number of Actions | Dollars (000) |
| TOTAL FEDERAL | 44,981 | 7,668,938 | 52,722 | 8,718,756 | 111,730 | 17,899,017 |
| Executive Office of the President | 30 | 8,821 | 12 | 1,217 | 54 | 5,847 |
| Department of Agriculture | 1,444 | 197,731 | 2,089 | 183,560 | 3,824 | 776,725 |
| Department of Commerce | 1,203 | 96,859 | 283 | 34,614 | 1,007 | 169,327 |
| Department of Defense | 23,624 | 4,624,951 | 33,733 | 6,389,371 | 56,323 | 10,558,151 |
| Department of Education | 62 | 16,387 | 13 | -295 | 191 | 56,336 |
| Department of Energy | 863 | 171,069 | 443 | 126,669 | 735 | 122,871 |
| Department of Health and Human Services | 1,214 | 230,523 | 602 | 86,058 | 1,190 | 291,294 |
| Department of Housing and Urban Development | 137 | 19,908 | 703 | 121,573 | 330 | 236,254 |
| Department of the Interior | 1,783 | 148,814 | 3,368 | 230,296 | 2,604 | 291,277 |
| Department of Justice | 1,516 | 152,814 | 849 | 73,761 | 10,124 | 550,921 |
| Department of Labor | 336 | 87,232 | 522 | 125,029 | 488 | 114,589 |
| Department of State | 46 | 5,190 | 19 | 11,199 | 462 | 97,000 |
| Department of Transportation | 1,604 | 177,576 | 1,056 | 83,280 | 5,546 | 526,715 |
| Department of the Treasury | 777 | 103,729 | 228 | 23,337 | 1,289 | 205,600 |
| Department of Veterans Affairs | 3,060 | 283,100 | 1,056 | 130,077 | 3,652 | 515,037 |
| Agency for International Development | 10 | 5,612 | 34 | 911 | 136 | 23,008 |
| American Battle Monuments Commission | 0 | 0 | 0 | 0 | 1 | 47 |
| Broadcasting Board of Governors | 39 | 5,219 | 9 | 329 | 116 | 11,193 |
| Commission on Civil Rights | 0 | 0 | 0 | 0 | 0 | 0 |
| Commodity Futures Trading Commission | 0 | 0 | 0 | 0 | 0 | 0 |
| Consumer Product Safety Commission | 28 | 921 | 0 | 0 | 11 | 579 |
| Corporation For National And Community Service | 5 | 466 | 6 | 397 | 10 | 999 |
| Defense Nuclear Facilities Safety Board | 1 | 25 | 0 | 0 | 0 | 0 |
| Environmental Protection Agency | 188 | 20,788 | 633 | 77,010 | 515 | 79,603 |
| Equal Employment Opportunity Commission | 19 | 828 | 0 | 0 | 23 | 2,296 |
| Federal Communications Commission | 64 | 1,311 | 0 | 0 | 54 | 2,247 |
| Federal Election Commission | 0 | 0 | 0 | 0 | 9 | 346 |
| Federal Emergency Management Agency | 163 | 14,444 | 65 | 12,473 | 219 | 36,111 |
| Federal Energy Regulatory Commission | 15 | 663 | 3 | 1,992 | 30 | 13,317 |
| Federal Labor Relations Authority | 0 | 0 | 0 | 0 | 0 | 0 |
| Federal Maritime Commission | 0 | 0 | 0 | 0 | 1 | 60 |
| Federal Mediation and Conciliation Service | 0 | 0 | 0 | 0 | 0 | 0 |
| Federal Mine Safety and Health Review Commission | 0 | 0 | 0 | 0 | 0 | 0 |
| Federal Trade Commission | 20 | 1,676 | 3 | 59 | 54 | 5,165 |
| General Services Administration | 3,902 | 869,724 | 1,836 | 194,962 | 18,731 | 2,563,684 |
| International Trade Commission | 6 | 663 | 2 | 48 | 10 | 1,014 |
| J. F. Kennedy Center for the Performing Arts | 17 | 4,564 | 3 | 82 | 30 | 2,257 |
| Merit Systems Protection Board | 0 | 0 | 0 | 0 | 0 | 0 |
| National Aeronautics and Space Administration | 1,896 | 296,387 | 2,099 | 602,567 | 1,529 | 247,922 |
| National Archives and Records Administration | 12 | 1,504 | 17 | 2,185 | 43 | 5,951 |
| National Capital Planning Commission | 0 | 0 | 0 | 0 | 0 | 0 |
| National Endowment For The Arts | 1 | 200 | 0 | 0 | 0 | 0 |
| National Endowment For The Humanities | 0 | 0 | 1 | 39 | 1 | 29 |
| National Gallery of Art | 2 | 111 | 0 | 0 | 25 | 2,635 |
| National Labor Relations Board | 0 | 0 | 20 | 4,622 | 2 | 113 |
| National Mediation Board | 0 | 0 | 0 | 0 | 197 | 1,689 |
| National Science Foundation | 10 | 1,411 | 42 | 5,624 | 87 | 7,080 |
| National Transportation Safety Board | 0 | 0 | 0 | 0 | 0 | 0 |
| Nuclear Regulatory Commission | 50 | 2,052 | 50 | 1,844 | 168 | 12,786 |
| Occupational Safety and Health Review Commission | 0 | 0 | 0 | 0 | 0 | 0 |
| Office of Personnel Management | 2 | 145 | 1,224 | 110,927 | 139 | 26,228 |
| Peace Corps | 3 | 570 | 0 | 0 | 20 | 1,258 |
| Railroad Retirement Board | 1 | 63 | 0 | 0 | 12 | 1,757 |
| Securities and Exchange Commission | 17 | 1,220 | 2 | 197 | 31 | 5,388 |
| Selective Service System | 1 | 35 | 0 | 0 | 0 | 0 |
| Small Business Administration | 69 | 6,881 | 3 | 206 | 50 | 14,173 |
| Smithsonian Institution | 146 | 13,539 | 11 | 333 | 150 | 11,109 |
| Social Security Administration | 134 | 15,828 | 1,501 | 40,638 | 478 | 59,474 |
| Tennessee Valley Authority | 437 | 76,235 | 173 | 41,334 | 994 | 239,291 |
| United States Holocaust Memorial Museum | 15 | 182 | 0 | 0 | 2 | 375 |
| United States Soldiers and Airmens Home | 3 | 85 | 4 | 55 | 20 | 803 |
| United States Trade and Development Agency | 6 | 882 | 5 | 176 | 13 | 1,086 |

**FEDERAL PROCUREMENT DATA SYSTEM
REPORT ON ANNUAL PROCUREMENT PREFERENCE GOALING ACHIEVEMENTS**

Report on Method of Awards - Small Disadvantaged Business Concerns
Actions Reported on SF279 - Fiscal Year 2000 Through Fourth Quarter

| | NONCOMPETITIVE | | RESTRICTED COMP | | UNRESTRICTED COMP | |
|--|-------------------|------------------|-------------------|------------------|-------------------|------------------|
| | Number of Actions | Dollars (000) | Number of Actions | Dollars (000) | Number of Actions | Dollars (000) |
| TOTAL FEDERAL | 25,110 | 4,719,950 | 21,756 | 4,345,372 | 17,218 | 3,135,022 |
| Executive Office of the President | 28 | 8,744 | 6 | 1,583 | 31 | 3,671 |
| Department of Agriculture | 1,020 | 133,459 | 850 | 97,195 | 518 | 61,351 |
| Department of Commerce | 812 | 65,905 | 180 | 54,282 | 263 | 41,589 |
| Department of Defense | 13,080 | 2,403,058 | 13,726 | 2,668,931 | 9,185 | 1,751,386 |
| Department of Education | 29 | 3,902 | 177 | 39,243 | 19 | 8,773 |
| Department of Energy | 636 | 84,827 | 424 | 85,657 | 166 | 13,424 |
| Department of Health and Human Services | 802 | 178,136 | 247 | 78,568 | 244 | 51,572 |
| Department of Housing and Urban Development | 74 | 13,477 | 136 | 22,798 | 82 | 34,801 |
| Department of Justice | 412 | 80,535 | 410 | 59,758 | 1,478 | 120,907 |
| Department of Labor | 228 | 79,637 | 85 | 13,817 | 143 | 23,291 |
| Department of State | 415 | 137,734 | 129 | 25,240 | 133 | 37,133 |
| Department of Transportation | 1,157 | 157,254 | 633 | 102,178 | 322 | 61,964 |
| Department of Veterans Affairs | 1,018 | 188,508 | 322 | 89,191 | 391 | 124,197 |
| Department of the Interior | 1,131 | 116,221 | 642 | 67,826 | 316 | 41,602 |
| Department of the Treasury | 461 | 75,452 | 125 | 34,181 | 265 | 58,601 |
| Agency for International Development | 10 | 5,612 | 37 | 1,828 | 112 | 17,982 |
| American Battle Monuments Commission | 0 | 0 | 0 | 0 | 1 | 47 |
| Broadcasting Board of Governors | 8 | 2,075 | 4 | 56 | 5 | 266 |
| Commission on Civil Rights | 0 | 0 | 0 | 0 | 0 | 0 |
| Commodity Futures Trading Commission | 0 | 0 | 0 | 0 | 0 | 0 |
| Consumer Product Safety Commission | 20 | 760 | 2 | 1 | 6 | 478 |
| Corporation For National And Community Service | 5 | 466 | 5 | 341 | 2 | 192 |
| Defense Nuclear Facilities Safety Board | 0 | 0 | 0 | 0 | 0 | 0 |
| Environmental Protection Agency | 92 | 4,615 | 678 | 77,756 | 26 | 4,554 |
| Equal Employment Opportunity Commission | 7 | 183 | 1 | 406 | 5 | 1,124 |
| Federal Communications Commission | 4 | -49 | 0 | 0 | 15 | 816 |
| Federal Election Commission | 0 | 0 | 0 | 0 | 0 | 0 |
| Federal Emergency Management Agency | 131 | 12,022 | 31 | 2,914 | 128 | 11,360 |
| Federal Energy Regulatory Commission | 5 | 203 | 1 | 1,120 | 18 | 12,504 |
| Federal Labor Relations Authority | 0 | 0 | 0 | 0 | 0 | 0 |
| Federal Maritime Commission | 0 | 0 | 0 | 0 | 0 | 0 |
| Federal Mediation and Conciliation Service | 0 | 0 | 0 | 0 | 0 | 0 |
| Federal Mine Safety and Health Review Commission | 0 | 0 | 0 | 0 | 0 | 0 |
| Federal Trade Commission | 5 | 531 | 1 | 480 | 2 | 64 |
| General Services Administration | 1,953 | 718,655 | 1,540 | 385,571 | 2,654 | 494,925 |
| International Trade Commission | 2 | 485 | 0 | 0 | 5 | 616 |
| J. F. Kennedy Center for the Performing Arts | 12 | 4,248 | 2 | 27 | 19 | 1,886 |
| Merit Systems Protection Board | 0 | 0 | 0 | 0 | 0 | 0 |
| National Aeronautics and Space Administration | 1,230 | 181,941 | 738 | 377,123 | 398 | 102,626 |
| National Archives and Records Administration | 5 | 520 | 1 | 25 | 8 | 1,588 |
| National Capital Planning Commission | 0 | 0 | 0 | 0 | 0 | 0 |
| National Endowment For The Arts | 1 | 200 | 0 | 0 | 0 | 0 |
| National Endowment For The Humanities | 0 | 0 | 0 | 0 | 0 | 0 |
| National Gallery of Art | 0 | 0 | 0 | 0 | 0 | 0 |
| National Labor Relations Board | 0 | 0 | 5 | 3,528 | 0 | 0 |
| National Mediation Board | 0 | 0 | 0 | 0 | 0 | 0 |
| National Science Foundation | 4 | 795 | 17 | 3,213 | 12 | 1,164 |
| National Transportation Safety Board | 0 | 0 | 0 | 0 | 0 | 0 |
| Nuclear Regulatory Commission | 33 | 1,216 | 12 | 6,660 | 26 | 2,765 |
| Occupational Safety and Health Review Commission | 0 | 0 | 0 | 0 | 0 | 0 |
| Office of Personnel Management | 0 | 0 | 268 | 7,137 | 8 | 779 |
| Peace Corps | 2 | 544 | 2 | 581 | 8 | 250 |
| Railroad Retirement Board | 0 | 0 | 0 | 0 | 1 | 402 |
| Securities and Exchange Commission | 0 | 0 | 1 | 110 | 8 | 1,035 |
| Selective Service System | 0 | 0 | 0 | 0 | 0 | 0 |
| Small Business Administration | 62 | 6,403 | 9 | 420 | 29 | 11,052 |
| Smithsonian Institution | 90 | 10,219 | 13 | 263 | 35 | 3,191 |
| Social Security Administration | 91 | 12,915 | 284 | 38,911 | 84 | 18,335 |
| Tennessee Valley Authority | 19 | 27,950 | 8 | -3,602 | 37 | 10,273 |
| United States Holocaust Memorial Museum | 12 | 94 | 0 | 0 | 0 | 0 |
| United States Soldiers and Airmens Home | 2 | 20 | 4 | 55 | 7 | 158 |
| United States Trade and Development Agency | 2 | 478 | 0 | 0 | 3 | 328 |

SECTION I
TOTAL FEDERAL VIEWS

FEDERAL PROCUREMENT DATA SYSTEM
FEDERAL CONTRACT ACTIONS & DOLLARS BY EXECUTIVE DEPARTMENT & AGENCY
 Fiscal Year 2000 Through Fourth Quarter

Total Actions Reported on SF279 and SF281

| | Number of Actions | Percent of Actions | Dollars (000) | Percent of Dollars |
|--|----------------------|-----------------------|--------------------|-----------------------|
| TOTAL FEDERAL | 9,847,967 | 100.000 | 218,845,738 | 100.000 |
| Executive Office of the President | 5,034 | 0.051 | 36,450 | 0.017 |
| Department of Agriculture | 203,557 | 2.067 | 3,532,937 | 1.614 |
| Department of Commerce | 49,725 | 0.505 | 1,911,903 | 0.874 |
| Department of Defense | 5,430,367 | 55.142 | 142,047,609 | 64.908 |
| Department of Education | 7,946 | 0.081 | 899,296 | 0.411 |
| Department of Energy | 15,012 | 0.152 | 16,909,511 | 7.727 |
| Department of Health and Human Services | 220,492 | 2.239 | 4,541,865 | 2.075 |
| Department of Housing and Urban Development | 7,715 | 0.078 | 1,108,526 | 0.507 |
| Department of the Interior | 83,048 | 0.843 | 1,436,386 | 0.656 |
| Department of Justice | 439,335 | 4.461 | 3,659,726 | 1.672 |
| Department of Labor | 13,265 | 0.135 | 1,329,765 | 0.608 |
| Department of State | 229,336 | 2.329 | 1,543,355 | 0.705 |
| Department of Transportation | 47,195 | 0.479 | 1,933,751 | 0.884 |
| Department of the Treasury | 42,416 | 0.431 | 2,858,828 | 1.306 |
| Department of Veterans Affairs | 2,015,055 | 20.462 | 5,286,214 | 2.415 |
| Agency for International Development | 4,320 | 0.044 | 455,223 | 0.208 |
| American Battle Monuments Commission | 1,991 | 0.020 | 1,650 | 0.001 |
| Broadcasting Board of Governors | 7,418 | 0.075 | 71,524 | 0.033 |
| Consumer Product Safety Commission | 1,685 | 0.017 | 6,618 | 0.003 |
| Corporation For National And Community Service | 1,391 | 0.014 | 19,813 | 0.009 |
| Defense Nuclear Facilities Safety Board | 11 | 0.000 | 153 | 0.000 |
| Environmental Protection Agency | 16,626 | 0.169 | 991,569 | 0.453 |
| Equal Employment Opportunity Commission | 5,411 | 0.055 | 41,456 | 0.019 |
| Federal Communications Commission | 1,012 | 0.010 | 10,037 | 0.005 |
| Federal Election Commission | 1,085 | 0.011 | 3,708 | 0.002 |
| Federal Emergency Management Agency | 2,128 | 0.022 | 241,561 | 0.110 |
| Federal Energy Regulatory Commission | 205 | 0.002 | 23,538 | 0.011 |
| Federal Labor Relations Authority | 65 | 0.001 | 148 | 0.000 |
| Federal Maritime Commission | 73 | 0.001 | 721 | 0.000 |
| Federal Mediation and Conciliation Service | 332 | 0.003 | 2,035 | 0.001 |
| Federal Mine Safety and Health Review Commission | 171 | 0.002 | 315 | 0.000 |
| Federal Trade Commission | 913 | 0.009 | 13,063 | 0.006 |
| General Services Administration | 580,402 | 5.894 | 11,118,974 | 5.081 |
| International Trade Commission | 335 | 0.003 | 4,197 | 0.002 |
| J. F. Kennedy Center for the Performing Arts | 267 | 0.003 | 10,542 | 0.005 |
| Merit Systems Protection Board | 588 | 0.006 | 1,695 | 0.001 |
| National Aeronautics and Space Administration | 34,582 | 0.351 | 11,066,765 | 5.057 |
| National Archives and Records Administration | 2,855 | 0.029 | 39,879 | 0.018 |
| National Endowment For The Arts | 127 | 0.001 | 1,050 | 0.000 |
| National Endowment For The Humanities | 1,262 | 0.013 | 1,098 | 0.001 |
| National Gallery of Art | 3,065 | 0.031 | 12,361 | 0.006 |
| National Labor Relations Board | 1,073 | 0.011 | 8,485 | 0.004 |
| National Mediation Board | 300 | 0.003 | 1,964 | 0.001 |
| National Science Foundation | 1,050 | 0.011 | 157,361 | 0.072 |
| National Transportation Safety Board | 255 | 0.003 | 1,609 | 0.001 |
| Nuclear Regulatory Commission | 1,180 | 0.012 | 67,356 | 0.031 |
| Occupational Safety and Health Review Commission | 170 | 0.002 | 550 | 0.000 |
| Office of Personnel Management | 7,699 | 0.078 | 205,075 | 0.094 |
| Peace Corps | 9,122 | 0.093 | 34,113 | 0.016 |
| Railroad Retirement Board | 1,367 | 0.014 | 8,641 | 0.004 |
| Securities and Exchange Commission | 1,781 | 0.018 | 42,633 | 0.019 |
| Selective Service System | 284 | 0.003 | 1,715 | 0.001 |
| Small Business Administration | 1,324 | 0.013 | 42,728 | 0.020 |
| Smithsonian Institution | 23,621 | 0.240 | 89,303 | 0.041 |
| Social Security Administration | 216,533 | 2.199 | 580,302 | 0.265 |
| Tennessee Valley Authority | 103,687 | 1.053 | 4,416,682 | 2.018 |
| United States Holocaust Memorial Museum | 21 | 0.000 | 1,140 | 0.001 |
| United States Soldiers and Airmens Home | 424 | 0.004 | 5,385 | 0.002 |
| United States Trade and Development Agency | 258 | 0.003 | 4,881 | 0.002 |

FEDERAL PROCUREMENT DATA SYSTEM
FEDERAL CONTRACT ACTIONS & DOLLARS BY EXECUTIVE DEPARTMENT & AGENCY
 Fiscal Year 2000 Through Fourth Quarter

Actions Reported Individually on SF279

| | Number of Actions | Percent of Actions | Dollars (000) | Percent of Dollars |
|--|-------------------|--------------------|--------------------|--------------------|
| TOTAL FEDERAL | 519,780 | 100.000 | 203,508,288 | 100.000 |
| Executive Office of the President | 182 | 0.035 | 31,225 | 0.015 |
| Department of Agriculture | 15,230 | 2.930 | 3,316,245 | 1.630 |
| Department of Commerce | 6,583 | 1.266 | 1,780,281 | 0.875 |
| Department of Defense | 304,523 | 58.587 | 132,099,835 | 64.911 |
| Department of Education | 1,114 | 0.214 | 881,341 | 0.433 |
| Department of Energy | 5,634 | 1.084 | 16,880,859 | 8.295 |
| Department of Health and Human Services | 11,375 | 2.188 | 3,947,167 | 1.940 |
| Department of Housing and Urban Development | 1,951 | 0.375 | 1,091,944 | 0.537 |
| Department of the Interior | 12,704 | 2.444 | 1,207,814 | 0.593 |
| Department of Justice | 27,298 | 5.252 | 3,061,665 | 1.504 |
| Department of Labor | 2,655 | 0.511 | 1,288,566 | 0.633 |
| Department of State | 4,467 | 0.859 | 1,232,962 | 0.606 |
| Department of Transportation | 14,120 | 2.717 | 1,800,044 | 0.885 |
| Department of the Treasury | 9,824 | 1.890 | 2,713,749 | 1.333 |
| Department of Veterans Affairs | 21,169 | 4.073 | 3,880,021 | 1.907 |
| Agency for International Development | 819 | 0.158 | 441,124 | 0.217 |
| American Battle Monuments Commission | 1 | 0.000 | 47 | 0.000 |
| Broadcasting Board of Governors | 429 | 0.083 | 58,440 | 0.029 |
| Consumer Product Safety Commission | 82 | 0.016 | 2,967 | 0.001 |
| Corporation For National And Community Service | 71 | 0.014 | 14,800 | 0.007 |
| Defense Nuclear Facilities Safety Board | 1 | 0.000 | 25 | 0.000 |
| Environmental Protection Agency | 5,082 | 0.978 | 875,302 | 0.430 |
| Equal Employment Opportunity Commission | 293 | 0.056 | 35,047 | 0.017 |
| Federal Communications Commission | 162 | 0.031 | 5,742 | 0.003 |
| Federal Election Commission | 19 | 0.004 | 1,880 | 0.001 |
| Federal Emergency Management Agency | 1,407 | 0.271 | 237,143 | 0.117 |
| Federal Energy Regulatory Commission | 115 | 0.022 | 22,788 | 0.011 |
| Federal Labor Relations Authority | 0 | 0.000 | 0 | 0.000 |
| Federal Maritime Commission | 4 | 0.001 | 238 | 0.000 |
| Federal Mediation and Conciliation Service | 0 | 0.000 | 0 | 0.000 |
| Federal Mine Safety and Health Review Commission | 0 | 0.000 | 0 | 0.000 |
| Federal Trade Commission | 109 | 0.021 | 10,303 | 0.005 |
| General Services Administration | 47,562 | 9.150 | 10,310,911 | 5.067 |
| International Trade Commission | 48 | 0.009 | 3,163 | 0.002 |
| J. F. Kennedy Center for the Performing Arts | 60 | 0.012 | 9,253 | 0.005 |
| Merit Systems Protection Board | 1 | 0.000 | 72 | 0.000 |
| National Aeronautics and Space Administration | 11,336 | 2.181 | 10,912,591 | 5.362 |
| National Archives and Records Administration | 136 | 0.026 | 35,298 | 0.017 |
| National Endowment For The Arts | 8 | 0.002 | 570 | 0.000 |
| National Endowment For The Humanities | 3 | 0.001 | 116 | 0.000 |
| National Gallery of Art | 47 | 0.009 | 6,810 | 0.003 |
| National Labor Relations Board | 35 | 0.007 | 5,877 | 0.003 |
| National Mediation Board | 197 | 0.038 | 1,689 | 0.001 |
| National Science Foundation | 277 | 0.053 | 153,428 | 0.075 |
| National Transportation Safety Board | 0 | 0.000 | 0 | 0.000 |
| Nuclear Regulatory Commission | 544 | 0.105 | 64,205 | 0.032 |
| Occupational Safety and Health Review Commission | 0 | 0.000 | 0 | 0.000 |
| Office of Personnel Management | 2,958 | 0.569 | 194,092 | 0.095 |
| Peace Corps | 84 | 0.016 | 8,395 | 0.004 |
| Railroad Retirement Board | 38 | 0.007 | 6,649 | 0.003 |
| Securities and Exchange Commission | 97 | 0.019 | 30,221 | 0.015 |
| Selective Service System | 12 | 0.002 | 826 | 0.000 |
| Small Business Administration | 202 | 0.039 | 36,977 | 0.018 |
| Smithsonian Institution | 449 | 0.086 | 62,461 | 0.031 |
| Social Security Administration | 3,692 | 0.710 | 482,666 | 0.237 |
| Tennessee Valley Authority | 4,458 | 0.858 | 4,253,112 | 2.090 |
| United States Holocaust Memorial Museum | 21 | 0.004 | 1,140 | 0.001 |
| United States Soldiers and Airmens Home | 54 | 0.010 | 4,701 | 0.002 |
| United States Trade and Development Agency | 38 | 0.007 | 3,501 | 0.002 |

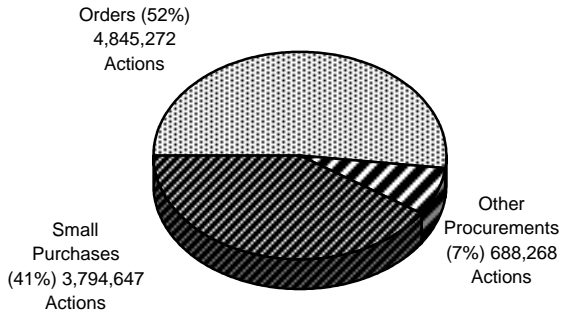
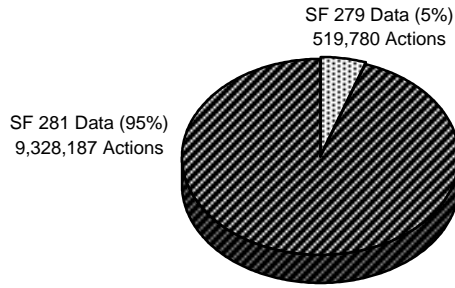
FEDERAL PROCUREMENT DATA SYSTEM
FEDERAL CONTRACT ACTIONS & DOLLARS BY EXECUTIVE DEPARTMENT & AGENCY
 Fiscal Year 2000 Through Fourth Quarter

Actions Reported in Summary on SF281

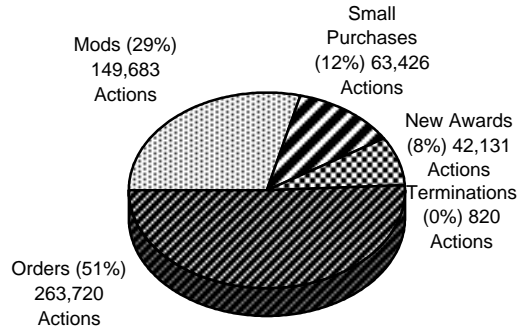
| | Number of Actions | Percent of Actions | Dollars (000) | Percent of Dollars |
|--|-------------------|--------------------|-------------------|--------------------|
| TOTAL FEDERAL | 9,328,187 | 100.000 | 15,337,450 | 100.000 |
| Executive Office of the President | 4,852 | 0.052 | 5,225 | 0.034 |
| Department of Agriculture | 188,327 | 2.019 | 216,692 | 1.413 |
| Department of Commerce | 43,142 | 0.462 | 131,622 | 0.858 |
| Department of Defense | 5,125,844 | 54.950 | 9,947,774 | 64.859 |
| Department of Education | 6,832 | 0.073 | 17,955 | 0.117 |
| Department of Energy | 9,378 | 0.101 | 28,652 | 0.187 |
| Department of Health and Human Services | 209,117 | 2.242 | 594,698 | 3.877 |
| Department of Housing and Urban Development | 5,764 | 0.062 | 16,582 | 0.108 |
| Department of the Interior | 70,344 | 0.754 | 228,572 | 1.490 |
| Department of Justice | 412,037 | 4.417 | 598,061 | 3.899 |
| Department of Labor | 10,610 | 0.114 | 41,199 | 0.269 |
| Department of State | 224,869 | 2.411 | 310,393 | 2.024 |
| Department of Transportation | 33,075 | 0.355 | 133,707 | 0.872 |
| Department of the Treasury | 32,592 | 0.349 | 145,079 | 0.946 |
| Department of Veterans Affairs | 1,993,886 | 21.375 | 1,406,193 | 9.168 |
| Agency for International Development | 3,501 | 0.038 | 14,099 | 0.092 |
| American Battle Monuments Commission | 1,990 | 0.021 | 1,603 | 0.010 |
| Broadcasting Board of Governors | 6,989 | 0.075 | 13,084 | 0.085 |
| Consumer Product Safety Commission | 1,603 | 0.017 | 3,651 | 0.024 |
| Corporation For National And Community Service | 1,320 | 0.014 | 5,013 | 0.033 |
| Defense Nuclear Facilities Safety Board | 10 | 0.000 | 128 | 0.001 |
| Environmental Protection Agency | 11,544 | 0.124 | 116,267 | 0.758 |
| Equal Employment Opportunity Commission | 5,118 | 0.055 | 6,409 | 0.042 |
| Federal Communications Commission | 850 | 0.009 | 4,295 | 0.028 |
| Federal Election Commission | 1,066 | 0.011 | 1,828 | 0.012 |
| Federal Emergency Management Agency | 721 | 0.008 | 4,418 | 0.029 |
| Federal Energy Regulatory Commission | 90 | 0.001 | 750 | 0.005 |
| Federal Labor Relations Authority | 65 | 0.001 | 148 | 0.001 |
| Federal Maritime Commission | 69 | 0.001 | 483 | 0.003 |
| Federal Mediation and Conciliation Service | 332 | 0.004 | 2,035 | 0.013 |
| Federal Mine Safety and Health Review Commission | 171 | 0.002 | 315 | 0.002 |
| Federal Trade Commission | 804 | 0.009 | 2,760 | 0.018 |
| General Services Administration | 532,840 | 5.712 | 808,063 | 5.269 |
| International Trade Commission | 287 | 0.003 | 1,034 | 0.007 |
| J. F. Kennedy Center for the Performing Arts | 207 | 0.002 | 1,289 | 0.008 |
| Merit Systems Protection Board | 587 | 0.006 | 1,623 | 0.011 |
| National Aeronautics and Space Administration | 23,246 | 0.249 | 154,174 | 1.005 |
| National Archives and Records Administration | 2,719 | 0.029 | 4,581 | 0.030 |
| National Endowment For The Arts | 119 | 0.001 | 480 | 0.003 |
| National Endowment For The Humanities | 1,259 | 0.013 | 982 | 0.006 |
| National Gallery of Art | 3,018 | 0.032 | 5,551 | 0.036 |
| National Labor Relations Board | 1,038 | 0.011 | 2,608 | 0.017 |
| National Mediation Board | 103 | 0.001 | 275 | 0.002 |
| National Science Foundation | 773 | 0.008 | 3,933 | 0.026 |
| National Transportation Safety Board | 255 | 0.003 | 1,609 | 0.010 |
| Nuclear Regulatory Commission | 636 | 0.007 | 3,151 | 0.021 |
| Occupational Safety and Health Review Commission | 170 | 0.002 | 550 | 0.004 |
| Office of Personnel Management | 4,741 | 0.051 | 10,983 | 0.072 |
| Peace Corps | 9,038 | 0.097 | 25,718 | 0.168 |
| Railroad Retirement Board | 1,329 | 0.014 | 1,992 | 0.013 |
| Securities and Exchange Commission | 1,684 | 0.018 | 12,412 | 0.081 |
| Selective Service System | 272 | 0.003 | 889 | 0.006 |
| Small Business Administration | 1,122 | 0.012 | 5,751 | 0.037 |
| Smithsonian Institution | 23,172 | 0.248 | 26,842 | 0.175 |
| Social Security Administration | 212,841 | 2.282 | 97,636 | 0.637 |
| Tennessee Valley Authority | 99,229 | 1.064 | 163,570 | 1.066 |
| United States Holocaust Memorial Museum | 0 | 0.000 | 0 | 0.000 |
| United States Soldiers and Airmens Home | 370 | 0.004 | 684 | 0.004 |
| United States Trade and Development Agency | 220 | 0.002 | 1,380 | 0.009 |

**FEDERAL PROCUREMENT DATA SYSTEM
SF279/SF281 COMPARISONS
Fiscal Year 2000 Through Fourth Quarter**

ACTIONS

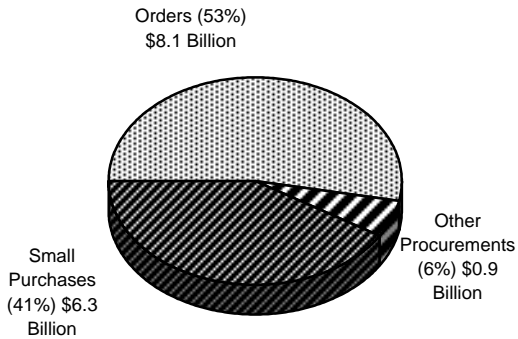
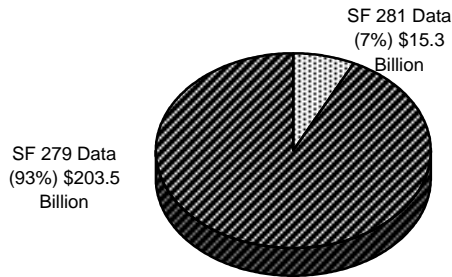


**SF 281 Data By
Procurement Methods**

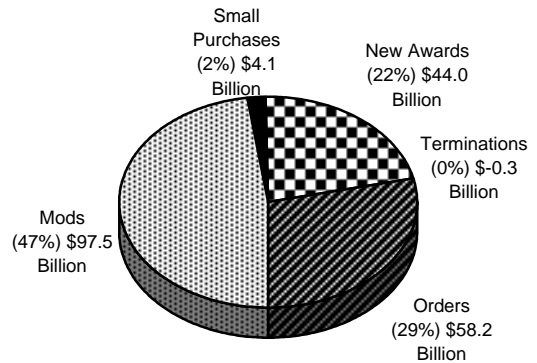


**SF 279 Data By
Kind of Contract Action**

DOLLARS



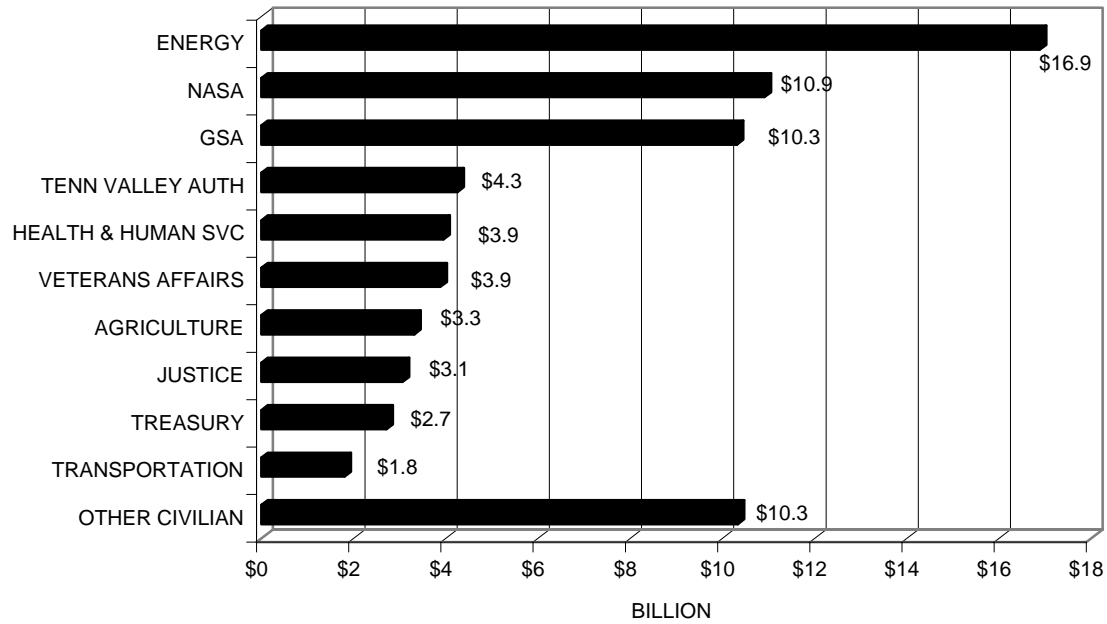
**SF 281 Data By
Procurement Methods**



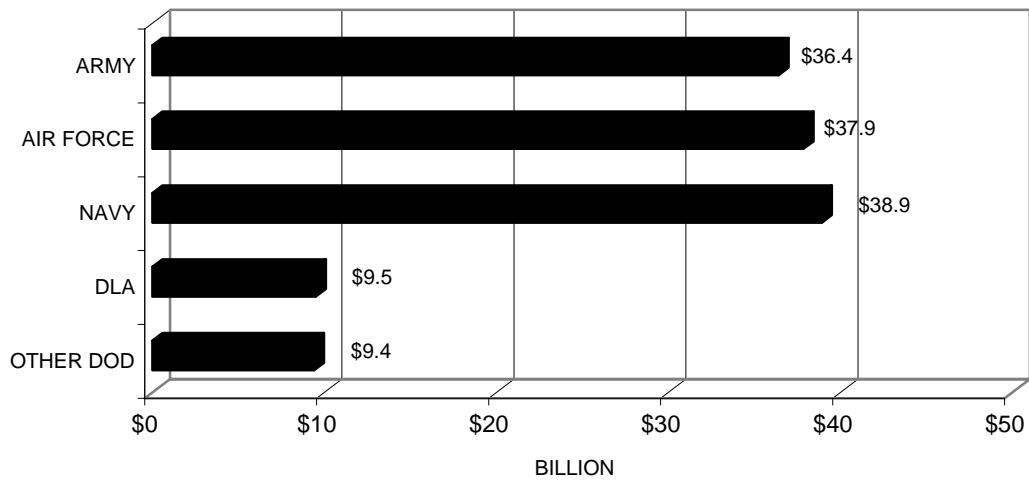
**SF 279 Data By
Kind of Contract Action**

FEDERAL PROCUREMENT DATA SYSTEM
CONTRACT DOLLARS BY EXECUTIVE DEPARTMENTS AND AGENCIES
 Actions Reported Individually on SF279
 Fiscal Year 2000 Through Fourth Quarter

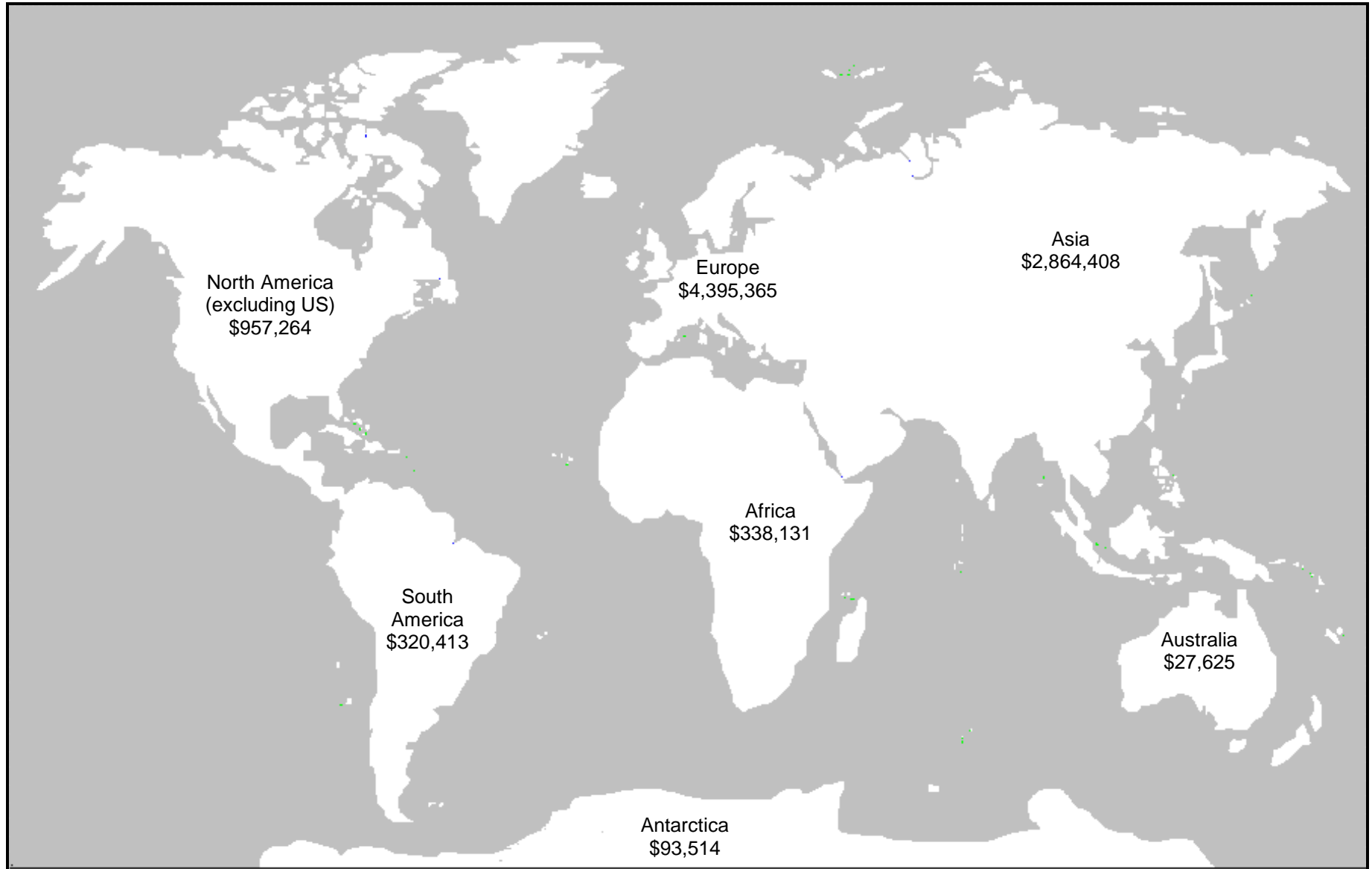
CIVILIAN AGENCIES
TOTAL DOLLARS \$71.4 BILLION



DEPARTMENT OF DEFENSE
TOTAL DOLLARS \$132.1 BILLION



FEDERAL PROCUREMENT DATA SYSTEM
PROCUREMENTS PERFORMED OUTSIDE US BY CONTINENT
Actions Reported Individually on SF279 – Fiscal Year 2000 Through Fourth Quarter



AS OF 02/15/2001

FEDERAL PROCUREMENT DATA SYSTEM
RESEARCH AND DEVELOPMENT SUMMARY - BY R & D CATEGORY
 Actions Reported Individually on SF279
 Fiscal Year 2000 Through Fourth Quarter

| | Year to Date | |
|---|-------------------|-------------------|
| | Number of Actions | Dollars (000) |
| TOTAL FEDERAL RESEARCH AND DEVELOPMENT | 33,200 | 23,623,275 |
| AA Agriculture | 9 | 1,434 |
| AB Community Services and Development | 49 | 12,817 |
| AC Defense Systems | 10,300 | 10,330,417 |
| AD Defense - Other | 10,765 | 5,199,864 |
| AE Economic Growth and Productivity | 382 | 113,454 |
| AF Education | 164 | 87,393 |
| AG Energy | 283 | 208,014 |
| AH Environmental Protection | 475 | 174,714 |
| AJ General Science and Technology | 1,128 | 327,307 |
| AK Housing | 1 | 46 |
| AL Income Security | 2 | 6,957 |
| AM International Affairs and Cooperation | 7 | 1,029 |
| AN Medical | 1,518 | 738,838 |
| AP Natural Resources | 157 | 15,107 |
| AQ Social Services | 6 | 1,318 |
| AR Space | 3,380 | 3,807,091 |
| AS Transportation, Modal | 104 | 17,814 |
| AT Transportation, General | 264 | 39,082 |
| AV Mining | 9 | 6,198 |
| AZ Other Research and Development | 4,197 | 2,534,381 |

OTHER SERVICES AND CONSTRUCTION - SUMMARY BY SERVICE CATEGORY

Actions Reported Individually on SF279
 Fiscal Year 2000 Through Fourth Quarter

| | Year to Date | |
|---|-------------------|--------------------|
| | Number of Actions | Dollars (000) |
| TOTAL FEDERAL OTHER SERVICES AND CONSTRUCTION | 304,209 | 103,361,750 |
| B Special Studies and Analyses - Not R&D | 6,382 | 1,642,829 |
| C Architect and Engineering Services - Construction | 22,040 | 3,367,924 |
| D Automatic Data Processing and Telecommunications Services | 34,288 | 13,382,826 |
| F Natural Resources Management | 8,502 | 2,966,862 |
| G Social Services | 1,389 | 231,505 |
| H Quality Control, Testing, and Inspection Services | 1,423 | 370,536 |
| J Maintenance, Repair, and Rebuilding of Equipment | 26,633 | 7,342,419 |
| K Modification of Equipment | 1,425 | 902,581 |
| L Technical Representative Services | 1,996 | 1,222,405 |
| M Operation of Government-Owned Facility | 5,707 | 18,210,069 |
| N Installation Equipment | 1,861 | 176,042 |
| P Salvage Services | 691 | 290,535 |
| Q Medical Services | 14,899 | 3,485,189 |
| R Professional, Administrative, and Management Support Services | 53,834 | 21,101,019 |
| S Utilities and Housekeeping Services | 21,631 | 5,733,471 |
| T Photographic, Mapping, Printing, and Publication Services | 1,728 | 269,669 |
| U Training Services | 6,738 | 1,299,557 |
| V Transportation and Travel | 7,571 | 3,177,068 |
| W Lease or Rental of Equipment | 2,589 | 414,038 |
| X Lease or Rental of Facilities | 11,774 | 1,883,793 |
| Y Construction of Structures and Facilities | 20,283 | 8,227,381 |
| Z Maintenance, Repair, or Alteration of Real Property | 50,825 | 7,664,032 |

FEDERAL PROCUREMENT DATA SYSTEM
SUPPLIES AND EQUIPMENT - SUMMARY BY FSC GROUP
 Actions Reported Individually on SF279
 Fiscal Year 2000 Through Fourth Quarter

| | Year to Date | |
|--|-------------------|-------------------|
| | Number of Actions | Dollars (000) |
| TOTAL FEDERAL SUPPLIES AND EQUIPMENT | 182,371 | 76,523,263 |
| 10 Weapons | 1,257 | 1,278,536 |
| 11 Nuclear Ordnance | 41 | 6,930 |
| 12 Fire Control Equipment | 664 | 630,564 |
| 13 Ammunition and Explosives | 1,592 | 2,165,858 |
| 14 Guided Missiles | 886 | 3,624,655 |
| 15 Aircraft and Airframe Structural Components | 4,020 | 14,540,529 |
| 16 Aircraft Components and Accessories | 5,068 | 2,338,664 |
| 17 Aircraft Launching, Landing, and Ground Handling Equipment | 534 | 231,687 |
| 18 Space Vehicles | 398 | 1,209,612 |
| 19 Ships, Small Craft, Pontoons, and Floating Docks | 2,043 | 3,639,117 |
| 20 Ship and Marine Equipment | 702 | 294,347 |
| 22 Railway Equipment | 37 | 18,512 |
| 23 Ground Effect Vehicles, Motor Vehicles, Trailers, and Cycles | 6,252 | 3,363,225 |
| 24 Tractors | 168 | 86,802 |
| 25 Vehicular Equipment Components | 1,684 | 362,023 |
| 26 Tires and Tubes | 438 | 98,640 |
| 28 Engines, Turbines, and Components | 4,633 | 3,710,661 |
| 29 Engine Accessories | 2,351 | 416,233 |
| 30 Mechanical Power Transmission Equipment | 1,116 | 147,418 |
| 31 Bearings | 1,263 | 122,984 |
| 32 Woodworking Machinery and Equipment | 6 | 5,747 |
| 34 Metalworking Machinery | 621 | 90,579 |
| 35 Service and Trade Equipment | 287 | 30,919 |
| 36 Special Industry Machinery | 1,248 | 175,205 |
| 37 Agricultural Machinery and Equipment | 138 | 6,322 |
| 38 Construction, Mining, Excavating, and Highway Maintenance Equipment | 568 | 175,765 |
| 39 Materials Handling Equipment | 660 | 190,135 |
| 40 Rope, Cable, Chain, and Fittings | 235 | 16,673 |
| 41 Refrigeration, Air Conditioning, and Air Circulating Equipment | 777 | 102,603 |
| 42 Fire Fighting, Rescue, and Safety Equipment | 922 | 180,242 |
| 43 Pumps and Compressors | 1,292 | 130,864 |
| 44 Furnace, Steam Plant, and Drying Equipment; and Nuclear Reactors | 426 | 1,994,004 |
| 45 Plumbing, Heating, and Sanitation Equipment | 213 | 18,473 |
| 46 Water Purification and Sewage Treatment Equipment | 153 | 18,522 |
| 47 Pipe, Tubing, Hose, and Fittings | 1,148 | 102,992 |
| 48 Valves | 1,589 | 136,472 |
| 49 Maintenance and Repair Shop Equipment | 1,250 | 400,462 |
| 51 Hand Tools | 752 | 98,970 |
| 52 Measuring Tools | 81 | 24,659 |

FEDERAL PROCUREMENT DATA SYSTEM
SUPPLIES AND EQUIPMENT - SUMMARY BY FSC GROUP
 Actions Reported Individually on SF279
 Fiscal Year 2000 Through Fourth Quarter

| | Year to Date | |
|--|-------------------|---------------|
| | Number of Actions | Dollars (000) |
| 53 Hardware and Abrasives | 2,803 | 384,889 |
| 54 Prefabricated Structures and Scaffolding | 844 | 182,401 |
| 55 Lumber, Millwork, Plywood, and Veneer | 850 | 21,338 |
| 56 Construction and Building Materials | 799 | 96,946 |
| 58 Communication, Detection, and Coherent Radiation Equipment | 9,373 | 4,867,245 |
| 59 Electrical and Electronic Equipment Components | 9,093 | 2,232,813 |
| 60 Fiber Optics Materials, Components, Assemblies, and Accessories | 327 | 53,541 |
| 61 Electric Wire, and Power and Distribution Equipment | 3,820 | 744,931 |
| 62 Lighting Fixtures and Lamps | 386 | 47,098 |
| 63 Alarm, Signal, and Security Detection Systems | 602 | 92,877 |
| 65 Medical, Dental, and Veterinary Equipment and Supplies | 15,852 | 2,816,771 |
| 66 Instruments and Laboratory Equipment | 6,564 | 1,169,615 |
| 67 Photographic Equipment | 1,058 | 118,574 |
| 68 Chemicals and Chemical Products | 1,277 | 727,002 |
| 69 Training Aids and Devices | 797 | 705,983 |
| 70 General Purpose Automatic Data Processing Equipment | 33,455 | 5,772,884 |
| 71 Furniture | 11,175 | 661,265 |
| 72 Household and Commercial Furnishings and Appliances | 1,782 | 103,790 |
| 73 Food Preparation and Serving Equipment | 529 | 57,533 |
| 74 Office Machines, Text Processing Systems and Visible Record Equipment | 767 | 48,460 |
| 75 Office Supplies and Devices | 2,550 | 137,956 |
| 76 Books, Maps, and Other Publications | 1,194 | 144,538 |
| 77 Musical Instruments, Phonographs, and Home-Type Radios | 53 | 2,887 |
| 78 Recreation and Athletic Equipment | 423 | 28,281 |
| 79 Cleaning Equipment and Supplies | 448 | 38,136 |
| 80 Brushes, Paints, Sealers, and Adhesives | 736 | 29,334 |
| 81 Containers, Packaging, and Packing Supplies | 1,634 | 161,607 |
| 83 Textiles, Leather, Furs, Apparel and Shoe Findings, Tents and Flags | 1,748 | 238,518 |
| 84 Clothing, Individual Equipment, and Insignia | 2,739 | 958,134 |
| 85 Toiletries | 222 | 15,400 |
| 87 Agricultural Supplies | 290 | 55,773 |
| 88 Live Animals | 55 | 6,630 |
| 89 Subsistence | 12,305 | 3,187,945 |
| 91 Fuels, Lubricants, Oils, and Waxes | 2,176 | 4,992,160 |
| 93 Nonmetallic Fabricated Materials | 640 | 71,098 |
| 94 Nonmetallic Crude Materials | 822 | 1,047,291 |
| 95 Metal Bars, Sheets, and Shapes | 786 | 121,152 |
| 96 Ores, Minerals, and Their Primary Products | 284 | 495,832 |
| 99 Miscellaneous | 3,532 | 1,692,261 |
| E Purchase of Structures and Facilities | 68 | 5,769 |

FEDERAL PROCUREMENT DATA SYSTEM
STANDARD INDUSTRIAL CLASSIFICATIONS (SIC) CODE SUMMARY
BY SIC GROUP

Actions Reported Individually on SF279
Fiscal Year 2000 Through Fourth Quarter

| | | Year to Date | |
|---|---|-------------------|--------------------|
| | | Number of Actions | Dollars (000) |
| TOTAL FEDERAL | | 519,780 | 203,508,288 |
| Agriculture, Forestry, and Fishing | | | |
| | 01 Agriculture production - crops | 83 | 11,285 |
| | 02 Agriculture production livestock and animal specialties | 129 | 30,512 |
| | 07 Agriculture services | 1,339 | 227,902 |
| | 08 Forestry | 1,886 | 258,225 |
| | 09 Fishing, hunting, and trapping | 33 | 1,695 |
| TOTAL | | 3,470 | 529,619 |
| Mining | | | |
| | 10 Metal mining | 30 | 842,734 |
| | 12 Coal mining | 468 | 1,111,603 |
| | 13 Oil and gas extraction | 329 | 478,486 |
| | 14 Mining and quarrying of nonmetallic minerals, except fuels | 242 | 36,422 |
| TOTAL | | 1,069 | 2,469,245 |
| Construction | | | |
| | 15 Building construction - general contractors and operative builders | 34,313 | 9,168,019 |
| | 16 Heavy construction other than building construction - contractors | 13,796 | 4,007,272 |
| | 17 Construction - special trade contractors | 22,871 | 2,161,317 |
| TOTAL | | 70,980 | 15,336,608 |
| Manufacturing | | | |
| | 20 Food and kindred products | 6,232 | 2,711,240 |
| | 21 Tobacco products | 1 | 5 |
| | 22 Textile mill products | 2,274 | 223,614 |
| | 23 Apparel and other finished products made from fabrics | 2,681 | 1,700,527 |
| | 24 Lumber and wood products, except furniture | 663 | 35,965 |
| | 25 Furniture and fixtures | 11,087 | 661,971 |
| | 26 Paper and allied products | 2,252 | 150,788 |
| | 27 Printing, publishing, and allied industries | 1,491 | 182,025 |
| | 28 Chemicals and allied products | 3,670 | 609,426 |
| | 29 Petroleum refining and related industries | 601 | 3,225,578 |
| | 30 Rubber and miscellaneous plastics products | 2,252 | 247,033 |
| | 31 Leather and leather products | 806 | 116,602 |
| | 32 Stone, clay, glass, and concrete products | 521 | 130,357 |
| | 33 Primary metal industries | 1,531 | 661,168 |
| | 34 Fabricated metal products, except machinery and transportation | 8,416 | 5,841,071 |
| | 35 Industrial and commercial machinery and computer equipment | 30,532 | 6,139,554 |
| | 36 Electronic and other electrical equipment and components, not computer | 22,791 | 8,654,946 |
| | 37 Transportation equipment | 44,543 | 42,360,716 |
| | 38 Measuring, analyzing, and controlling instruments | 12,629 | 6,154,216 |
| | 39 Miscellaneous manufacturing industries | 2,100 | 256,828 |
| TOTAL | | 157,073 | 80,063,630 |
| Transportation, Communications, Electric, Gas, and Sanitary Services | | | |
| | 40 Railroad transportation | 251 | 226,036 |
| | 41 Local and suburban transit and interurban highway passenger transportation | 708 | 100,786 |
| | 42 Motor freight transportation and warehousing | 1,403 | 294,018 |
| | 43 United States Postal Services | 18 | 886 |
| | 44 Water transportation | 3,611 | 1,786,742 |
| | 45 Transportation by air | 2,672 | 1,466,604 |
| | 46 Pipelines, except natural gas | 5 | 555 |
| | 47 Transportation services | 683 | 580,247 |
| | 48 Communications | 8,224 | 3,596,985 |
| | 49 Electric, gas, and sanitary services | 9,004 | 2,410,683 |
| TOTAL | | 26,579 | 10,463,542 |

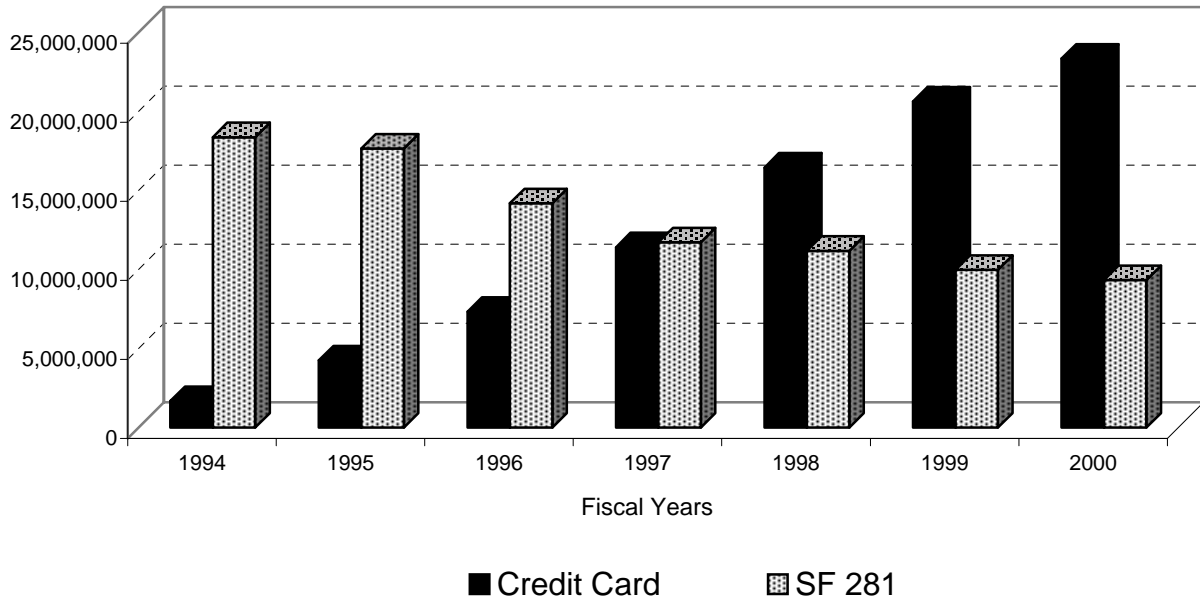
FEDERAL PROCUREMENT DATA SYSTEM
STANDARD INDUSTRIAL CLASSIFICATIONS (SIC) CODE SUMMARY
BY SIC GROUP

Actions Reported Individually on SF279
Fiscal Year 2000 Through Fourth Quarter

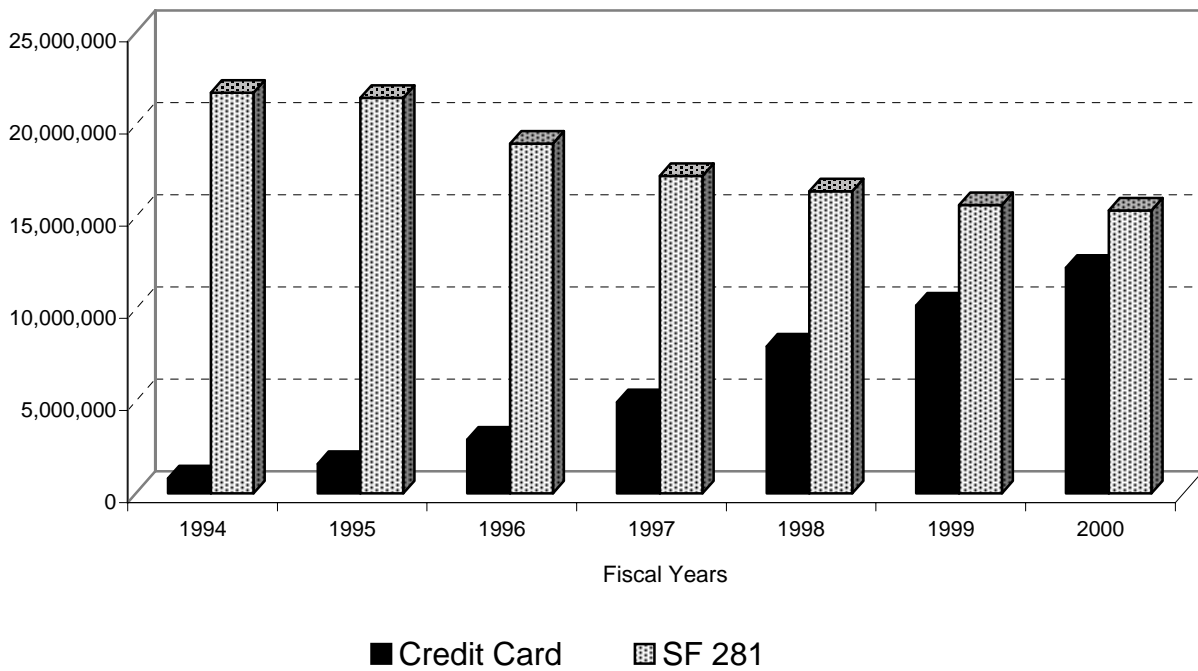
| | | Year to Date | |
|--|---|-------------------|-------------------|
| | | Number of Actions | Dollars (000) |
| Wholesale Trade | | | |
| | 50 Wholesale trade - durable goods | 20,723 | 3,432,796 |
| | 51 Wholesale trade - nondurable goods | 18,576 | 3,442,227 |
| TOTAL | | 39,299 | 6,875,023 |
| Retail Trade | | | |
| | 52 Building materials, hardware, garden supply, and mobile home dealers | 211 | 18,219 |
| | 53 General merchandise stores | 19 | 1,943 |
| | 54 Food stores | 196 | 21,725 |
| | 55 Automotive dealers and gasoline service stations | 98 | 7,137 |
| | 56 Apparel and accessory stores | 40 | 3,045 |
| | 57 Home furniture, furnishings, and equipment stores | 592 | 102,070 |
| | 58 Eating and drinking places | 818 | 268,079 |
| | 59 Miscellaneous retail | 428 | 51,246 |
| TOTAL | | 2,402 | 473,464 |
| Finance, Insurance, and Real Estate | | | |
| | 60 Depository institutions | 30 | 23,179 |
| | 61 Nondepository institutions | 14 | 18,804 |
| | 62 Security and commodity brokers, dealers, exchanges, and services | 48 | 17,824 |
| | 63 Insurance carriers | 181 | 295,588 |
| | 64 Insurance agents, brokers, and services | 74 | 23,411 |
| | 65 Real estate | 13,036 | 2,393,951 |
| | 67 Holding and other investment offices | 28 | 9,360 |
| TOTAL | | 13,411 | 2,782,117 |
| Services | | | |
| | 70 Hotels, rooming houses, camps, and other lodging places | 1,959 | 114,012 |
| | 72 Personal services | 887 | 90,079 |
| | 73 Business services | 59,509 | 17,617,789 |
| | 75 Automotive repair, services, and parking | 915 | 109,848 |
| | 76 Miscellaneous repair services | 3,097 | 892,515 |
| | 78 Motion pictures | 478 | 47,084 |
| | 79 Amusement and recreation services | 316 | 29,796 |
| | 80 Health services | 14,995 | 3,547,265 |
| | 81 Legal services | 1,542 | 118,914 |
| | 82 Educational services | 3,333 | 1,869,668 |
| | 83 Social services | 1,691 | 284,620 |
| | 84 Museums, art galleries, and botanical and zoological gardens | 33 | 8,671 |
| | 86 Membership organizations | 237 | 83,126 |
| | 87 Engineering, accounting, research, management, and related services | 101,428 | 53,360,645 |
| | 88 Private households | 1 | 35 |
| | 89 Miscellaneous services | 11,962 | 4,301,170 |
| TOTAL | | 202,383 | 82,475,237 |
| Public Administration | | | |
| | 91 Executive, legislative, and general government, except finance | 329 | 59,478 |
| | 92 Justice, public order, and safety | 80 | 32,095 |
| | 93 Public finance, taxation, and monetary policy | 1 | 47 |
| | 94 Administration of human resource programs | 90 | 8,281 |
| | 95 Administration of environmental quality and housing programs | 111 | 156,561 |
| | 96 Administration of economic programs | 55 | 29,464 |
| | 97 National security and international affairs | 53 | 16,140 |
| TOTAL | | 719 | 302,066 |
| Nonclassifiable Establishments | | | |
| | 99 Nonclassification establishments | 2,395 | 1,737,737 |

FEDERAL PROCUREMENT DATA SYSTEM
SF281/GOVT PURCHASE CARD COMPARISON
 Fiscal Year 2000 Through Fourth Quarter

ACTIONS



DOLLARS (000)



FEDERAL PROCUREMENT DATA SYSTEM
Government Purchase Card Statistics
Sales, Transactions and Cards
Fiscal Year 2000

| | SALES | TRANSACTIONS | CARDS |
|---|----------------------------|-------------------|----------------|
| PROGRAM TOTALS | \$12,288,744,026.31 | 23,457,456 | 670,374 |
| Agency for International Development | \$2,954,758.02 | 6,065 | 263 |
| Agriculture | \$510,907,970.99 | 1,721,346 | 27,321 |
| Air Force | \$1,291,560,827.95 | 2,763,811 | 83,427 |
| Army | \$2,049,837,818.16 | 4,087,496 | 120,940 |
| Commerce | \$127,485,950.47 | 328,620 | 9,031 |
| Congress | \$3,916,804.48 | 9,741 | 513 |
| Consumer Product Safety Commission | \$578,164.76 | 3,194 | 225 |
| Corporation for National Service | \$1,016,331.32 | 4,157 | 121 |
| Defense, Other | \$424,307,097.89 | 535,441 | 12,822 |
| Education | \$7,580,954.33 | 19,198 | 385 |
| Energy | \$189,620,301.56 | 363,657 | 9,321 |
| Environmental Protection Agency | \$33,103,753.00 | 95,125 | 2,429 |
| Equal Opportunity Commission | \$2,048,338.73 | 4,243 | 297 |
| Executive Office of the President | \$1,003,235.88 | 2,217 | 34 |
| Federal Communications Commission | \$2,900,642.66 | 4,922 | 226 |
| Federal Labor Relations Commission | \$498,217.00 | 834 | 21 |
| Federal Mediation/Conciliation Commission | \$836,144.09 | 5,349 | 61 |
| Federal Trade Commission | \$1,810,469.95 | 4,244 | 98 |
| Federal Emergency Management Agency | \$21,456,979.12 | 27,140 | 913 |
| General Services Administration | \$157,217,886.54 | 269,863 | 4,344 |
| Health Human Services | \$305,917,665.83 | 623,968 | 7,158 |
| Housing Urban Development | \$11,410,265.00 | 21,954 | 442 |
| Interior | \$584,464,677.73 | 3,118,096 | 175,222 |
| International Trade Commission | \$834,551.62 | 1,276 | 15 |
| Justice | \$467,198,351.00 | 891,380 | 15,183 |
| Labor | \$14,696,716.44 | 53,271 | 2,621 |
| Merit Systems Protection Board | \$2,223,987.98 | 2,526 | 34 |
| Misc Independent Agencies | \$77,171,859.87 | 150,287 | 4,606 |
| NASA | \$83,638,991.32 | 159,691 | 8,233 |
| National Science Foundation | \$2,423,286.62 | 8,037 | 245 |
| National Archives Records Services | \$8,402,041.67 | 17,470 | 266 |
| National Foundation Arts/Humanities | \$927,411.91 | 1,459 | 6 |
| National Labor Relations Board | \$637,698.96 | 3,106 | 89 |
| Navy | \$1,700,620,736.75 | 2,702,346 | 50,436 |
| Nuclear Regulatory Commission | \$2,913,482.55 | 6,422 | 238 |
| Ofc of Personnel Management | \$13,908,149.14 | 22,696 | 356 |
| Railroad Retirement Board | \$318,543.51 | 1,021 | 93 |
| Securities and Exchange Commission | \$1,430,322.00 | 2,353 | 39 |
| Small Business Administration | \$9,266,012.01 | 27,642 | 445 |
| Smithsonian Institution | \$506,800.62 | 1,940 | 176 |
| Social Security Administration | \$50,008,990.77 | 112,022 | 3,820 |
| State Department | \$36,804,752.86 | 66,813 | 1,834 |
| Transportation | \$317,055,109.31 | 815,956 | 34,046 |
| Treasury | \$158,851,001.97 | 531,164 | 20,798 |
| US Courts | \$6,823,787.54 | 27,143 | 1,366 |
| US Information Agency | \$1,618,673.46 | 696 | 259 |
| US Postal Service | \$347,806,715.01 | 1,038,521 | 18,187 |
| Veterans Affairs | \$3,250,220,795.96 | 2,791,537 | 51,369 |

THIS CHART WAS PROVIDED BY THE FEDERAL SUPPLY SERVICE, GSA.
These figures are not included in any other part of the FPR.

FEDERAL PROCUREMENT DATA SYSTEM
TOP 100 FEDERAL CONTRACTORS
 Actions Reported Individually on SF279
 Fiscal Year 2000 Through Fourth Quarter

| | CURRENT YEAR'S DOLLARS (000) | PERCENT OF DOLLARS | PRIOR YEAR'S DOLLARS (000) | PERCENT OF DOLLARS |
|--|---------------------------------------|--------------------------|-------------------------------------|--------------------------|
| TOTAL FEDERAL | 203,508,288 | 100.00 | 183,119,003 | 100.00 |
| TOP 100 SUBTOTAL | 114,733,138 | 56.38 | 94,642,047 | 51.68 |
| 1 LOCKHEED MARTIN CORPORATION | 18,741,963 | 9.21 | 17,503,033 | 9.56 |
| 2 BOEING COMPANY THE INC | 13,701,566 | 6.73 | 13,279,077 | 7.25 |
| 3 RAYTHEON COMPANY INC | 7,148,810 | 3.51 | 7,055,788 | 3.85 |
| 4 GENERAL DYNAMICS CORPORATION | 4,114,821 | 2.02 | 3,878,898 | 2.12 |
| 5 UNIVERSITY OF CALIFORNIA THE | 3,418,012 | 1.68 | 3,202,265 | 1.75 |
| 6 NORTHROP GRUMMAN CORPORATION | 3,290,056 | 1.62 | 3,213,199 | 1.75 |
| 7 LITTON INDUSTRIES INC | 2,941,109 | 1.45 | 2,251,805 | 1.23 |
| 8 TRW INC | 2,935,098 | 1.44 | 2,363,301 | 1.29 |
| 9 BECHTEL GROUP INC | 2,794,716 | 1.37 | 1,346,841 | 0.74 |
| 10 SCIENCE APPLICATIONS INTERNATIONAL CORP | 2,414,540 | 1.19 | 2,058,702 | 1.12 |
| 11 UNITED TECHNOLOGIES CORPORATION | 2,211,566 | 1.09 | 2,485,083 | 1.36 |
| 12 CBS CORPORATION | 2,152,513 | 1.06 | 2,192,981 | 1.20 |
| 13 GENERAL ELECTRIC COMPANY INC | 1,920,696 | 0.94 | 1,633,098 | 0.89 |
| 14 COMPUTER SCIENCES CORPORATION | 1,832,853 | 0.90 | 1,286,263 | 0.70 |
| 15 UNITED SPACE ALLIANCE LLC | 1,609,002 | 0.79 | 1,464,836 | 0.80 |
| 16 AMERISOURCE HEALTH CORPORATION | 1,447,000 | 0.71 | 539,532 | 0.29 |
| 17 HONEYWELL INTERNATIONAL INC | 1,426,557 | 0.70 | 200,674 | 0.11 |
| 18 CARLYLE GROUP THE | 1,380,075 | 0.68 | 1,533,697 | 0.84 |
| 19 MARCONI CORPORATION PLC | 1,340,420 | 0.66 | 0 | 0.00 |
| 20 CALIFORNIA INSTITUTE OF TECHNOLOGY | 1,312,851 | 0.65 | 1,315,374 | 0.72 |
| 21 FLUOR CORPORATION | 1,191,292 | 0.59 | 1,123,540 | 0.61 |
| 22 TEXTRON INC | 1,182,240 | 0.58 | 1,453,136 | 0.79 |
| 23 DYNACORP | 1,046,135 | 0.51 | 649,203 | 0.35 |
| 24 ELECTRONIC DATA SYSTEMS CORPORATION | 1,008,028 | 0.50 | 576,367 | 0.31 |
| 25 AT&T CORPORATION | 857,092 | 0.42 | 666,577 | 0.36 |
| 26 USEC INC | 840,000 | 0.41 | 0 | 0.00 |
| 27 GENERAL MOTORS CORPORATION | 806,552 | 0.40 | 114,384 | 0.06 |
| 28 NEWPORT NEWS SHIPBUILDING INC | 741,565 | 0.36 | 534,684 | 0.29 |
| 29 HALLIBURTON COMPANY (INC) | 734,306 | 0.36 | 788,384 | 0.43 |
| 30 GOVERNMENT OF CANADA | 712,954 | 0.35 | 204,988 | 0.11 |
| 31 BOOZ ALLEN & HAMILTON INC | 703,010 | 0.35 | 627,086 | 0.34 |
| 32 KAISER-HILL COMPANY LLC | 656,000 | 0.32 | 643,872 | 0.35 |
| 33 ITT INDUSTRIES INC | 620,792 | 0.31 | 699,846 | 0.38 |
| 34 BATTELLE MEMORIAL INSTITUTE INC | 608,430 | 0.30 | 624,889 | 0.34 |
| 35 DAY & ZIMMERMANN INCORPORATED | 599,170 | 0.29 | 144,738 | 0.08 |
| 36 MCDERMOTT INTERNATIONAL INC | 576,290 | 0.28 | 398,211 | 0.22 |
| 37 IT GROUP INC THE | 571,109 | 0.28 | 510,795 | 0.28 |
| 38 UT-BATTELLE LLC | 559,034 | 0.27 | 0 | 0.00 |
| 39 HEALTH NET INC | 552,933 | 0.27 | 0 | 0.00 |
| 40 MOTOROLA INC | 527,971 | 0.26 | 452,336 | 0.25 |
| 41 JOHNS HOPKINS UNIVERSITY INC | 522,398 | 0.26 | 550,852 | 0.30 |
| 42 B P AMOCO PLC | 517,360 | 0.25 | 45,882 | 0.03 |
| 43 JACOBS ENGINEERING GROUP INC | 506,054 | 0.25 | 483,766 | 0.26 |
| 44 RENCO GROUP THE INC | 503,487 | 0.25 | 219,441 | 0.12 |
| 45 PHILIPP HOLZMANN AG | 501,150 | 0.25 | 366,100 | 0.20 |
| 46 UNISYS CORPORATION | 489,384 | 0.24 | 584,054 | 0.32 |
| 47 UNIVERSITY OF CHICAGO THE INC | 488,169 | 0.24 | 510,268 | 0.28 |
| 48 ALLIANT TECHSYSTEMS INC | 470,598 | 0.23 | 435,265 | 0.24 |
| 49 LONGBOW LIMITED LIABILITY CORP | 468,097 | 0.23 | 426,406 | 0.23 |
| 50 DELL COMPUTER CORPORATION | 463,531 | 0.23 | 353,419 | 0.19 |

FEDERAL PROCUREMENT DATA SYSTEM
TOP 100 FEDERAL CONTRACTORS
 Actions Reported Individually on SF279
 Fiscal Year 2000 Through Fourth Quarter

| | CURRENT YEAR'S DOLLARS (000) | PERCENT OF DOLLARS | PRIOR YEAR'S DOLLARS (000) | PERCENT OF DOLLARS |
|---------------------------------------|---------------------------------------|--------------------------|-------------------------------------|--------------------------|
| 51 FEDEX CORP | 455,474 | 0.22 | 359,967 | 0.20 |
| 52 AZIMUTH TECHNOLOGIES INC | 451,645 | 0.22 | 220,889 | 0.12 |
| 53 GTSI CORP | 432,991 | 0.21 | 321,104 | 0.18 |
| 54 MAERSK INC | 430,938 | 0.21 | 173,931 | 0.09 |
| 55 ROCKWELL INTERNATIONAL CORPORATION | 429,438 | 0.21 | 358,120 | 0.20 |
| 56 MITRE CORPORATION THE | 427,779 | 0.21 | 437,172 | 0.24 |
| 57 DAIMLER CHRYSLER AG | 425,600 | 0.21 | 109,837 | 0.06 |
| 58 STEWART & STEVENSON SERVICES | 425,250 | 0.21 | 325,813 | 0.18 |
| 59 INTL BUSINESS MACHINE CORPORATION | 414,829 | 0.20 | 642,603 | 0.35 |
| 60 FEDERAL REPUBLIC OF GERMANY | 412,203 | 0.20 | 235,051 | 0.13 |
| 61 BROOKHAVEN SCIENCE ASSOCIATES | 403,921 | 0.20 | 407,922 | 0.22 |
| 62 RAYTHEON LOCKHEED MARTIN JV | 401,877 | 0.20 | 17,960 | 0.01 |
| 63 AFFILIATED COMPUTER SERVICES | 399,247 | 0.20 | 284,520 | 0.16 |
| 64 INSITUFORM EAST INCORPORATED | 395,705 | 0.19 | 3,084 | 0.00 |
| 65 BOEING SIKORSKY COMANCHE TEAM | 384,752 | 0.19 | 295,725 | 0.16 |
| 66 OSHKOSH TRUCK CORPORATION | 375,732 | 0.18 | 253,271 | 0.14 |
| 67 L-3 COMMUNICATIONS HOLDING INC | 368,554 | 0.18 | 238,859 | 0.13 |
| 68 MASSACHUSETTS INST OF TECHNOLOGY | 356,477 | 0.18 | 373,991 | 0.20 |
| 69 HSU DEVELOPMENT CO INC | 352,753 | 0.17 | 2,049 | 0.00 |
| 70 TITAN CORPORATION THE | 350,628 | 0.17 | 186,921 | 0.10 |
| 71 EXXON MOBIL CORPORATION | 340,556 | 0.17 | 209,021 | 0.11 |
| 72 AEROSPACE CORPORATION THE | 339,075 | 0.17 | 372,165 | 0.20 |
| 73 TRIWEST HEALTHCARE ALLIANCE CO | 334,342 | 0.16 | 413,509 | 0.23 |
| 74 AMERICAN MANAGEMENT SYSTEMS INC | 329,123 | 0.16 | 183,490 | 0.10 |
| 75 CACI INTERNATIONAL INC | 321,225 | 0.16 | 197,789 | 0.11 |
| 76 CORDANT TECHNOLOGIES INC | 316,643 | 0.16 | 423,618 | 0.23 |
| 77 KPMG CONSULTING LLC | 314,877 | 0.15 | 232,201 | 0.13 |
| 78 UNION CENTER PLAZA MANAGEMENT | 314,693 | 0.15 | 7 | 0.00 |
| 79 HUGHES ARABIA LIMITED | 308,876 | 0.15 | 176,408 | 0.10 |
| 80 MANTECH INTERNATIONAL CORPORATION | 305,960 | 0.15 | 248,505 | 0.14 |
| 81 Z L STAR INC | 303,163 | 0.15 | 165 | 0.00 |
| 82 UNIVERSITIES RESEARCH ASSOCIATION | 297,147 | 0.15 | 296,281 | 0.16 |
| 83 UNITED STATES MARINE REPAIR INC | 295,681 | 0.15 | 255,773 | 0.14 |
| 84 WASHINGTON GROUP INTERNATIONAL | 281,884 | 0.14 | 0 | 0.00 |
| 85 ARINC INCORPORATED | 278,917 | 0.14 | 220,827 | 0.12 |
| 86 HARRIS CORPORATION | 275,658 | 0.14 | 297,505 | 0.16 |
| 87 CHATTANOOGA HOSPITAL AND MEDICAL | 274,170 | 0.13 | 113,000 | 0.06 |
| 88 JOHNSON CONTROLS INC | 272,468 | 0.13 | 322,514 | 0.18 |
| 89 BELL ATLANTIC CORPORATION | 269,064 | 0.13 | 274,505 | 0.15 |
| 90 BRITISH NUCLEAR FUELS PLC | 268,490 | 0.13 | 192,323 | 0.11 |
| 91 EQUILON ENTERPRISES LLC | 265,050 | 0.13 | 202,933 | 0.11 |
| 92 ROLLS-ROYCE PLC | 263,437 | 0.13 | 202,099 | 0.11 |
| 93 FOSTER WHEELER CORPORATION | 256,467 | 0.13 | 150,018 | 0.08 |
| 94 STANFORD LELAND JUNIOR UNIVERSITY | 252,643 | 0.12 | 257,526 | 0.14 |
| 95 TEXAS INSTRUMENTS INCORPORATED | 244,843 | 0.12 | 183,420 | 0.10 |
| 96 ANTHEM ALLIANCE HEALTH INSURANCE | 243,237 | 0.12 | 519,353 | 0.28 |
| 97 ENGINEERED SUPPORT SYSTEMS INC | 232,670 | 0.11 | 83,124 | 0.05 |
| 98 PROCTOR & GAMBLE COMPANY THE | 228,437 | 0.11 | 211,285 | 0.12 |
| 99 W P P GROUP PLC | 226,516 | 0.11 | 160,958 | 0.09 |
| 100 PROGRESS ENERGY INC | 222,678 | 0.11 | 0 | 0.00 |

FEDERAL PROCUREMENT DATA SYSTEM
TOP 10 FEDERAL CONTRACTORS BY PRODUCT/SERVICE CATEGORY
 Actions Reported Individually on SF279
 Fiscal Year 2000 Through Fourth Quarter

| | Number of Actions | Dollars (000) |
|---|----------------------|------------------|
| I. Research and Development | | |
| Department of Defense | | |
| LOCKHEED MARTIN CORPORATION | 1,140 | 4,072,099 |
| BOEING COMPANY THE INC | 755 | 2,662,179 |
| RAYTHEON COMPANY INC | 653 | 738,232 |
| NORTHROP GRUMMAN CORPORATION | 513 | 681,046 |
| TRW INC | 487 | 565,714 |
| MITRE CORPORATION THE | 74 | 408,323 |
| BOEING SIKORSKY COMANCHE TEAM | 11 | 384,752 |
| MASSACHUSETTS INST OF TECHNOLOGY | 55 | 345,871 |
| SCIENCE APPLICATIONS INTERNATIONAL CORP | 846 | 344,357 |
| UNITED TECHNOLOGIES CORPORATION | 147 | 341,377 |
| Civilian Agencies | | |
| BOEING COMPANY THE INC | 170 | 1,181,066 |
| THE UNIVERSITY OF CALIFORNIA | 108 | 458,584 |
| RAYTHEON COMPANY INC | 55 | 202,303 |
| WESTAT INC | 88 | 126,796 |
| LOCKHEED MARTIN CORPORATION | 139 | 119,976 |
| TRW INC | 57 | 110,216 |
| JOHNS HOPKINS UNIVERSITY INC | 69 | 106,682 |
| SOUTHEASTERN UNIVERSITIES RESEARCH | 14 | 95,254 |
| UNITED TECHNOLOGIES CORPORATION | 73 | 77,938 |
| ASSOCIATION OF UNIVERSITIES FOUNDATION | 11 | 70,641 |
| II. Construction | | |
| Department of Defense | | |
| FEDERAL REPUBLIC OF GERMANY | 889 | 397,403 |
| IT GROUP INC THE | 1,592 | 321,962 |
| PHILIPP HOLZMANN AG | 1,225 | 236,317 |
| HUNT BUILDING CORPORATION | 121 | 140,314 |
| SUNDT COMPANIES THE INC | 49 | 122,826 |
| BECHTEL GROUP INC | 53 | 109,460 |
| HALLIBURTON COMPANY (INC) | 443 | 95,264 |
| CENTENNIAL CONTRACTORS ENTERPRISE | 1,126 | 93,865 |
| WEEKS MARINE INC | 87 | 93,645 |
| GREAT LAKES DREDGE & DOCK CORP | 70 | 87,303 |
| Civilian Agencies | | |
| HSU DEVELOPMENT CO INC | 18 | 352,753 |
| CLARK ENTERPRISES INC | 182 | 207,305 |
| DAY & ZIMMERMANN INCORPORATED | 59 | 197,393 |
| HENSEL PHELPS CONSTRUCTION COMPANY | 29 | 162,962 |
| STONE & WEBSTER INCORPORATED | 1 | 140,700 |
| GEC ASSOCIATES INC | 64 | 136,562 |
| DICK P J INCORPORATED | 2 | 129,277 |
| HALLIBURTON COMPANY (INC) | 252 | 100,120 |
| PHILIPP HOLZMANN AG | 109 | 83,462 |
| GHI HOLDINGS INC | 8 | 75,590 |

FEDERAL PROCUREMENT DATA SYSTEM
TOP 10 FEDERAL CONTRACTORS BY PRODUCT/SERVICE CATEGORY
 Actions Reported Individually on SF279
 Fiscal Year 2000 Through Fourth Quarter

| | Number of Actions | Dollars (000) |
|---|----------------------|------------------|
| III. Supplies and Equipment | | |
| Department of Defense | | |
| LOCKHEED MARTIN CORPORATION | 1,983 | 8,287,751 |
| BOEING COMPANY THE INC | 2,117 | 7,949,797 |
| RAYTHEON COMPANY INC | 1,953 | 3,890,130 |
| GENERAL DYNAMICS CORPORATION | 1,528 | 2,726,982 |
| LITTON INDUSTRIES INC | 1,119 | 2,129,373 |
| UNITED TECHNOLOGIES CORPORATION | 1,733 | 1,595,381 |
| GENERAL ELECTRIC COMPANY INC | 1,606 | 1,463,951 |
| NORTHROP GRUMMAN CORPORATION | 1,055 | 1,092,094 |
| TEXTRON INC | 505 | 1,091,541 |
| HONEYWELL INTERNATIONAL INC | 1,799 | 656,427 |
| Civilian Agencies | | |
| AMERISOURCE HEALTH CORPORATION | 376 | 1,406,199 |
| USEC INC | 3 | 840,000 |
| LOCKHEED MARTIN CORPORATION | 47 | 410,408 |
| MCDERMOTT INTERNATIONAL INC | 85 | 353,314 |
| DAIMLERCHRYSLER AG | 2,546 | 340,009 |
| UNION CENTER PLAZA MANAGEMENT | 1 | 314,640 |
| CORDANT TECHNOLOGIES INC | 8 | 306,100 |
| Z L STAR INC | 3 | 303,163 |
| GENERAL ELECTRIC COMPANY INC | 152 | 270,544 |
| BOEING COMPANY THE INC | 33 | 241,813 |
| IV. ADP Services and Equipment | | |
| Department of Defense | | |
| SCIENCE APPLICATIONS INTERNATIONAL CORP | 682 | 457,458 |
| NORTHROP GRUMMAN CORPORATION | 898 | 425,232 |
| COMPUTER SCIENCES CORPORATION | 616 | 416,388 |
| LOCKHEED MARTIN CORPORATION | 684 | 407,879 |
| GENERAL DYNAMICS CORPORATION | 564 | 403,442 |
| DELL COMPUTER CORPORATION | 2,215 | 296,095 |
| GTSI CORP | 1,918 | 284,400 |
| LITTON INDUSTRIES INC | 867 | 278,132 |
| ELECTRONIC DATA SYSTEMS CORPORATION | 331 | 255,342 |
| AT&T CORP | 1,051 | 207,925 |
| Civilian Agencies | | |
| LOCKHEED MARTIN CORPORATION | 567 | 911,945 |
| ELECTRONIC DATA SYSTEMS CORPORATION | 318 | 667,547 |
| COMPUTER SCIENCES CORPORATION | 597 | 575,386 |
| GENERAL MOTORS CORPORATION | 2 | 491,226 |
| SCIENCE APPLICATIONS INTERNATIONAL CORP | 855 | 474,020 |
| TRW INC | 715 | 304,425 |
| INTERNATIONAL BUSINESS MACHINE CORP | 3,381 | 295,202 |
| UNISYS COPORATION | 1,220 | 285,787 |
| BOOZ ALLEN & HAMILTON INC | 381 | 189,740 |
| NORTHROP GRUMMAN CORPORATION | 775 | 179,713 |

FEDERAL PROCUREMENT DATA SYSTEM
TOP 10 FEDERAL CONTRACTORS BY PRODUCT/SERVICE CATEGORY
 Actions Reported Individually on SF279
 Fiscal Year 2000 Through Fourth Quarter

| | Number of Actions | Dollars (000) |
|---|----------------------|------------------|
| V. Architect and Engineering | | |
| Department of Defense | | |
| GENERAL DYNAMICS CORPORATION | 27 | 111,543 |
| CH2M HILL COMPANIES LTD (INC) | 476 | 99,855 |
| URS CORPORATION | 682 | 92,932 |
| PARSONS CORPORATION THE | 310 | 87,057 |
| JOHNS HOPKINS UNIVERSITY INC | 87 | 83,013 |
| MONTGOMERY WATSON INC | 202 | 74,462 |
| TETRA TECH INC | 736 | 68,686 |
| SCIENCE APPLICATIONS INTERNATIONAL CORP | 247 | 66,068 |
| TYCO INTERNATIONAL LTD | 291 | 60,976 |
| VSE CORPORATION | 48 | 34,012 |
| | | |
| Civilian Agencies | | |
| BALFOUR BEATTY PLC | 61 | 88,031 |
| PHILIPP HOLZMANN AG | 8 | 69,158 |
| FOSTER WHEELER CORPORATION | 9 | 52,713 |
| URS CORPORATION | 369 | 42,618 |
| HARBERT BILL INTERNATIONAL CO | 6 | 39,460 |
| CADDELL CONSTRUCTION CO INC | 1 | 30,211 |
| CAMP DRESSER & MC KEE INC | 85 | 30,179 |
| JACOBS ENGINEERING GROUP INC | 119 | 28,555 |
| IT GROUP INC THE | 10 | 26,680 |
| WHITING-TURNER CONTRACTING COMPANY | 24 | 26,481 |
| | | |
| VI. Other Services | | |
| Department of Defense | | |
| LOCKHEED MARTIN CORPORATION | 2,071 | 2,346,725 |
| RAYTHEON COMPANY INC | 2,370 | 1,748,108 |
| BOEING COMPANY THE INC | 711 | 1,184,192 |
| TRW INC | 461 | 1,174,893 |
| SCIENCE APPLICATIONS INTERNATIONAL CORP | 1,675 | 648,082 |
| DYNCORP | 575 | 645,474 |
| NORTHROP GRUMMAN CORPORATION | 923 | 553,958 |
| HEALTH NET INC | 64 | 550,668 |
| BECHTEL GROUP INC | 39 | 534,815 |
| GENERAL DYNAMICS CORPORATION | 967 | 528,434 |
| | | |
| Civilian Agencies | | |
| THE UNIVERSITY OF CALIFORNIA | 82 | 2,940,184 |
| LOCKHEED MARTIN CORPORATION | 199 | 2,155,914 |
| BECHTEL GROUP INC | 68 | 2,047,721 |
| UNITED SPACE ALLIANCE LLC | 11 | 1,609,002 |
| CBS CORPORATION | 34 | 1,530,235 |
| CALIFORNIA INSTITUTE OF TECHNOLOGY | 21 | 1,291,284 |
| FLUOR CORP | 31 | 1,171,646 |
| KAISER-HILL COMPANY LLC | 28 | 656,000 |
| UT-BATTELLE LLC | 10 | 559,034 |
| TRW INC | 108 | 494,280 |