

UNWANTED!

EMERALD ASH BORER



Emerald Ash Borer



Healthy ash tree

The borer prefers white, green, blue and black ash, but not mountain ash.



Sick ash trees



Adults emerge leaving D-shaped exit holes




Larvae feed under bark, creating S-shaped galleries



S-shaped galleries



Larvae overwinter under bark




Adult (1/2 inch)



Larva (1/2 inch)

Actual size



Ash bark



Ash leaf




White ash seeds

Other insects that are mistaken for emerald ash borer:



Banded Ash Borer



Japanese Beetle



Six-spotted Tiger Beetle

If seen, call the Michigan Department of Agriculture EAB hotline:

1-866-325-0023

www.emeraldashborer.info

Produced by:

Michigan State University Extension
Michigan Department of Natural Resources
USDA Forest Service
Michigan Agricultural Experiment Station


MSU is an affirmative-action, equal-opportunity institution.

E-3004, New, August 2003

UNWANTED! EMERALD ASH BORER



Emerald
Ash Borer



If seen, call the
Michigan Department of Agriculture EAB Hotline:
1-866-325-0023
www.emeraldashborer.info

Produced by:
Michigan State University Extension
Michigan Department of Natural Resources
OSU Forest Services
Michigan Agricultural Experiment Station