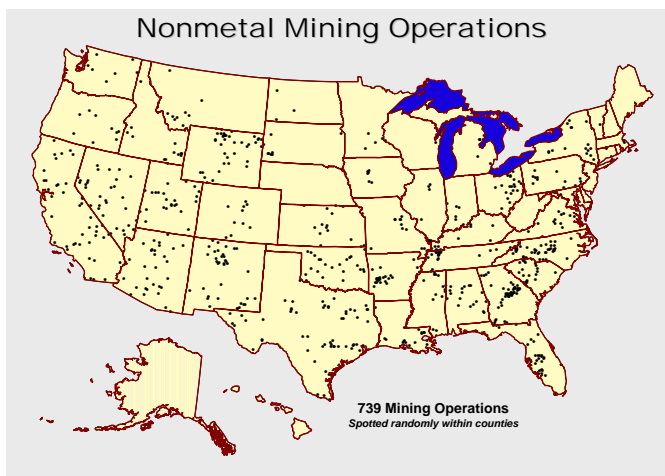


## Mining Operations

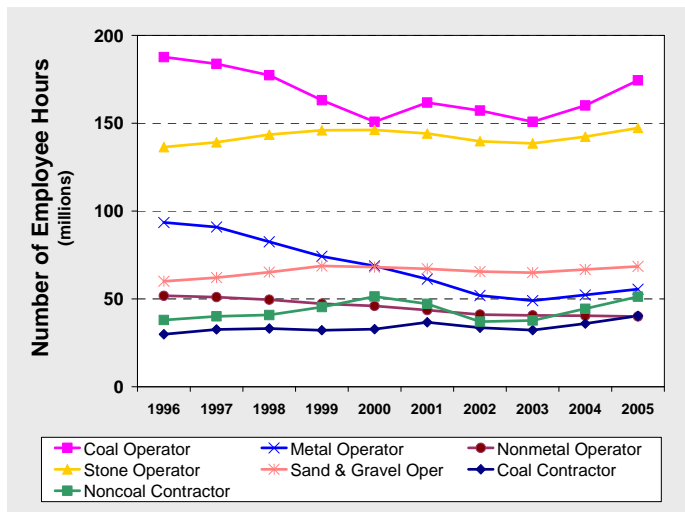
In 2005, a total of 739 nonmetal mining operations reported employment to the Mine Safety and Health Administration (MSHA). These mines (e.g., potash, gypsum, salt) comprised 5.0% of all operations.

- Mines producing common clay comprised 26.9% (n=199) of all nonmetal mining operations.
- Nonmetal mining operations were located in all states and territories except Alaska, Delaware, Hawaii, Maine, New Hampshire, Rhode Island, Puerto Rico, and the Virgin Islands.



## Employees

A total of 19,678 employees,<sup>1</sup> corresponding to 20,014 full-time equivalent (FTE)<sup>2</sup> employees, were reported to MSHA by nonmetal mine operators in 2005.



- Within the mining sectors,<sup>3</sup> nonmetal mine operator employees accounted for 6.9% of all employee hours reported.
- Employee hours were reported at underground (11.9%) and surface (88.1%) work locations.<sup>4</sup>

## Fatalities

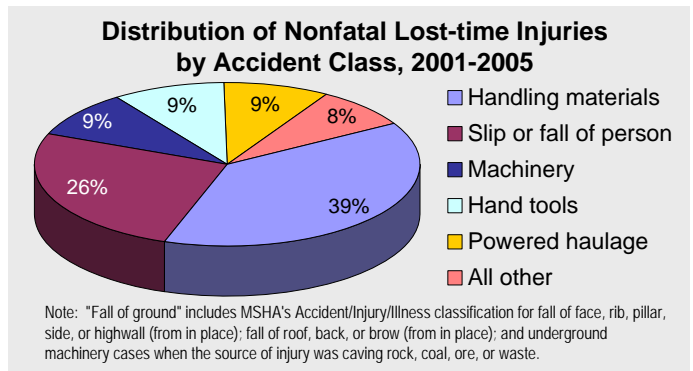
There were four occupational fatalities in nonmetal mines in 2005, compared to one fatality in 2004.

- The nonmetal operator fatality rate was 20.0 per 100,000 FTE employees.

## Nonfatal Lost-time Injuries

There were 509 nonfatal lost-time injuries (80 at underground and 429 at surface work locations) among nonmetal operator employees occurring at a rate of 2.5 injuries per 100 FTE employees. A total of 24,555 days lost<sup>5</sup> from work resulted from these injuries.

- The underground nonfatal lost-time injury rate was greater than the surface injury rate (3.3 vs. 2.4 per 100 FTE workers).
- In 2005, the most frequent classification of nonfatal lost-time injuries involved handling materials (n=195; 38.3%).
- Sprains and strains were the most frequently reported nature of injury (n=232; 45.6%).
- The back was the most frequently reported body part injured (n=89; 17.5%) and accounted for 3,978 days lost from work.



## Mining Characteristics, 2005

Commodity and Type of Employer	No. of Mines	No. of Companies	No. of Employees <sup>1</sup>	No. of FTE Employees <sup>2</sup>	Fatality Rate	Nonfatal Lost-time Injury Rate
Coal Operator	2,063	--	78,281	87,184	19.5	3.5
Metal Operator	263	--	26,442	27,773	18.0	2.4
<b>Nonmetal Operator</b>	<b>739</b>	<b>--</b>	<b>19,678</b>	<b>20,014</b>	<b>20.0</b>	<b>2.5</b>
Stone Operator	4,490	--	69,759	73,650	20.4	3.1
Sand and Gravel Operator	7,111	--	37,705	34,258	26.3	2.5
<b>Operator Total</b>	<b>14,666</b>	<b>--</b>	<b>231,865</b>	<b>242,879</b>	<b>20.6</b>	<b>3.0</b>
Coal Contractor	--	2,503	32,639	20,136	24.8	2.7
Noncoal Contractor	--	4,297	46,623	25,590	7.8	1.6
<b>Contractor Total</b>	<b>--</b>	<b>6,800</b>	<b>79,262</b>	<b>45,726</b>	<b>15.3</b>	<b>2.1</b>
<b>TOTAL</b>			<b>311,127</b>	<b>288,605</b>	<b>19.8</b>	<b>2.9</b>

Fatality rates were computed per 100,000 FTE employees. Nonfatal lost-time injury rates were computed per 100 FTE employees.

**Data source:** Publicly released files of employment and accident/injury/illness data collected by MSHA under 30 CFR 50.

**Notes:** All analyses exclude office employees, except for the total number of mining operations. Analyses of fatalities exclude all individuals under 17 years of age and all individuals who were not classified as employees of a mining operator or mining contractor. Further statistical methodology is available on the NIOSH Internet [<http://www.cdc.gov/niosh/mining/statistics/method.htm>].

<sup>1</sup>Number of employees is the average number of persons working at individual establishments during calendar quarters of active operations.

<sup>2</sup>Full-time equivalent employees were computed using reported employee hours (2,000 hours = 1 FTE).

<sup>3</sup>Mining sectors: coal operators, metal operators, nonmetal operators, stone operators, sand and gravel operators, coal contractors, and noncoal contractors.

<sup>4</sup>Surface work locations include surface operations at underground mines (surface shops and yards, tippie physically located at the mine site), surface operations (strip or open pit mines including associated shops and yards), dredge (mining operations conducted from a platform floating on water), other surface operations (brine pumping, etc.), independent shops and yards not associated with a specific mine, and mill or preparation plant.

<sup>5</sup>Includes actual days away from work and/or days of restricted work activity. For permanently disabling injuries only, statutory days charged by MSHA were used if they exceeded the total lost workdays.

To receive NIOSH documents or for more information about occupational safety and health topics, contact NIOSH at  
**1-800-CDC-INFO** (1-800-232-4636)  
 1-888-232-6348 (TTY)  
 e-mail: [cdcinfo@cdc.gov](mailto:cdcinfo@cdc.gov)  
 or visit the NIOSH Web site at <http://www.cdc.gov/niosh>

**DHHS (NIOSH) Publication No. 2008-152**

**SAFER • HEALTHIER • PEOPLE™**