

**OFFENDERS IN NEW JERSEY CORRECTIONAL INSTITUTIONS
ON JANUARY 11, 2005, BY TOTAL TERM AT ADMISSION**

Total term at admission is the total maximum term imposed for each offender at the time of commitment from the community or from parole. This includes the aggregate term for those admitted with multiple sentences. Additional sentences received following initial admission are not reflected or included in the data.

OFFENDERS IN NEW JERSEY CORRECTIONAL INSTITUTIONS ON JANUARY 11, 2005, BY TOTAL TERM AT ADMISSION

Total Term	Total		Prison Males		Youth Complex		ADTC		Edna Mahan		Other Facilities	
	#	%	#	%	#	%	#	%	#	%	#	%
TOTAL OFFENDERS	26,239	100%	16,901	100%	4,324	100%	674	100%	1,138	100%	3,202	100%
1-2 Years	443	2%	289	2%	73	2%	3	0%	13	1%	65	2%
3 Years	4,052	15%	2,032	12%	1,129	26%	19	3%	276	24%	596	19%
4 Years	3,681	14%	2,117	13%	782	18%	29	4%	205	18%	548	17%
5 Years	4,770	18%	2,848	17%	948	22%	46	7%	188	17%	740	23%
6 Years	1,184	5%	694	4%	232	5%	31	5%	46	4%	181	6%
7 Years	2,051	8%	1,257	7%	346	8%	79	12%	92	8%	277	9%
8-9 Years	1,508	6%	1,035	6%	218	5%	37	5%	42	4%	176	5%
10 Years	1,784	7%	1,223	7%	244	6%	108	16%	61	5%	148	5%
11-14 Years	944	4%	664	4%	125	3%	64	9%	33	3%	58	2%
15 Years	809	3%	620	4%	59	1%	57	8%	24	2%	49	2%
16-20 Years	1,270	5%	997	6%	86	2%	76	11%	34	3%	77	2%
20+ Years	2,247	9%	1,948	12%	70	2%	114	17%	59	5%	56	2%
Life	1,105	4%	1,068	6%	5	0%	3	0%	23	2%	6	0%
Capital	11	0%	11	0%	0	0%	0	0%	0	0%	0	0%
Not Coded	380	1%	98	1%	7	0%	8	1%	42	4%	225	7%

Among New Jersey Adult Correctional Offenders:

- The median term for adult offenders is 5 years.
- Forty-nine percent (49%) are serving terms of 1 -5 years.
- Nineteen percent (19%) are serving terms of 6-9 years.
- Thirty-three percent (33%) are serving terms of 10 years or more, which includes 1,105 offenders serving life and 11 capital sentences.

Prison Complex Offenders on January 11, 2005, By Total Term At Admission

Institution	Total	1-2 Years	3 Years	4 Years	5 Years	6 Years	7 Years	8-9 Years	10 Years	11-14 Years	15 Years	16-20 Years	20+ Years	Life	Capital	Not Coded
Bayside Main	1,217 100%	22 2%	167 14%	207 17%	277 23%	57 5%	103 8%	106 9%	86 7%	50 4%	29 2%	39 3%	53 4%	19 2%	0 0%	2 0%
Bayside Farm	679 100%	12 2%	106 16%	118 17%	138 20%	24 4%	51 8%	38 6%	58 9%	19 3%	18 3%	50 7%	47 7%	0 0%	0 0%	0 0%
Bayside Ancora	371 100%	12 3%	111 30%	98 26%	76 20%	15 4%	21 6%	20 5%	8 2%	3 1%	4 1%	1 0%	2 1%	0 0%	0 0%	0 0%
Bayside Total	2,267 100%	46 2%	384 17%	423 19%	491 22%	96 4%	175 8%	164 7%	152 7%	72 3%	51 2%	90 4%	102 4%	19 1%	0 0%	2 0%
CRAF Jones Farm	235 100%	13 6%	100 43%	60 26%	44 19%	5 2%	9 4%	2 1%	1 0%	0 0%	0 0%	0 0%	0 0%	0 0%	0 0%	1 0%
CRAF Reception	867 100%	33 4%	199 23%	139 16%	159 18%	35 4%	62 7%	49 6%	40 5%	26 3%	14 2%	27 3%	20 2%	4 0%	0 0%	60 7%
CRAF Total	1,102 100%	46 4%	299 27%	199 18%	203 18%	40 4%	71 6%	51 5%	41 4%	26 2%	14 1%	27 2%	20 2%	4 0%	0 0%	61 6%
East Jersey Main	1,364 100%	11 1%	33 2%	33 2%	87 6%	19 1%	52 4%	50 4%	108 8%	113 8%	113 8%	180 13%	401 29%	160 12%	0 0%	4 0%
East Jersey Camp	123 100%	4 3%	21 17%	21 17%	18 15%	5 4%	11 9%	7 6%	9 7%	5 4%	8 7%	7 6%	7 6%	0 0%	0 0%	0 0%
East Jersey Marlboro	1 100%	0 0%	0 0%	1 100%	0 0%	0 0%	0 0%	0 0%	0 0%	0 0%	0 0%	0 0%	0 0%	0 0%	0 0%	0 0%
East Jersey Ad Seg	442 100%	6 1%	59 13%	50 11%	75 17%	31 7%	32 7%	24 5%	44 10%	14 3%	18 4%	32 7%	39 9%	18 4%	0 0%	0 0%
East Jersey Total	1,930 100%	21 1%	113 6%	105 5%	180 9%	55 3%	95 5%	81 4%	161 8%	132 7%	139 7%	219 11%	447 23%	178 9%	0 0%	4 0%

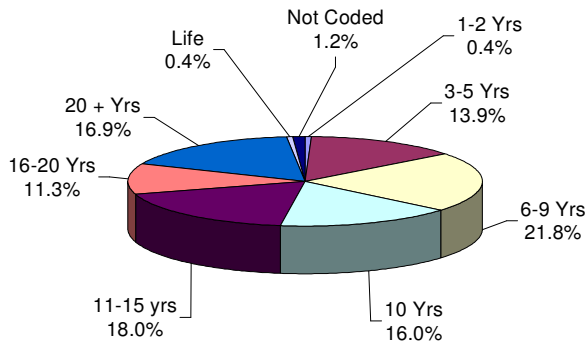
Prison Complex Offenders on January 11, 2005, By Total Term At Admission

Institution	Total	1-2 Years	3 Years	4 Years	5 Years	6 Years	7 Years	8-9 Years	10 Years	11-14 Years	15 Years	16-20 Years	20+ Years	Life	Capital	Not Coded
Midstate	645 100%	30 5%	130 20%	127 20%	159 25%	29 4%	61 9%	43 7%	27 4%	8 1%	9 1%	13 2%	8 1%	0 0%	0 0%	1 0%
NJ State Prison Ad Seg Female	32 100%	4 13%	11 34%	6 19%	3 9%	1 3%	3 9%	0 0%	1 3%	0 0%	0 0%	2 6%	0 0%	0 0%	1 3%	0 0%
NJ State Prison Main	1,902 100%	12 1%	57 3%	55 3%	103 5%	14 1%	36 2%	31 2%	58 3%	30 2%	24 1%	57 3%	664 35%	729 38%	11 1%	21 1%
NJ State Prison Total	1,934 100%	16 1%	68 4%	61 3%	106 5%	15 1%	39 2%	31 2%	59 3%	30 2%	24 1%	59 3%	664 34%	730 38%	11 1%	21 1%
Northern Main	2,113 100%	20 1%	213 10%	220 10%	363 17%	93 4%	196 9%	153 7%	213 10%	106 5%	105 5%	188 9%	209 10%	32 2%	0 0%	2 0%
Northern Ad Seg Male	526 100%	5 1%	57 11%	56 11%	81 15%	21 4%	43 8%	45 9%	46 9%	20 4%	17 3%	45 9%	67 13%	22 4%	0 0%	1 0%
Northern Total	2,639 100%	25 1%	270 10%	276 10%	444 17%	114 4%	239 9%	198 8%	259 10%	126 5%	122 5%	233 9%	276 10%	54 2%	0 0%	3 0%
Riverfront	1,024 100%	6 1%	80 8%	108 11%	177 17%	66 6%	92 9%	89 9%	110 11%	64 6%	45 4%	55 5%	108 11%	21 2%	0 0%	3 0%
Southern	1,936 100%	44 2%	313 16%	353 18%	470 24%	133 7%	208 11%	135 7%	122 6%	31 2%	35 2%	46 2%	37 2%	8 0%	0 0%	1 0%
South Woods	3,424 100%	55 2%	375 11%	465 14%	618 18%	146 4%	277 8%	243 7%	292 9%	175 5%	181 5%	255 7%	286 8%	54 2%	0 0%	2 0%
SUBTOTAL PRISON MALES	16,901 100%	289 2%	2,032 12%	2,117 13%	2,848 17%	694 4%	1,257 7%	1,035 6%	1,223 7%	664 4%	620 4%	997 6%	1,948 12%	1,067 6%	12 0%	98 1%

Prison Complex Offenders on January 11, 2005, By Total Term At Admission

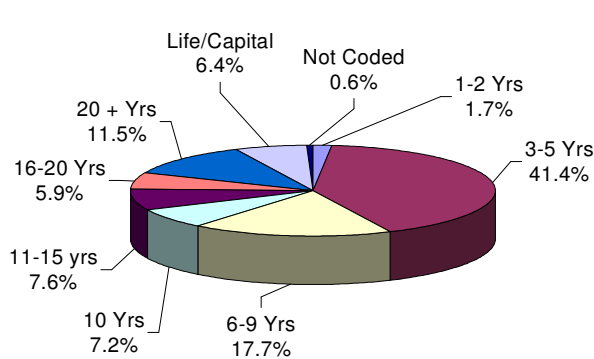
Institution	Total	1-2 Years	3 Years	4 Years	5 Years	6 Years	7 Years	8-9 Years	10 Years	11-14 Years	15 Years	16-20 Years	20+ Years	Life	Capital	Not Coded
ADTC	674	3	19	29	46	31	79	37	108	64	57	76	114	3	0	8
	100%	0%	3%	4%	7%	5%	12%	5%	16%	9%	8%	11%	17%	0%	0%	1%
SUBTOTAL	17,575	292	2,051	2,146	2,894	725	1,336	1,072	1,331	728	677	1,073	2,062	1,070	12	106
	100%	2%	12%	12%	16%	4%	8%	6%	8%	4%	4%	6%	12%	6%	0%	1%
Mahan - Female Prison	1,138	13	276	205	188	46	92	42	61	33	24	34	59	23	0	42
	100%	1%	24%	18%	17%	4%	8%	4%	5%	3%	2%	3%	5%	2%	0%	4%
Total Prison Complex	18,713	305	2,327	2,351	3,082	771	1,428	1,114	1,392	761	701	1,107	2,121	1,093	12	148
	100%	2%	12%	13%	16%	4%	8%	6%	7%	4%	4%	6%	11%	6%	0%	1%

ADTC



The median term at ADTC is 10 years.

PRISON MALES

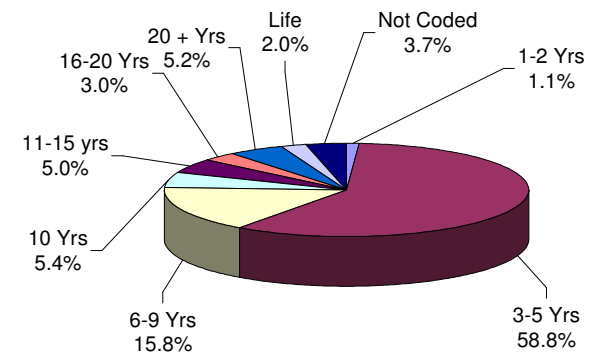


The median term for prison males is 7 years.

Twenty-four percent (24%) of all prison males are serving sentences of 16 years or more.

Seventy-seven percent (77%) of all offenders at New Jersey State Prison are serving sentences of 16 years or more, with 730 life sentences and 11 capital cases.

FEMALE FACILITIES



The median term at Edna Mahan is 5 years.

Sixty percent (60%) of the female offenders at Edna Mahan Correctional Facility for Women are serving sentences of 5 years or less.

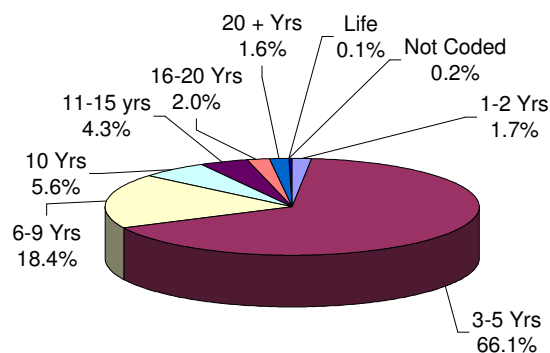
Youth Complex Offenders on January 11, 2005, By Total Term At Admission

Institution	Total	1-2 Years	3 Years	4 Years	5 Years	6 Years	7 Years	8-9 Years	10 Years	11-14 Years	15 Years	16-20 Years	20+ Years	Life	Capital	Not Coded
Garden State	1,709	28	346	305	359	109	132	95	109	64	40	58	58	5	0	1
	100%	2%	20%	18%	21%	6%	8%	6%	6%	4%	2%	3%	3%	0%	0%	0%
Mountainview Main	1,150	26	387	252	285	51	79	40	17	5	0	2	4	0	0	2
	100%	2%	34%	22%	25%	4%	7%	3%	1%	0%	0%	0%	0%	0%	0%	0%
Mountainview Stokes	109	0	44	19	30	3	8	0	4	0	1	0	0	0	0	0
	100%	0%	40%	17%	28%	3%	7%	0%	4%	0%	1%	0%	0%	0%	0%	0%
Mountainview Total	1,259	26	431	271	315	54	87	40	21	5	1	2	4	0	0	2
	100%	2%	34%	22%	25%	4%	7%	3%	2%	0%	0%	2%	4%	0%	0%	0%
Wagner Main	1,022	14	223	142	216	61	107	73	96	49	15	18	6	0	0	2
	100%	1%	22%	14%	21%	6%	10%	7%	9%	5%	1%	2%	1%	0%	0%	0%
Wagner Ad Seg	224	3	57	46	43	7	19	10	18	7	3	8	2	0	0	1
	100%	1%	25%	21%	19%	3%	8%	4%	8%	3%	1%	4%	1%	0%	0%	0%
Wagner Adult Boot Camp	110	2	72	18	15	1	1	0	0	0	0	0	0	0	0	1
	100%	2%	65%	16%	14%	1%	1%	0%	0%	0%	0%	0%	0%	0%	0%	1%
Wagner Total	1,356	19	352	206	274	69	127	83	114	56	18	26	8	0	0	4
	100%	1%	26%	15%	20%	5%	9%	6%	8%	4%	1%	2%	1%	0%	0%	0%
Total Youth	4,324	73	1,129	782	948	232	346	218	244	125	59	86	70	5	0	7
	100%	2%	26%	18%	22%	5%	8%	5%	6%	3%	1%	2%	2%	0%	0%	0%

Offenders In Other Facilities on January 11, 2005, By Total Term At Admission

Institution	Total	1-2 Years	3 Years	4 Years	5 Years	6 Years	7 Years	8-9 Years	10 Years	11-14 Years	15 Years	16-20 Years	20+ Years	Life	Capital	Not Coded
Central Medical	19 100%	3 16%	3 16%	0 0%	1 5%	1 5%	1 5%	0 0%	2 11%	1 5%	0 0%	2 11%	3 16%	2 11%	0 0%	0 0%
County Jail	523 100%	20 4%	99 19%	52 10%	54 10%	13 2%	18 3%	11 2%	7 1%	7 1%	8 2%	9 2%	2 0%	0 0%	0 0%	223 43%
EM/HC	32 100%	0 0%	11 34%	5 16%	11 34%	0 0%	3 9%	2 6%	0 0%	0 0%	0 0%	0 0%	0 0%	0 0%	0 0%	0 0%
Halfway House	2,628 100%	42 2%	483 18%	491 19%	674 26%	167 6%	255 10%	163 6%	139 5%	50 2%	41 2%	66 3%	51 2%	4 0%	0 0%	2 0%
Total Other Facilities	3,202 100%	65 2%	596 19%	548 17%	740 23%	181 6%	277 9%	176 5%	148 5%	58 2%	49 2%	77 2%	56 2%	6 0%	0 0%	225 7%

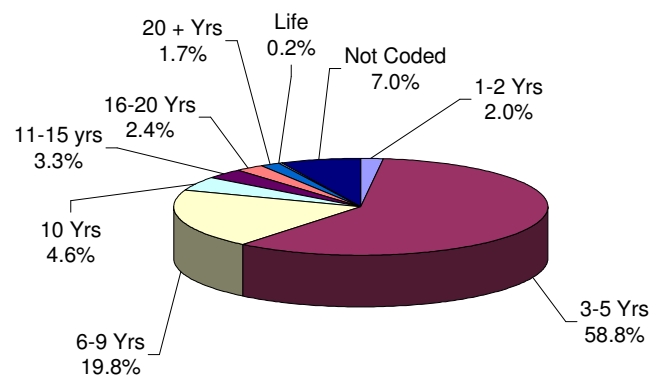
YOUTH COMPLEX



The median youth complex term is 5 years.

Five (5) youth complex offenders are serving life sentences.

OFFENDERS IN OTHER FACILITIES



The median term for offenders housed in 'other facilities' is 5 years.

Sixty-one percent (61%) of offenders housed in 'other facilities' are serving terms of 5 years or less.