

**OFFENDERS IN NEW JERSEY CORRECTIONAL INSTITUTIONS
ON JANUARY 8, 2001, BY MANDATORY MINIMUM TERM**

In New Jersey, since 1979, the courts have utilized mandatory minimum sentences. This means that an offender must serve the entire minimum sentence before being eligible for parole consideration. Mandatory minimum terms are not reduced by earned credits (commutation, minimum security or work).

OFFENDERS IN CORRECTIONAL INSTITUTIONS ON JANUARY 8, 2001, BY MANDATORY MINIMUM TERM

Mandatory Minimum Term	Total		Prison Males		Youth Complex		ADTC		Edna Mahan		Other Facilities	
	#	%	#	%	#	%	#	%	#	%	#	%
TOTAL OFFENDERS	16,403	100%	10,215	100%	2,810	100%	267	100%	464	100%	2,647	100%
<18 Months	1,485	9%	527	5%	482	17%	1	0%	71	15%	404	15%
18 Months	966	6%	426	4%	249	9%	0	0%	19	4%	272	10%
2 Years	2,519	15%	1368	13%	436	16%	2	1%	76	16%	637	24%
3 Years	2,994	18%	1628	16%	590	21%	8	3%	86	19%	682	26%
4 Years	1,332	8%	834	8%	260	9%	15	6%	37	8%	186	7%
5 Years	1,626	10%	1098	11%	233	8%	87	33%	30	6%	178	7%
6-9 Years	1,951	12%	1286	13%	331	12%	45	17%	59	13%	230	9%
10 Years	716	4%	572	6%	56	2%	47	18%	16	3%	25	1%
11-14 Years	536	3%	424	4%	67	2%	11	4%	17	4%	17	1%
15 Years	432	3%	361	4%	29	1%	27	10%	11	2%	4	0%
16-19 Years	224	1%	189	2%	20	1%	4	1%	5	1%	6	0%
20-24 Years	258	2%	234	2%	12	0%	7	3%	2	0%	3	0%
25-29 Years	238	1%	224	2%	3	0%	8	3%	3	1%	0	0%
30 Years	670	4%	609	6%	32	1%	3	1%	24	5%	2	0%
30+ Years	456	3%	435	4%	10	0%	2	1%	8	2%	1	0%

- Fifty- seven percent (57%) of all adult offenders have mandatory minimum terms (16,403 out of 28,622).
- The median mandatory minimum term is 3 years 6 months.
- Fourteen percent (14%) of those with mandatory minimum terms have mandatory minimum terms of 15 years or more.

Prison Complex Offenders on January 8, 2001, By Mandatory Minimum Term

Institution	Total	< 18 Months	18 Months	2 Years	3 Years	4 Years	5 Years	6-9 Years	10 Years	11-14 Years	15 Years	16-19 Years	20-24 Years	25-29 Years	30 Years	30+ Years
Bayside Main	763 100%	51 7%	42 6%	149 20%	201 26%	80 10%	88 12%	82 11%	24 3%	16 2%	14 2%	5 1%	3 0%	4 1%	2 0%	2 0%
Bayside Farm	376 100%	24 6%	26 7%	84 22%	57 15%	21 6%	42 11%	59 16%	34 9%	9 2%	11 3%	1 0%	2 1%	3 1%	1 0%	2 1%
Bayside Ancora	147 100%	29 20%	24 16%	50 34%	27 18%	8 5%	3 2%	6 4%	0 0%	0 0%	0 0%	0 0%	0 0%	0 0%	0 0%	0 0%
Bayside Total	1,286 100%	104 8%	92 7%	283 22%	285 22%	109 8%	133 10%	147 11%	58 5%	25 2%	25 2%	6 0%	5 0%	7 1%	3 0%	4 0%
CRAF Jones Farm	99 100%	37 37%	20 20%	26 26%	10 10%	0 0%	0 0%	6 6%	0 0%	0 0%	0 0%	0 0%	0 0%	0 0%	0 0%	0 0%
CRAF Reception	376 100%	83 22%	40 11%	66 18%	75 20%	32 9%	29 8%	36 10%	4 1%	5 1%	2 1%	2 1%	0 0%	0 0%	1 0%	1 0%
CRAF Total	475 100%	120 25%	60 13%	92 19%	85 18%	32 7%	29 6%	42 9%	4 1%	5 1%	2 0%	2 0%	0 0%	0 0%	1 0%	1 0%
East Jersey Main	1,009 100%	5 0%	8 1%	32 3%	52 5%	42 4%	95 9%	122 12%	113 11%	115 11%	93 9%	44 4%	58 6%	62 6%	126 12%	42 4%
East Jersey Camp	79 100%	8 10%	1 1%	16 20%	8 10%	0 0%	8 10%	20 25%	8 10%	5 6%	3 4%	1 1%	1 1%	0 0%	0 0%	0 0%
East Jersey Marlboro	77 100%	5 6%	5 6%	13 17%	8 10%	12 16%	9 12%	16 21%	4 5%	2 3%	1 1%	1 1%	1 1%	0 0%	0 0%	0 0%
East Jersey Ad Seg	206 100%	13 6%	9 4%	28 14%	20 10%	23 11%	18 9%	24 12%	17 8%	10 5%	10 5%	4 2%	6 3%	2 1%	16 8%	6 3%
East Jersey Total	1,371 100%	31 2%	23 2%	89 6%	88 6%	77 6%	130 9%	182 13%	142 10%	132 10%	107 8%	50 4%	66 5%	64 5%	142 10%	48 4%

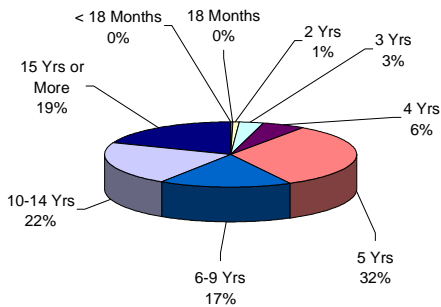
Prison Complex Offenders on January 8, 2001, By Mandatory Minimum Term

Institution	Total	< 18 Months	18 Months	2 Years	3 Years	4 Years	5 Years	6-9 Years	10 Years	11-14 Years	15 Years	16-19 Years	20-24 Years	25-29 Years	30 Years	30+ Years
Midstate	237 100%	32 14%	19 8%	63 27%	75 32%	18 8%	13 5%	13 5%	1 0%	1 0%	2 1%	0 0%	0 0%	0 0%	0 0%	0 0%
NJ State Prison Ad Seg Female	8 100%	0 0%	0 0%	1 0%	3 0%	0 0%	0 0%	1 0%	0 0%	1 0%	1 0%	0 0%	1 0%	0 0%	0 0%	0 0%
NJ State Prison Main	1,470 100%	12 1%	14 1%	37 3%	44 3%	33 2%	47 3%	66 4%	49 3%	41 3%	79 5%	56 4%	06 7%	124 8%	412 28%	350 24%
NJ State Prison Total	1,478 100%	12 1%	14 1%	38 3%	47 3%	33 2%	47 3%	67 5%	49 3%	42 3%	80 5%	56 4%	107 7%	124 8%	412 28%	350 24%
Northern Main	1,479 100%	52 4%	53 4%	189 13%	230 16%	149 10%	204 14%	265 18%	104 7%	85 6%	57 4%	34 2%	19 1%	12 1%	17 1%	9 1%
Northern Ad Seg Male	224 100%	11 5%	14 6%	30 13%	34 15%	21 9%	24 11%	38 17%	12 5%	13 6%	8 4%	4 2%	3 1%	0 0%	4 2%	8 4%
Northern Total	1,703 100%	63 4%	67 4%	219 13%	264 16%	170 10%	228 13%	303 18%	116 7%	98 6%	65 4%	38 2%	22 1%	12 1%	21 1%	17 1%
Riverfront	730 100%	28 4%	18 2%	87 12%	156 21%	72 10%	117 16%	120 16%	49 7%	28 4%	23 3%	5 1%	9 1%	8 1%	5 1%	5 1%
Southern	993 100%	44 4%	52 5%	156 16%	240 24%	124 12%	145 15%	130 13%	50 5%	20 2%	21 2%	4 0%	4 0%	1 0%	1 0%	1 0%
South Woods	1,942 100%	93 5%	81 4%	341 18%	388 20%	199 10%	256 13%	282 15%	103 5%	73 4%	36 2%	28 1%	21 1%	8 0%	24 1%	9 0%
SUBTOTAL PRISON MALES	10,215 100%	527 5%	426 4%	1368 13%	1628 16%	834 8%	1098 11%	1286 13%	572 6%	424 4%	361 4%	189 2%	234 2%	224 2%	609 6%	435 4%

Prison Complex Offenders on January 8, 2001, By Mandatory Minimum Term

Institution	Total	< 18 Months	18 Months	2 Years	3 Years	4 Years	5 Years	6-9 Years	10 Years	11-14 Years	15 Years	16-19 Years	20-24 Years	25-29 Years	30 Years	30+ Years
ADTC	267 100%	1 0%	0 0%	2 1%	8 3%	15 6%	87 33%	45 17%	47 18%	11 4%	27 10%	4 1%	7 3%	8 3%	3 1%	2 1%
Subtotal	10,482 100%	528 5%	426 4%	1,370 13%	1,636 16%	849 8%	1,185 11%	1,331 13%	619 6%	435 4%	388 4%	193 2%	241 2%	232 2%	612 6%	437 4%
Mahan - Female Prison	464 100%	71 15%	19 4%	76 16%	86 19%	37 8%	30 6%	59 13%	16 3%	17 4%	11 2%	5 1%	2 0%	3 1%	24 5%	8 2%
Total Prison Complex	10,946 100%	599 5%	445 4%	1,446 13%	1,722 16%	886 8%	1,215 11%	1,390 13%	635 6%	452 4%	399 4%	198 2%	243 2%	235 2%	636 6%	445 4%

ADTC

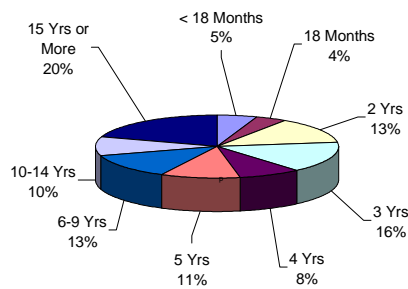


The median mandatory minimum term at ADTC is 7 years 6 months.

Forty-Two percent (42%) of the ADTC population have mandatory minimum sentences (267 of 637).

Of those with mandatory minimums, 42% have minimum terms of 5 years or less.

PRISON MALES

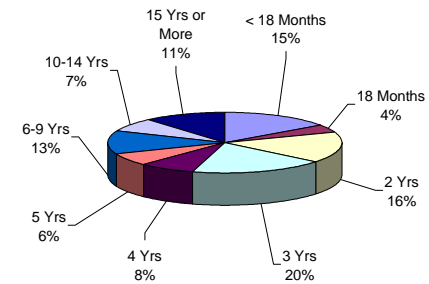


Of the 16,596 prison complex males, 62% (10,215) have mandatory minimum terms.

The median mandatory minimum term for prison complex males is 5 years (ADTC excluded).

Eighty percent (80%) of New Jersey State Prison inmates have mandatory minimum terms and 71% percent of those have minimum terms of 15 years or more.

FEMALE FACILITIES



The median mandatory minimum term at Edna Mahan is 3 years 3 months.

At Edna Mahan, 43% of the females housed have minimum terms (464 of 1075).

Sixty-nine percent (69%) of the females with mandatory minimum terms have terms of 5 years or less.

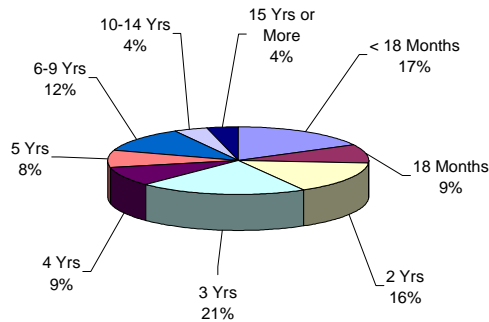
Youth Complex Offenders on January 8, 2001, By Mandatory Minimum Term

Institution	Total	< 18 Months	18 Months	2 Years	3 Years	4 Years	5 Years	6-9 Years	10 Years	11-14 Years	15 Years	16-19 Years	20-24 Years	25-29 Years	30 Years	30+ Years
Garden State	1,087 100%	159 15%	86 8%	167 15%	200 18%	92 8%	87 8%	137 13%	27 2%	36 3%	24 2%	16 1%	11 1%	3 0%	32 3%	10 1%
Mountainview Main	659 100%	145 22%	74 11%	126 19%	174 26%	66 10%	32 5%	42 6%	0 0%	0 0%	0 0%	0 0%	0 0%	0 0%	0 0%	0 0%
Mountainview Stokes	64 100%	18 28%	9 14%	15 23%	13 20%	3 5%	1 2%	5 8%	0 0%	0 0%	0 0%	0 0%	0 0%	0 0%	0 0%	0 0%
Mountainview Total	723 100%	163.0 23%	83.0 11%	141.0 20%	187.0 26%	69.0 10%	33.0 5%	47.0 7%	0.0 0%	0.0 0%	0.0 0%	0.0 0%	0.0 0%	0.0 0%	0.0 0%	0.0 0%
Wagner Main	790 100%	77 10%	50 6%	110 14%	186 24%	84 11%	99 13%	123 16%	26 3%	28 4%	5 1%	1 0%	1 0%	0 0%	0 0%	0 0%
Wagner Ad Seg	115 100%	24 21%	5 4%	14 12%	13 11%	15 13%	14 12%	21 18%	3 3%	3 3%	0 0%	3 3%	0 0%	0 0%	0 0%	0 0%
Wagner Adult Boot Camp	95 100%	59 62%	25 26%	4 4%	4 4%	0 0%	0 0%	3 3%	0 0%	0 0%	0 0%	0 0%	0 0%	0 0%	0 0%	0 0%
Wagner Total	1,000 100%	160 16%	80 8%	128 13%	203 20%	99 10%	113 11%	147 15%	29 3%	31 3%	5 1%	4 0%	1 0%	0 0%	0 0%	0 0%
Total Youth	2,810 100%	482 17%	249 9%	436 16%	590 21%	260 9%	233 8%	331 12%	56 2%	67 2%	29 1%	20 1%	12 0%	3 0%	32 1%	10 0%

Offenders In Other Facilities on January 8, 2001, By Mandatory Minimum Term

Institution	Total	< 18 Months	18 Months	2 Years	3 Years	4 Years	5 Years	6-9 Years	10 Years	11-14 Years	15 Years	16-19 Years	20-24 Years	25-29 Years	30 Years	30+ Years
Central Medical	13 100%	1 8%	1 8%	0 0%	2 15%	2 15%	1 8%	1 8%	1 8%	1 8%	1 8%	0 0%	0 0%	0 0%	2 15%	0 0%
County Jail	908 100%	206 23%	110 12%	205 23%	201 22%	54 6%	38 4%	77 8%	7 1%	5 1%	3 0%	1 0%	0 0%	0 0%	0 0%	1 0%
EM/HC	85 100%	29 34%	9 11%	27 32%	10 12%	5 6%	2 2%	3 4%	0 0%	0 0%	0 0%	0 0%	0 0%	0 0%	0 0%	0 0%
Halfway House	1,641 100%	168 10%	152 9%	405 25%	469 29%	125 8%	137 8%	149 9%	17 1%	11 1%	0 0%	5 6%	3 4%	0 0%	0 0%	0 0%
Total Other Facilities	2,647 100%	404 15%	272 10%	637 24%	682 26%	186 7%	178 7%	230 9%	25 1%	17 1%	4 0%	6 0%	3 0%	- 0%	2 0%	1 0%

YOUTH COMPLEX

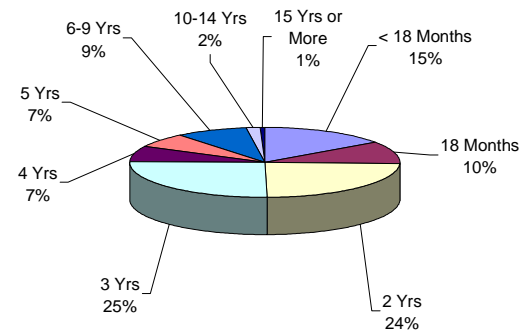


The median mandatory minimum term for youth complex offenders is 3 years.

Among youth complex offenders, 61% have mandatory minimum terms (2810 of 4622).

Of these, 80% have mandatory minimum terms of 5 years or less.

OFFENDERS IN OTHER FACILITIES



The median mandatory minimum term for inmates in 'other facilities' is 2 years 6 months.

Forty-seven percent (47%) of the offenders in 'other facilities' have mandatory minimum terms (2647 of 5692).

Of these, 89% have mandatory minimum terms of 5 years or less.