



DEPARTMENT OF VETERANS AFFAIRS  
Washington DC 20420

MAY 02 2007

Ms. Deborah J. Cavett  
Executive Director  
White House Initiative on  
Tribal Colleges and Universities  
1990 K Street, NW, Room 7010  
Washington, DC 20006


Dear Ms. Cavett:

Enclosed is a copy of the Department of Veterans Affairs' (VA) Annual Performance Report on Executive Agency Actions to Assist Tribal Colleges and Universities (TCUs), Fiscal Year (FY) 2006. VA is proud to announce that \$2,494,876 was awarded to TCUs in FY 2006. The annual performance report also shows that:

- Educational assistance payments awarded to eligible beneficiaries attending TCUs decreased from \$2,355,668 in FY 2005 to \$2,314,008 in FY 2006.
- The number of eligible veterans' enrollments at TCUs decreased from 550 in FY 2005 to 506 in FY 2006.
- The amount of reporting fees awarded to TCUs increased from \$3,034 in FY 2005 to \$3,148 in FY 2006.
- VA supported clinical training while students pursued their academic degrees; funded students with tuition assistance, scholarships, other aids, and internships.

The Department fully supports Executive Order 13270 and will continue to champion education, training, internships, and employment opportunities in the Indian American and Alaska Native communities. Should you have questions regarding this submission, please contact Susan C. McHugh, Deputy Assistant Secretary for Diversity Management and Equal Employment Opportunity, at (202) 501-1970.

Sincerely yours,



Paul J. Hutter  
Executive in Charge of the  
Office of Human Resources and Administration

Enclosures

**Department of Veterans Affairs  
Federal Agency Awards to Tribal Colleges and Universities  
FY 2006**

**A. Executive Summary:**

The Department of Veterans Affairs (VA) supports Executive Order 13270 through programs designed to increase the participation of Tribal Colleges and Universities (TCUs) in VA-sponsored programs. One of VA's goals is to create a workforce that reflects the diversity of our Nation and the veterans we serve. TCUs enable opportunities to achieve diversity by providing VA facilities with a broader recruitment pool of trained and qualified applicants.

According to the TCU Fiscal Years 2006-2008 Plan, VA projected awarding \$2,600,631 to TCUs. VA's total contribution to Institutions of Higher Education (IHE) in FY 2006 was \$3,344,918,276. Of that amount, \$2,494,876 was awarded to TCUs.

The Veterans Health Administration (VHA) supported and implemented internship programs and academic affiliations with TCUs through attendance at various recruitment forums and education and training programs.

VHA's Healthcare Recruitment and Retention Office (HRRO) is to provide VA facilities with a unique opportunity to promote diversity while simultaneously providing college students with paid Federal government work experiences. The Student Educational Employment Program (SEEP) guides and fosters partnerships between the TCUs and VA facilities. SEEP allows undergraduate and graduate students in high-demand career fields to obtain a viable work experience while pursuing their academic degree.

HRRO provided \$33,152,000 to IHEs for various VA affiliations. Eight students from TCUs were funded totaling \$100,404.18 (0.3% of funds to IHEs) for Student Tuition Assistance, Scholarships, and Other Aid. These students attended Sitting Bull College, University of Iowa\* and the University of New Mexico.\* (\*Indicates a school which was granted an exception and is a non-TCU).

As part of VA's community outreach commitment, HRRO represented the Department at national meetings, conventions, job fairs, and other recruitment forums held throughout the country which targeted minority students and institutions. The forums included the National Alaska Native Indian Nurses Association, Student National Medical Association, National Medical Association, and the National Student Nurses Association. Representatives from HRRO provided information about VA's mission, employment opportunities, and other issues.

The Office of Academic Affiliations provides the VHA Health Professions Education and Training Programs. This program does not provide awards to colleges or universities; however, it provides direct support to VA facilities for students receiving training in the VA. Direct support includes salary and fringe benefits paid directly to medical residents and associated health trainees. Indirect support is the reported cost by VA Medical Centers of VA staff who are instructors for trainees and other administrative costs associated with the program. The majority of the students participated on a without compensation (WOC) basis but incurred indirect support associated with the training program.

The Office of Academic Affiliations gave \$930,858,000 to IHEs (\$500,415,000 was stipends or direct cost and \$430,443,000 was in-direct cost). The total in-direct cost for education and training given to TCUs was \$51,227. These funds were used to provide clinical training to 12 WOC students from Oglala Lakota College. Funding to TCUs from the Offices of Academic Affiliations and HRRO remained the same as in FY 2005. VHA received a total award of \$151,631 during FY 2006.

The Veterans Benefits Administration (VBA) provides educational payments directly to veterans or their dependents on the basis of their eligibility for such assistance. These payments help to defray the cost of their tuition and fees, as long as they are enrolled in approved educational institutions or programs.

VBA makes payments to TCUs in formula-driven awards referred to as reporting fees. These fees are paid to TCUs that cover administrative costs for processing reports and certifications of veterans' enrollments, as required by Title 38, U.S.C., Section 3684[c]. The total amount of reporting fees awarded varies from year to year at each educational institution and is based on the number of veterans and other eligible beneficiaries who are enrolled there. Educational assistance payments awarded to eligible beneficiaries attending TCUs decreased from \$2,355,668 in FY 2005 to \$2,314,008 in FY 2006. This represents a 1.8 percent decrease. The number of eligible veterans' enrollments at TCUs decreased from 550 in FY 2005 to 506 in FY 2006, an 8.7 percent decrease. The amount of reporting fees awarded to TCUs increased from \$3,034 in FY 2005 to \$3,148 in FY 2006, a 3.6 percent increase.

The National Cemetery Administration (NCA) continues to collaborate with American University's Washington Internships for Native Students, the American Indian Science and Engineering Society, and the Society of American Indian Government Employees to identify future sponsorships and initiatives. NCA's total awards to IHEs remained at \$135,000. NCA will continue its support to the Native American and Alaska Native communities and is committed to increasing employment and educational opportunities for its members.

VA's Central Office (VACO) sponsored three summer interns in partnership with the American University's Washington Internships for Native Students and the Washington Center for Internships and Academic Seminars. The total contribution toward summer internships was \$26,089.


During the National Native American Indian Heritage Month, VA collaborated efforts with the Smithsonian's National Museum of the American Indian. VACO hosted the historic native storytelling performance of Mr. Ishmael Hope of the Alaskan Sitka and Tlingit tribe. In addition, the Native American Indian Medal of Honor exhibit was displayed. Also, during the Veterans' Day observance, an exhibit at the Vietnam Veterans' Memorial was displayed and provided information on VA benefits to Native Americans.

**B. SUMMARY OF TOTAL AGENCY AWARDS, BY CATEGORY: FY 2006**

1. Agency/Organization: **Department of Veterans Affairs**
2. Name, Title, Phone, Fax, and E-mail address of agency representative preparing report:  
**Name:** Susan C. McHugh  
**Title:** Deputy Assistant Secretary Diversity Management and Equal Employment Opportunity  
**Phone:** (202) 501-1970 **Fax:** (202) 501-2145  
**E-mail:** sue.mchugh@va.gov
3. FY Year 2006 Total Funding for all Institutions of Higher Education: **\$3,344,918,276.**


Category	Total Awards to IHE+	Total Award to TCUs*	% of Awards to TCUs
1. Research & Development	0	0	0
2. Direct Institutional Subsidies	\$3,769,482	\$3,148	0.08%
3. Program Evaluation	0	0	0
4. Training and Technical Assistance	0	0	0
5. Facilities & Equipment	0	0	0
6. Fellowships, Internships, Recruitment, IPAs	\$161,089	\$26,089	16%
7. Student Tuition Assistance, Scholarships, and Other Aid	\$3,340,987,705	\$2,465,639	0.07%
8. Economic Development	0	0	0
9. Administrative Infrastructure	0	0	0
10. Other Activities			
<b>Total</b>	<b>\$3,344,918,276</b>	<b>\$2,494,876</b>	<b>0.07%</b>

Paul J. Hutter  
 Executive in Charge of the  
 Office of Human Resources and Administration  
 Agency Head (Typed)


  
 Agency Head (Signature)

5/2/07  
 Date

Summary of Fiscal Year 2006 Agency Awards to Individual Tribal Colleges and Universities

Department of Veterans Affairs															
Tribal Colleges and Universities	St.	Research & Development	Technology-Related Activities	Direct Institutional Subsidies	Program Evaluation	Training & Technical Assistance	Facilities & Equipment	Student Tuition Assistance, Scholarships and Other Aid	Economic Development	Administrative Infrastructure	Third Party Awards	Private Sector Involvement	Construction	Other Activities	Grand Total
BAY MILLS COMMUNITY COLLEGE	MI														
BLACKFEET COMMUNITY COLLEGE	MT														
CANKDESKA CIKANA COMMUNITY COLLEGE	ND														
CHIEF DULL KNIFE COLLEGE	MT														
COLLEGE OF MEOMINEE NATION	WI														
CROWNPOINT INSTITUTE OF TECHNOLOGY	NM														
DINE COLLEGE	AZ														
D-Q UNIVERSITY	CA														
FOND DU LAC TRIBAL & COMMUNITY COLLEGE	MN														
FORT BELKNAP COMMUNITY COLLEGE	MT														
FORT BERTHOLD COMMUNITY COLLEGE	ND														
FORT PECK COMMUNITY COLLEGE	MT														
HASKELL INDIAN NATIONS UNIVERSITY	KS														
INSTITUTE OF AMERICAN INDIAN ARTS	NM														
KEWEENAW BAY OJIBWA COMMUNITY COLLEGE	MI														
LAC COURTE OREILLES OJIBWA COMM. COLLEGE	WI														
LEECH LAKE TRIBAL COLLEGE	MN														
LITTLE BIG HORN COLLEGE	MT														
LITTLE PRIEST TRIBAL COLLEGE	NE														
NEBRASKA INDIAN COMMUNITY COLLEGE	NE														
NORTHWEST INDIAN COLLEGE	WA														
OGLALA LAKOTA COLLEGE	SD							\$51,227							\$51,227
SAGINAW CHIPPEWA TRIBAL COLLEGE	MI														
SALISH KOOTENAI COLLEGE	MT														
SI TANKA/HURON UNIVERSITY	SD														
SINTE GLESKA UNIVERSITY	SD														
SISETON WAHPETON COMMUNITY COLLEGE	SD														
SITTING BULL COLLEGE	ND							\$13,587							\$13,587
SOUTHWEST INDIAN POLYTECHNIC INSTITUTE	NM														
STONE CHILD COLLEGE	MT														
TOHONO O'ODHAM COMMUNITY COLLEGE	AZ														
TURTLE MOUNTAIN COMMUNITY COLLEGE	ND														
UNITED TRIBES TECHNICAL COLLEGE	ND														
WHITE EARTH COMMUNITY COLLEGE	MN														
AMERICAN INDIAN HIGHER ED. CONSORTIUM	VA														
Exceptions: Non-TCUs															
UNIVERSITY OF IOWA*	IO							\$24,817							\$24,817
UNIVERSITY OF NEW MEXICO*	NM							\$62,000							\$62,000
Category Totals								\$151,631							\$151,631
Notes:															
Name of Agency Liaison: Susan C. McHugh Title: Deputy Assistant Secretary for Diversity Management and Equal Employment Opportunity															
Phone: 202 501-1970 Fax: 202 501-2145 Email:															
Signature of Agency Head:  5/2/07															
Name of Agency Head: Paul J. Hunter, Executive in Charge of the Office of Human Resources and Administration															
Date:															

## Summary of Fiscal Year 2006 Agency Awards to Individual Tribal Colleges and Universities

Agency: Department of Veterans Affairs														Grand
Tribal Colleges and Universities	ST	Research & Development	Direct Institutional Subsidies	Program Evaluation	Training & Technical Assistance	Facilities & Equipment	Fellowships, Internships, Recruitment, IPAs	Student Tuition Assistance, Scholarships and Other Aid	Economic Development	Administrative Infrastructure	Third Party Awards	Private Sector Involvement	Other Activities	Total
BAY MILLS COMMUNITY COLLEGE	MI		\$876					\$480,618						481,494
BLACKFEET COMMUNITY COLLEGE	MT		0					\$79,256						79,256
CANKDESKA CIKANA COMMUNITY COLLEGE	ND		\$35					\$6,479						6,514
CHIEF DULL KNIFE COLLEGE	MT		0					\$15,476						15,476
COLLEGE OF MENOMINEE NATION	WI		\$77					\$41,103						41,180
CROWNPOINT INSTITUTE OF TECHNOLOGY	NM		\$63					\$25,619						25,682
DINE COLLEGE	AZ		\$280					\$228,725						229,005
FOND DU LAC TRIBAL & COMMUNITY COLLEGE	MN		\$385					\$171,160						171,545
FORT BELKNAP COLLEGE	MT		0					\$2,861						2,861
FORT BERTHOLD COMMUNITY COLLEGE	ND		\$98					\$29,154						29,252
FORT PECK COMMUNITY COLLEGE	MT		\$0					\$44,708						44,708
HASKELL INDIAN NATIONS UNIVERSITY	KS		\$0					\$99,255						99,255
ILISAGVIK COLLEGE	AK													0
INSTITUTE OF AMERICAN INDIAN ARTS	NM		\$56					\$40,992						41,048
LAC COURTE OREILLES OJIBWA COMM. COLLEGE	WI		\$0					\$0						0
LEECH LAKE TRIBAL COLLEGE	MN		\$35					\$1,450						1,485
LITTLE BIG HORN COLLEGE	MT		\$0					\$10,373						10,373
LITTLE PRIEST TRIBAL COLLEGE	NE		\$0					\$0						0
NEBRASKA INDIAN COMMUNITY COLLEGE	NE		\$0					\$0						0
NORTHWEST INDIAN COLLEGE	WA		\$196					\$146,571						146,767
OGLALA LAKOTA COLLEGE	SD		\$466					\$271,170						271,636
SAGINAW CHIPPEWA TRIBAL COLLEGE	MI													0
SALISH KOOTENAI COLLEGE	MT		\$0					\$117,189						117,189
SI TANKAHURON UNIVERSITY	SD		\$0					\$0						0
SINTE GLESKA UNIVERSITY	SD		\$0					\$109,639						109,639
SISETON WAHPETON COMMUNITY COLLEGE	SD		\$77					\$38,959						39,036
SITTING BULL COLLEGE	ND		\$98					\$58,244						58,342
SOUTHWESTERN INDIAN POLYTECHNIC INSTITUTE	NM		\$133					\$71,592						71,725
STONE CHILD COLLEGE	MT		\$0					\$37,613						37,613
TOHONO O'ODHAM COMMUNITY COLLEGE	AZ													0
TURTLE MOUNTAIN COMMUNITY COLLEGE	ND		\$168					\$113,600						113,768
UNITED TRIBES TECHNICAL COLLEGE	ND		\$105					\$69,054						69,159
WHITE EARTH TRIBAL AND COMMUNITY COLLEGE	MN		0					0						0
<b>Category Totals</b>		0	3,148	0	0	0	0	2,310,860	0	0	0	0	0	2,314,008
Notes:														
Name of Agency Liaison: Susan C. McHugh Title: Deputy Assistant Secretary for Diversity Management and Equal Employment Opportunity														
Phone: 202 501-1970 Fax: 202-501-2145 Email:														
Signature of Agency Head:  5/2/07														
Name of Agency Head: Paul J. Hutter, Executive in Charge of the Office of Human Resources and Administration														
Date:														