



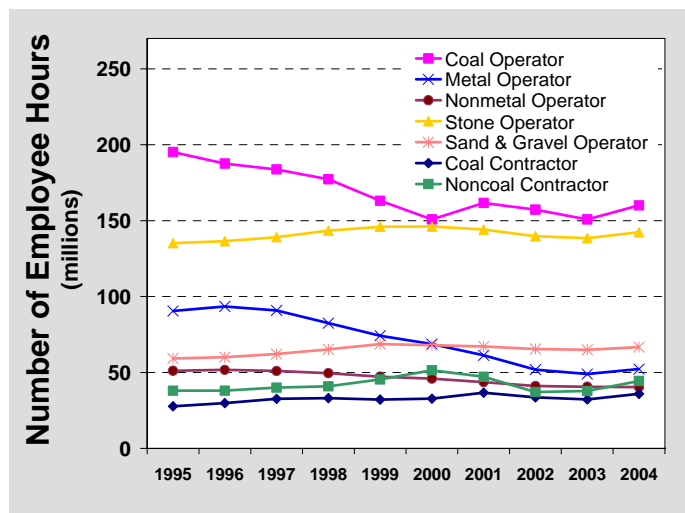
NONCOAL CONTRACTOR MINING FACTS – 2004

The Mine Safety and Health Administration (MSHA) defines an independent contractor as “any person, partnership, corporation, subsidiary of a corporation, firm, association or other organization that contracts to perform services or construction at a mine.” Contractors that perform specific types of work are required to report the number of employees who work at coal mines and noncoal mines.

In 2004, a total of 4,143 **contracting companies** reported employment at noncoal mines to MSHA, or 61.9% of all independent contractor companies.

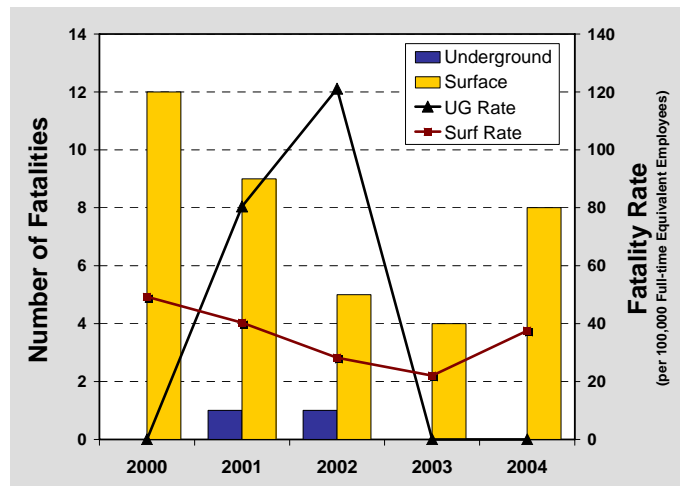
A total of 42,511 **employees**,¹ corresponding to 22,198 full-time equivalent (FTE)² employees, were reported by noncoal contractors to MSHA.

- Within the mining sectors,³ noncoal contractor employees comprised 8.2% of all employee hours reported to MSHA.
- Noncoal contractor employee hours were reported for both underground (4.0%) and surface (96.0%) work locations.⁴



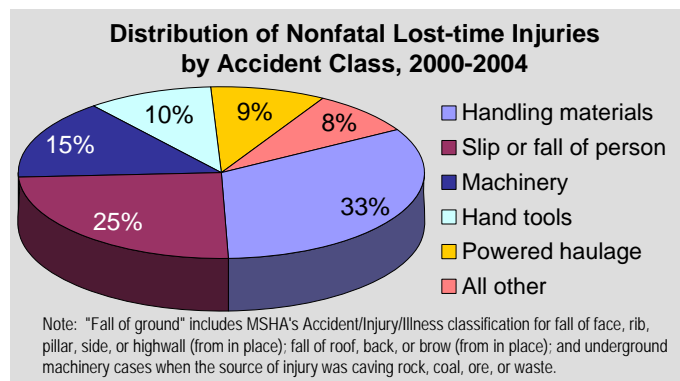
Eight occupational **fatalities** occurred among noncoal contractor employees in 2004, accounting for 61.5% of all fatalities attributed to independent contractors.

- The noncoal contractor fatality rate for all work locations was 36.0 fatalities per 100,000 FTE employees.



There were 368 **nonfatal lost-time injuries** among noncoal contractor employees (25 at underground and 343 at surface work locations) occurring at a rate of 1.7 injuries per 100 FTE employees. These injuries resulted in 19,028 days lost⁵ from work, comprising 4.1% of days lost across all mining sectors.

- The underground nonfatal lost-time injury rate for noncoal contractor employees was 2.8 per 100 FTE workers, while the surface rate was 1.6.
- The most frequent classification of nonfatal lost-time injuries reported for noncoal contractor employees involved handling materials (n=107; 29.1%), followed by slip or fall of person (n=92; 25.0%).
- In 2004, the most frequently reported parts of the body injured were the back (n=56; 15.2%; 2,912 days lost from work) and fingers (n=56; 15.2%; 2,695 days lost from work).



In 2004, eight cases of **occupational illnesses** were reported to MSHA by noncoal contractors.⁶ This compares to 12 cases in 2003.

- Three cases of systemic poisoning were reported, accounting for 37.5% of all noncoal contractor occupational illness.

Mining Characteristics, 2004

Commodity and Type of Employer	No. of Mines	No. of Companies	No. of Employees	No. of FTE Employees	Fatality Rate	Nonfatal Lost-time Injury Rate
Coal Operator	2,011	--	73,024	80,069	28.7	3.9
Metal Operator	251	--	25,205	26,091	7.7	2.1
Nonmetal Operator	741	--	19,432	20,183	5.0	2.7
Stone Operator	4,401	--	68,417	71,153	11.2	3.2
Sand and Gravel Operator	7,074	--	37,000	33,364	24.0	2.3
Operator Total	14,478	--	223,078	230,860	18.2	3.2
Coal Contractor	--	2,550	30,228	17,964	27.8	2.6
Noncoal Contractor	--	4,143	42,511	22,198	36.0	1.7
Contractor Total	--	6,693	72,739	40,162	32.4	2.1
TOTAL			295,817	271,022	20.3	3.0

Data may not add to totals due to independent rounding. Number of employees was rounded at the subunit level of each mine to be consistent with MSHA reporting. Fatality rates were computed per 100,000 FTE employees. Nonfatal lost-time injury rates were computed per 100 FTE employees.

Data source: Publicly released files of employment and accident/injury/illness data collected by MSHA under 30 CFR 50.

Notes: All analyses exclude office employees. Further statistical methodology is available on the NIOSH Internet [<http://www.cdc.gov/niosh/mining/statistics/method.htm>].

¹Number of employees is the average number of persons working at individual establishments during calendar quarters of active operations. Employment numbers were rounded at the subunit level of each mine to be consistent with MSHA reporting.

²Full-time equivalent employees were computed using reported employee hours (2,000 hours = 1 FTE).

³Mining sectors: coal operators, metal operators, nonmetal operators, stone operators, sand and gravel operators, coal contractors, and noncoal contractors.

⁴Surface work locations include surface operations at underground mines (surface shops and yards, tipples physically located at the mine site), surface operations (strip or open pit mines including associated shops and yards), dredge (mining operations conducted from a platform floating on water), other surface operations (brine pumping, etc.), independent shops and yards not associated with a specific mine, and mill or preparation plant.

⁵Includes actual days away from work and/or days of restricted work activity. For permanently disabling injuries only, statutory days charged by MSHA were used if they exceeded the total lost workdays.

⁶Because of the complexity of attributing disease causation to the workplace, occupational illnesses may be underreported.

To receive NIOSH documents or for more information about occupational safety and health topics, contact NIOSH at **1-800-CDC-INFO** (1-800-232-4636) 1-888-232-6348 (TTY) e-mail: cdcinfo@cdc.gov or visit the NIOSH Web site at <http://www.cdc.gov/niosh>

DHHS (NIOSH) Publication No. 2007-173

SAFER • HEALTHIER • PEOPLE™