

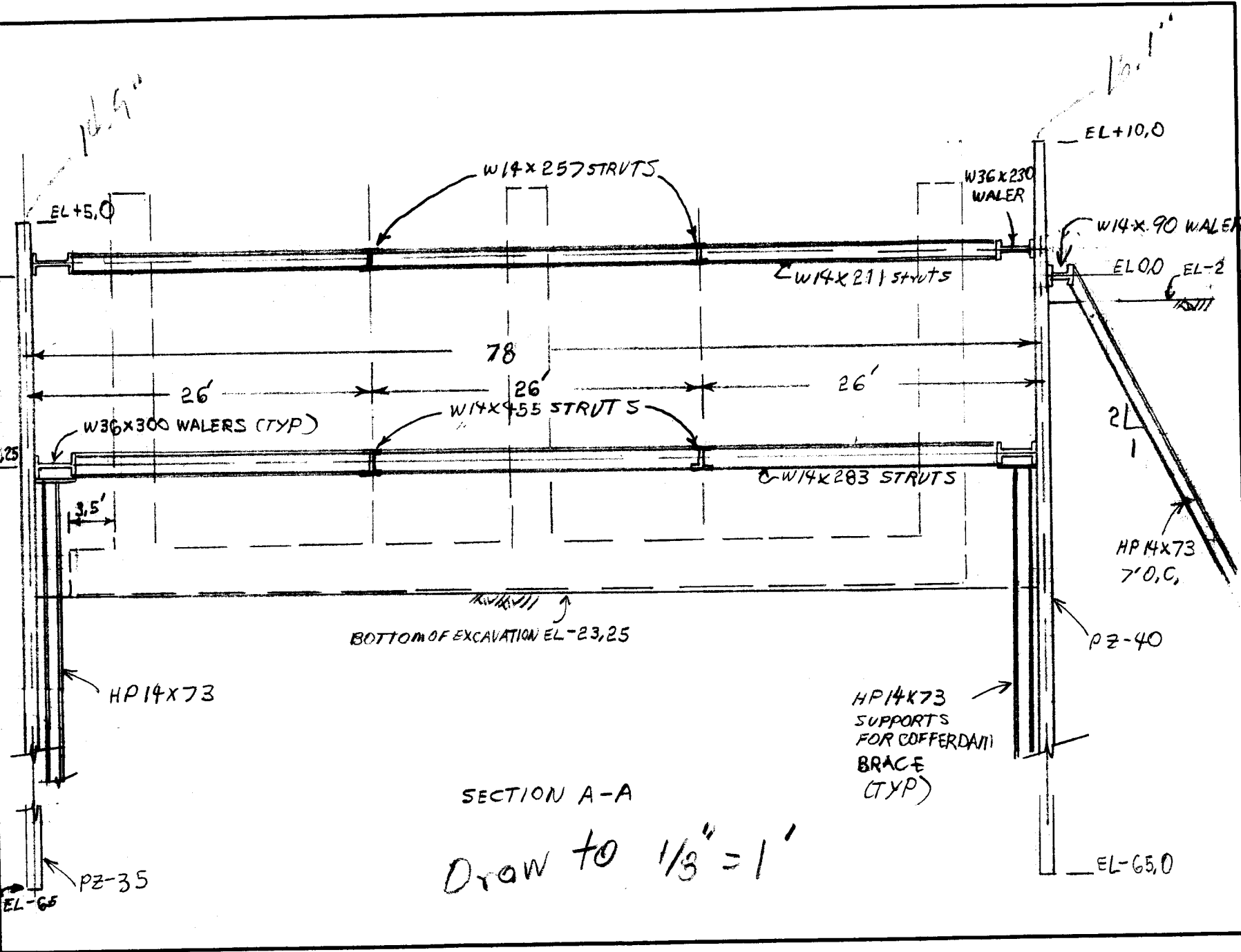
A 0000 6608

PROJECT 17th St Canal, P/S Review
 SUBJECT
 PAGE / OF
 COMPUTED BY
 DATE
 CHECKED BY
 DATE

	SHEET PILE TYPE / TIP E1.		FLOOD SIDE TOP / LEVEL		FLOODSIDE SET BACK		PROTECTED SIDE TOP / LEVEL	
	COPIES / ENDS	M / M	C/E	M/M	C/E	M/M	C/E	M/M
553+70 to 568+00	P2-27 / -35.3	P2-35 / -37.5	2.1	2.0	8.5	10.0	5.4	5.5
568+00 to 589+00	P2-27 / -31.0	P2-35 / -37.5	2.5	2.0	11.0	10.0	5.5	5.5
589+00 to 614+00	P2-22 / -14.6	P2-27 / -22.5	2.5	2.0	18.5	18.0	7.0	6.5
614+00 to 624+27	P2-22 / -7.0	P2-22 / -11.5	4.0	2.0	19.0	18.0	8.0	7.5
625+00 to 634+00	P2-22 / -11.8	P2-22 / -10.0	3.5	2.0	17.5	18.0	8.0	7.5
634+00 to 635+00	P2-22 / -11.8	-	3.5	-	17.5	-	8.0	-
635+00 to 636+00	P2-22 / 0.0	-	11.0	-	2.0	-	11.0	-
636+00 to 638+31	P2-22 / 0.0	P2-22 / 0.5	11.0	9.5	2.0	1.0	11.0	9.5
638+31 to 643+00	P2-22 / 0.0	-	11.0	-	2.0	-	11.0	-
643+00 to 647+00	P2-22 / 0.0	P2-22 / 0.5	11.0	12.5	2.0	1.0	11.0	12.5
647+00 to 663+00	P2-22 / 2.0*	P2-22 / 0.5	12.0	12.5	2.0	1.0	12.0	12.5
663+00 to 669+87	P2-22 / -1.3	P2-22 / 0.5	11.5	12.5	2.0	1.0	11.5	12.5

COMPUTATION SHEET

PROJECT	COMPUTED BY	DATE
SUBJECT	CHECKED BY	DATE
	PAGE	OF

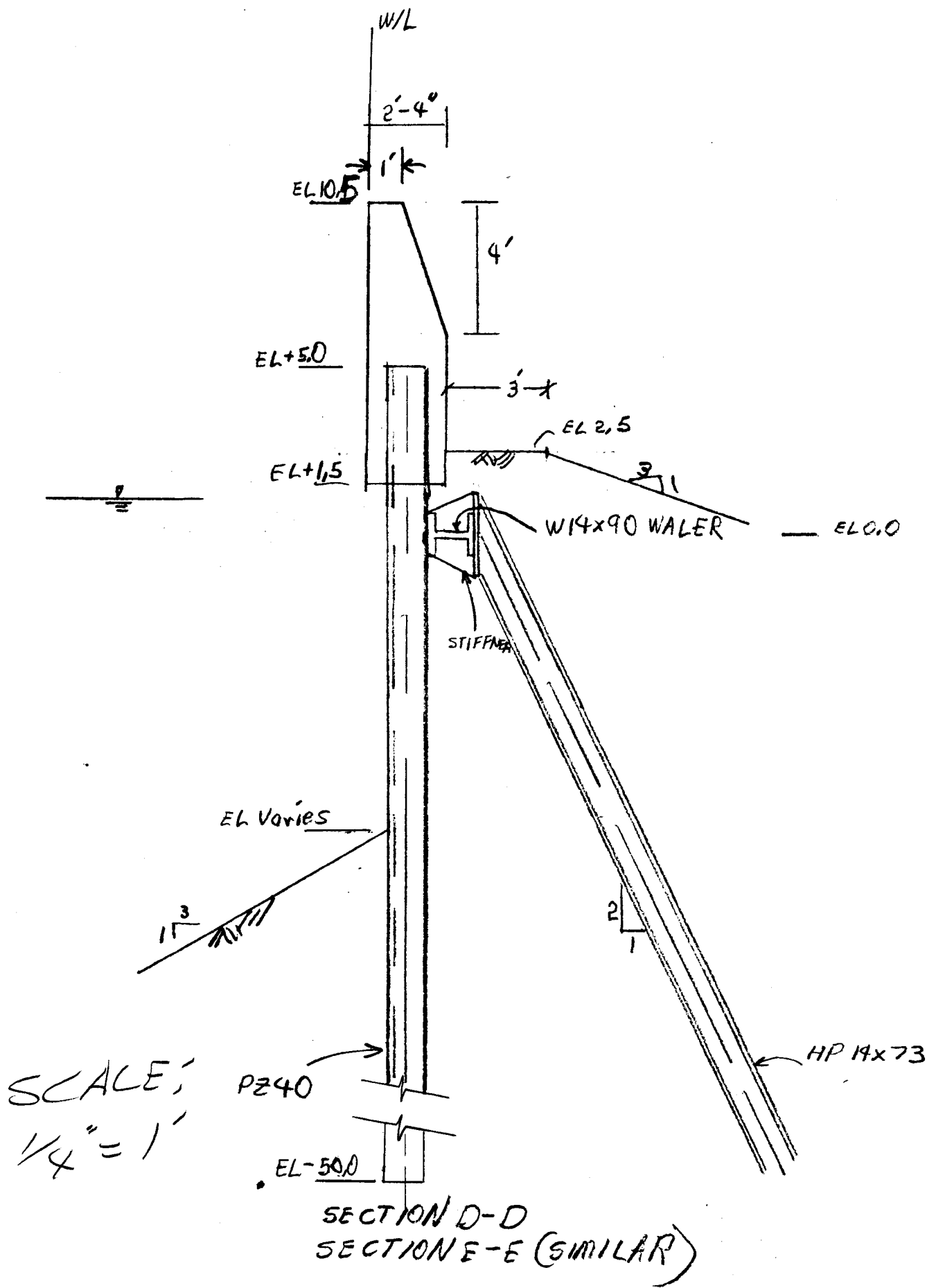


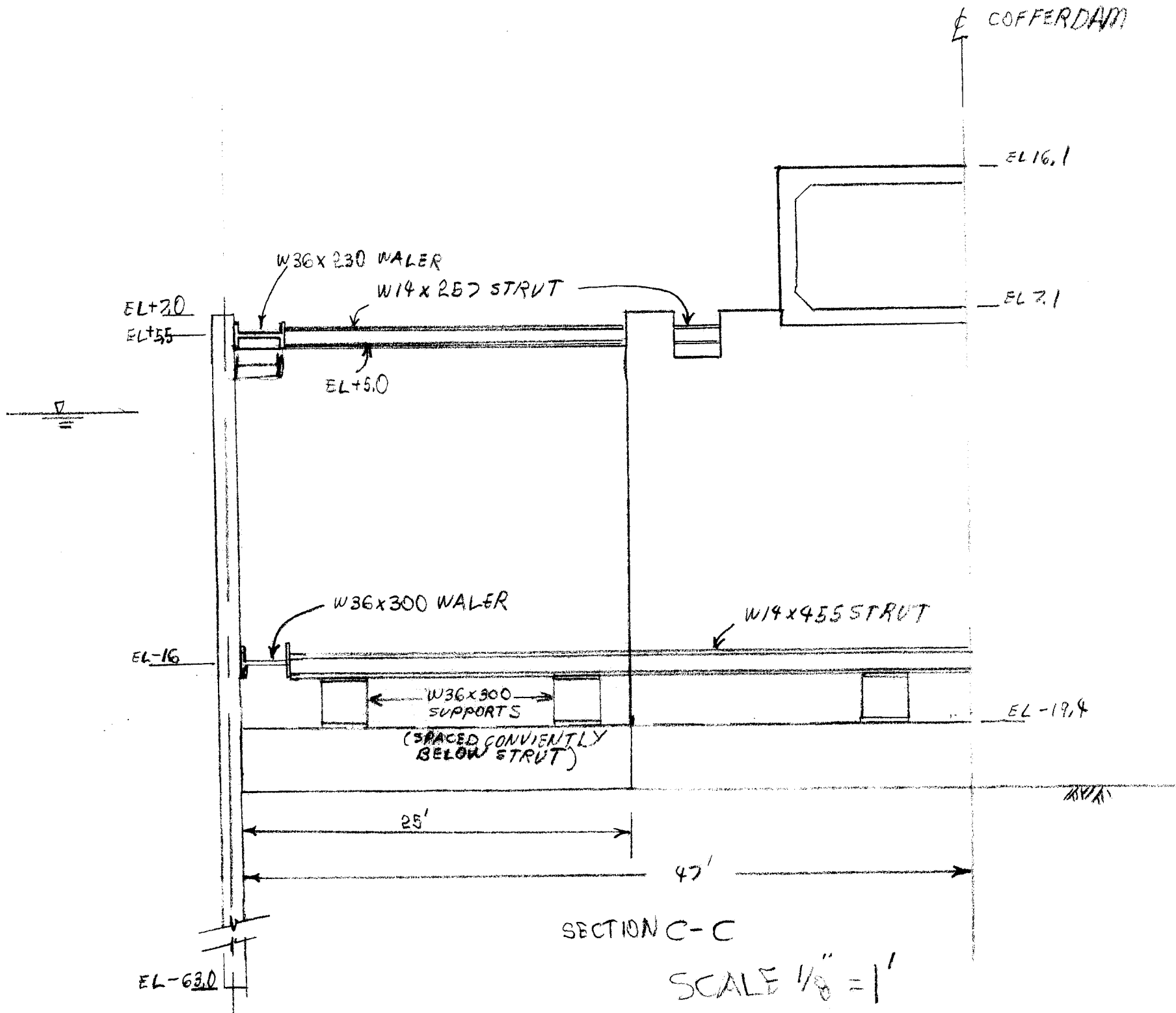
SECTION A-A

Draw to 1/8" = 1'

(FOR USE WITH 10 x 10 GRID)

PREVIOUS EDITIONS MAY BE USED





EL+20
EL+55

W36x230 WALER
W14x252 STRUT

EL+5.0

COFFERDAM

EL16.1

EL7.1

W36x300 WALER

W14x455 STRUT

EL-16

W36x300
SUPPORTS

EL-19.4

(SPACED CONVENIENTLY
BELOW STRUT)

25'

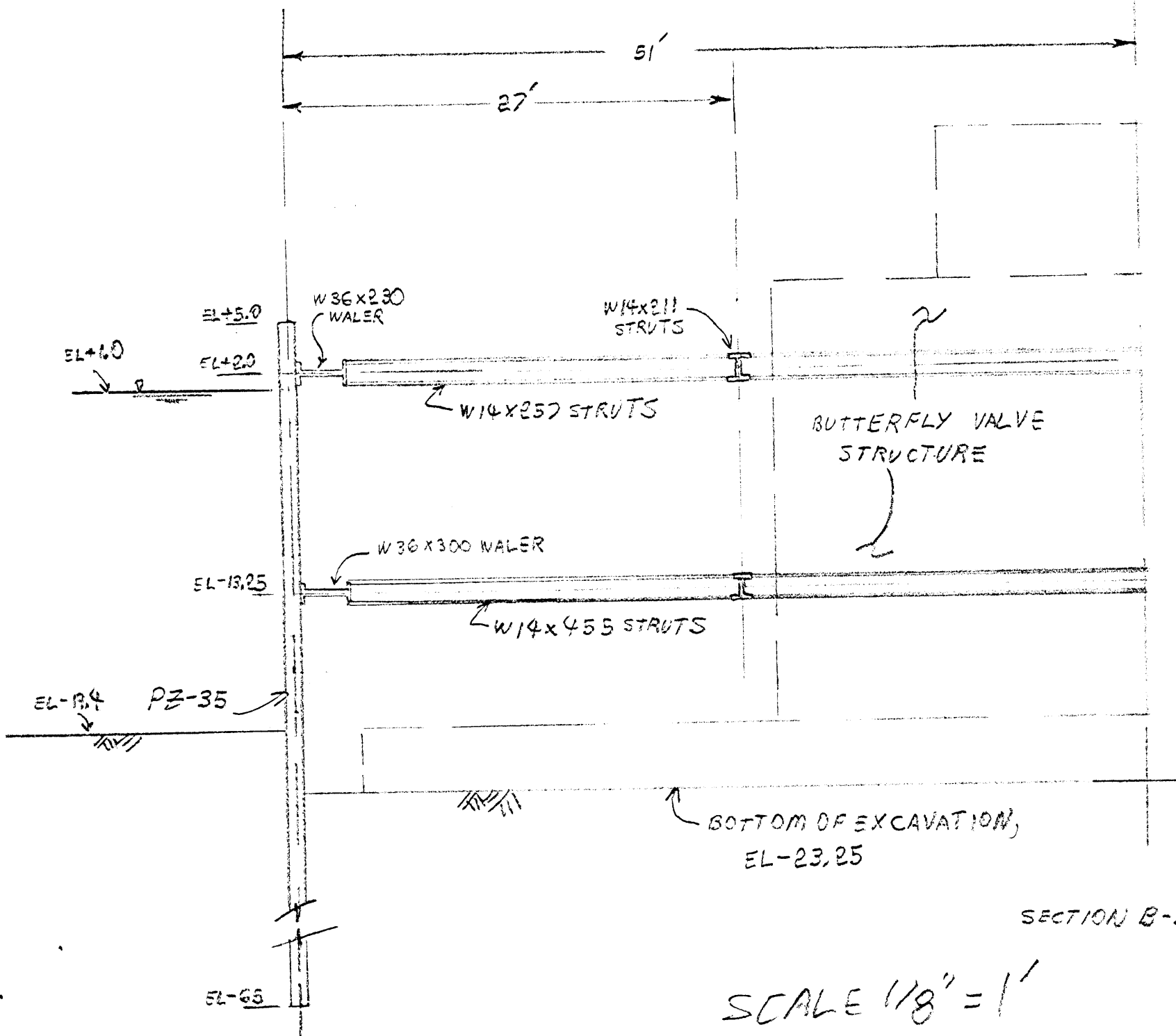
47'

EL-63.0

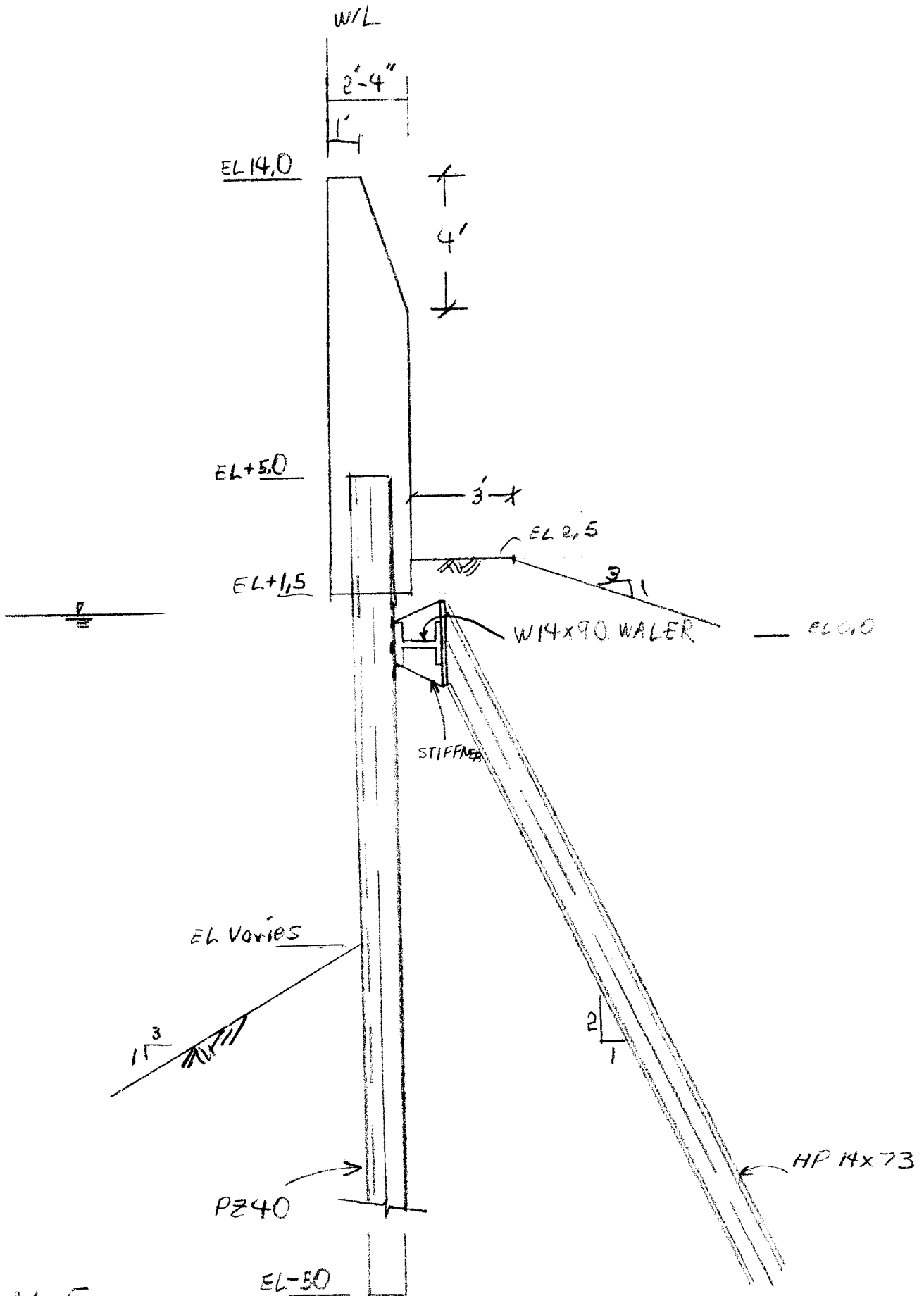
SECTION C-C

SCALE 1/8" = 1'

E COFFERDAM



NO D. DM. METAL. E. BUTTERFLY-SCREWS



SCALE
1/4" = 1'

SECTION F-F
SECTION G-G (SIMILAR)

LIST MORE?

Y

1010 1,23.7,-10.36,-1,-10.36,0,-1,15
 1020 7-32
 1030 29000000,9.41,220.4
 1040 -10.36
 1050 3,23.7,0
 1070 3,17,418.8
 1080 3,12.01,0
 1090 3,10.6,-120
 1100 3,1.7,-528.9
 1110 3,.5,-528.9
 1120 3,-.3,-203.1
 1130 3,-5.3,-325.3
 1140 3,-7.25,-470.5
 1150 3,-7.7,0
 1160 3,-10.36,2804.2
 1170 4,-10.36,0
 1180 0

1 13.5 0 1 0

FINISH

EOT..

LIST MORE?

SAMPLE INPUT FOR RETAINING WALL

LIST PZ-27

1 100 ② 220 -13.5 1 -13.5 ① 25.0
 2 200 PZ-27
 3 300 29000000 7.94 189.2
 4 400 -13.5 26.0

↑
EL,

