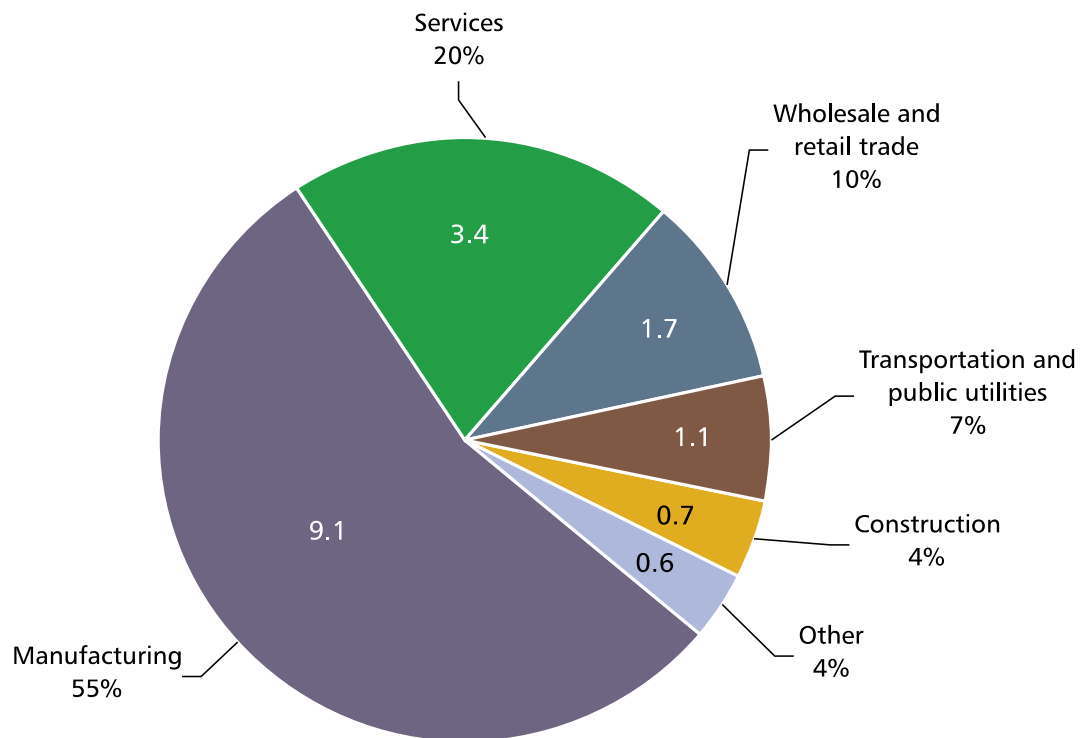


## Physical Agents

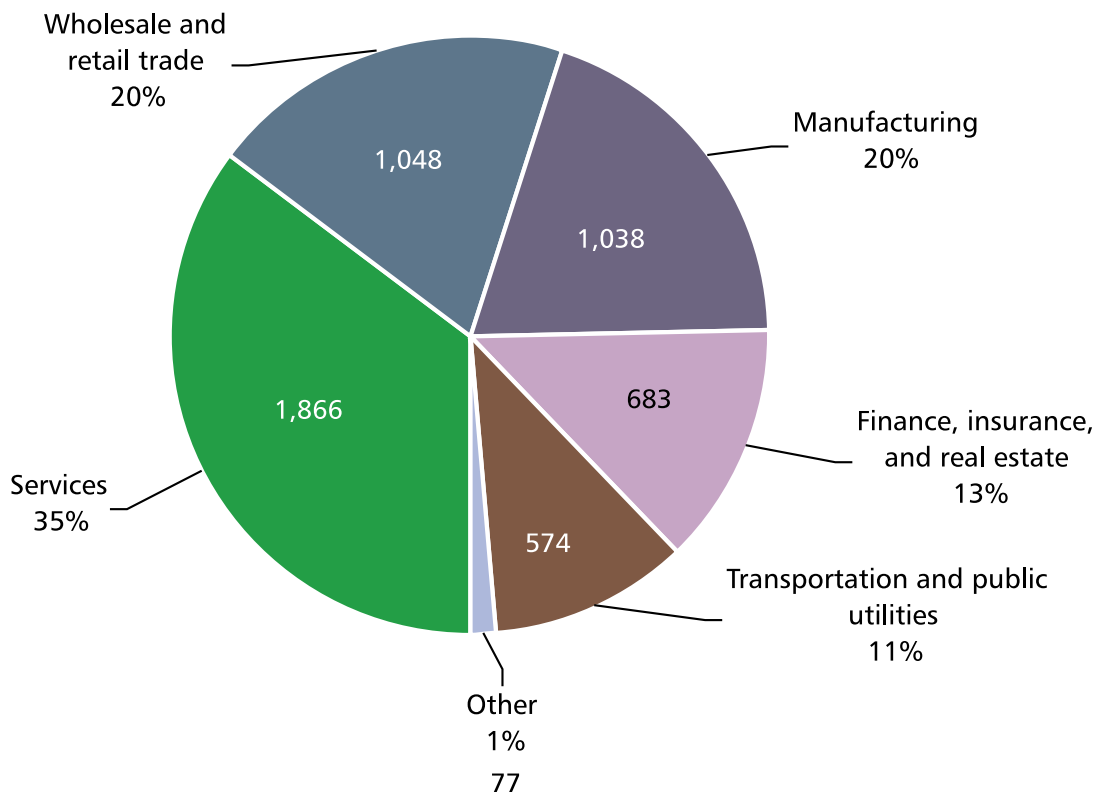
Disorders attributable to physical agents represented 4% (16,600) of all nonfatal occupational illness cases recorded in SOII in 1997. Disorders attributable to physical agents include heatstroke, sunstroke, heat exhaustion, and other effects of environmental heat; freezing and frostbite; effects of ionizing radiation (isotopes, X-rays, radium); and effects of nonionizing radiation (welding flash, ultraviolet rays, microwaves, and sunburn). Illnesses from toxic exposures are excluded. Among industry divisions, manufacturing accounted for 55% of the disorders attributable to physical agents in private industry in 1997 (Figure 5–50). Among individual industries, the highest illness rates occurred in metal sanitary ware (294 cases per 10,000 workers), primary aluminum (89 cases per 10,000 workers), ship building and repairing (79 cases per 10,000 workers), and plumbing and heating, except electric (73 cases per 10,000 workers).



**Figure 5–50.** Number (thousands) and distribution of disorders attributable to physical agents in private industry by major industry division, 1997. (Source: SOII [1999].)

## Anxiety, Stress, and Neurotic Disorders

Nearly 5,300 cases of anxiety, stress, or neurotic disorders with time away from work were recorded in SOII in 1997. These represent 1% of all reported nonfatal occupational illness cases. Women accounted for more than 60% of all occupational anxiety, stress, and neurotic disorder cases with time away from work. Half of all such disorder cases required 23 or more days away from work, and more than 40% of workers with these disorders required more than 31 days away from work. The industry divisions accounting for most cases were services (35%), wholesale and retail trade (20%), and manufacturing (20%) (Figure 5–51). The occupational groups most frequently experiencing these disorders were technical, sales, and administrative personnel (47%) and operators, fabricators, and laborers (18%) (Figure 5–52). The exposures most frequently associated with anxiety, stress, or neurotic disorders were harmful substances (30%) and assaults or violent acts (13%) (Figure 5–53).



**Figure 5–51.** Number and distribution of anxiety, stress, and neurotic disorder cases with days away from work in private industry by industry division, 1997. (Source: SOII [1999].)

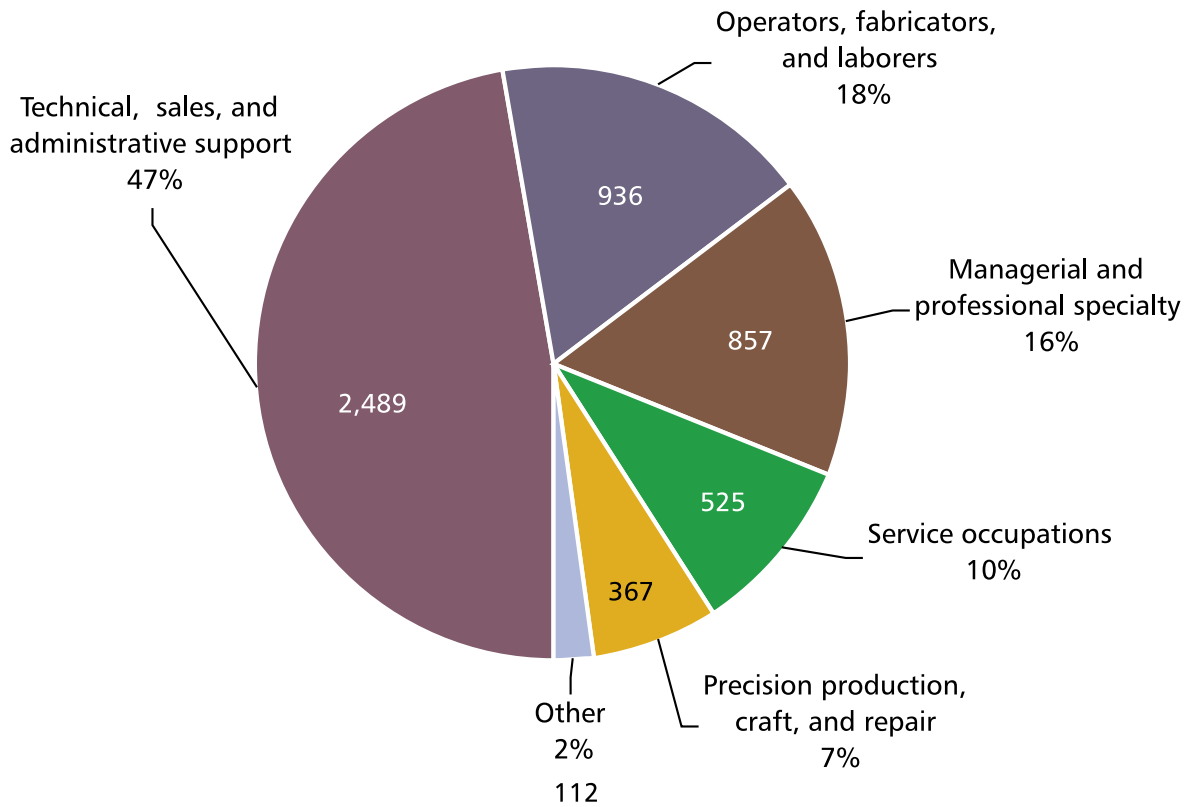


Figure 5-52. Number and distribution of anxiety, stress, and neurotic disorder cases with days away from work in private industry, by occupational group, 1997. (Source: SOII [1999].)

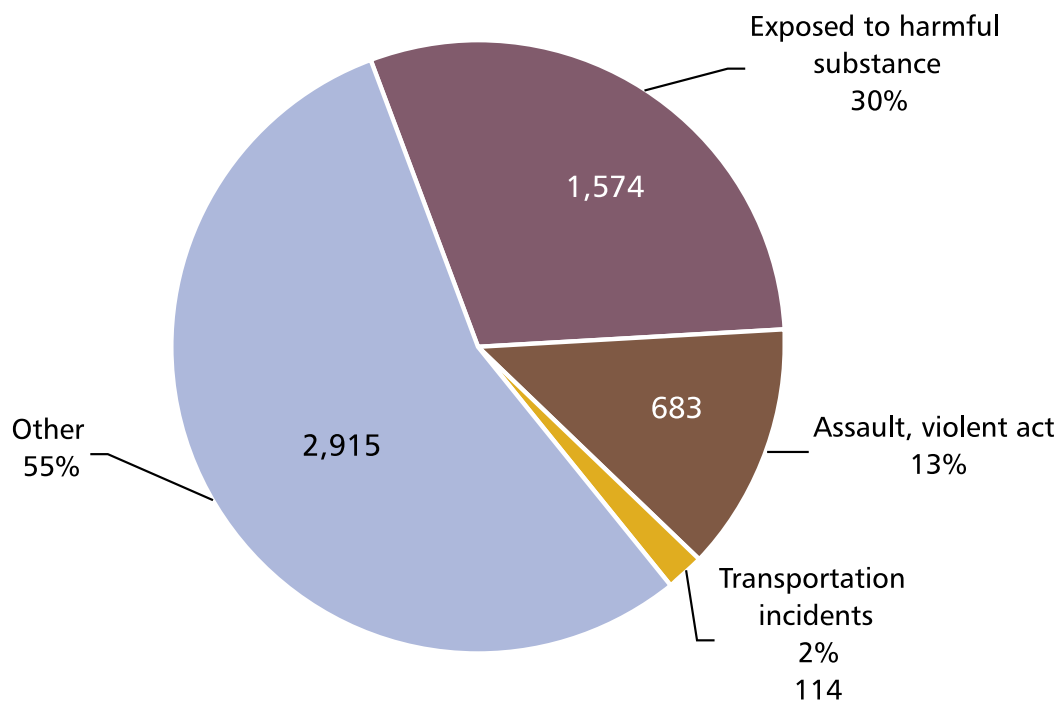


Figure 5-53. Number and distribution of anxiety, stress, and neurotic disorder cases with days away from work in private industry, by event or exposure, 1997. (Source: SOII [1999].)

## All Other Nonfatal Occupational Illnesses

All other nonfatal occupational illnesses represented 12% (50,400) of all illness cases recorded in SOII in 1997. This category captures illnesses such as anthrax, brucellosis, hepatitis B and C, HIV disease, malignant and benign tumors, food poisoning, histoplasmosis, and coccidioidomycosis. The largest percentages of such cases in 1997 occurred in services (41%) and manufacturing (29%) (Figure 5–54). Industries reporting the highest incidence rates were luggage (163 cases per 10,000 workers), secondary smelting and refining of nonferrous materials (120 cases per 10,000 workers), prefabricated metal buildings (66 cases per 10,000 workers), and iron and steel forgings (61 cases per 10,000 workers).

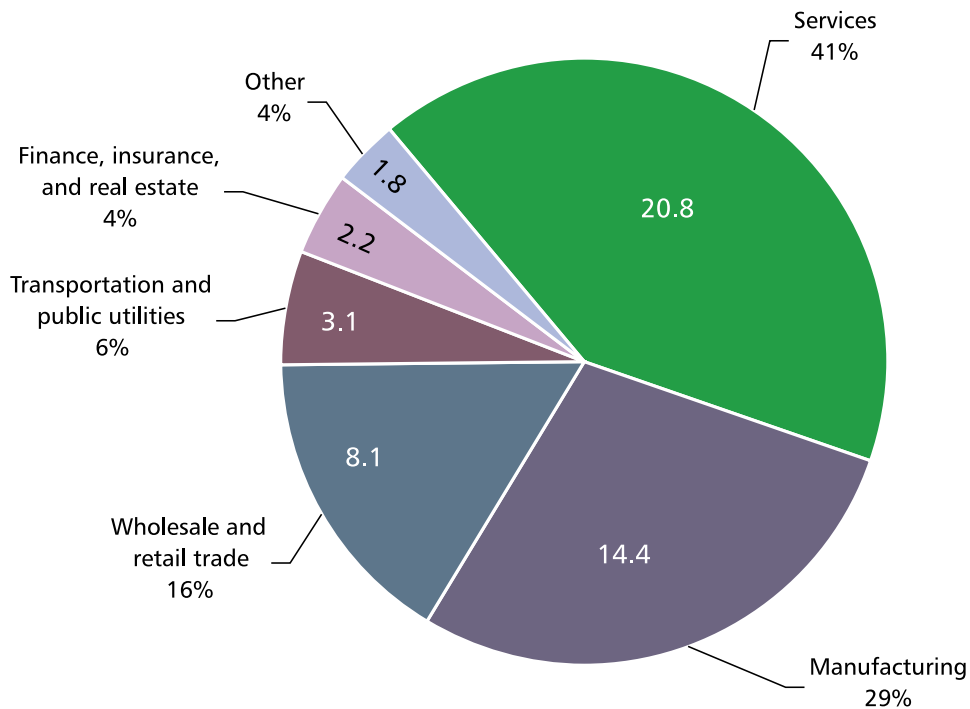


Figure 5–54. Number (thousands) and distribution of all other occupational illnesses in private industry by major industry division, 1997. (Source: SOII [1999].)