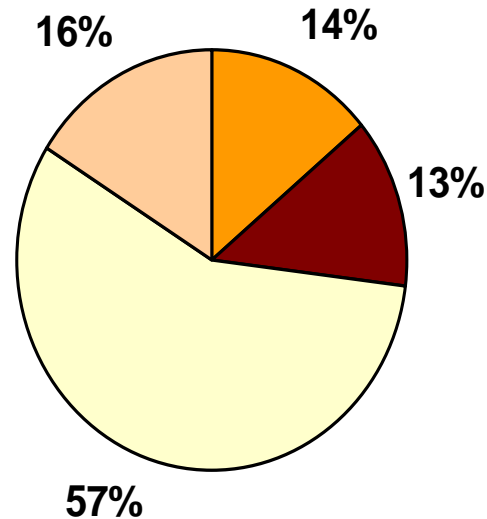


# List of figure titles

1. Treatment with insulin or oral medication among adults with diagnosed diabetes, United States, 2004–2006
2. Estimated prevalence of diagnosed and undiagnosed diabetes in people aged 20 years or older, by age group, United States, 2007
3. Estimated number of new cases of diagnosed diabetes in people aged 20 years or older, by age group, United States, 2007
4. Rate of new cases of type 1 and type 2 diabetes among youth aged < 20 years, by race/ethnicity, 2002–2003

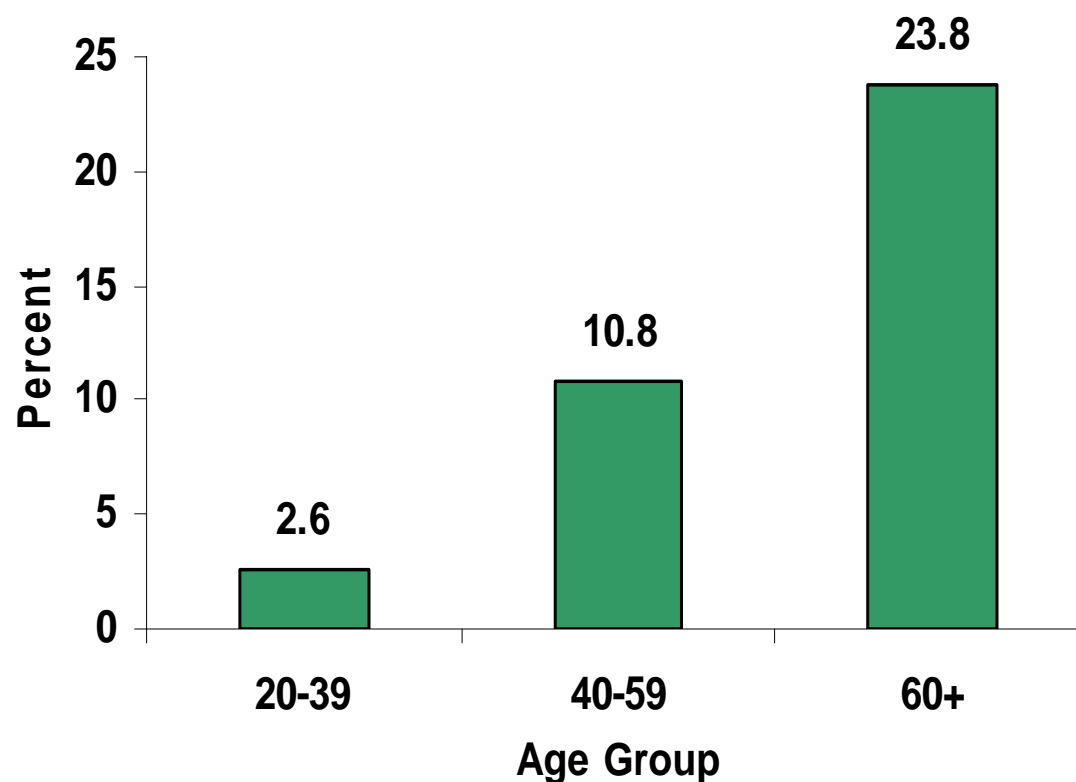
## Treatment with insulin or oral medication among adults with diagnosed diabetes, United States, 2004-2006



■ Insulin only ■ Insulin and oral medication □ Oral medication only □ No medication

CDC. National Diabetes Fact Sheet, 2007.  
Source: 2004–2006 National Health Interview Survey

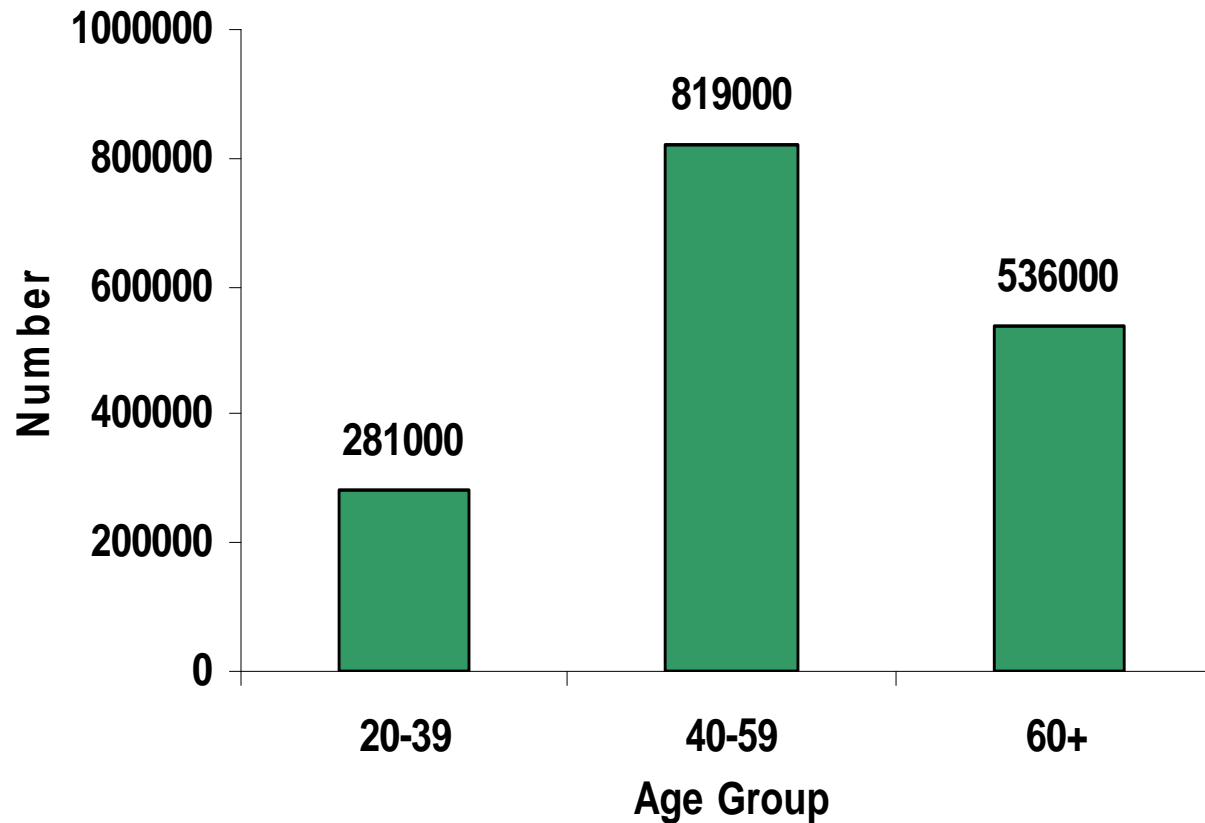
## Estimated prevalence of diagnosed and undiagnosed diabetes in people aged 20 years or older, by age group, United States, 2007



CDC. National Diabetes Fact Sheet, 2007.

Source: 2003–2006 National Health and Nutrition Examination Survey estimates of total prevalence (both diagnosed and undiagnosed) were projected to year 2007.

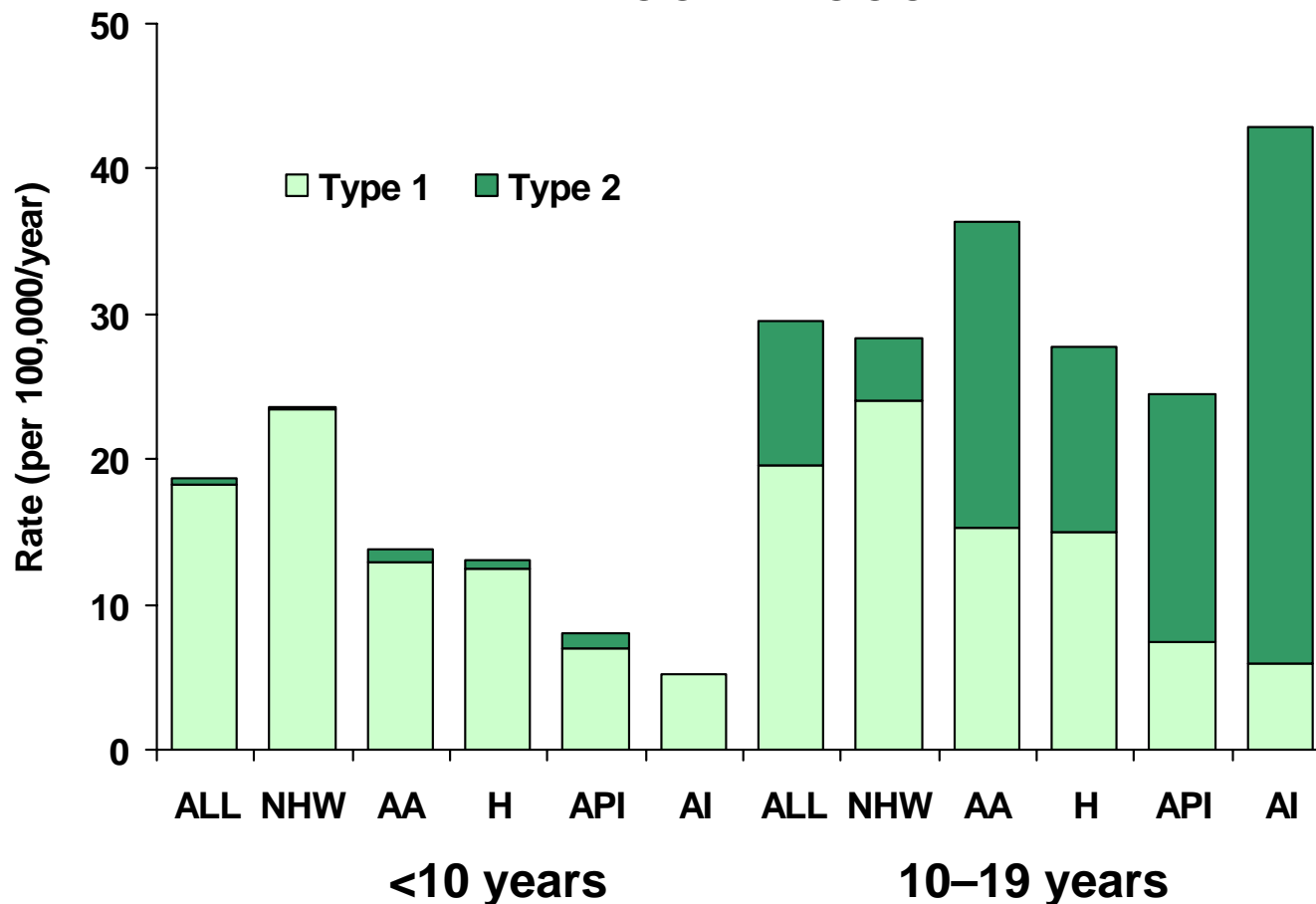
## Estimated number of new cases of diagnosed diabetes in people aged 20 years or older, by age group, United States, 2007



CDC. National Diabetes Fact Sheet, 2007.

Source: 2004–2006 National Health Interview Survey estimates projected to year 2007.

# Rate of new cases of type 1 and type 2 diabetes among youth aged <20 years, by race/ethnicity, 2002–2003



CDC. National Diabetes Fact Sheet, 2007.

Source: SEARCH for Diabetes in Youth Study

NHW=Non-Hispanic whites; AA=African Americans; H=Hispanics; API=Asian/Pacific Islanders; AI=American Indians